



OECD Economics Department Working Papers No. 157

Technical Progress, Factor
Productivity
and Macroeconomic
Performance in the Medium
Term

Claude Giorno,
Pete Richardson,
Wim Suyker

<https://dx.doi.org/10.1787/648682381876>

GENERAL DISTRIBUTION

OCDE/GD(95)106

**ECONOMICS DEPARTMENT
WORKING PAPERS
NO. 157**

**TECHNICAL PROGRESS, FACTOR PRODUCTIVITY AND
MACROECONOMIC PERFORMANCE IN THE MEDIUM TERM**

**by
Claude Giorno, Pete Richardson and Wim Suyker**

ORGANISATION FOR ECONOMIC CO-OPERATION AND DEVELOPMENT

Paris 1995

COMPLETE DOCUMENT AVAILABLE ON OLIS IN ITS ORIGINAL FORMAT

TECHNICAL PROGRESS, FACTOR PRODUCTIVITY AND MACROECONOMIC PERFORMANCE IN THE MEDIUM TERM

This paper examines the possible short- and medium-term macroeconomic consequences of changes in trend factor productivity growth for the major OECD economies. The analysis includes a range of different scenarios based on the recently re-estimated OECD INTERLINK model, in particular its supply-side properties, which illustrate a range of uncertainties and the sensitivity of the adjustment mechanisms to macroeconomic and structural factors. Overall the results suggest that a rise in trend factor productivity will lead to higher levels of production and real income, but employment adjustment will depend on the extent to which the long-run equilibrium of an economy is affected. Though unemployment could rise temporarily, there are important mechanisms present which, if functioning correctly, should prevent any permanent increase in unemployment. The degree of market flexibility is, however, seen as being crucial to the adjustment process, with higher rigidities tending to lengthen the period of adjustment and hence the duration of possible reductions in employment.

Cet article examine les possibles conséquences macro-économiques à court et moyen termes de changements du rythme de croissance de la productivité tendancielle des facteurs de production dans les principales économies de l'OCDE. L'analyse, qui inclue un ensemble de scénarios réalisés à l'aide du modèle INTERLINK de l'OCDE qui a récemment été réestimé, illustre le degré d'incertitude et de sensibilité des mécanismes d'ajustement, qui entrent alors en jeu, à un certain nombre de facteurs macro-économiques et structurels. Dans l'ensemble, les résultats suggèrent qu'une hausse de la productivité tendancielle des facteurs permet d'atteindre des niveaux de production et de revenus réels plus élevés, mais que l'ajustement de l'emploi dépend de la mesure dans laquelle l'équilibre de long terme de l'économie est affecté. Bien que le chômage puisse croître temporairement, d'importants mécanismes existent, qui, s'ils fonctionnent correctement, doivent empêcher toute hausse permanente du nombre des sans-emploi. Le degré de flexibilité des marchés apparaît cependant jouer un rôle crucial sur le processus d'ajustement, des rigidités plus importantes tendent à allonger la période d'ajustement et donc la durée pendant laquelle interviennent les éventuelles réductions d'emplois.

Copyright: OECD, 1995

Applications for permission to reproduce or translate all, or part of, this material should be made to: Head of Publications Service, OECD, 2 rue André Pascal, 75775 Paris Cedex 16, France.

Table of Contents

1.	Introduction	5
2.	Technological change, productivity growth and macro-economic adjustment in the single country context	6
3.	Macro-economic conditions and the adjustment process in an international context	13
	Monetary conditions and financial market influence	13
	Exchange rate influences	13
	International linkage and the diffusion of technical progress	13
4.	Influence of structural factors on the adjustment process	17
5.	Conclusions	19

Annex

Main features of the INTERLINK model	21
References	24

Tables

1. Comparative estimates of the effects of an increase in the trend productivity growth rate under alternative assumptions
2. A comparison of alternative estimates of the cost of disinflation

Figures

1. Effects of a permanent and temporary increase in the trend productivity growth rate
2. Effect of a productivity rise with alternative short-term employment reactions
3. Effects of a productivity rise with alternative nominal interest rate assumptions
4. Effects of a productivity rise with alternative exchange rate assumptions
5. Effects of a simultaneous productivity rise in the major seven countries
6. Effects of a productivity rise under alternative NAWRU assumptions
7. Effects of a productivity rise under alternative rigidity assumptions

TECHNICAL PROGRESS, FACTOR PRODUCTIVITY AND MACROECONOMIC PERFORMANCE IN THE MEDIUM TERM

Claude GIORNO, Pete RICHARDSON and Wim SUYKER¹

1. Introduction

1.1 Economic theory is relatively clear about the positive long-term consequences of the introduction of new technologies which lead to increased factor productivity. Provided that the supply of production factors is not adversely influenced, higher productivity can be expected to raise potential output, and, if labour and product markets are sufficiently flexible, aggregate demand should adjust to this increased supply potential in the long-run. In such a new equilibrium, production, real wages, consumption and investment will all be higher, while unemployment will, at least, be unchanged. Despite this fairly straightforward neo-classical view, there are nonetheless concerns, especially for the short and medium term, that increased labour productivity associated with new technologies may reduce the demand for labour and thereby aggravate the already serious unemployment problem in the OECD area. It is argued, for instance, that the introduction of new technologies may lead to job destruction for some industries and some skill categories without creating sufficiently offsetting new job opportunities in others. However, such arguments are either partial in failing to take account of wider macroeconomic factors or rely on the view that the relevant adjustment mechanisms are not functioning properly.

1.2 Empirical macro-economic models provide a useful framework for examining some of these issues and the possible short- and medium-term consequences of productivity changes, especially the dynamic links between productivity, wage and price setting, output and employment. Thus, simulations with such models help clarify likely magnitudes of the relevant responses and the influence of macro-economic conditions and structural factors on the adjustment process, although they have relatively little to say about the effects of technological change on the composition of labour demand and associated adjustment requirements. In this paper, some of the possible short- and medium-term consequences of an increase in trend productivity are examined in the context of OECD's international macro-economic model INTERLINK on the basis of a number of stylised simulations made on a ten-year horizon. These update previous OECD estimates of the macroeconomic effects of changes in trend productivity, for example those reported by Englander and Mittelstadt (1988), OECD (1988) and Torres and Martin (1990), but also examine in more detail the role and importance of structural factors. Major parts of the model have recently been respecified and re-estimated (see Turner *et al.* (forthcoming) and Turner *et al.* 1993 and simulations with the current version therefore provide a more up-to-date perspective.

1. This paper was prepared for the "OECD Export Workshop on Technology, Productivity and Employment: Macroeconomic and Sectoral Evidence" held in Paris on 19-20 June, 1995. The authors are all members of the Macroeconomic Analysis and Systems Management Division of the OECD Economics Department. They are grateful to their colleagues Andrew Burns, Jorgen Elmeskov, Michael Feiner, Jon Nicolaisen and Dave Turner for comments and suggestions on earlier drafts. Special thanks go to Marie-Christine Bonnefous and Jan Davies-Montel for support and technical preparation of the paper.

1.3 The OECD INTERLINK model can be broadly categorised as being neo-classical in terms of structural specification and equilibrium properties, but "New Keynesian" in terms of short-term dynamics². In particular, real and nominal rigidities in wage and price setting are seen as factors which significantly affect the period of adjustment towards equilibrium for certain shocks. It is an international model, with submodels for 24 OECD countries and a trade block linking these and also the non-OECD regions, ensuring world-wide consistency of international trade flows, volumes and prices.

1.4 The various scenarios presented in this paper are representative of the results for a "standard" OECD economy, defined here as the simple average for the G7 countries. These should not be seen as precise estimates of the magnitude and timing of the macro-economic consequences. Estimated lag structures and structural coefficients are uncertain and subject to statistical confidence intervals and outcomes may also depend on cyclical situations which a largely linear model may not be well suited to describe. Also, the outcomes for a specific OECD country may deviate substantially from those of the "standard" OECD country because of structural differences. Detailed analysis of such differences goes beyond the scope of this paper, although the importance of key differences in flexibility are illustrated.

1.5 The rest of this paper is organised as follows. The next section discusses the relationship between technology and factor productivity, and the corresponding specification of technology "shocks" used in the exercise. It also provides a general description of the main mechanisms involved and presents the simulated effects for changes in the level and rate of growth of productivity under specific assumptions. Section 3 goes on to describe how the adjustment process is likely to be influenced by wider macroeconomic considerations, in particular monetary conditions and exchange rates. It also illustrates the size of linkage effects associated with international diffusion. The relevance of structural factors for the adjustment process are highlighted in section 4. The final section provides summary comments and some general policy conclusions.

2. Technological change, productivity growth and macro-economic adjustment in the single country context

2.1 There has been a considerable debate about the economic consequences of technological progress over the last decades, especially in the field of information technologies and telecommunication and the links between technology and productivity have been the subject of a considerable number of studies³. At the macro-economic level however, the expected positive impact of new technologies on trend factor productivity has not been easy to identify. On the contrary, as underlined by the often-quoted "Solow paradox"⁴, most OECD economies experienced a slowdown in productivity growth in the aftermath of the first oil shock and the subsequent pick-up in the 1980s and early 1990s is, at best, modest despite significant changes in information technologies. Explanations of this phenomenon tend to stress the gradual exhaustion of technological catching-up in Europe and Japan, relative to the United States, and difficulties of incorporating new technologies in the production system. Neither of these arguments contradict the existence of a direct link between changes in technology and productivity growth but they demonstrate a considerable degree of uncertainty regarding the strength of the link at the macro-economic level and the transmission lags between technological change and factor productivity.

2. The main features of the model of key importance to the present exercise are briefly described in the Annex.

3. See *Technology and Economy: the key relationships*, OECD (1991); *Technology and Productivity: the challenge for economic policy*, OECD (1991); and *The OECD Jobs Study* (1994), in particular chapter 4 entitled "Technological change and innovation".

4. See *The OECD Jobs Study*, referred to in footnote 3.

2.2 Uncertainties also exist about the links between technology and the composition of labour demand at the firm level. While recent microeconomic empirical evidence suggests a strong positive correlation between the use or introduction of new technology and the use of high-skilled employment, the causality remains unclear⁵. On the one hand, firms should be all the more innovative when their workers are better educated. On the other hand, technological change may be skill-biased, increasing demand for high-skilled workers and shifting demand away from unskilled labour⁶. Hence, if relative wages do not adjust sufficiently and the skill composition of the labour force is relatively fixed, excess supplies of unskilled labour or labour with outdated qualifications might develop.

2.3 The analysis of the effects of technological shocks with macro-economic models is sensitive to the assumptions made about the impact of technological change on potential employment and the specific way in which trend labour efficiency may be affected. In the latter case, an important question is whether changes in technology translate into temporary or permanent gains in labour efficiency growth. Such assumptions are important because they may influence not only the size of the shock but, more fundamentally, the nature of long-term macroeconomic effects, in particular on unemployment. Indeed, in a number of empirical macroeconomic models, including INTERLINK, the rate of trend factor productivity growth is one of a number of important factors influential in the determination of wages, prices and thereby the equilibrium unemployment rate⁷.

2.4 To illustrate the range and conditional nature of the effects of changes in trend, factor productivity on main macroeconomic aggregates and the associated adjustment mechanisms, a range of alternative simulations have been carried out. Key results are reported in Table 1 on a comparative basis, and also in Figures 1 to 7 which follow. Unless otherwise stated, these simulations all assume government expenditures in real terms, real interest rates and nominal exchange rates to be unchanged from baseline. Though a number of specific factors vary across the individual cases considered, the key macroeconomic mechanisms involved are broadly similar and as described below.

2.5 In the short term, the main consequences of higher trend productivity arise through a positive influence on the level of potential output and a negative influence on costs per unit of production. Both these factors put downward pressure on domestic prices. If nominal wages adjust only slowly and a labour productivity increases, real wages and real disposable income will rise, having a positive influence on private consumption. The positive impact on demand may, however, be reduced by any initial negative impact of the rise in productivity on labour demand and employment which may arise, depending on the degree of restructuring and employment dislocation involved. However, more important and with a more permanent influence, the real income and consumer wealth should rise as inflation is reduced, with a positive influence on consumption and demand. At the same time, business investment will be stimulated both by the rise in output and any initial rise in profitability associated with the embodiment of the new technologies in capital goods. Unless nominal exchange rates adjust completely to eliminate price

5. See, for example, Drèze and Sneessens (1994), and Chennels and Van Reenen (1995).

6. This, however, need not always be the case. For example, where technologies enhance the demand for less skilled labour, such as seems likely to have happened at the time of the industrial revolution.

7. The possibility of trend factor efficiency growth and the terms of trade affecting the underlying equilibrium rate of unemployment is discussed at length by Manning (1992), Elmeskov (1993) and, more recently, Turner and Rauffet (1994). For a number of countries, the empirical evidence suggests that wages adjust only sluggishly to changes in the level of trend productivity. If so, particular combinations of wage/price dynamics can imply that a permanent rise in the trend labour efficiency growth reduces the long-term equilibrium unemployment rate, defined in terms of the non-accelerating wage rate of unemployment or NAWRU.

Table 1. Comparative estimates of the effects of an increase in the trend productivity growth rate under alternative assumptions
percentage differences from baseline

	Simulation A	Simulation B	Simulation C	Simulation D	Simulation E	Simulation F	Simulation G	Simulation H
Real GDP level (per cent)								
After 3 years	0.6	0.6	0.7	0.4	0.6	1.0	0.4	1.2
After 5 years	1.5	1.5	2.0	1.7	1.5	2.3	1.3	2.4
After 10 years	3.6	1.7	2.5	2.6	2.1	2.1	1.7	1.7
Unemployment rate								
After 3 years	-0.2	-0.2	0.2	0.3	0.2	0.1	0.2	0.0
After 5 years	-0.4	-0.4	-0.1	0.0	0.1	-0.3	0.1	-0.3
After 10 years	-0.6	-0.2	-0.3	-0.5	0.0	0.0	0.1	0.0
Inflation rate (GDP deflator)								
After 3 years	-0.7	-0.7	-1.2	-1.6	-1.6	-1.1	-0.6	-1.6
After 5 years	-1.1	-1.0	-1.7	-2.3	-3.0	-1.4	-1.2	-1.8
After 10 years	-1.2	0.0	0.2	0.8	-2.6	-0.9	-0.2	0.6
Real wage level (per cent)								
After 3 years	0.3	0.3	0.0	0.0	0.2	0.2	0.3	0.0
After 5 years	0.9	0.8	0.3	0.1	0.6	0.8	0.6	0.3
After 10 years	2.8	1.7	1.3	0.9	1.6	1.8	1.3	1.5

Source: OECD INTERLINK model. All estimates are average responses for the major seven OECD economies relative to baseline.

Notes: Simulation specifications

Simulation A: A permanent 0.5 percentage point increase in the annual growth rate of trend labour efficiency, with nominal exchange rates, real interest rates and real government expenditures unchanged from base.

Simulation B: As simulation A, except that the annual growth rate of trend labour efficiency is raised during the first four years only.

Simulation C: "Reference simulation"; as simulation B with an ex ante reduction of employment growth of 0.2 percentage points during the first four years.

Simulation D: As reference simulation with nominal interest rates unchanged.

Simulation E: As reference simulation with real exchange rates unchanged.

Simulation F: As reference simulation with productivity increased simultaneously in all major seven OECD economies.

Simulation G: As reference simulation, with a permanent rise of NAWRU of 0.25 percentage points from the second year.

Simulation H: As reference simulation, with alternative rigidity assumptions (see text).

differentials lower costs and prices will improve competitiveness, thereby stimulating exports and reducing imports. Thus, in the long run, adjustment of output to a higher new level of potential may be expected to have a positive influence on the demand for labour, offsetting progressively any initial reduction in employment and rise in unemployment associated with the change in factor requirements. Though the speed and timing of adjustment may vary, the economy converges to a new equilibrium with higher real wages, output and production per head.

2.6 As previously argued, the differences between the effects of changes in technology which have alternative permanent or temporary effects on trend factor efficiency growth are important, as illustrated by comparisons of simulations A and B in Figure 1. The former case assumes a permanent change in trend labour efficiency growth of ½ per cent per annum, whereas the latter assumes the change to be temporary over the first four years, though the levels of efficiency and supply potential are permanently raised thereafter.

2.7 The key difference is that a permanent increase in efficiency growth has a permanent effect on actual and potential output growth and, through wage/price dynamics, also the equilibrium unemployment rate, which is reduced by over ½ percentage points of a ten-year horizon. For a temporary rise in trend productivity growth, longer-term labour market equilibrium is unaffected and, after a period of positive adjustment, the economy adjusts back towards its long-term equilibrium as disinflation pressures come to an end. Indeed, once the effects of higher labour efficiency growth have dissipated, real wages tend to grow temporarily faster than productivity as a consequence of wage rigidities and mounting labour market pressures. With a less favourable inflation picture, demand and production growth fall back towards baseline levels after about eight years. Though lagging somewhat, medium-term employment gains disappear steadily thereafter and in the long run, the temporary increase in labour efficiency growth translates into an upward shift in the levels of real income and productivity, but an unchanged rate of unemployment.

2.8 Both these simulations are somewhat artificial in that they abstract from possible negative direct effects of productivity improvements on labour demand. In fact, empirical evidence at firm and sector micro-economic levels suggest that introduction of new technology may often be associated with short-term employment dislocation⁸ and, for several European countries, such evidence appears to be confirmed at the macro-economic level by time-series econometric studies which identify a negative link between trend productivity growth and employment growth⁹.

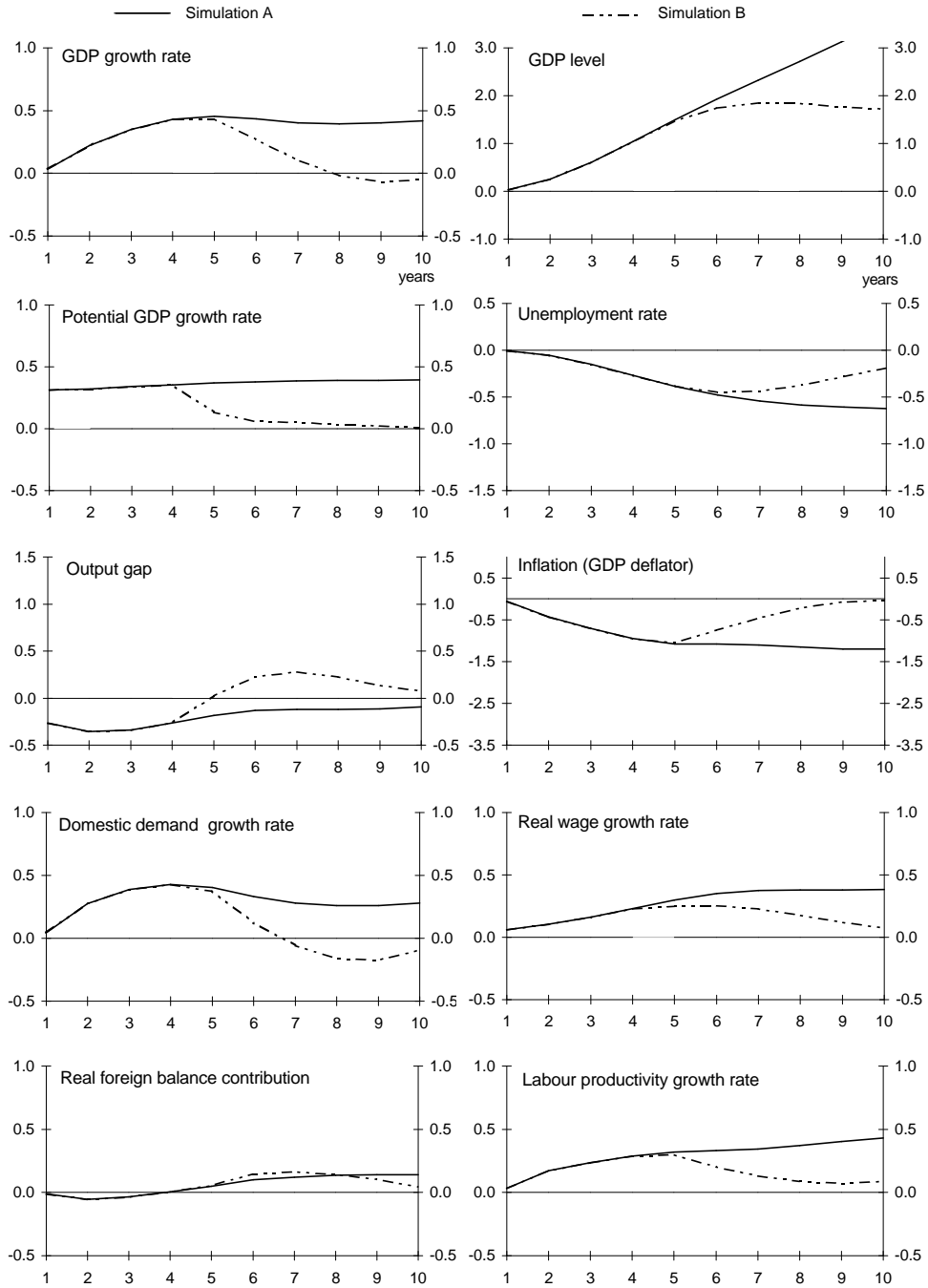
2.9 While the importance of such a phenomenon is difficult to quantify at the margin, its consequences are illustrated in simulation C and compared with simulation B in Figure 2. In this case, the assumption made is that, on average, higher labour efficiency growth leads to an ex ante reduction of employment with a semi-elasticity of -0.4¹⁰. As a consequence, higher trend productivity leads to a temporary rise in unemployment by up to 0.2 percentage points. Nonetheless, the combination of a more subdued increase in real wages and rising labour productivity growth result in a more significant disinflation which, in turn, induces a more pronounced cycle in output. The negative effects on employment are fully reversed within four years but in the absence of any shift of the long-term equilibrium, a temporary cyclical

8. See, for example, Hunt and Hunt (1983), Watanabe (1986) and, more generally, section IVa, Chapter 4 of *The OECD Jobs Study* (1994).

9. Within INTERLINK the labour demand equations for Germany, France and the United Kingdom in particular incorporate significant negative trend productivity effects.

10. Such a semi-elasticity is consistent with the average estimates reported by Turner *et al.* (forthcoming) embodied in the standard version of INTERLINK.

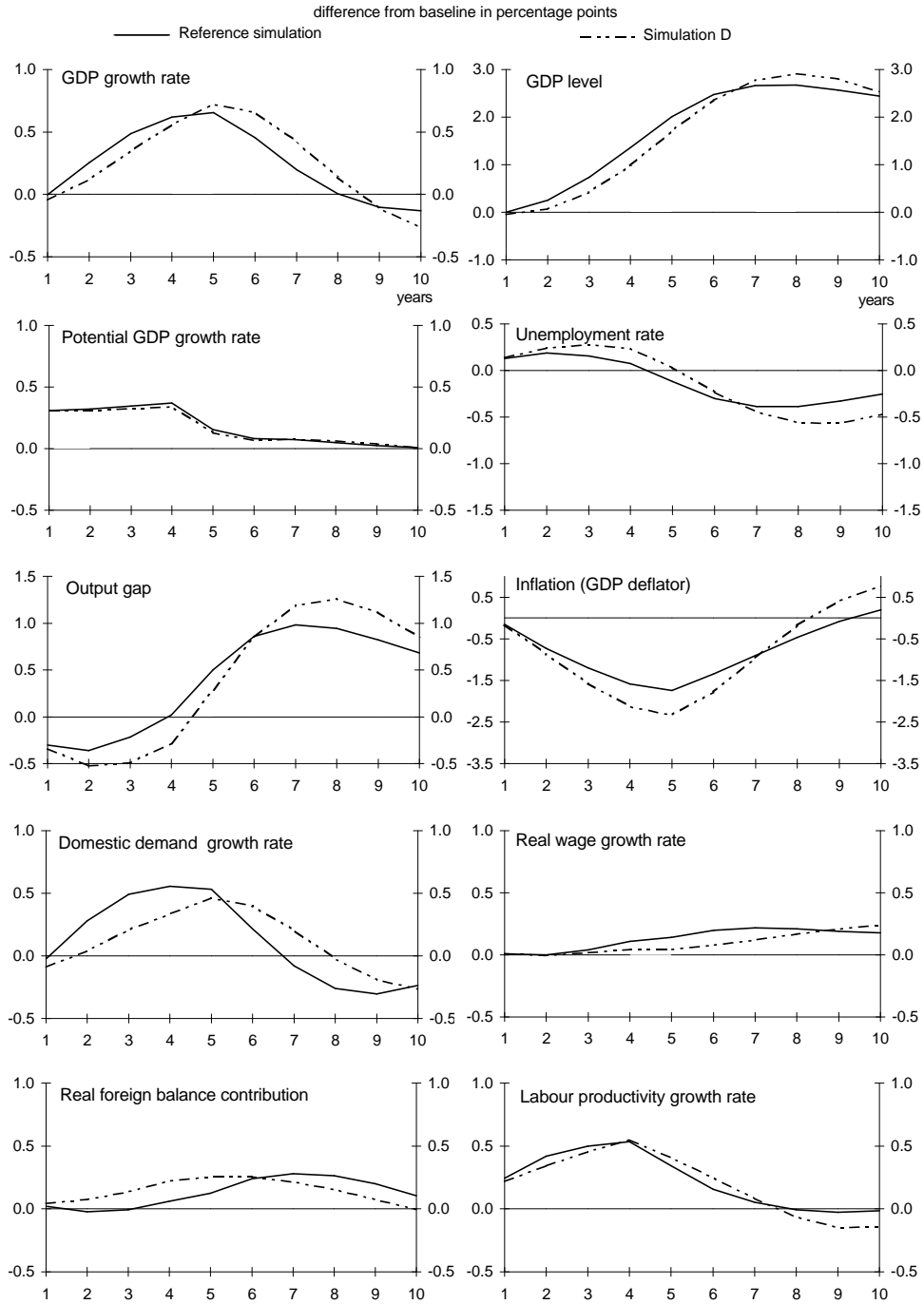
Figure 1. Effects of a permanent and temporary increase in the trend productivity growth rate
 difference from baseline in percentage points



Simulation A : A permanent 0.5 percentage point increase in the annual growth rate of trend labour efficiency, with nominal exchange rates, real interest rates and real government expenditures kept unchanged.

Simulation B : As simulation A with the increase in the annual growth rate of trend labour efficiency for the first 4 years only.

Figure 3. Effects of a productivity rise with alternative nominal interest rate assumptions



Reference simulation : See simulation C in Figure 2.

Simulation D : As the reference simulation with nominal interest rates instead of real interest rate unchanged from base.

fall in unemployment is eroded steadily thereafter. Thus in spite of differing assumptions about short-term employment consequences, the key difference in these two cases can be seen to be largely one of timing.

3. Macro-economic conditions and the adjustment process in an international context

Monetary conditions and financial market influence

3.1 Monetary conditions and financial market reactions are seen as particularly important in re-enforcing or counter-acting the self-equilibrating tendencies of an economy following a perturbation. In the case of disinflationary shocks for example, lower real interest rates tend to stimulate private sector demand, reduce the output gap and, consequently, make for less disinflation. Conversely, if nominal interest rates are relatively fixed, for example because of wider monetary policy objectives or financial conditions, then real interest rates will rise with disinflation, tending to weaken the real economy and exacerbate the short-term effects of the initial perturbation.

3.2 As an illustration of this point for a change in trend productivity, Figure 3 compares the effects shown for simulation C (denoted hereafter as the Reference Case) with an alternative simulation D, in which nominal interest rates are assumed to be unchanged from base, implying higher real rates during the disinflation. In this case, maintaining unchanged nominal interest rates is seen to exacerbate the initial imbalance between supply and demand in the economy, increasing and extending the negative impact on unemployment over the first five years and accentuating the degree of disinflation. However in the following years, real interest rates edge downward as inflation returns towards base, domestic demand picks up and, on a temporary cyclical basis, unemployment rate falls more markedly than in the reference simulation. Overall, the consequence of keeping nominal interest rates unchanged is to accentuate the cyclical profile and, hence, to delay the return of the economy toward long-term equilibrium.

Exchange rate influences

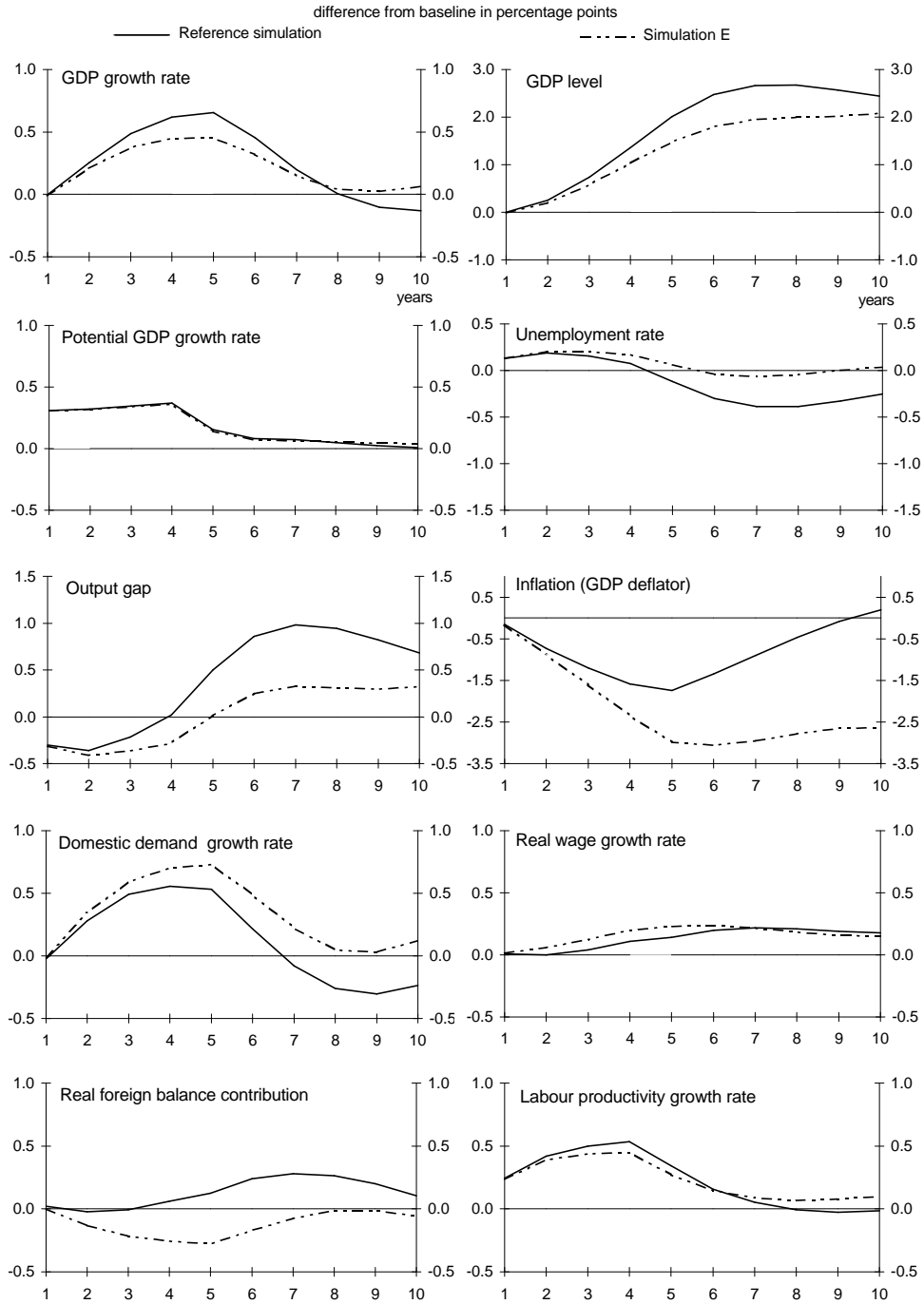
3.3 An important international element in the adjustment process arises from the international competitiveness gains acquired by a country benefiting from higher trend productivity. Such a mechanism may, however, be neutralised to the extent that nominal exchange rates appreciate in order to offset inflation differentials. To illustrate the relative importance of such competitiveness effects to the adjustment process, Figure 4 shows a case where exchange rates are assumed to be unchanged in real terms and the adjustment between demand and supply relies completely on the strengthening of domestic demand. In this case, domestic demand rises more swiftly than in the reference simulation because the fall in inflation is strengthened by the impact of exchange-rate appreciation on import prices. In contrast to the reference case, the foreign demand contribution to the activity is negative over the whole simulation period. Overall, real-side adjustment is less cyclical than in the reference simulation and disinflation more pronounced. Though unemployment adjustment is slower in the short term, the equilibrium is established relatively quickly with little variation beyond five years.

International linkage and the diffusion of technical progress

3.4 Since technological change is, by and large, a global phenomenon its macroeconomic effects are likely to be larger to the extent that trend productivity is enhanced in all OECD countries at approximately the same time. An illustration of the scale of global effects is given in Figure 5, where simulation F assumes the same change in trend productivity in each of the seven major OECD economies.

3.5 Overall, compared with the reference simulation, the self-equilibrating process of the economy is not fundamentally modified. Despite the international character of the shock, supply conditions in each country are affected in the same way as in the reference simulation. However, the positive adjustment of demand to supply takes place faster because the rise in domestic demand in each country is transmitted to other countries through trade, reinforcing the self-equilibrating mechanism. Even though export markets

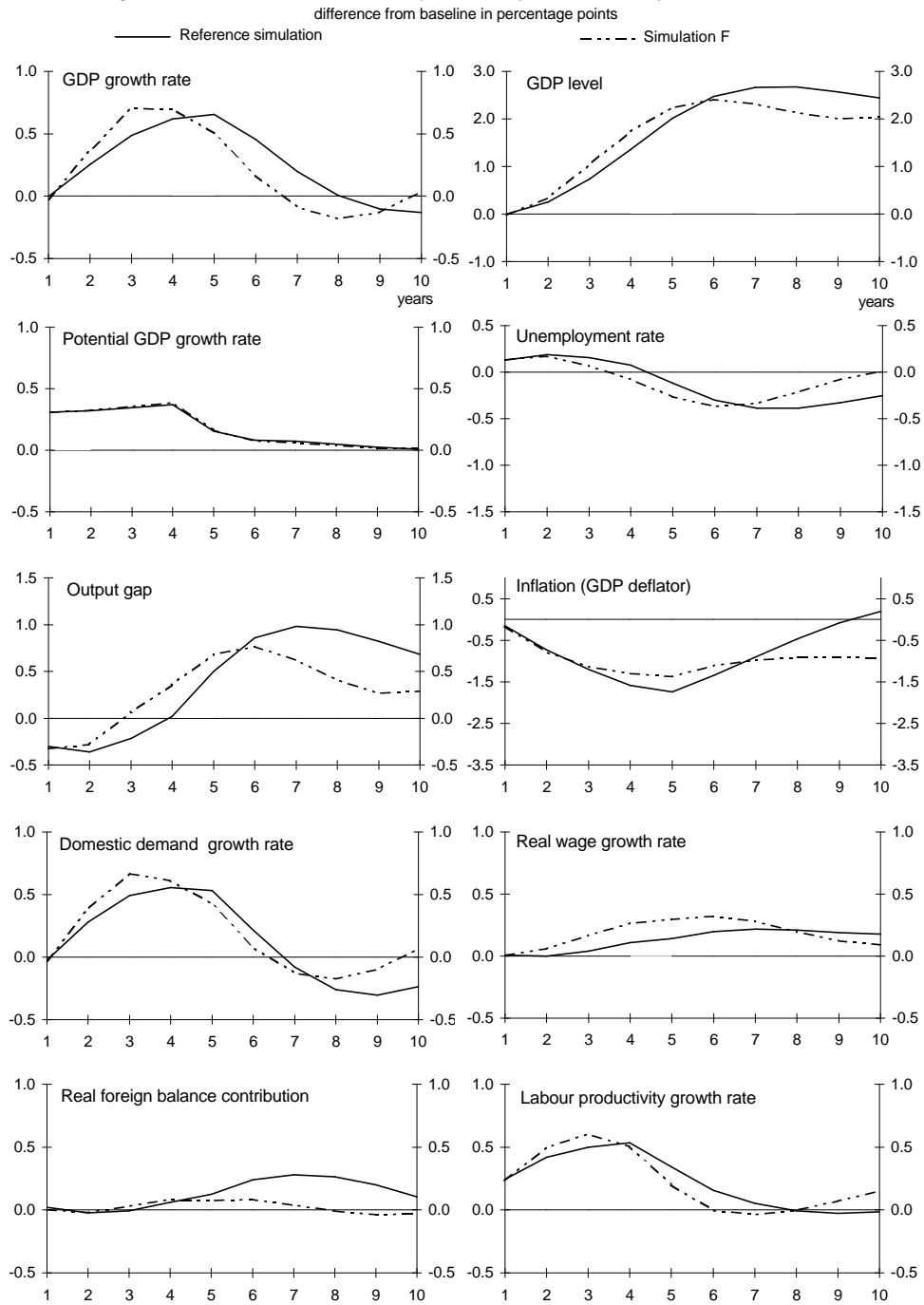
Figure 4. **Effects of a productivity rise under alternative exchange rate assumptions**



Reference simulation : See simulation C in Figure 2.

Simulation E : As the reference simulation with real exchange rates unchanged from base.

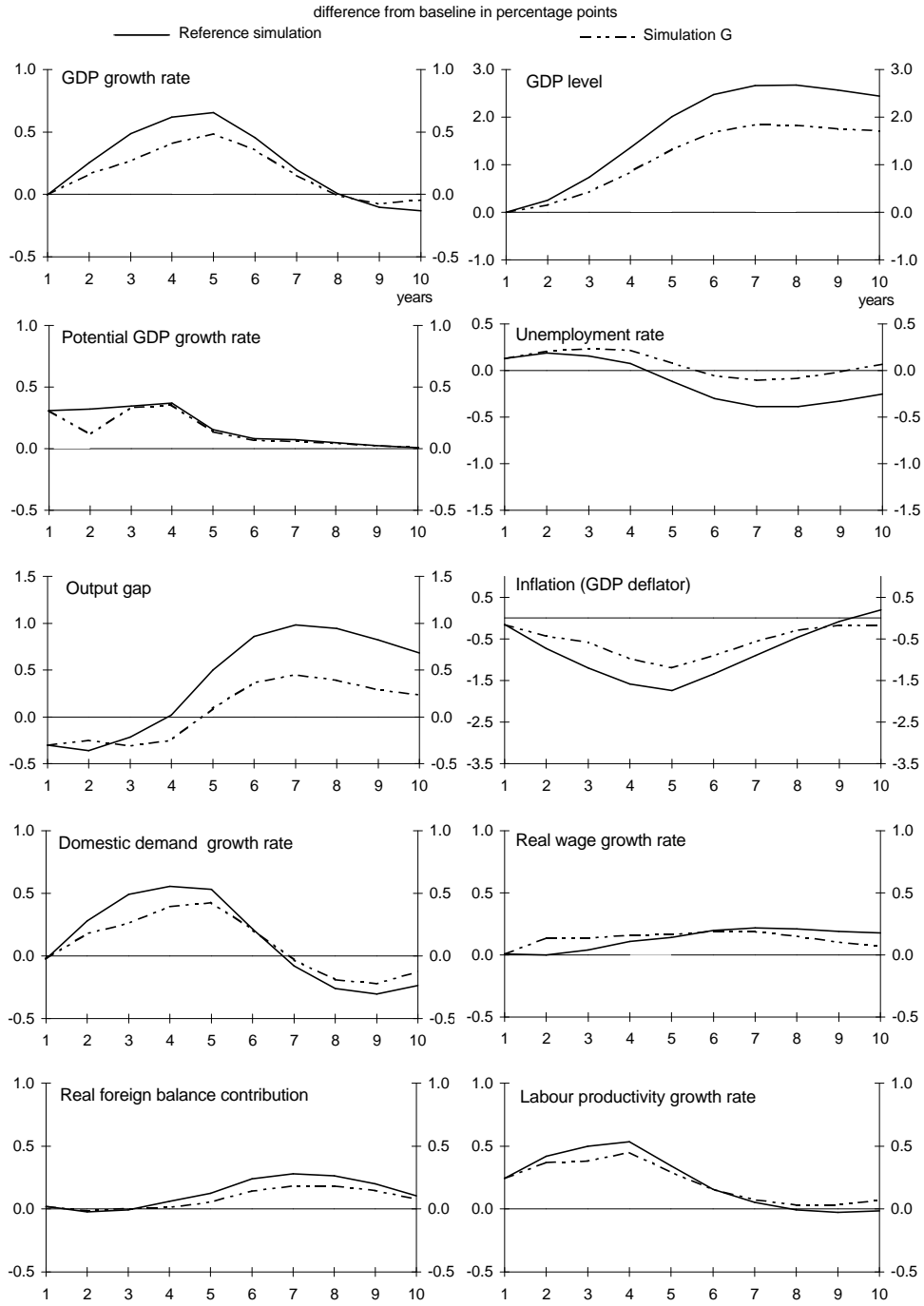
Figure 5. Effects of a simultaneous productivity rise in the major seven countries



Reference simulation : See simulation C in Figure 2.

Simulation F : Simultaneous productivity rise in all major seven OECD economies.

Figure 6. Effects of a productivity rise under alternative NAWRU assumptions



Reference simulation : See simulation C in Figure 2.

Simulation G : As the reference simulation with a permanent rise of NAWRU of 0.25 percentage point from the second year.

expand in each country, a priori none of them benefits from international competitiveness gains, so that, on average, the foreign trade contribution to growth is limited compared with the reference case¹¹. Another key difference relates to inflation which stabilises at a lower level in the long run as disinflation is transmitted to the whole OECD region. Because the demand reaction takes place faster, the initial rise in unemployment is much smaller and more shortlived than in the reference case, as is the subsequent cyclical adjustment path. Overall, the adjustment of the economies toward long-term equilibrium is significantly speeded-up in the case of an area-wide shock.

4. Influence of structural factors on the adjustment process

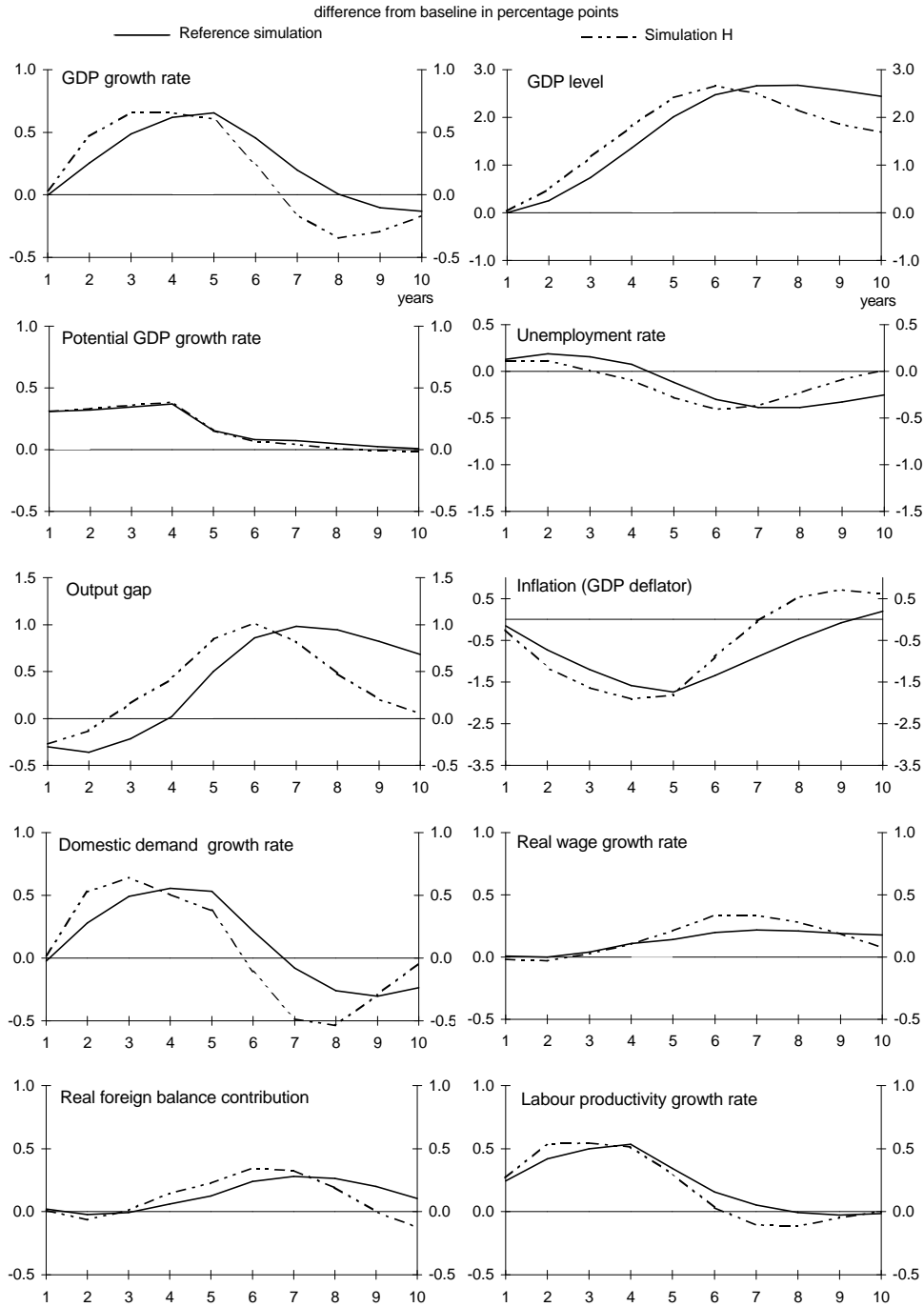
4.1 Quite apart from macro-economic conditions, the adjustment process depends crucially on the flexibility of the labour and product markets. Especially important is the wage determination process and the extent to which the gap between actual unemployment and the natural rate influence real wages¹². Usually the NAWRU is considered to be determined by underlying structural factors, such as regulations and institutional factors. Nonetheless, it can not be wholly excluded that the introduction of new technologies could lead to an upward drift in the NAWRU, for example, due to the erosion of the skills of the unemployed and to insider/outsider mechanisms following an initial rise in unemployment. As mentioned earlier, some researchers have concluded that current technological developments are in favour of skilled workers and against unskilled ones. A rise in the NAWRU might, therefore, also be seen as the consequence of technological changes detrimental to low-skilled workers and beneficial for high-skilled workers, leading to an increased mismatch of demand and supply in the labour market.

4.2 As an illustration of the possible consequences, Figure 6 reports a further case where the technological improvement is assumed to be accompanied by a permanent upward shift of the NAWRU of a quarter percentage point¹³. In this case, the fall in inflation is less pronounced and as labour market conditions remain relatively tight due to the shift in the NAWRU, real wages tend to pick up more strongly in the near term. With a less favourable inflation response, the domestic demand improvement is smaller than in the reference simulation, while net exports increase less due to a smaller gain in competitiveness and the weaker reaction of demand lengthens the adjustment process. Unemployment remains above baseline for longer, while the period with a negative impact on the output gap is prolonged. Overall the assumed shift in the NAWRU both lengthens the adjustment process and raises the rate to which unemployment adjusts in the longer term.

4.3 OECD countries differ substantially in labour and product market flexibility and the degree of such rigidities can be summarised by various measures of the "cost of disinflation" (see Layard *et al.* (1991) and Turner *et al.* (1993)). While there are quite large uncertainties about the precise magnitude of estimated rigidities in different countries, there is a reasonable agreement across studies with respect to ranking across major OECD countries, with estimated rigidities being very low for Japan and relatively high for the United States and Canada. Estimates for individual major European countries differ somewhat, but most studies suggest that the degrees of real and nominal rigidities in these countries lie somewhere between those for Japan and the United States (see Table 2).

-
11. In fact the foreign trade contribution is slightly positive on average because neither the smaller OECD countries nor the non OECD regions are assumed to benefit from a rise in trend productivity.
 12. This equilibrium-restoring wage reactions is consistent with available empirical evidence, see Elmeskov and MacFarlan (1993) and Turner *et al.* (1993).
 13. The magnitude of the assumed shift, which is arbitrary, is seen as being maximal, given the scale of the initial rise in unemployment, i.e. it is consistent with perfect hysteresis.

Figure 7. Effects of a productivity rise under alternative rigidity assumptions



Reference simulation : See simulation C in Figure 2.

Simulation H : As the reference simulation but with sacrifice ratio reduced by 75 per cent.

Table 2. **A comparison of alternative estimates of the cost of disinflation^a**

	Turner et al (1995)	Layard et al (1991)	OECD (1989)
United States	1.34	0.80	1.23
Japan	0.10	0.05	0.05
Germany	1.87	0.49	0.57
France	0.74	0.20	0.43
Italy	1.78	0.14	0.26
United Kingdom	2.36	0.70	1.65
Canada	1.50	1.37	0.98

- a) The cost of disinflation or "sacrifice ratio" represents the cumulative rise in unemployment required to bring about a 1 percentage point permanent reduction in the annual inflation rate. For further details, the derivation from estimated wage and price equation coefficients, see Turner *et al.* (1993).

4.4 To illustrate the relative importance of such structural rigidities, Figure 7 shows a further case where the basic shock is repeated with real and nominal rigidities assumed to be significantly lower. In this case, real wages are assumed to be more responsive to the unemployment rate, while prices are more responsive to the output gap. A reduction of nominal rigidities is achieved by assuming a speedier impact of prices and wages on each other. In this specific case, the assumed revisions to wage and price coefficients correspond to a reduction of the notional "cost of disinflation" by 75 per cent. This reduction is considerable, although most empirical studies show even larger differences between estimated rigidities for Japan and the OECD average. Overall, this case provides a clear illustration of how lower rigidities imply a shorter and less painful adjustment process, particularly for unemployment.

5. Conclusions

5.1 The possible consequences of the introduction of new technologies have been examined in this paper on the basis of stylised simulations with the OECD's recently re-estimated macroeconomic INTERLINK model. In view of the range of uncertainties, such a model can only give partial answers to a number of questions related to this subject, but it provides a convenient framework for analysing the key macroeconomic consequences in specific cases, and for illustrating the sensitivity of the main short- and medium-term adjustment mechanisms of an economy to a number of macroeconomic and structural factors.

5.2 Overall, these results suggest that a rise in trend factor productivity will eventually lead to a higher levels of production and real income, but the adjustment will depend on the extent to which the long-term equilibrium of an economy is affected by a given technological change. If trend labour efficiency growth is permanently stronger, a sustained fall in unemployment may also be possible if real wages adjust only slowly to the rise in labour efficiency.

5.3 Though in the short to medium term, temporary increases in unemployment following a rise in trend productivity cannot be excluded, there are, nevertheless, important adjustment mechanisms in market economies, which, if functioning correctly, prevent a substantial pick-up in unemployment for a prolonged period. Potential output should rise and real domestic demand increase with disinflation and the increases in real wages associated with higher productivity. Stronger foreign demand should also contribute to reversing the initial gap between the increased potential output and demand as competitiveness improves or, more likely, as export markets expand if productivity accelerates simultaneously in other OECD countries. All these results are consistent with previous productivity simulations with INTERLINK (See Englander and Mittelstädt, 1988; and Torres and Martin, 1990) and with other studies at the macroeconomic level, for example those reported by Meyer-Krahmer, 1992.

5.4 At the same time, the adjustment process is likely to be affected by a variety of different factors. Monetary conditions and financial market reactions are particularly important in reinforcing or counter-acting the self-equilibrating tendencies of an economy. For instance, if nominal interest rates are unchanged the adjusted profile is accentuated and the return of the economy toward its long-term equilibrium delayed. Alternatively, if real interest rates remain unchanged or even fall as inflation decelerates, then the resulting stimulative demand effects may substantially shorten the adjustment process and thereby limit the extent of possible initial increases in unemployment associated with industrial re-structuring.

5.5 The degree of market flexibility is also crucial to the adjustment process. Indeed, not only do market rigidities tend to lengthen the duration of the adjustment of an economy towards long-term equilibrium but, in the extreme case of imperfect labour market adjustment resulting in an increased NAWRU, the benefit of a technological change could even be partially lost. Hence, the need to reduce market rigidities is all the more important in a world of rapid technological improvements.

Annex

Main features of the INTERLINK model

1. This annex describes the key features of the most recent version of INTERLINK and their relevance to the analysis of the effects of productivity changes.

2. Major parts of the OECD macro-economic model INTERLINK have recently been respecified and re-estimated (Turner *et al.* (forthcoming) and Turner *et al.* 1993). INTERLINK, with submodels for 24 OECD countries and a substantial trade block linking those countries and the non-OECD regions, can be broadly described as being neo-classical in terms of structural specification and equilibrium properties and "New Keynesian" in terms of short-term dynamics. In particular, the presence of real and nominal rigidities in wage and price setting equations implies a protracted period of adjustment before an equilibrium is reached for some shocks.

3. A key element to the supply sectors of the individual country models is a Cobb-Douglas production function with constant returns to scale and labour and capital as production factors. Labour is assumed to be a homogeneous production factor and no distinction is made between skilled and unskilled labour. Technical progress is disembodied and specified through a labour efficiency index.

Thus:

$$\ln Y = a (\ln E + \ln N + \ln H) + (1-a) K \quad [1]$$

where:

Y: business-sector value added

E: labour efficiency index

N: business employment

H: average hours worked in the business sector

K: business sector capital stock

Given the Cobb-Douglas production specification, the labour efficiency index can easily be rewritten as a total factor productivity index, with technical progress seen both as Harrod-neutral (labour-augmenting) as well as Hicks-neutral.

Thus:

$$\ln Y = \ln TFP + a (\ln N + \ln H) + (1-a) \ln K \quad [2]$$

$$\ln TFP = a \ln E \quad [3]$$

where:

TFP: total factor productivity

4. Long-run demand for labour and capital are determined as the result of profit maximisation by firms and is consistent with the production function. Therefore, the long-run labour-output ratio depends on real wage costs, while the long-run capital-output ratio is dependent of the real users-cost of capital (see Turner *et al.* 1993). Error-correction relationships are then used to ensure that actual demand for labour and capital adjust to such a long-run equilibrium. These mechanisms are supplemented with temporary direct effects on actual demand, for instance of output on capital demand (accelerator). However, there are no temporary direct effects of profitability or spare capacity on capital demand.

5. Prices are also consistent with the production function and profit maximisation in the long-run. In the short-run, prices are sensitive to demand pressure and therefore deviate from unit costs. Moreover, costs do not feed through instantaneously to prices due to nominal rigidities. Real wages depend on labour productivity in the long run but the adjustment of real wages to a change in productivity is only sluggish. In the short and medium term, differences between the actual and the natural rate of unemployment influence real wages negatively. Due to nominal rigidities, prices do not feed through instantaneously into nominal wages.

Assuming simplified dynamics:

$$\ln (W/P) = g_0 - g_1 U + \ln PR - g_2 d \ln PR \quad [4]$$

$$d \ln PR = \ln PR - \ln PR(-1) \quad [5]$$

where

W: nominal wages

P: prices

U: unemployment rate

PR: trend labour productivity

In equilibrium, real wages increase in line with trend productivity and price inflation is constant if, and only if:

$$U = \text{NAWRU} = (g_0 - g_2 d \ln PR) / g_1 \quad [6]$$

where

NAWRU: natural rate (or non-accelerating wage rate of unemployment)

Equation [6] shows that the equilibrium or natural rate of unemployment is influenced by a permanent change in the growth rate in trend productivity.

7. The specification of the demand side within INTERLINK is relatively conventional. Real private consumption depends on real disposable income and real wealth, proxied by the real interest rate and the rate of inflation. Residential investment depends on real disposable income and real interest rates. Exports are linked to world demand and price competitiveness. Imports depend on price competitiveness and on domestic demand.

8. The multi-country dimension of INTERLINK is important for the short- and medium-term simulation properties of the model. For example, in the case of a simultaneous autonomous domestic demand rise in all OECD countries, output of individual countries is not only influenced negatively by

leakage of demand through imports but also influenced positively by the increased foreign demand for its export products.

9. A main characteristic of the model is that autonomous demand changes have a substantial impact on output and unemployment in the short- and medium-term but are fully crowded-out in the long-term if real interest rates are unchanged. An autonomous demand rise (fall) is eventually entirely offset by the negative (positive) impact of higher (lower) inflation on consumption and exports. As a consequence, the unemployment rate returns to the equilibrium rate. In the long-run, a change in demand leads only to a shift in the equilibrium inflation rate, and output is fully determined by supply factors.

References

- CHENNELS, L. and J. VAN REENEN (1995), "Wage and technology in British plants: do workers get a fair share of the plunder?" presented at the Conference on "The effects of technology and innovation on firm performance and employment", Washington DC, May 1995.
- DRÈZE, J.H. and H. SNEESSENS (1994), "Technical Development, Competition from Low-Wage Economies and Low-Skilled Unemployment", *Swedish Economic Policy Review*, Vol. 1.
- ELMESKOV, J. and M.MACFARLAN (1993), "Unemployment persistence", *OECD Economic Studies*, No.21 (Winter).
- ENGLANDER, A.S. and A. MITTELSTÄDT (1988), "Total factor productivity: macroeconomic and structural aspects of the slowdown", *OECD Economic Studies*, No.10.
- GIORNO, C., P. RICHARDSON, D. ROSEVEARE and P. VAN DEN NOORD (1995), " Potential output, output gaps and structural budget balances", *OECD Economic Studies*, No.24
- HUNT, H.A. and T.L. HUNT (1983), "Human Resource Implications of Robotics", Upjohn Institute for Employment Research, Kalamazoo, MI.
- LAYARD, R., NICKELL, S. and JACKMAN, R. (1991), *Unemployment: macroeconomic performance and the labour market*, Oxford University Press
- MANNING, A. (1992), "Productivity growth, wage setting and the equilibrium rate of unemployment", *ESRC Centre for Economic Performance Discussion Paper*, No.63.
- MEYER-KRAHMER, F. (1992), "The effects of New Technologies on Employment", *Economics of Innovation and Technological Change*, Vol.2.
- OECD (1988), *The Employment Outlook*, Paris
- OECD (1989), *Economies in Transition: Structural Adjustment in OECD Countries*, Paris
- OECD (1994), *The OECD Jobs Study*, Paris
- TORRES, R. and J. MARTIN (1990), "Measuring potential output in the seven major OECD countries", *OECD Economic Studies*, No.14
- TURNER, D. and S. RAUFFET (1994), "The effect of the wedge and productivity on the NAIRU in five major OECD countries", *ESRC Modelling Bureau, Discussion Paper* No.38, November 1994.
- TURNER, D., P. RICHARDSON and S. RAUFFET, "The role of real and nominal rigidities in macroeconomic adjustment: a comparative study of the G3 economies", *OECD Economic Studies*, No. 21, 1993.
- TURNER, D., P. RICHARDSON and S. RAUFFET, (forthcoming), "Modelling the supply side of the seven major OECD economies", *OECD Economics Department Working Paper*
- WATANABE, S. (1986), "Labour-saving versus work-amplifying effects of micro-electronics", *International Labour Reunion*, No.125(3), pp: 243-259.

ECONOMICS DEPARTMENT

WORKING PAPERS

A complete list of Working Papers is available on request.

156. *Ageing Populations, Pension Systems and Government Budgets: How do they Affect Savings*
(August 1995) Willi Leibfritz, Deborah Roseveare, Douglas Fore and Eckhard Wurzel
155. *The Determinants of Real Long-Term Interest Rates: 17 Country Pooled Time-Series Evidence*
(June 1995) Adrian Orr, Malcolm Edey and Michael Kennedy
154. *An Assessment of Financial Reform in OECD Countries*
(May 1995) Malcolm Edey and Ketil Hviding
153. *Markets for Tradeable CO₂ Emission Quotas, Principles and Practice*
(February 1995) Graciela Chichilnisky and Geoffrey Heal
152. *Estimating Potential Output, Output Gaps and Structural Budget Balances*
(February 1995) Claude Giorno, Pete Richardson, Deborah Roseveare and Paul Van den Noord
151. *NO_x/SO_x Emissions and Carbon Abatement*
(January 1995) Christophe Complainville and Joaquim O. Martins
150. *The Determinants and Properties of Monetary Conditions: Direct Survey Evidence from New Zealand*
(December 1994) Andreas Fischer and Adrian Orr
149. *Health Care Reform, Controlling Spending and Increasing Efficiency*
Howard Oxley and Maitland MacFarlan
Annex: Factors Affecting Health Spending: A Cross-country Econometric Analysis
(December 1994) Ulf-G. Gerdtham, Bengt Jönsson, Maitland MacFarlan and Howard Oxley
148. *Macroeconomic Performance and Fiscal Policy Adjustments in the Medium Term:
Alternative Medium-Term Scenarios*
(September 1994) Pete Richardson, Claude Giorno and Stephan Thurman
147. *The EC's Internal Market: Implementation, Economic Consequences, Unfinished Business*
(August 1994) Peter Hoeller and Marie-Odile Louppe
146. *Comparison of Model Structure and Policy Scenarios: GREEN and I2RT*
(August 1994) Alan Manne and Joaquim O. Martins
145. *An International Sectoral Data Base for Fourteen OECD Countries (Second Edition)*
(June 1994) F.J.M. Meyer zu Schlochtern and J.L. Meyer zu Schlochtern
144. *Fiscal Policy, Government Debt and Economic Performance*
(June 1994) Willi Leibfritz, Deborah Roseveare and Paul van den Noord
143. *GREEN: The Reference Manual*
(May 1994) Dominique van der Mensbrugge

142. *Pension Liabilities in the Seven Major Economies*
(December 1993) Paul van den Noord and Richard Herd
141. *The Distribution System in Sweden*
(October 1993) Sören Wibe
140. *The Distribution Sector in the United Kingdom*
(October 1993) John A. Dawson
139. *The Italian Distribution System*
(October 1993) Luca Pellegrini and Angelo M. Cardani
138. *The French Distribution Industry and the Openness of the French Economy*
(October 1993) Patrick A. Messerlin
137. *The German Distribution System*
(October 1993) Josef Lachner, Uwe Chr. Täger, Gunther Weitzel
136. *A Study of the Distribution System in Japan*
(October 1993) Masayoshi Maruyama
135. *An Analysis of the U.S. Distribution System*
(October 1993) Roger R. Betancourt
134. *Market Structure, International Trade and Relative Wages*
(October 1993) Joaquim Oliveira Martins
133. *The Economic Analysis of Institutions and Organisations -- in General and with respect to Country Studies*
(September 1993) Oliver E. Williamson
132. *High and Persistent Unemployment: Assessment of the Problem and its Causes*
(September 1993) Jørgen Elmeskov
131. *Centralisation of Wage Bargaining and Macroeconomic Performance: A Survey*
(September 1993) Lars Calmfors
130. *Unemployment and Labour Force Participation -- Trends and Cycles*
(June 1993) Jørgen Elmeskov and Karl Pichelmann
129. *Trends and Cycles in Labour Productivity in the Major OECD Countries*
(June 1993) Giuseppe Nicoletti and Lucrezia Reichlin
128. *International Integration of Financial Markets and the Cost of Capital*
(March 1993) Mitsuhiro Fukao
127. *The International Spillovers of Capital Income Taxation: An Applied General Equilibrium Analysis*
(January 1993) François Delorme, Lawrence H. Goulder and Philippe Thalmann
126. *The Future of Capital Income Taxation in a Liberalised Financial Environment*
(January 1993) David Carey, Jean-Claude Chouraqui and Robert P. Hagemann

GENERAL DISTRIBUTION

ECONOMICS DEPARTMENT

WORKING PAPERS

This series of Working Papers is designed to make available, to a wider readership, selected studies which the Department has prepared for use within OECD. Authorship is generally collective, but main individual authors are named. The Papers are generally available in their original language, English or French, with a summary in the other.

The views expressed in this paper are those of the author(s) and do not necessarily reflect those of the OECD or of the governments of its Member countries.

Comment on the Papers is invited, and may be sent to OECD, Economics Department, 2 rue André Pascal, 75775 Paris Cedex 16, France. Additional copies of the Papers, on a limited basis, can be forwarded on request.

ORGANISATION FOR ECONOMIC CO-OPERATION AND DEVELOPMENT