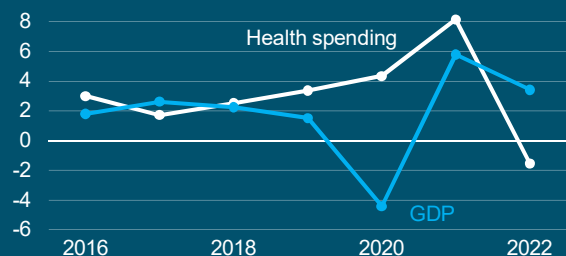


Infographic 1. Key facts and figures

Health systems are under financial pressure

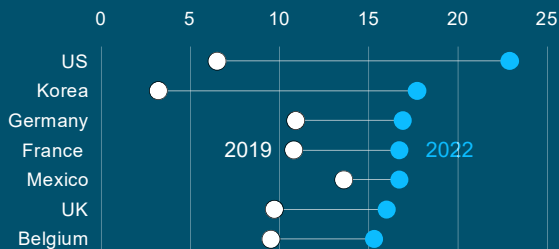
Annual real growth in health expenditure and GDP, per capita, OECD average, 2016 - 2022



Health spending as a share of GDP fell in 2022 compared to 2021 in 33 of 38 OECD countries.

Mental health has still not recovered from the pandemic

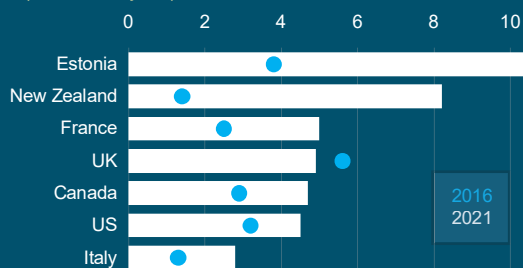
National estimates of prevalence of depression or symptoms of depression, %, 2019 - 2022 (or nearest year)



Levels of anxiety and depression have improved slightly in some countries, but still remain much higher than pre-pandemic levels.

Fewer people are smoking tobacco, but vaping is increasing in many countries

% of regular users of vaping products, 2016 and 2021 (or nearest year)



Vaping has increased in around two-thirds of OECD countries (among countries with available data). It is also more common among young people (6.1% vs. 3.2% overall).


The least well-off people find it harder to get the healthcare they need



Waiting times was the main reason cited for unmet healthcare needs in most countries, with cost also an important barrier.

Safer prescribing can help combat the looming threat of antimicrobial resistance

Volume of antibiotics prescribed, 2011 and 2021, Defined daily doses per 1 000 population per day



Antibiotic prescriptions have fallen in 90% of OECD countries, but antimicrobial resistance is still a major concern, and is projected to cost about USD PPP 26 per person annually.

Many countries are ill-prepared for a digital health transformation

Almost 90% of responding OECD countries reported having an online health portal in place. However, only 42% reported that the public could both access and interact with all their health data through the portal.





From:
Health at a Glance 2023
OECD Indicators

Access the complete publication at:
<https://doi.org/10.1787/7a7afb35-en>

Please cite this chapter as:

OECD (2023), "Key facts and figures (infographic)", in *Health at a Glance 2023: OECD Indicators*, OECD Publishing, Paris.

DOI: <https://doi.org/10.1787/e0f00efc-en>

This document, as well as any data and map included herein, are without prejudice to the status of or sovereignty over any territory, to the delimitation of international frontiers and boundaries and to the name of any territory, city or area. Extracts from publications may be subject to additional disclaimers, which are set out in the complete version of the publication, available at the link provided.

The use of this work, whether digital or print, is governed by the Terms and Conditions to be found at <http://www.oecd.org/termsandconditions>.