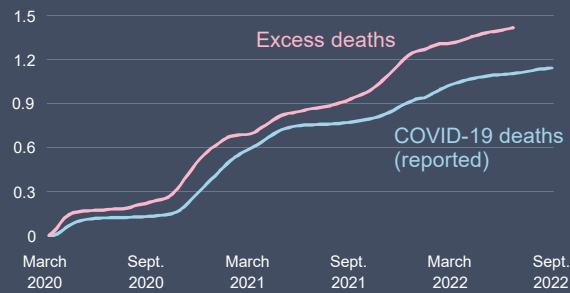


Key facts and figures

The severe human cost of COVID-19

Over 1.1 million people in the EU have died from COVID-19 since the beginning of the pandemic, and excess mortality has been even higher.

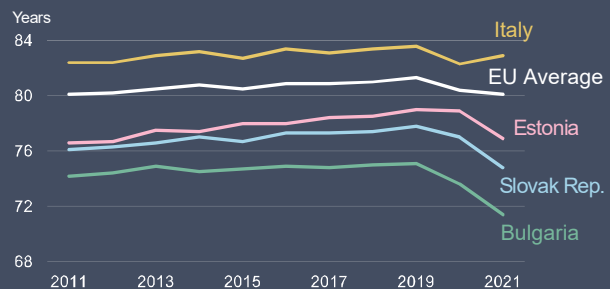
Cumulative number of deaths across EU countries, millions



Source: ECDC (COVID-19 deaths) and OECD based on Eurostat (excess deaths)

COVID-19 has reduced life expectancy in almost all European countries

Between 2019 and 2021, life expectancy in the EU fell by more than a year, reaching levels last seen a decade ago. Some countries experienced even larger declines.

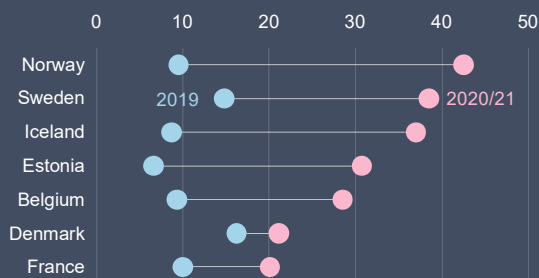


Source: Eurostat

The pandemic had a major impact on young people's mental health

The rate of depressive symptoms among young people (18-29) more than doubled in several countries.

% of young people with depressive symptoms, 2019 vs 2020/21

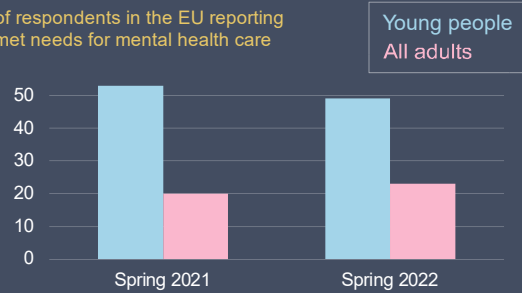


Source: National surveys, see Figure 1.1 for methodology

Too many young people are not receiving the mental health support they need

Around half of young people (18-29) in the EU reported unmet needs for mental health care services in spring 2021 and spring 2022, more than double the share for all adults.

% of respondents in the EU reporting unmet needs for mental health care



Source: Eurofound

The pandemic has disrupted health services for non-COVID patients



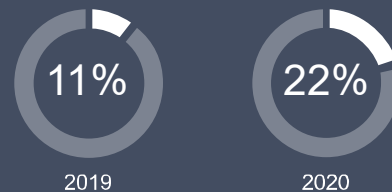
The number of surgical procedures across EU countries was 16% lower in 2020 compared to 2019 (i.e. 1 in 6 people didn't get surgery). These missing interventions have contributed to longer waiting times.



Source: OECD Health Statistics 2022

Teleconsultations helped offset the drop of in-person visits to the doctor

The share of teleconsultations doubled during the first year of the COVID-19 pandemic, from 11% in 2019 to 22% in 2020 (on average across EU countries).



Source: Health at a Glance: Europe 2022



From:
Health at a Glance: Europe 2022
State of Health in the EU Cycle

Access the complete publication at:
<https://doi.org/10.1787/507433b0-en>

Please cite this chapter as:

OECD/European Union (2022), "Key facts and figures (infographic)", in *Health at a Glance: Europe 2022: State of Health in the EU Cycle*, OECD Publishing, Paris.

DOI: <https://doi.org/10.1787/61a4d6a9-en>

This work is published under the responsibility of the Secretary-General of the OECD. The opinions expressed and arguments employed herein do not necessarily reflect the official views of OECD member countries.

This document, as well as any data and map included herein, are without prejudice to the status of or sovereignty over any territory, to the delimitation of international frontiers and boundaries and to the name of any territory, city or area. Extracts from publications may be subject to additional disclaimers, which are set out in the complete version of the publication, available at the link provided.

The use of this work, whether digital or print, is governed by the Terms and Conditions to be found at <http://www.oecd.org/termsandconditions>.