

Gazelles rate

Key Facts

- In a majority of countries, less than 1% of firms with ten or more employees are gazelles when the growth measure is based on employment. The share is slightly higher for gazelles as measured by turnover growth.
- In all countries the prevalence of high growth firms in the service sector (measured by employment and turnover) was higher than in manufacturing.

Relevance

Gazelles represent the young enterprises among the population of high-growth enterprises. Their role in job creation is of particular interest to policy makers.

Definitions

Gazelles form a subset of the group of high-growth enterprises; they are high-growth enterprises born five years or less before the end of the three-year observation period.

Gazelles are enterprises that have been employers for a period of up to five years, with average annualised growth in employees (or in turnover) greater than 20% a year over a three-year period and with ten or more employees at the beginning of the observation period.

Young medium-growth enterprises, as measured by employment, are enterprises that have been employers for a period of up to five years, with average annualised growth in employees between 10% and 20% per year over a three-year period and with ten or more employees at the beginning of the observation period.

The *rate of gazelles* and the *rate of young medium-growth enterprises* measure respectively the number of gazelles and the number of young medium-growth enterprises as a percentage of the population of enterprises with ten or more employees.

For the definition of “Total economy”, see Reader’s Guide.

Comparability

Data presented refer to the whole population of employer enterprises, with the exception of Canada, for which data for 2007 and earlier years refer to employer enterprises with less than 250 employees.

Employment data are based on the number of persons employed, with the exception of Israel, where the number of employees is used.

Source/Online database

OECD Structural and Demographic Business Statistics (SDBS) Database, <http://dx.doi.org/10.1787/sdbs-data-en>.

For further reading

Ahmad, N. and D. Rude Petersen (2007), “High-Growth Enterprises and Gazelles – Preliminary and Summary Sensitivity Analysis”, OECD-FORA, Paris.

Ahmad, N. and E. Gonnard, (2007), “High-growth Enterprises and Gazelles”, paper prepared for the International Consortium on Entrepreneurship (ICE), Copenhagen, Denmark, <http://ice.foranet.dk/upload/highgrowth.pdf>.

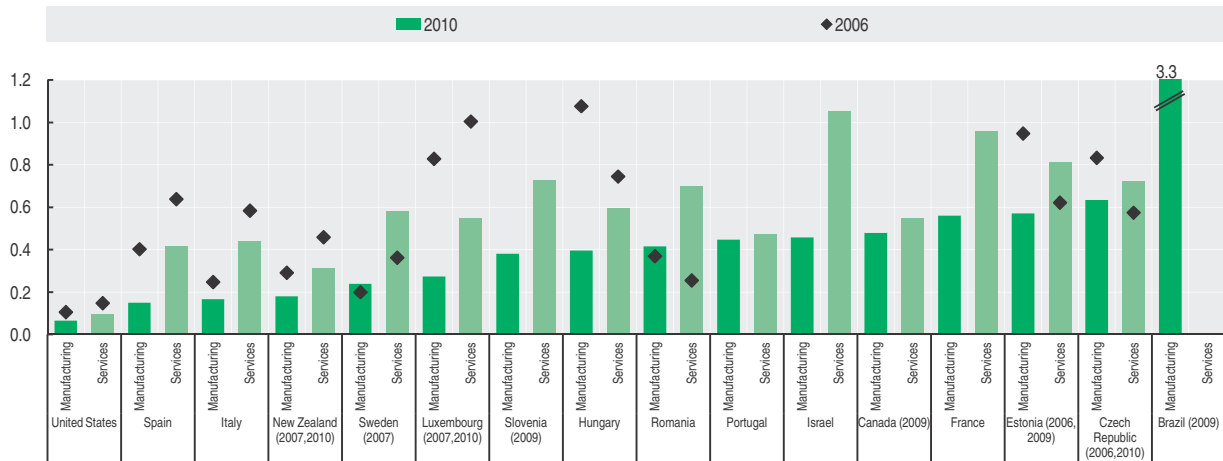
Eurostat/OECD (2007), *Eurostat-OECD Manual on Business Demography Statistics*, OECD Publishing, Paris, <http://dx.doi.org/10.1787/9789264072886-en>.

OECD (2010), *Structural and Demographic Business Statistics*, OECD Publishing, Paris, <http://dx.doi.org/10.1787/9789264072886-en>.

OECD (2007), *The OECD Entrepreneurship Indicators Programme: Workshop on the Measurement of High-growth Enterprises*, 19 November 2007, Paris, www.oecd.org/document/31/0,3746,en_2825_499554_39151327_1_1_1_1,00.html.

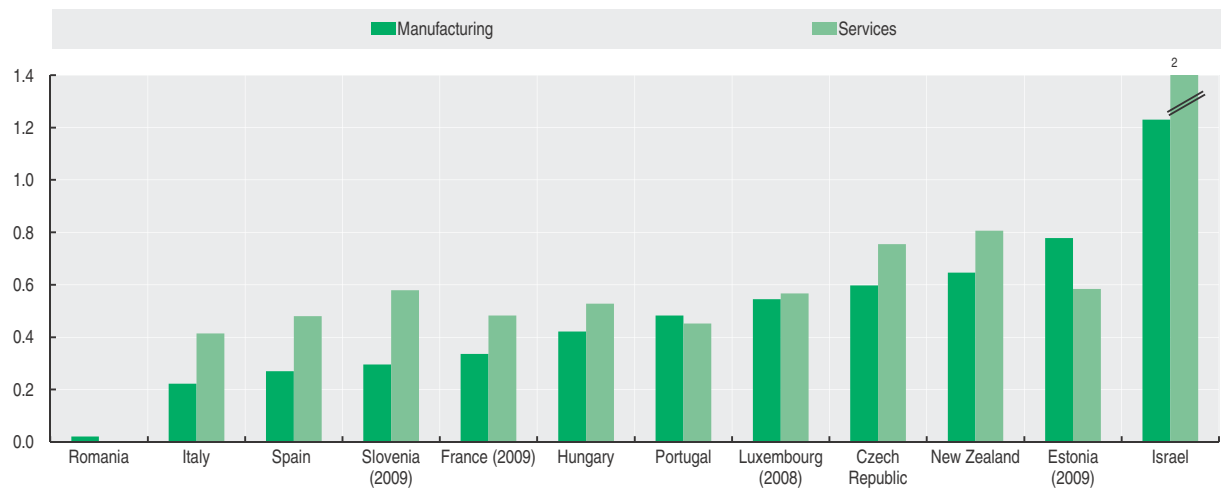
Information on data for Israel: <http://dx.doi.org/10.1787/888932315602>.

Figure 4.10. **Gazelles rate**
Measured by employment growth, 2010 or latest available year



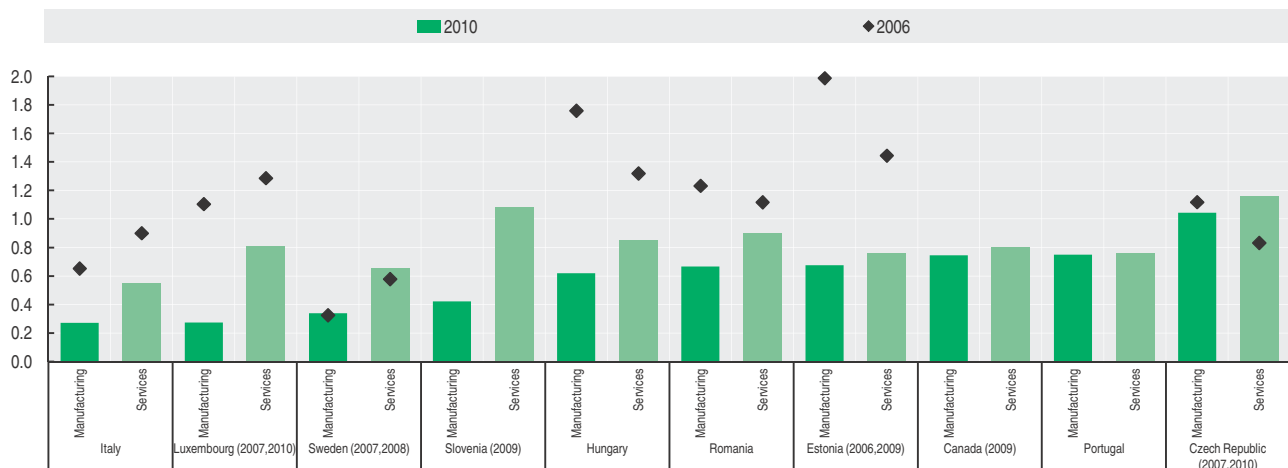
StatLink <http://dx.doi.org/10.1787/888932829020>

Figure 4.11. **Young medium-growth enterprises rate**
Measured by employment growth, 2010 or latest available year

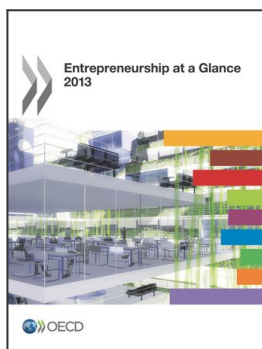


StatLink <http://dx.doi.org/10.1787/888932829039>

Figure 4.12. **Gazelles rate**
Measured by turnover growth, 2010 or latest available year



StatLink <http://dx.doi.org/10.1787/888932829058>



From:
Entrepreneurship at a Glance 2013

Access the complete publication at:
https://doi.org/10.1787/entrepreneur_aag-2013-en

Please cite this chapter as:

OECD (2013), "Gazelles rate", in *Entrepreneurship at a Glance 2013*, OECD Publishing, Paris.

DOI: https://doi.org/10.1787/entrepreneur_aag-2013-19-en

This document, as well as any data and map included herein, are without prejudice to the status of or sovereignty over any territory, to the delimitation of international frontiers and boundaries and to the name of any territory, city or area. Extracts from publications may be subject to additional disclaimers, which are set out in the complete version of the publication, available at the link provided.

The use of this work, whether digital or print, is governed by the Terms and Conditions to be found at <http://www.oecd.org/termsandconditions>.