

ANNEX C

Modal grade by country/economy

Table II.C.1 [1/2] **Modal grade by country/economy**

	Modal ISCED level	Students in the modal ISCED level in the sample %	Students in a modal ISCED school in the sample %	
OECD	Australia	2	92.6	99.2
	Austria	m	m	m
	Belgium	3	91.2	96.0
	Canada	3	88.9	98.8
	Chile	3	94.7	96.9
	Colombia	2	38.5	100.0
		3	61.5	
	Czech Republic	2	52.9	100.0
		3	47.1	
	Denmark	2	99.0	99.0
	Estonia	2	98.6	99.5
	Finland	2	99.8	99.8
	France	3	82.6	84.9
	Germany	2	96.7	99.1
	Greece	3	95.5	95.6
	Hungary	3	89.8	90.2
	Iceland	2	99.2	99.2
	Ireland	2	63.6	100.0
		3	36.4	
	Israel	3	87.8	97.6
	Italy	3	99.0	99.0
	Japan	3	100.0	100.0
	Korea	3	83.9	83.9
	Latvia	2	96.4	99.0
	Lithuania	2	100.0	100.0
		3	0.0	
	Luxembourg	2	55.9	100.0
		3	44.1	
	Mexico	3	78.5	78.5
	Netherlands	2	66.8	99.0
	New Zealand	3	93.3	99.6
	Norway	2	99.6	99.6
	Poland	2	98.6	98.6
	Portugal	3	69.4	88.5
	Slovak Republic	2	46.5	100.0
		3	53.5	
	Slovenia	3	92.9	92.9
	Spain	2	99.9	100.0
	Sweden	2	98.4	98.4
	Switzerland	2	71.5	76.0
Turkey	3	99.5	99.5	
United Kingdom	3	100.0	100.0	
United States	3	92.4	100.0	




StatLink  <http://dx.doi.org/10.1787/888934038799>

Table II.C.1 [2/2] **Modal grade by country/economy**

	Modal ISCED level	Students in the modal ISCED level in the sample %	Students in a modal ISCED school in the sample %	
Partners	Albania	2 3	38.0 62.0	100.0
	Argentina	2 3	34.0 65.6	99.6
	Baku (Azerbaijan)	2 3	37.8 62.2	100.0
	Belarus	2 3	43.8 56.2	100.0
	Bosnia and Herzegovina	3	83.5	83.5
	Brazil	3	74.3	82.7
	Brunei Darussalam	3	99.4	100.0
	B-S-J-Z (China)	2 3	40.4 59.6	100.0
	Bulgaria	3	99.7	100.0
	Costa Rica	2 3	55.1 44.9	100.0
	Croatia	3	99.7	99.7
	Cyprus	3	95.5	96.0
	Dominican Republic	2 3	42.4 57.6	100.0
	Georgia	3	85.2	99.3
	Hong Kong (China)	3	66.8	98.4
	Indonesia	2 3	45.2 54.8	100.0
	Jordan	2	100.0	100.0
	Kazakhstan	2 3	45.8 34.6	80.4
	Kosovo	3	76.3	76.3
	Lebanon	3	70.0	80.2
	Macao (China)	2 3	41.0 59.0	100.0
	Malaysia	3	94.5	100.0
	Malta	3	99.9	100.0
	Moldova	2	89.5	94.7
	Montenegro	3	96.7	96.7
	Morocco	2 3	53.9 46.1	100.0
	North Macedonia	3	99.8	99.8
	Panama	3	69.3	84.8
	Peru	3	77.9	98.0
	Philippines	2	99.3	99.7
	Qatar	3	76.3	86.3
	Romania	3	93.1	93.1
	Russia	2	88.8	96.4
	Saudi Arabia	3	81.2	81.2
	Serbia	3	99.1	99.1
	Singapore	3	98.5	100.0
	Chinese Taipei	2 3	35.8 64.2	100.0
	Thailand	3	79.1	93.0
	Ukraine	3	100.0	100.0
	United Arab Emirates	3	88.6	97.4
	Uruguay	2 3	36.0 64.0	100.0
	Viet Nam	3	95.0	95.2

Note: The “modal ISCED level” is defined here as the level attended by at least one-third of the PISA sample (see Annex A3 for details).

StatLink  <http://dx.doi.org/10.1787/888934038799>



From:
PISA 2018 Results (Volume II)
Where All Students Can Succeed

Access the complete publication at:
<https://doi.org/10.1787/b5fd1b8f-en>

Please cite this chapter as:

OECD (2020), “Modal grade by country or economy”, in *PISA 2018 Results (Volume II): Where All Students Can Succeed*, OECD Publishing, Paris.

DOI: <https://doi.org/10.1787/5ffc5373-en>

This work is published under the responsibility of the Secretary-General of the OECD. The opinions expressed and arguments employed herein do not necessarily reflect the official views of OECD member countries.

This document, as well as any data and map included herein, are without prejudice to the status of or sovereignty over any territory, to the delimitation of international frontiers and boundaries and to the name of any territory, city or area. Extracts from publications may be subject to additional disclaimers, which are set out in the complete version of the publication, available at the link provided.

The use of this work, whether digital or print, is governed by the Terms and Conditions to be found at <http://www.oecd.org/termsandconditions>.