



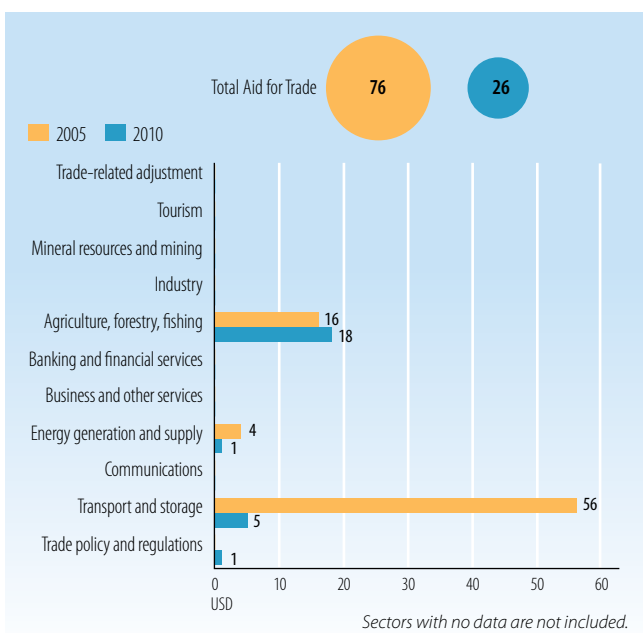
## Aid, Trade and Development Indicators for Chad

### INVESTMENT AND FINANCING (INPUTS)

Indicator (million current USD)	2005	2008	2010	Δ:05-10
<b>Gross fixed capital formation</b>	883.4	1 997.4	2 716.4	207%
of which: public	411.3	660.2	773.9	88%
of which: private	472.1	1 337.1	1 942.4	311%
<b>External financing inflows</b>				
FDI inflows	-99.3	233.6	781.4	887%
Long-term external debt and IMF disbursements	115.7	97.2	57.4	-50%
Trade-related non-concessional flows disbursed	0.5	4.3	0.0	-100%
AfT flows disbursed	76.3	69.8	26.4	-65%
Remittances and compensation of employees	n.a.	n.a.	n.a.	n.a.

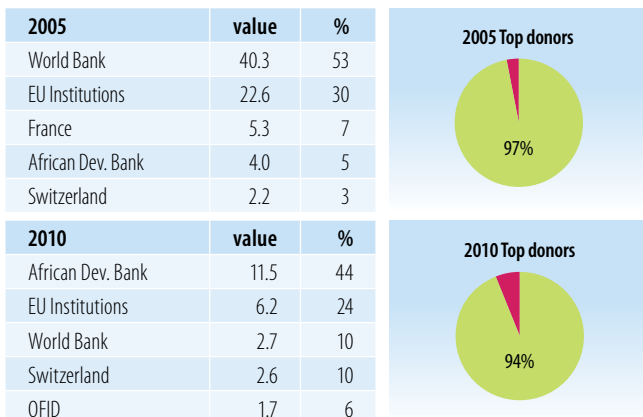
Sources: OECD, DAC-CRS Aid Activities Database; World Bank, World Development Indicators; World Bank, International Debt Statistics

### AfT DISBURSEMENTS BY SECTOR (million current USD)



Source: OECD, DAC-CRS Aid Activities Database

### AfT DISBURSEMENTS: TOP DONORS (million current USD)



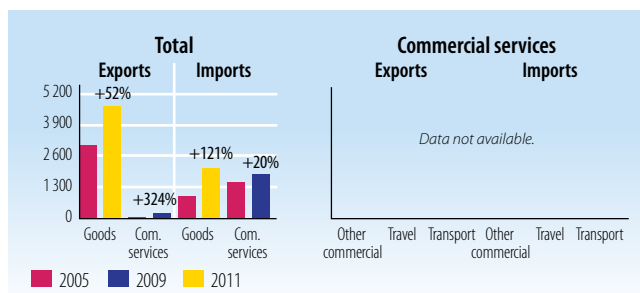
Source: OECD, DAC-CRS Aid Activities Database

### TRADE PERFORMANCE (OUTPUTS)

Indicator	2005	2008	2011	Δ:05-11
Trade to GDP ratio (%)	106	98	72	-35
Commercial services exports as % of total exports	2	3	n.a.	n.a.
Commercial services imports as % of total imports	62	48	n.a.	n.a.
Non-fuel intermediates (% of merchandise exports)	n.a.	n.a.	n.a.	n.a.
Non-fuel intermediates (% of merchandise imports)	n.a.	n.a.	n.a.	n.a.

Source: WTO Secretariat

### TRADE FLOWS (million current USD)



Source: WTO Secretariat

### TOP 5 MARKETS FOR MERCHANDISE EXPORTS (%)

Market	2005 (%)	2009 (%)	2011 (%)
Other commercial			
Travel			
Transport			
Other commercial			
Travel			
Transport			

Data not available.

Source: WTO Secretariat

### TOP 5 EXPORT PRODUCTS (% of merchandise exports)

Product	2005 (%)	2009 (%)	2011 (%)
Other commercial			
Travel			
Transport			
Other commercial			
Travel			
Transport			

Data not available.

Source: WTO Secretariat

### TOP 5 MARKETS FOR MERCHANDISE IMPORTS (%)

Market	2005 (%)	2009 (%)	2011 (%)
Other commercial			
Travel			
Transport			
Other commercial			
Travel			
Transport			

Data not available.

Source: WTO Secretariat

### TOP 5 IMPORT PRODUCTS (% of merchandise imports)

Product	2005 (%)	2009 (%)	2011 (%)
Other commercial			
Travel			
Transport			
Other commercial			
Travel			
Transport			

Data not available.

Source: WTO Secretariat

# AIDFORTRADE AT A GLANCE 2013

## TRADE INDICATORS (OUTCOMES)

Indicator	2005	2011
GDP growth (%)	17.3	3.1
Number of exporters	n.a.	n.a.
Product export concentration (0 to 1)	n.a.	n.a.
Goods RTAs notified to the WTO	n.a.	1
Services EIAs notified to the WTO	n.a.	0
Services sectors with GATS commitments	2	2
<b>Tariffs (%)</b>		
Imports: simple avg. MFN applied	18.0	17.8
Imports: weighted avg. MFN applied	n.a.	n.a.
Exports: weighted avg. faced	0.5	1.1
Exports: duty free (value in %)	94.7	90.7

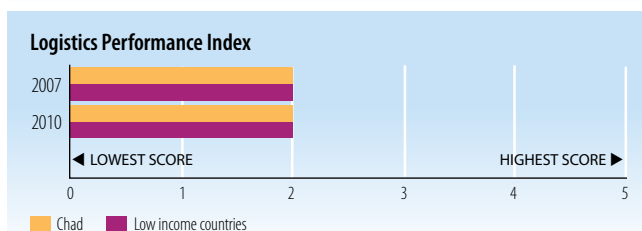
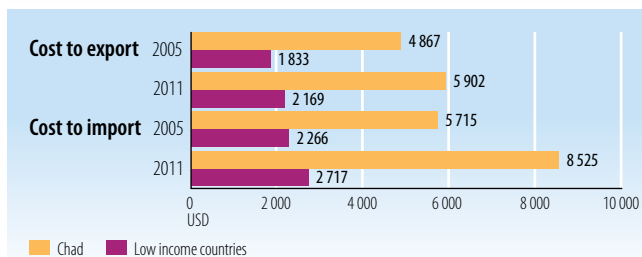
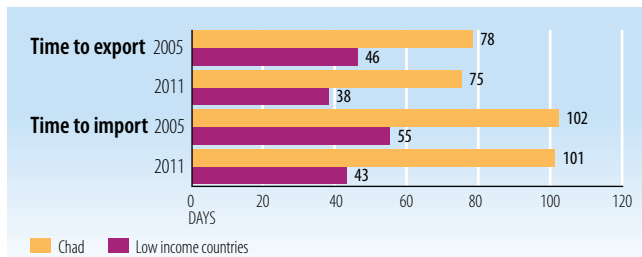
Sources: UN Comtrade; World Bank, Exporter Dynamics Database; World Bank, World Development Indicators; WTO, Trade and Tariff Profiles

## EXPORT SHARES BY REGION (%)

	2005	2011
Africa	n.a.	n.a.
Asia	n.a.	n.a.
Commonwealth of Independent States	n.a.	n.a.
Europe	n.a.	n.a.
Middle East	n.a.	n.a.
North America	n.a.	n.a.
South and Central America	n.a.	n.a.

Source: WTO, Trade and Tariff Profiles

## TRADE FACILITATION INDICATORS



Source: World Bank, World Development Indicators

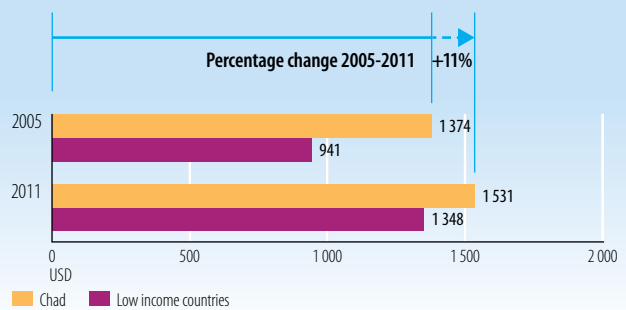
## DEVELOPMENT INDICATORS (IMPACTS)

Indicator	2005	2010
Unemployment (% of total labour force)	n.a.	n.a.
Labour force, female (% of total labour force)	45.4	45.3
Net ODA received (% of GNI)	9.0	6.2
Import duties collected (% of tax revenue)	n.a.	n.a.
Total debt service (% of total exports)	n.a.	n.a.
Human Development Index (0 to 1)	0.31	0.33

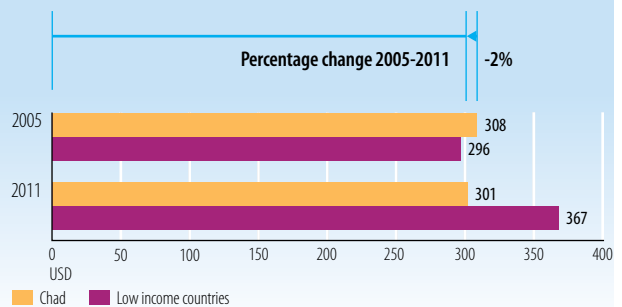
Sources: UNDP, International Human Development Indicators; World Bank, World Development Indicators

## GROSS DOMESTIC PRODUCT

### GDP per capita (PPP, current international \$)



### GDP per capita (constant 2000 USD)



Source: World Bank, World Development Indicators

### Population living below USD 1.25 a day (% , PPP)

2005

Data not available.

2010

Data not available.

### Population living below USD 2.00 a day (% , PPP)

2005

Data not available.

2010

Data not available.

### Income share held by highest 20%

2005

Data not available.

2010

Data not available.

Source: World Bank, World Development Indicators

StatLink  <http://dx.doi.org/10.1787/888932844961>



**From:**  
**Aid for Trade at a Glance 2013**  
Connecting to Value Chains

**Access the complete publication at:**  
[https://doi.org/10.1787/aid\\_glance-2013-en](https://doi.org/10.1787/aid_glance-2013-en)

**Please cite this chapter as:**

OECD/World Trade Organization (2013), "Aid, Trade and Development Indicators for Chad", in *Aid for Trade at a Glance 2013: Connecting to Value Chains*, World Trade Organization, Geneva/OECD Publishing, Paris.

DOI: [https://doi.org/10.1787/aid\\_glance-2013-26-en](https://doi.org/10.1787/aid_glance-2013-26-en)

This work is published under the responsibility of the Secretary-General of the OECD. The opinions expressed and arguments employed herein do not necessarily reflect the official views of OECD member countries.

This document and any map included herein are without prejudice to the status of or sovereignty over any territory, to the delimitation of international frontiers and boundaries and to the name of any territory, city or area.

You can copy, download or print OECD content for your own use, and you can include excerpts from OECD publications, databases and multimedia products in your own documents, presentations, blogs, websites and teaching materials, provided that suitable acknowledgment of OECD as source and copyright owner is given. All requests for public or commercial use and translation rights should be submitted to [rights@oecd.org](mailto:rights@oecd.org). Requests for permission to photocopy portions of this material for public or commercial use shall be addressed directly to the Copyright Clearance Center (CCC) at [info@copyright.com](mailto:info@copyright.com) or the Centre français d'exploitation du droit de copie (CFC) at [contact@cfcopies.com](mailto:contact@cfcopies.com).