Annex A. Facts and figures from OECD Special Surveys to DAC and LRGs

Figure A.1. DDC modalities in DAC countries

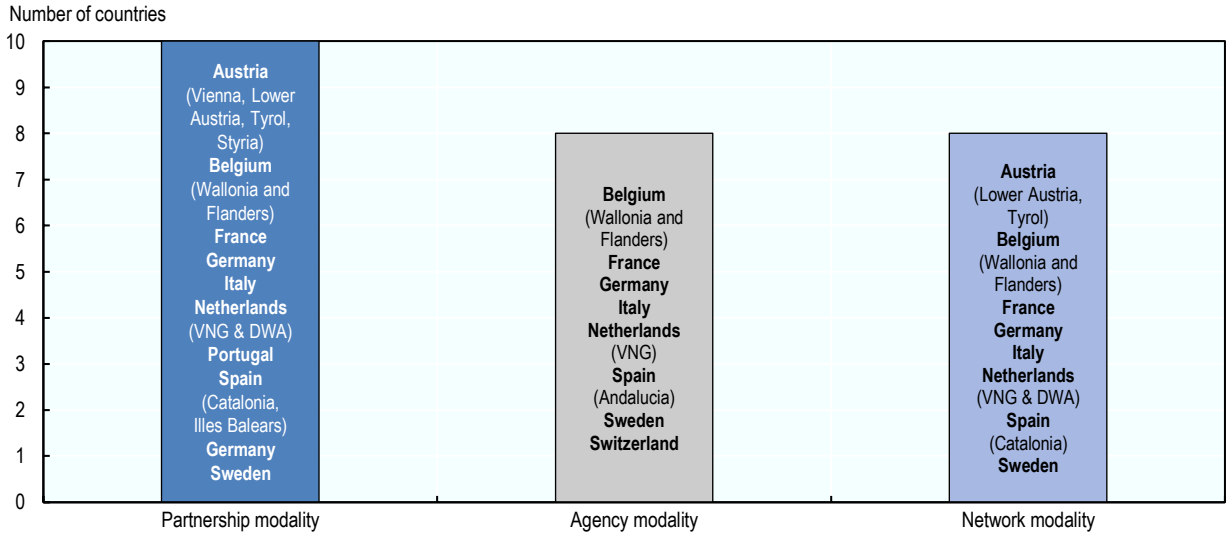

Note: Results based on 11 responses that indicated the most commonly used DDC modalities in DAC countries. Respondents were allowed to select multiple options. (N/A from Greece nor Madrid, *Comunidad Autónoma de Aragón* or Basque Country).
Source: OECD 2017 Survey to DAC members.

Figure A.2. DDC modalities in LRGs

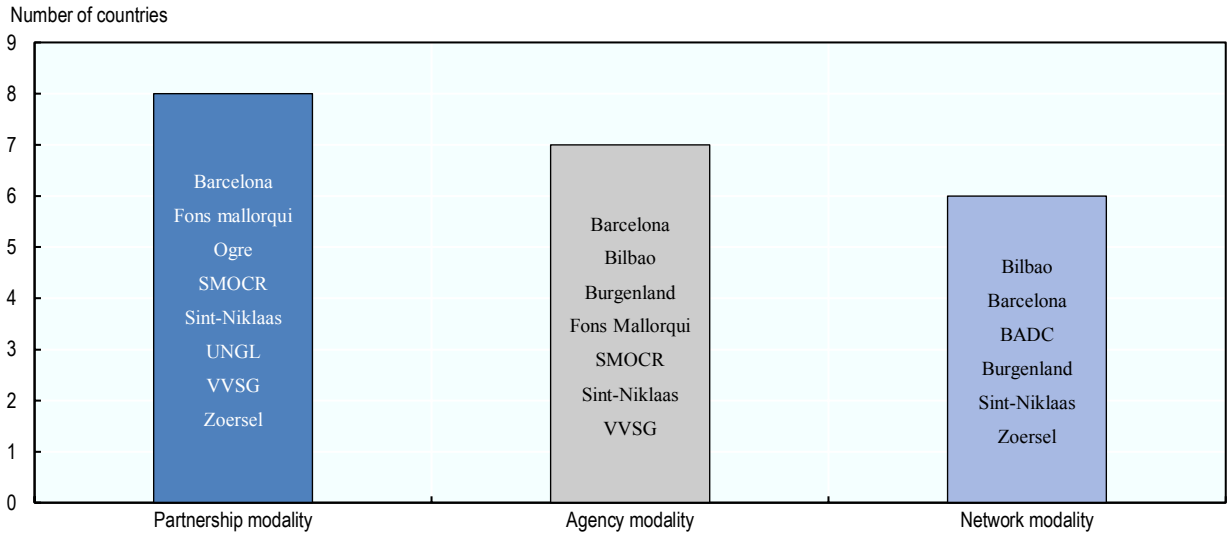

Note: Results based on 11 responses that indicated the most commonly used DDC modalities in LRGs. Respondents were allowed to select multiple options. SMOCR is the *Union of Towns and Municipalities of the Czech Republic*.
Source: OECD 2017 Survey to LRGs.

Figure A.3. Evolution of DDC activities in DAC countries, 2005-15

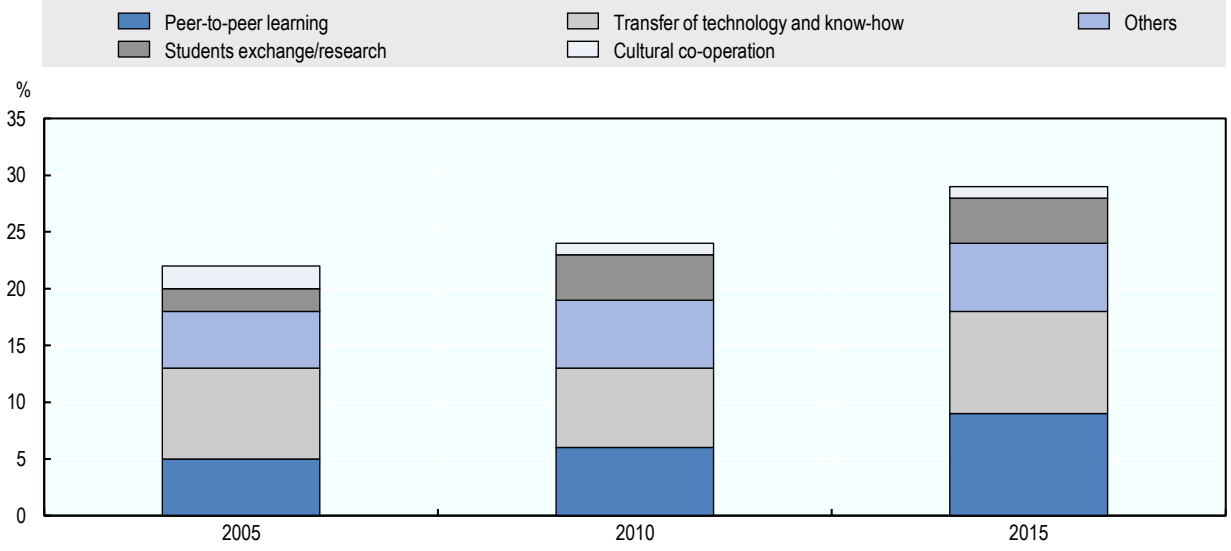

Note: Eight countries responded to the question "Which of the following kinds of technical assistance were most important for your country to implement DDC programmes/projects in the past ten years?" (N/A for Germany, Greece, Hungary and Switzerland; For Spain, Catalonia, Basque Country, *Comunidad Valenciana* and *Comunidad Autónoma de las Illes Balears*).
Source: OECD 2017 Survey to DAC members.

Figure A.4. Changes in DDC activities following national territorial reforms

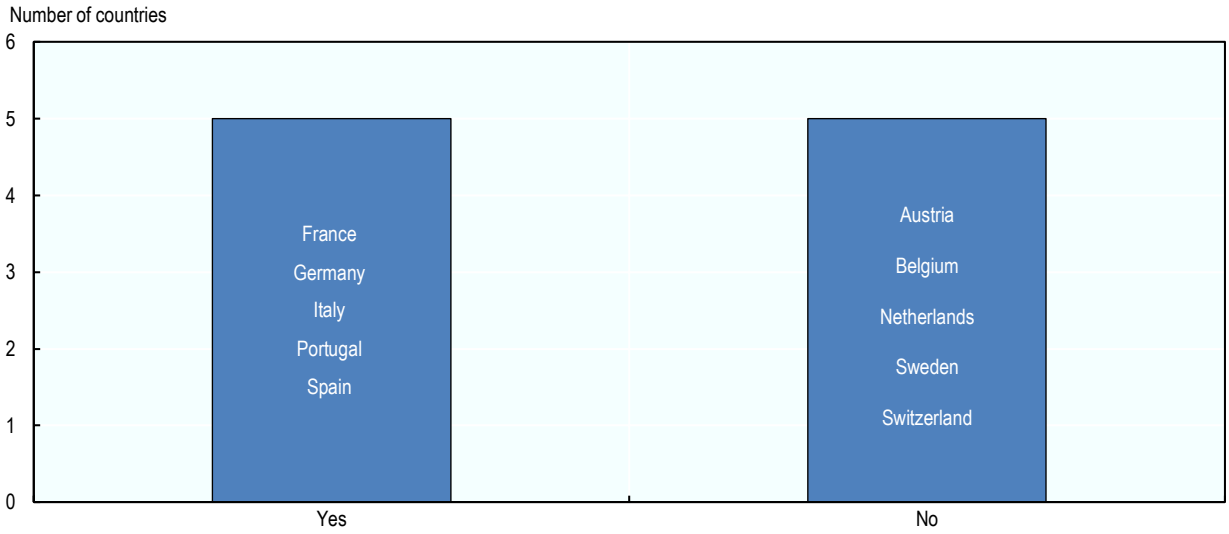

Note: The figure considers the number of countries that responded to the question "Has your country undergone changes in the implementation of DDC activities following national territorial reforms?". Ten countries replied to this question (N/A for Greece and Hungary).
Source: OECD 2017 Survey to DAC members.

Figure A.5. Central governments criteria for geographical definition of DDC activities, 2005-15

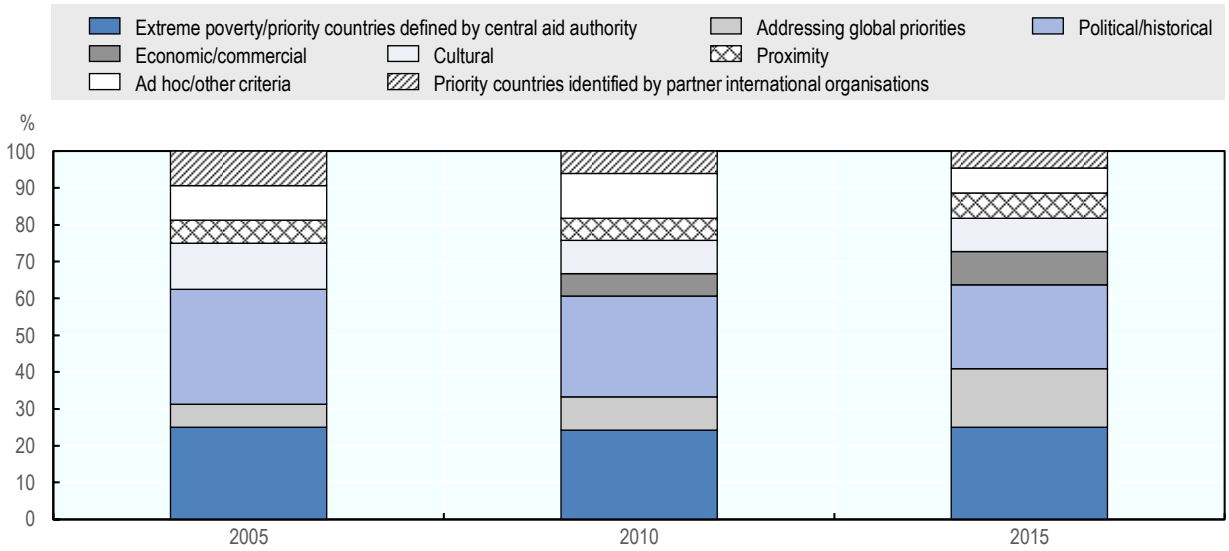

Note: Nine countries responded to the question "Which were the main criteria were used to define the geographical focus of DDC activities in your country over the past 15 years?" (N/A for Germany, Hungary and Switzerland; for Spain only Catalonia, *Comunidad Valenciana and Madrid*).
Source: OECD 2017 Survey to DAC members.

Figure A.6. LRGs criteria for defining the geographical focus of DDC activities, 2005-15

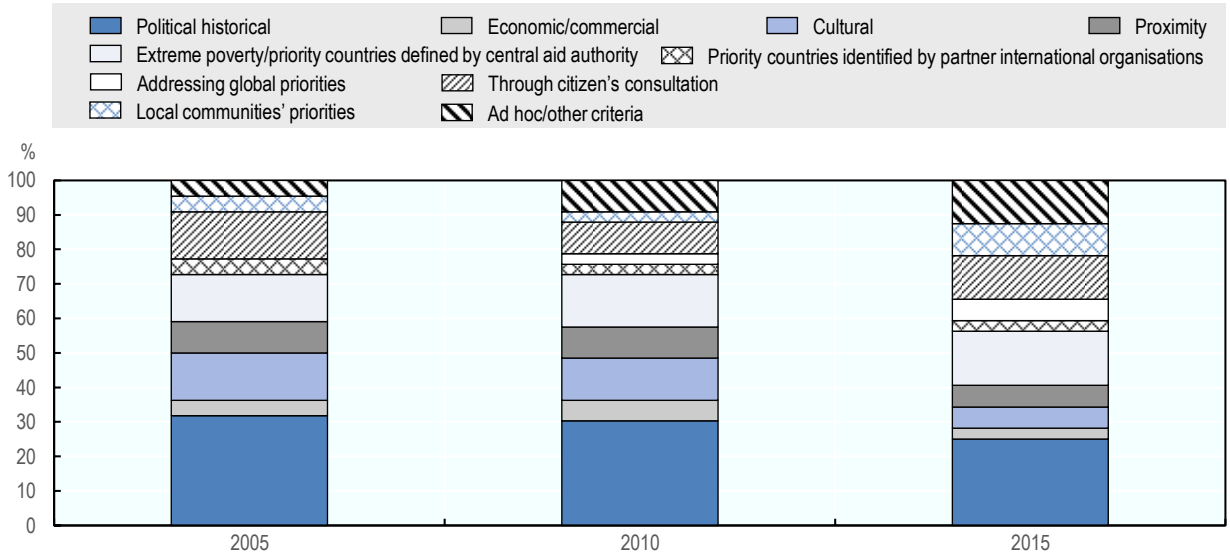

Note: Ten LRGs responded to the question "Which were the main criteria used to define the geographical focus of DDC activities in your LRG over the past 15 years?" (N/A for SMOCR).
Source: OECD 2017 Survey to LRGs.

Figure A.7. Main sectoral priorities for DDC in DAC countries, 2000-15

Note: Nine countries responded to the question "What are the main policy or service areas that your country has supported through DDC in the past ten years?" (N/A for Germany, Hungary and Switzerland; for Spain Catalonia, *Comunidad Valenciana* and *Comunidad Autónoma de las Illes Balears* and for the Netherlands only VNG).
Source: OECD 2017 Survey to DAC members.

Figure A.8. Main sectoral priorities for DDC in LRGs, 2005-15

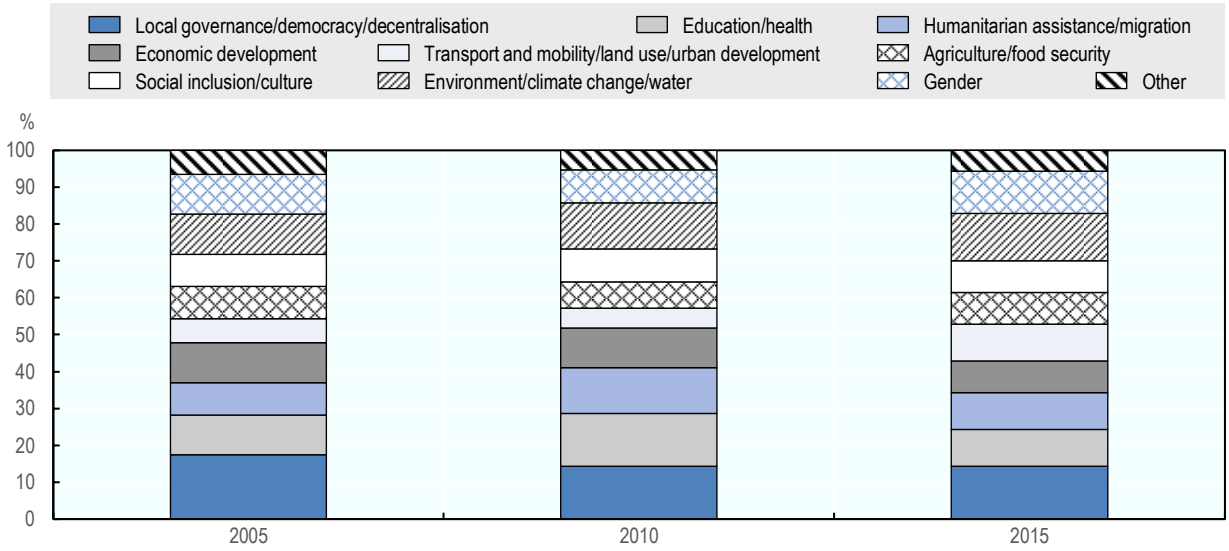

Note: Ten LRGs responded to the question "What are the main sectors that your LRG has supported through DDC in the past ten years?" (N/A for SMOCR).
Source: OECD 2017 Survey to LRGs.

Figure A.9. Multi-level co-ordination for the definition of strategic and geographic priorities

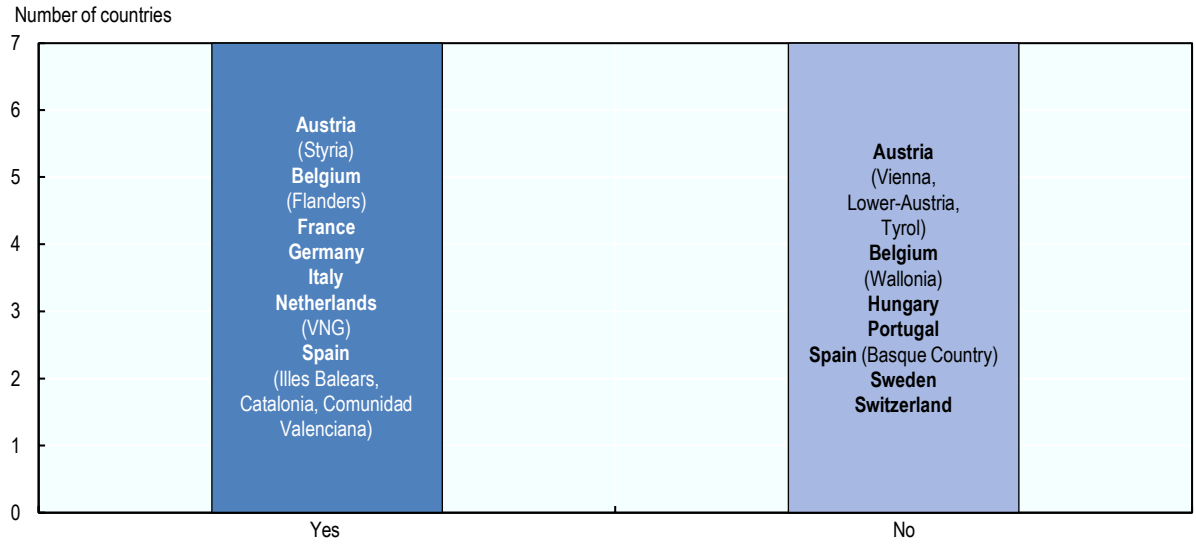

Note: Ten countries replied to the question "In your country, are strategic and geographical priorities for DDC defined and/or co-ordinated in a concerted fashion across levels of government?" (N/A for Greece and Sweden; for Spain, only Catalonia, Basque Country, *Comunidad Valenciana* and *Comunidad Autónoma de las Illes Balears*, and for the Netherlands, only VNG).
Source: OECD 2017 Survey to DAC members.

Figure A.10. Multi-level governance challenges for DDC activities in donor countries

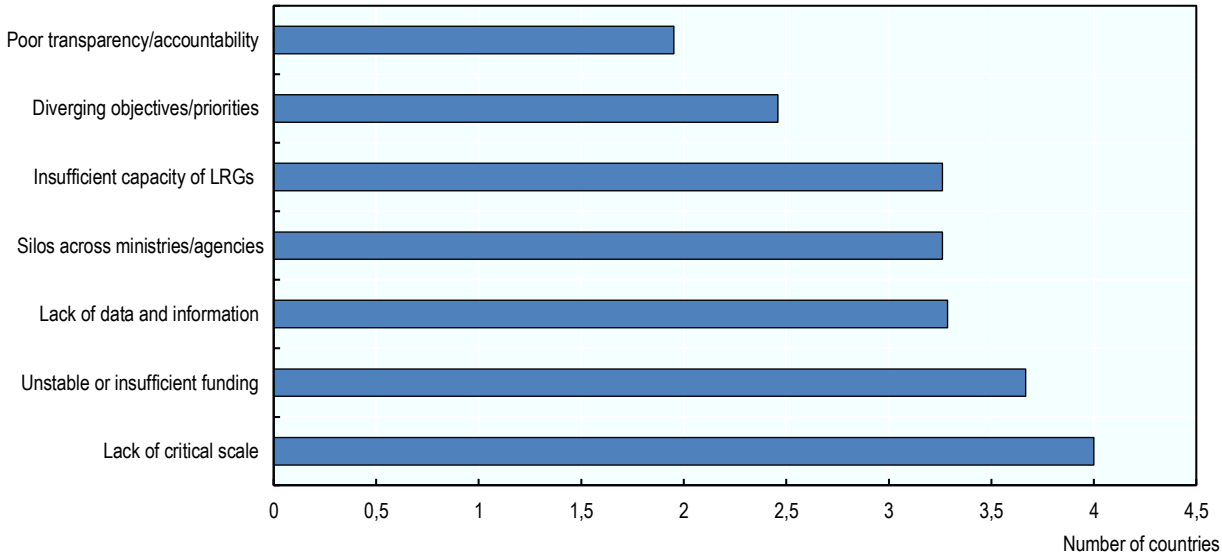

Note: Eight countries replied to the question "How prominent are the following multi-level governance challenges in your country when it comes to designing and implementing DDC activities?" (N/A for Hungary, Greece, Netherlands and Switzerland). For Spain, only Catalonia, *Comunidad Valenciana* and *Comunidad Autónoma de las Illes Balears* responded, and for Belgium, only Flanders.
Source: OECD 2017 Survey to DAC members.

Figure A.11. Multi-level governance challenges for DDC activities in LRGs

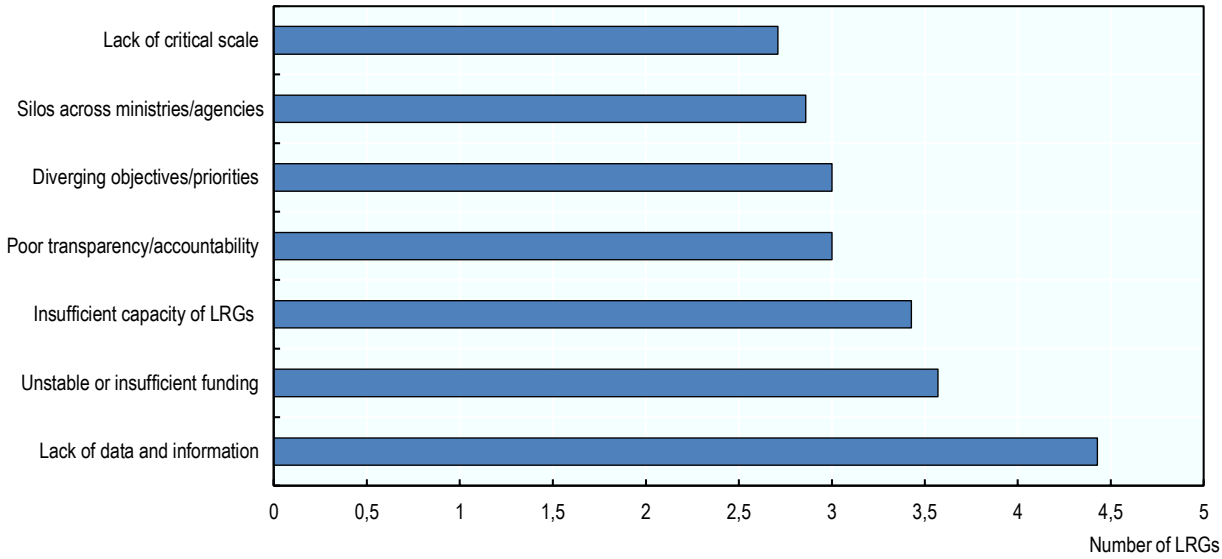

Note: Nine LRGs replied to the question "What are the main challenges that your LRG faces in your country when designing and implementing DDC activities?" (N/A for Burgenland and SMORC).
Source: OECD 2017 Survey to LRGs.

Figure A.12. Challenges that hinder effectiveness of DDC interventions

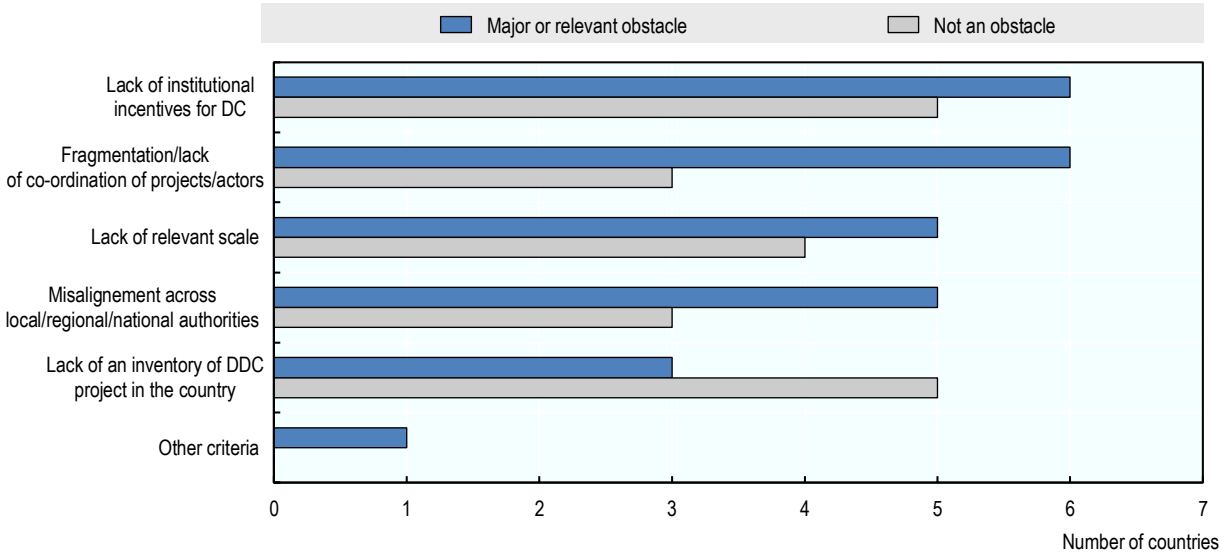

Note: Nine countries replied to the question "Which challenges hinder the effectiveness of DDC interventions, meaning the extent to which DDC objectives can be reached?" (N/A for Hungary, Greece and Switzerland nor Wallonia, and Dutch Water Authorities).
Source: OECD 2017 Survey to DAC members.

Figure A.13. Challenges that hinder efficiency of DDC interventions

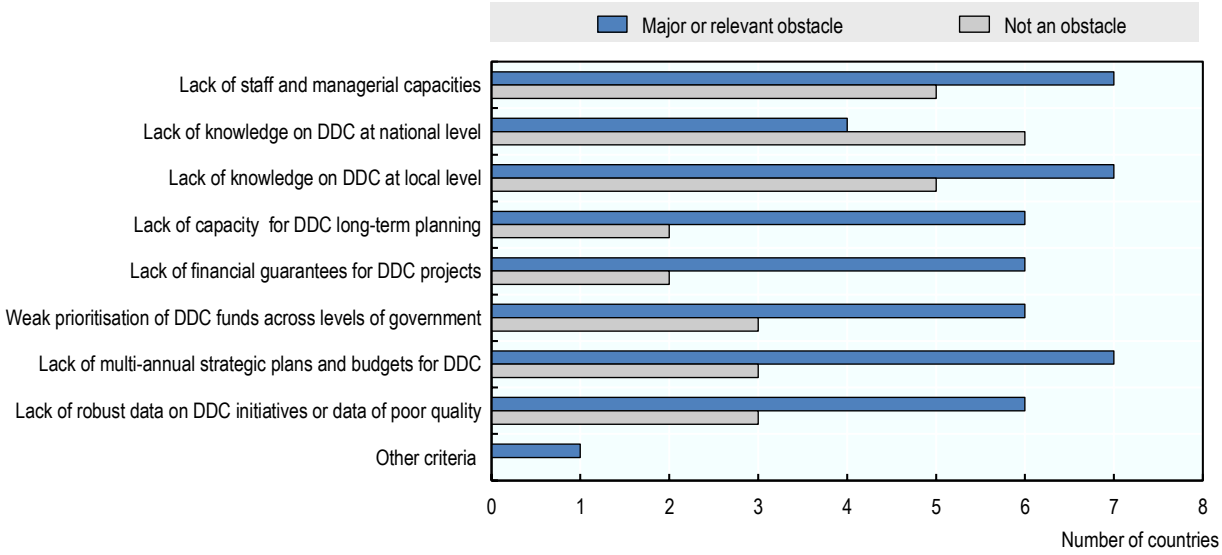

Note: Eight countries replied to the question "Which challenges hinder the efficiency of DDC in your country, meaning the extent to which DDC activities are implemented at the least cost for society?" (N/A for Hungary, Greece, Netherlands and Switzerland nor Wallonia).
Source: OECD 2017 Survey to DAC members.

Figure A.14. Challenges that hinder inclusiveness of DDC interventions

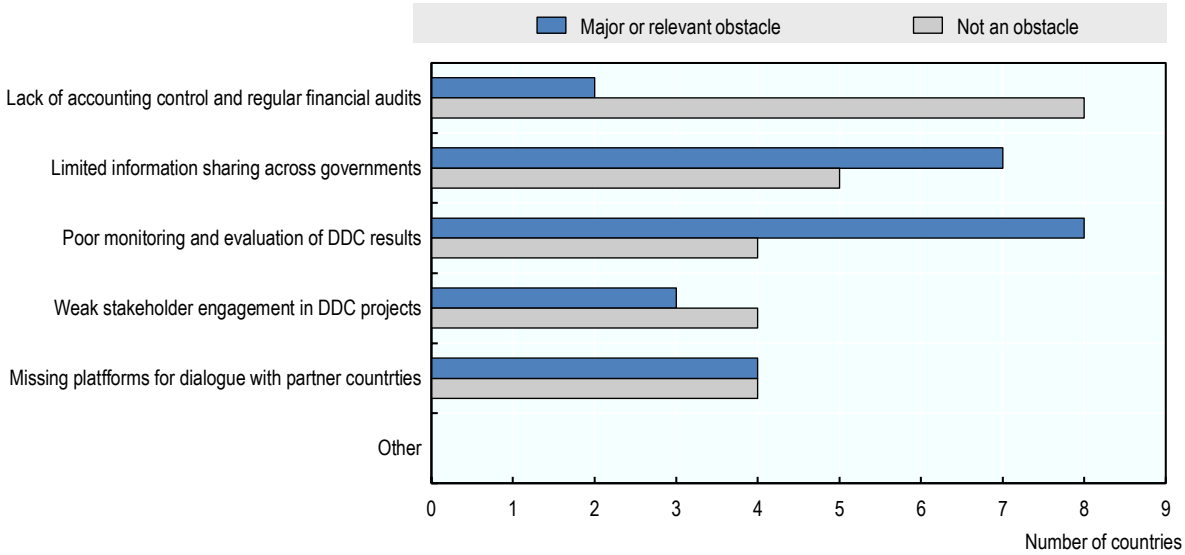

Note: Eight countries replied to the question "Which challenges hinder the inclusiveness of DC in your country, meaning the extent to which trust and engagement are secured?" (NA/ for Hungary, Greece, Netherlands and Switzerland nor Wallonia, and Lower Austria).
Source: OECD 2017 Survey to DAC members.

Figure A.15. Main level of government involved in evaluation and monitoring of DDC projects



Note: Ten countries replied to the question "Overall in your country, would you say that the evaluation and monitoring of DDC projects are mostly carried out?" (N/A for Hungary and Greece; For Spain only Catalonia, Basque Country, *Comunidad Valenciana* and *Comunidad Autónoma de las Illes Balears*; for Netherlands, VNG).
Source: OECD 2017 Survey to DAC members.

Figure A.16. Mechanisms to assess the impact of DDC interventions in donor countries

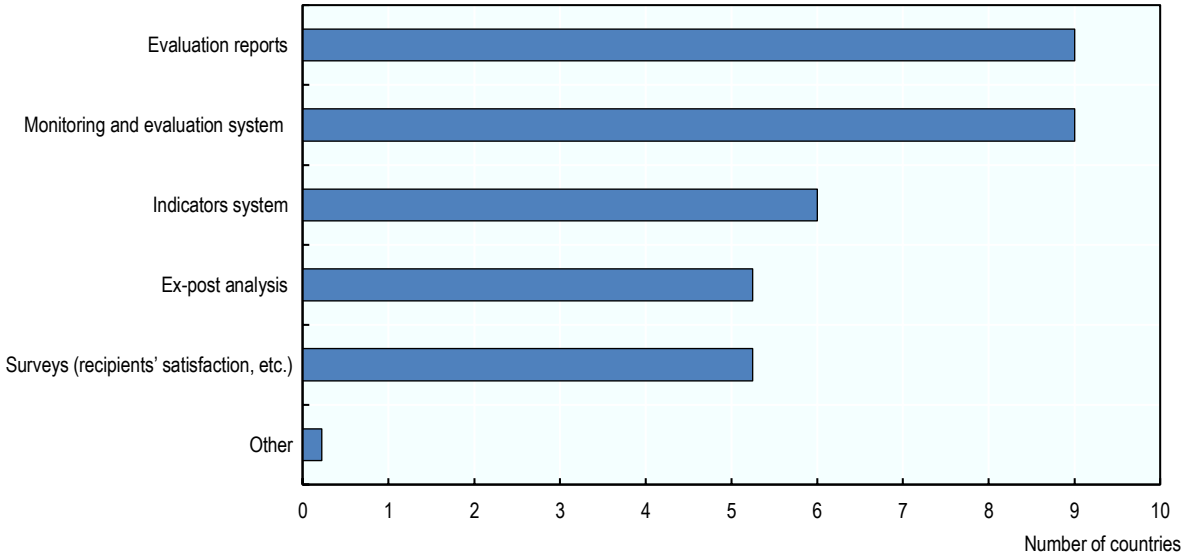

Note: Nine countries replied to the question "Which mechanisms are in place to assess the impact of your DC interventions?" (N/A for Hungary, Greece, and Switzerland; For Spain only Catalonia, Basque Country, *Comunidad Valenciana* and *Comunidad Autónoma de las Illes Balears*).
Source: OECD 2017 Survey to DAC members.

Figure A.17. Scope of evaluation mechanism in place

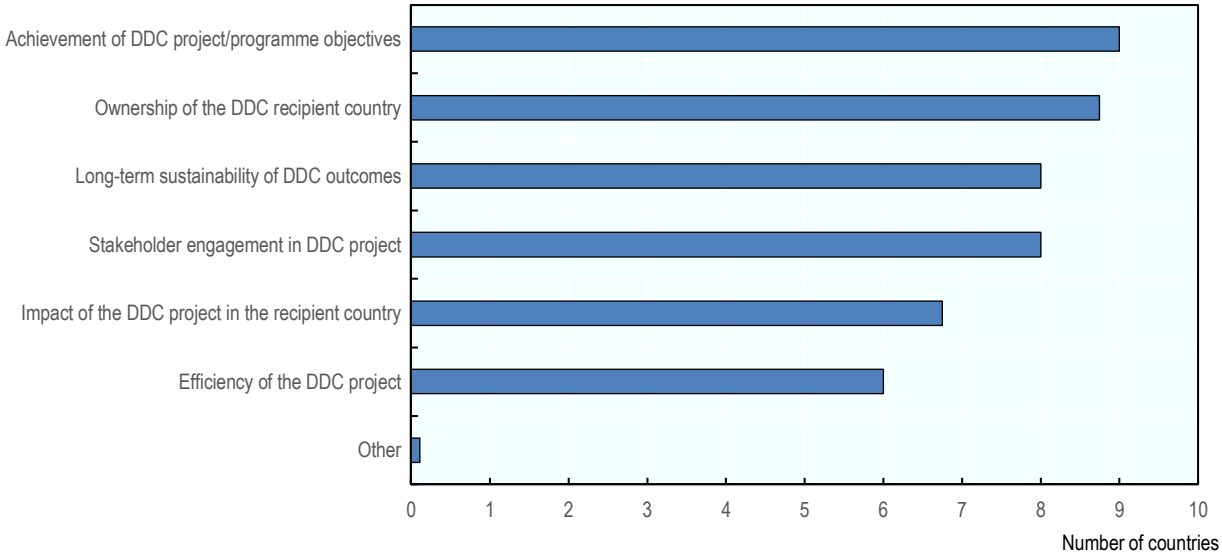

Note: Nine countries replied to the question "What is the scope of the evaluation mechanism in place?" (N/A for Hungary, Greece, and Switzerland; For Spain only Catalonia, Basque Country, *Comunidad Valenciana* and *Comunidad Autónoma de las Illes Balears*).
Source: OECD 2017 Survey to DAC members.



From:

Reshaping Decentralised Development Co-operation

The Key Role of Cities and Regions for the 2030 Agenda

Access the complete publication at:

https://doi.org/10.1787/9789264302914-en

Please cite this chapter as:

OECD (2018), "Facts and figures from OECD Special Surveys to DAC and LRGs", in *Reshaping Decentralised Development Co-operation: The Key Role of Cities and Regions for the 2030 Agenda*, OECD Publishing, Paris.

DOI: https://doi.org/10.1787/9789264302914-25-en

This document, as well as any data and map included herein, are without prejudice to the status of or sovereignty over any territory, to the delimitation of international frontiers and boundaries and to the name of any territory, city or area. Extracts from publications may be subject to additional disclaimers, which are set out in the complete version of the publication, available at the link provided.

The use of this work, whether digital or print, is governed by the Terms and Conditions to be found at http://www.oecd.org/termsandconditions.