



Anhang B

ERGEBNISTABELLEN

Alle Tabellen in Anhang B sind online verfügbar

Anhang B1: Ergebnisse für Länder und Volkswirtschaften

Anhang B2: Ergebnisse für einzelne Regionen innerhalb der Länder (nur auf Englisch verfügbar)

Regionen, deren Stichproben international überprüft wurden

Daten, bei denen die Einhaltung der PISA-Stichprobenstandards und die internationale Vergleichbarkeit international überprüft wurden.

Regionen, deren Stichproben national festgelegt und überprüft wurden

Daten, bei denen die Einhaltung der PISA-Stichprobenstandards auf den subnationalen Ebenen von den betreffenden Ländern bewertet wurde.

In diesen Ländern wurden die Einhaltung der PISA-Stichprobenstandards und die internationale Vergleichbarkeit nur für die Gesamtheit aller subnationalen Einheiten international überprüft.

Anmerkung: Sofern nicht anders spezifiziert, sind alle in den nachstehenden Tabellen enthaltenen Daten der PISA-Datenbank der OECD entnommen.

ANHANG B1 ERGEBNISSE FÜR LÄNDER UND VOLKSWIRTSCHAFTEN


[Teil 1/1]

Ausgewählte Merkmale von Schulsystemen mit Ergebnissen in Lesekompetenz, die beim OECD-Durchschnitt liegen

Tabelle IV.1.1a

Vier Bereiche	
1. Selektion und Gruppierung der Schüler (Abb. IV.3.2)	V Hohe vertikale Differenzierung
	v Geringe vertikale Differenzierung
	H Hohe horizontale Differenzierung auf Systemebene
	h Mittlere horizontale Differenzierung auf Systemebene
	h Geringe horizontale Differenzierung auf Systemebene
2. Schulverwaltung (Abb. IV.3.5)	Hsc Hohe horizontale Differenzierung auf Schulebene
	hsc Geringe horizontale Differenzierung auf Schulebene
	A Mehr Schulautonomie bei Unterrichtsinhalten und Beurteilungen
3. Beurteilung und Rechenschaftslegungspolitiken (Abb. IV.3.6)	a Weniger Schulautonomie bei Unterrichtsinhalten und Beurteilungen
	C Mehr Wettbewerb zwischen den Schulen
	c Weniger Wettbewerb zwischen den Schulen
4. Bildungsinvestitionen (Abb. IV.3.7)	B Häufiger Einsatz von Beurteilungen oder Leistungsdaten für Benchmarking und Informationszwecke
	b Seltener Einsatz von Beurteilungen oder Leistungsdaten für Benchmarking und Informationszwecke
	D Häufiger Einsatz von Beurteilungen oder Leistungsdaten für Entscheidungen
	d Seltener Einsatz von Beurteilungen oder Leistungsdaten für Entscheidungen
4. Bildungsinvestitionen (Abb. IV.3.7)	E Hohe Gesamtausgaben nach Bildungseinrichtung je Schüler im Alter von 6-15 Jahren
	e Niedrige Gesamtausgaben nach Bildungseinrichtung je Schüler im Alter von 6-15 Jahren
	S Große Klassengrößen und hohe Lehrergehälter
	s Kleine Klassengrößen und/oder niedrige Lehrergehälter

	Schülerleistungen im Bereich Lesekompetenz (Punktzahl)	Stärke des Zusammenhangs zwischen dem sozioökonom. Hintergrund der Schüler und den Leistungen in Lesekompetenz (erklärte Varianz, in %)	Vier Bereiche				Länder mit ähnlichen Systemmerkmalen in den vier Bereichen	
			1. Selektion und Gruppierung der Schüler (Abb. IV.3.2)	2. Schulverwaltung (Abb. IV.3.5)	3. Beurteilung und Rechenschaftslegungspolitiken (Abb. IV.3.6)	4. Bildungsinvestitionen (Abb. IV.3.7)		
Chinesisch Taipei	495	Durchschnittlicher Einfluss des sozioökonom. Hintergrunds auf die Schülerleistungen in Lesekompetenz	11.8	v + h + Hsc	A + C	b + D	e + S	–
Liechtenstein	499		8.4	v + H + hsc	A + c	b + d	e + s	–
Irland	496		12.6	v + h + hsc	A + C	b + d	E + s	–
Ver. Königreich	494		13.7	v + h + hsc	A + c	B + D	E + s	Australien, Kanada, Island, Schweden, Ver. Staaten
Schweden	497		13.4	v + h + hsc	A + c	B + D	E + s	Australien, Kanada, Island, Ver. Königreich, Ver. Staaten
Dänemark	495		14.5	v + h + hsc	A + c	b + D	E + s	–
Portugal	489		16.5	V + h + hsc	a + c	B + D	e + s	–
Ver. Staaten	500		16.8	v + h + hsc	A + c	B + D	E + s	Australien, Kanada, Island, Schweden, Ver. Königreich
Deutschland	497		Überdurchschnittl. Einfluss des sozioökonom. Hintergrunds auf die Schülerleistungen in Lesekompetenz	17.9	V + H + hsc	A + c	b + d	E + s
Ungarn	494	26.0		v + H + hsc	A + c	B + d	e + s	–

Anmerkung: Die grau unterlegten Zellen entsprechen den am häufigsten anzutreffenden Mustern unter den Schulsystemen mit überdurchschnittl. Ergebnissen in Lesekompetenz und unterdurchschnittl. Einfluss des sozioökonom. Hintergrunds auf die Schülerleistungen in Lesekompetenz innerhalb der einzelnen vier Bereiche.
StatLink  <http://dx.doi.org/10.1787/888932343285>



[Teil 1/1]

Ausgewählte Merkmale von Schulsystemen mit Ergebnissen in Lesekompetenz, die unter dem OECD-Durchschnitt liegen

Tabelle IV.1.1b

Vier Bereiche	
1. Selektion und Gruppierung der Schüler (Abb. IV.3.2)	V Hohe vertikale Differenzierung
	v Geringe vertikale Differenzierung
	H Hohe horizontale Differenzierung auf Systemebene
	h Mittlere horizontale Differenzierung auf Systemebene
	h Geringe horizontale Differenzierung auf Systemebene
	Hsc Hohe horizontale Differenzierung auf Schulebene
2. Schulverwaltung (Abb. IV.3.5)	A Mehr Schulautonomie bei Unterrichtsinhalten und Beurteilungen
	a Weniger Schulautonomie bei Unterrichtsinhalten und Beurteilungen
	C Mehr Wettbewerb zwischen den Schulen
	c Weniger Wettbewerb zwischen den Schulen
3. Beurteilung und Rechenschaftslegungspolitiken (Abb. IV.3.6)	B Häufiger Einsatz von Beurteilungen oder Leistungsdaten für Benchmarking und Informationszwecke
	b Seltener Einsatz von Beurteilungen oder Leistungsdaten für Benchmarking und Informationszwecke
	D Häufiger Einsatz von Beurteilungen oder Leistungsdaten für Entscheidungen
	d Seltener Einsatz von Beurteilungen oder Leistungsdaten für Entscheidungen
4. Bildungsinvestitionen (Abb. IV.3.7)	E Hohe Gesamtausgaben nach Bildungseinrichtung je Schüler im Alter von 6-15 Jahren
	e Niedrige Gesamtausgaben nach Bildungseinrichtung je Schüler im Alter von 6-15 Jahren
	S Große Klassengrößen und hohe Lehrergehälter
	s Kleine Klassengrößen und/oder niedrige Lehrergehälter

	Schülerleistungen im Bereich Lesekompetenz (Punktzahl)	Stärke des Zusammenhangs zwischen dem sozioökonom. Hintergrund der Schüler und den Leistungen in Lesekompetenz (erklärte Varianz, in %)	Vier Bereiche				Länder mit ähnlichen Systemmerkmalen in den vier Bereichen
			1. Selektion und Gruppierung der Schüler (Abb. IV.3.2)	2. Schulverwaltung (Abb. IV.3.5)	3. Beurteilung und Rechenschaftslegungspolitiken (Abb. IV.3.6)	4. Bildungsinvestitionen (Abb. IV.3.7)	
Macau (China)	487						
Katar	372						
Aserbaidschan	362						Albanien
Indonesien	402						
Jordanien	405						
Tunesien	404						
Trinidad und Tobago	416						
Serbien	442						Bulgarien
Montenegro	408						
Lettland	484						Estland, Neuseeland, Polen, Litauen, Russ. Föderation
Kroatien	476						
Russ. Föderation	459						Estland, Neuseeland, Polen, Lettland, Litauen
Italien	486						
Albanien	385						Aserbaidschan
Kasachstan	390						
Israel	474						
Griechenland	483						
Tschech. Rep.	478						Slowak. Rep.
Brasilien	412						
Thailand	421						Shanghai (China)
Rumänien	424						Kirgisistan
Litauen	468						Estland, Neuseeland, Polen, Lettland, Russ. Föderation
Dubai (VAE)	459						
Spanien	481						
Mexiko	425						
Slowenien	483						
Kirgisistan	314						Rumänien
Slowak. Rep.	477						Tschech. Rep.
Kolumbien	413						
Österreich	470						
Panama	371						
Chile	449						
Luxemburg	472						
Türkei	464						
Argentinien	398						
Bulgarien	429						Serbien
Uruguay	426						
Peru	370						


Anmerkung: Die grau unterlegten Zellen entsprechen den am häufigsten anzutreffenden Mustern unter den Schulsystemen mit überdurchschnittl. Ergebnissen in Lesekompetenz und unterdurchschnittl. Einfluss des sozioökonom. Hintergrunds auf die Schülerleistungen in Lesekompetenz innerhalb der einzelnen vier Bereiche.

StatLink <http://dx.doi.org/10.1787/888932343285>

[Teil 1/4]

Tabelle IV.2.1 Korrelationen zwischen Merkmalen auf Systemebene und Bildungsergebnissen

			OECD-Länder							
			Leistung auf der Gesamtskala Lesekompetenz		Varianz der Schülerleistungen, erklärt durch den PISA-Index des wirtschaftl., sozialen und kulturellen Status der Schüler		Varianz der Schülerleistungen, erklärt durch den PISA-Index des wirtschaftl., sozialen und kultur. Status der Schüler und der Schulen		Punktzahlveränderung auf der Gesamtskala Lesekompetenz je Einheit auf dem PISA-Index des wirtschaftl., sozialen und kultur. Status der Schüler	
			Ohne Berücksicht. Pro-Kopf-BIP	Mit Berücksicht. Pro-Kopf-BIP	Ohne Berücksicht. Pro-Kopf-BIP	Mit Berücksicht. Pro-Kopf-BIP	Ohne Berücksicht. Pro-Kopf-BIP	Mit Berücksicht. Pro-Kopf-BIP	Ohne Berücksicht. Pro-Kopf-BIP	Mit Berücksicht. Pro-Kopf-BIP
Selektion und Gruppierung der Schüler	Vertikale Differenzierung	Durchschnittliches Einschulungsalter in der Primarstufe	-0.21	-0.15	0.16	0.12	0.28	0.24	-0.17	-0.12
		Prozentsatz der Schüler, die mind. eine Klasse wiederholt haben	-0.32	-0.39	0.48	0.53	0.35	0.39	0.00	-0.04
	Horizontale Differenzierung auf Systemebene	Zusätzliches Selektionsjahr vor dem 15. Lebensjahr	-0.19	-0.18	0.50	0.50	0.76	0.76	0.38	0.40
		Anzahl der Schultypen oder unterschiedl. Bildungsgänge für 15-Jährige	-0.20	-0.23	0.29	0.30	0.66	0.69	0.20	0.18
	Horizontale Differenzierung auf Schulebene	Prozentsatz der Schüler in selektiven Schulen	-0.08	-0.06	0.29	0.28	0.69	0.69	0.32	0.34
		Prozentsatz der Schüler in Schulen, die in allen Fächern eine Gruppierung nach Leistungsfähigkeit vornehmen	-0.29	-0.42	0.18	0.25	0.27	0.36	-0.11	-0.20
		Prozentsatz der Schüler in Schulen, die Schüler auf Grund von schwachen Schulleistungen, Verhaltensproblemen oder spez. Lernbedürfnissen abschulen	-0.53	-0.61	0.43	0.47	0.56	0.61	0.13	0.10
Schulverwaltung	Schulautonomie	Durchschnittlicher Index der Schulautonomie: Unterrichtsinhalte und Beurteilungen	0.45	0.49	-0.21	-0.23	0.01	-0.01	0.38	0.41
		Durchschnittl. Index der Schulautonomie: Ressourcenallokation	0.02	0.03	0.14	0.14	0.16	0.15	0.36	0.38
	Wettbewerb zwischen Schulen	Prozentsatz der Schüler in Schulen, die mit anderen Schulen im gleichen Einzugsgebiet um Schüler konkurrieren	0.06	0.10	0.17	0.15	0.21	0.19	0.19	0.23
		Prozentsatz der Schüler in Privatschulen	0.05	0.04	0.04	0.05	0.05	0.06	-0.03	-0.04
Beurteilungs- und Rechenschaftslegungspolitik	Verwendung standardisierter Beurteilungen	Prozentsatz der Schüler in Schulen, die standardisierte Tests verwenden	0.15	0.14	-0.24	-0.23	-0.47	-0.46	-0.21	-0.23
		Prüfungen auf der Basis vorgegebener Leistungsstandards	0.32	0.32	-0.28	-0.27	-0.07	-0.06	0.07	0.06
	Anteil der Schüler in Schulen, die Beurteilungs- oder Leistungsdaten verwenden, um:	Den Eltern Vergleichsinformationen zu bieten (im Verhältnis zur nationalen/regionalen Population)	0.08	0.15	-0.01	-0.04	-0.24	-0.29	0.01	0.07
		Die Schule mit anderen Schulen zu vergleichen	0.02	0.06	0.01	-0.01	-0.22	-0.25	0.02	0.05
		Fortschritte im Zeitverlauf zu beobachten	-0.09	0.04	-0.05	-0.13	-0.17	-0.28	-0.09	0.02
		Leistungsdaten öffentlich zu machen	0.04	0.03	0.08	0.09	-0.17	-0.17	0.16	0.16
		Fortschritte von der Schulaufsichtsbehörde beobachten zu lassen	-0.14	-0.12	-0.01	-0.03	-0.38	-0.41	-0.09	-0.07
		Lehrplanentscheidungen zu treffen	-0.03	0.04	-0.20	-0.24	-0.34	-0.40	-0.06	0.00
		Ressourcen zuzuteilen	-0.08	-0.09	0.21	0.22	-0.16	-0.16	0.11	0.11
		Lehrpraxis zu beobachten		-0.05	0.06	-0.01	0.11	0.03	0.03	0.18
Bildungsinvestitionen	Durchschnittliche Lernzeit in der Woche im normalen Testsprachenunterricht (in Minuten)		-0.04	-0.02	-0.06	-0.07	-0.30	-0.32	-0.27	-0.25
		Prozentsatz d. Schüler, die Unterricht außerhalb der Schulzeit besuchen:								
	Neigungskurse, Zusatzunterricht	-0.22	-0.12	-0.07	-0.15	-0.06	-0.15	-0.22	-0.14	
	Nachhilfe	-0.07	0.00	-0.09	-0.14	0.12	0.08	-0.19	-0.14	
	Durchschnittliche Klassengröße im Testsprachenunterricht	-0.22	-0.13	0.12	0.07	0.28	0.23	-0.11	-0.02	
	Durchschnittlicher Index der außercurricularen Aktivitäten	0.22	0.26	0.12	0.10	0.12	0.09	0.24	0.29	
	Lehrergehälter im Verhältnis zum Pro-Kopf-BIP (gewichteter Durchschnitt der Lehrer in Sekundarstufe I und II)	0.40	0.39	0.14	0.14	0.20	0.20	-0.08	-0.08	
Kumulierte Ausgaben nach Bildungseinrichtung je Schüler im Alter von 6-15 Jahren		0.21	-0.16	-0.10	-0.13	0.03	0.21	0.05		

Anmerkung: Auf der 10%-Ebene (p < 0,10) statistisch signifikante Werte sind kursiv, auf der 5%-Ebene (p < 0,05) signifikante Werte sind fett gedruckt. 1. Der Durchschnitt errechnet sich durch Gewichtung der Lehrergehälter in Sekundarstufe I und II im Verhältnis zum jeweiligen Anteil der eingeschriebenen 15-Jährigen (für Länder mit gültigen Informationen hierzu). StatLink  <http://dx.doi.org/10.1787/888932343285>



[Teil 2/4]

Tabelle IV.2.1 Korrelationen zwischen Merkmalen auf Systemebene und Bildungsergebnissen

			OECD-Länder							
			Punktzahlveränderung auf der Gesamtskala Lesekompetenz je Einheit auf dem PISA-Index des wirtschaftl., sozialen und kulturellen Status der Schulen		Punktzahlveränderung auf der Gesamtskala Lesekompetenz je Einheit auf dem PISA-Index des wirtschaftl., sozialen und kultur. Status der Schüler in d. durchschnittl. Schule		Standardabweichung der Leistungen auf der Gesamtskala Lesekompetenz		Auf Leistungsunterschiede zwischen den Schulen entfallender Prozentsatz der Varianz auf der Gesamtskala Lesekompetenz	
			Ohne Berücksicht. Pro-Kopf-BIP	Mit Berücksicht. Pro-Kopf-BIP	Ohne Berücksicht. Pro-Kopf-BIP	Mit Berücksicht. Pro-Kopf-BIP	Ohne Berücksicht. Pro-Kopf-BIP	Mit Berücksicht. Pro-Kopf-BIP	Ohne Berücksicht. Pro-Kopf-BIP	Mit Berücksicht. Pro-Kopf-BIP
Selektion und Gruppierung der Schüler	Vertikale Differenzierung	Durchschnittliches Einschulungsalter in der Primarstufe	0.03	0.04	-0.32	-0.25	-0.31	-0.21	0.25	0.19
		Prozentsatz der Schüler, die mind. eine Klasse wiederholt haben	0.08	0.08	-0.28	-0.37	0.12	0.04	0.31	0.39
	Horizontale Differenzierung auf Systemebene	Zusätzliches Selektionsjahr vor dem 15. Lebensjahr	0.56	0.56	-0.46	-0.48	0.02	0.04	0.66	0.68
		Anzahl der Schultypen oder unterschiedl. Bildungsgänge für 15-Jährige	0.55	0.55	-0.54	-0.60	0.03	0.00	0.69	0.74
		Prozentsatz der Schüler in selektiven Schulen	0.69	0.70	-0.59	-0.60	0.10	0.16	0.72	0.73
	Horizontale Differenzierung auf Schulebene	Prozentsatz der Schüler in Schulen, die in allen Fächern eine Gruppierung nach Leistungsfähigkeit vornehmen	0.19	0.19	-0.28	-0.44	0.11	-0.06	0.26	0.40
		Prozentsatz der Schüler in Schulen, die Schüler auf Grund von schwachen Schulleistungen, Verhaltensproblemen oder spez. Lernbedürfnissen abschulen	0.32	0.32	-0.49	-0.59	0.25	0.19	0.55	0.64
	Schulverwaltung	Schulautonomie	Durchschnittlicher Index der Schulautonomie: Unterrichtsinhalte und Beurteilungen	0.40	0.41	0.13	0.17	0.11	0.18	0.03
Durchschnittl. Index der Schulautonomie: Ressourcenallokation			0.25	0.25	0.06	0.07	-0.01	0.00	0.10	0.09
Wettbewerb zwischen Schulen		Prozentsatz der Schüler in Schulen, die mit anderen Schulen im gleichen Einzugsgebiet um Schüler konkurrieren	0.38	0.39	-0.12	-0.08	0.07	0.16	0.22	0.19
		Prozentsatz der Schüler in Privatschulen	0.13	0.13	-0.09	-0.12	-0.12	-0.18	0.13	0.16
Beurteilungs- und Rechenschaftslegungspolitiken	Verwendung standardisierter Beurteilungen	Prozentsatz der Schüler in Schulen, die standardisierte Tests verwenden	-0.35	-0.35	0.42	0.41	-0.20	-0.26	-0.45	-0.44
		Prüfungen auf der Basis vorgegebener Leistungsstandards		0.09	0.11	0.10	-0.01	-0.04	-0.08	-0.07
	Anteil der Schüler in Schulen, die Beurteilungs- oder Leistungsdaten verwenden, um:	Den Eltern Vergleichsinformationen zu bieten (im Verhältnis zur nationalen/regionalen Population)	-0.08	-0.08	0.30	0.41	-0.22	-0.13	-0.33	-0.41
		Die Schule mit anderen Schulen zu vergleichen	-0.26	-0.26	0.32	0.39	-0.18	-0.13	-0.31	-0.37
		Fortschritte im Zeitverlauf zu beobachten	-0.20	-0.21	0.10	0.31	-0.13	0.11	-0.12	-0.30
		Leistungsdaten öffentlich zu machen	-0.19	-0.19	0.35	0.36	-0.04	-0.06	-0.28	-0.29
		Fortschritte von der Schulaufsichtsbehörde beobachten zu lassen	-0.46	-0.46	0.42	0.49	-0.11	-0.06	-0.43	-0.49
		Lehrplanentscheidungen zu treffen	-0.17	-0.17	0.25	0.37	0.00	0.14	-0.29	-0.39
		Ressourcen zuzuteilen	-0.09	-0.09	0.29	0.30	0.17	0.18	-0.21	-0.21
		Lehrpraxis zu beobachten		0.26	-0.16	0.02	-0.10	0.19	0.14	0.00
Bildungsinvestitionen	Durchschnittliche Lernzeit in der Woche im normalen Testsprachenunterricht (in Minuten)		-0.29	-0.29	0.14	0.18	-0.15	-0.11	-0.27	-0.31
	Prozentsatz d. Schüler, d. Unterricht außerhalb der Schulzeit besuchen:	Neigungskurse, Zusatzunterricht	-0.02	-0.01	-0.14	0.00	-0.03	0.21	0.09	-0.03
		Nachhilfe	0.14	0.15	-0.33	-0.25	-0.15	-0.02	0.24	0.17
	Durchschnittliche Klassengröße im Testsprachenunterricht		0.27	0.31	-0.46	-0.37	-0.20	-0.03	0.38	0.31
	Durchschnittlicher Index der außercurricularen Aktivitäten		0.13	0.14	0.07	0.13	0.11	0.21	0.02	-0.02
	Lehrergehälter im Verhältnis zum Pro-Kopf-BIP (gewichteter Durchschnitt der Lehrer in Sekundarstufe I und II ¹)		0.23	0.23	-0.14	-0.13	-0.31	-0.30	0.12	0.11
	Kumulierte Ausgaben nach Bildungseinrichtung je Schüler im Alter von 6-15 Jahren			-0.01	0.27	-0.07	0.43	0.09	-0.24	0.02


Anmerkung: Auf der 10%-Ebene (p < 0,10) statistisch signifikante Werte sind kursiv, auf der 5%-Ebene (p < 0,05) signifikante Werte sind fett gedruckt. 1. Der Durchschnitt errechnet sich durch Gewichtung der Lehrergehälter in Sekundarstufe I und II im Verhältnis zum jeweiligen Anteil der eingeschriebenen 15-Jährigen (für Länder mit gültigen Informationen hierzu).

StatLink <http://dx.doi.org/10.1787/888932343285>

[Teil 3/4]

Tabelle IV.2.1 Korrelationen zwischen Merkmalen auf Systemebene und Bildungsergebnissen

			Alle Länder und Volkswirtschaften							
			Leistung auf der Gesamtskala Lesekompetenz		Varianz der Schülerleistungen, erklärt durch den PISA-Index des wirtschaftl., sozialen und kulturellen Status der Schüler		Varianz der Schülerleistungen, erklärt durch den PISA-Index des wirtschaftl., sozialen und kulturellen Status der Schüler und der Schulen		Punktzahlveränderung auf der Gesamtskala Lesekompetenz je Einheit auf dem PISA-Index des wirtschaftl., sozialen und kulturellen Status der Schüler	
			Ohne Berücksicht. Pro-Kopf-BIP	Mit Berücksicht. Pro-Kopf-BIP	Ohne Berücksicht. Pro-Kopf-BIP	Mit Berücksicht. Pro-Kopf-BIP	Ohne Berücksicht. Pro-Kopf-BIP	Mit Berücksicht. Pro-Kopf-BIP	Ohne Berücksicht. Pro-Kopf-BIP	Mit Berücksicht. Pro-Kopf-BIP
Selektion und Gruppierung der Schüler	Vertikale Differenzierung	Durchschnittliches Einschulungsalter in der Primarstufe	-0.12	0.11	0.01	-0.03	0.12	0.06	-0.14	-0.03
		Prozentsatz der Schüler, die mind. eine Klasse wiederholt haben	-0.18	-0.34	0.24	0.27	0.23	0.23	-0.17	-0.20
	Horizontale Differenzierung auf Systemebene	Zusätzliches Selektionsjahr vor dem 15. Lebensjahr	0.13	0.01	0.40	0.47	0.71	0.73	0.38	0.44
		Anzahl der Schultypen oder unterschiedl. Bildungsgänge für 15-Jährige	-0.02	-0.04	0.21	0.28	0.58	0.65	0.30	0.32
	Horizontale Differenzierung auf Schulebene	Prozentsatz der Schüler in selektiven Schulen	-0.04	-0.02	-0.10	-0.09	0.35	0.34	-0.02	-0.01
		Prozentsatz der Schüler in Schulen, die in allen Fächern eine Gruppierung nach Leistungsfähigkeit vornehmen	-0.43	-0.45	0.03	0.07	0.03	0.10	-0.07	-0.10
Schulverwaltung	Schulautonomie	Durchschnittlicher Index der Schulautonomie: Unterrichtsinhalte und Beurteilungen	0.46	0.39	-0.14	-0.14	-0.07	-0.06	0.14	0.05
		Durchschnittl. Index der Schulautonomie: Ressourcenallokation	0.25	0.22	0.00	0.04	0.04	0.06	0.14	0.08
	Wettbewerb zwischen Schulen	Prozentsatz der Schüler in Schulen, die mit anderen Schulen im gleichen Einzugsgebiet um Schüler konkurrieren	0.16	0.18	0.03	-0.03	0.04	0.06	0.04	-0.04
		Prozentsatz der Schüler in Privatschulen	0.14	0.01	-0.19	-0.19	-0.20	-0.16	-0.21	-0.41
Beurteilungs- und Rechenschaftslegungspolitiken	Verwendung standardisierter Beurteilungen	Prozentsatz der Schüler in Schulen, die standardisierte Tests verwenden	-0.05	0.01	-0.29	-0.29	-0.47	-0.44	-0.18	-0.20
		Prüfungen auf der Basis vorgegebener Leistungsstandards		0.21	-0.24	-0.21	-0.14	-0.14	0.05	0.07
	Anteil der Schüler in Schulen, die Beurteilungs- oder Leistungsdaten verwenden, um:	Den Eltern Vergleichsinformationen zu bieten (im Verhältnis zur nationalen/regionalen Population)	-0.23	-0.04	-0.03	-0.03	-0.16	-0.18	0.06	0.17
		Die Schule mit anderen Schulen zu vergleichen	-0.21	0.01	-0.09	-0.13	-0.24	-0.28	-0.03	0.05
		Fortschritte im Zeitverlauf zu beobachten	-0.29	0.06	-0.07	-0.18	-0.23	-0.27	-0.13	-0.08
		Leistungsdaten öffentlich zu machen	-0.11	-0.11	-0.10	-0.08	-0.23	-0.21	0.11	0.11
		Fortschritte von der Schulaufsichtsbehörde beobachten zu lassen	-0.36	-0.22	0.01	-0.03	-0.25	-0.25	0.01	0.05
		Lehrplanentscheidungen zu treffen	-0.15	0.05	-0.15	-0.21	-0.33	-0.35	-0.13	-0.12
Ressourcen zuzuteilen	-0.47	-0.38	0.03	0.03	-0.19	-0.21	-0.10	-0.06		
Lehrpraxis zu beobachten		-0.11	-0.12	-0.24	-0.12	-0.18	-0.17	-0.10		
Bildungsinvestitionen	Durchschnittliche Lernzeit in der Woche im normalen Testsprachenunterricht (in Minuten)		0.09	0.06	-0.03	-0.01	-0.23	-0.21	-0.10	-0.16
	Prozentsatz d. Schüler, d. Unterricht außerhalb der Schulzeit besuchen:	Neigungskurse, Zusatzunterricht	-0.51	-0.24	-0.21	-0.32	-0.20	-0.26	-0.31	-0.26
		Nachhilfe	-0.35	-0.09	-0.17	-0.21	-0.14	-0.14	-0.24	-0.18
	Durchschnittliche Klassengröße im Testsprachenunterricht		-0.05	0.14	-0.06	-0.13	0.02	0.03	-0.33	-0.33
	Durchschnittlicher Index der außercurricularen Aktivitäten		0.01	0.16	-0.22	-0.22	-0.17	-0.15	-0.04	-0.04
Lehrergehälter im Verhältnis zum Pro-Kopf-BIP (gewichteter Durchschnitt der Lehrer in Sekundarstufe I und II ¹)		0.33	0.28	-0.03	-0.14	0.02	-0.06	-0.25	-0.33	
Kumulierte Ausgaben nach Bildungseinrichtung je Schüler im Alter von 6-15 Jahren			0.22	-0.08	-0.05	-0.09	0.05	0.30	-0.10	

Anmerkung: Auf der 10%-Ebene (p < 0,10) statistisch signifikante Werte sind kursiv, auf der 5%-Ebene (p < 0,05) signifikante Werte sind fett gedruckt. 1. Der Durchschnitt errechnet sich durch Gewichtung der Lehrergehälter in Sekundarstufe I und II im Verhältnis zum jeweiligen Anteil der eingeschriebenen 15-Jährigen (für Länder mit gültigen Informationen hierzu). StatLink  <http://dx.doi.org/10.1787/888932343285>



[Teil 4/4]

Tabelle IV.2.1 Korrelationen zwischen Merkmalen auf Systemebene und Bildungsergebnissen

			Alle Länder und Volkswirtschaften							
			Punktzahlveränderung auf der Gesamtskala Lesekompetenz je Einheit auf dem PISA-Index des wirtschaftl., sozialen und kulturellen Status der Schulen		Punktzahlveränderung auf der Gesamtskala Lesekompetenz je Einheit auf dem PISA-Index des wirtschaftl., sozialen und kultur. Status der Schüler in d. durchschnittl. Schule		Standardabweichung der Leistungen auf der Gesamtskala Lesekompetenz		Auf Leistungsunterschiede zwischen den Schulen entfallender Prozentsatz der Varianz auf der Gesamtskala Lesekompetenz	
			Ohne Berücksicht. Pro-Kopf-BIP	Mit Berücksicht. Pro-Kopf-BIP	Ohne Berücksicht. Pro-Kopf-BIP	Mit Berücksicht. Pro-Kopf-BIP	Ohne Berücksicht. Pro-Kopf-BIP	Mit Berücksicht. Pro-Kopf-BIP	Ohne Berücksicht. Pro-Kopf-BIP	Mit Berücksicht. Pro-Kopf-BIP
Selektion und Gruppierung der Schüler	Vertikale Differenzierung	Durchschnittliches Einschulungsalter in der Primarstufe	-0.11	-0.06	-0.19	-0.04	-0.33	-0.25	0.11	0.05
		Prozentsatz der Schüler, die mind. eine Klasse wiederholt haben	0.05	0.01	-0.36	-0.43	0.11	0.12	0.27	0.31
	Horizontale Differenzierung auf Systemebene	Zusätzliches Selektionsjahr vor dem 15. Lebensjahr	0.62	0.61	-0.22	-0.28	0.16	0.24	0.50	0.62
		Anzahl der Schultypen oder unterschiedl. Bildungsgänge für 15-Jährige	0.58	0.58	-0.30	-0.36	0.23	0.19	0.60	0.64
	Horizontale Differenzierung auf Schulebene	Prozentsatz der Schüler in selektiven Schulen	0.43	0.42	-0.49	-0.52	-0.08	-0.09	0.56	0.58
		Prozentsatz der Schüler in Schulen, die in allen Fächern eine Gruppierung nach Leistungsfähigkeit vornehmen	0.01	0.02	-0.18	-0.20	0.17	0.06	0.25	0.21
Schulverwaltung	Schulautonomie	Durchschnittlicher Index der Schulautonomie: Unterrichtsinhalte und Beurteilungen	0.18	0.14	0.14	0.02	-0.15	-0.22	-0.07	0.01
		Durchschnittl. Index der Schulautonomie: Ressourcenallokation	0.15	0.08	0.01	-0.06	-0.04	-0.14	0.08	0.09
	Wettbewerb zwischen Schulen	Prozentsatz der Schüler in Schulen, die mit anderen Schulen im gleichen Einzugsgebiet um Schüler konkurrieren	0.13	0.20	-0.10	-0.18	-0.10	-0.12	0.18	0.21
		Prozentsatz der Schüler in Privatschulen	-0.06	-0.13	-0.14	-0.33	-0.11	-0.30	0.11	0.17
Beurteilungs- und Rechenschaftslegungspolitik	Verwendung standardisierter Beurteilungen	Prozentsatz der Schüler in Schulen, die standardisierte Tests verwenden	-0.30	-0.30	0.24	0.27	-0.12	-0.23	-0.31	-0.35
		Prüfungen auf der Basis vorgegebener Leistungsstandards		-0.01	0.17	0.21	-0.10	-0.16	-0.09	-0.11
	Anteil der Schüler in Schulen, die Beurteilungs- oder Leistungsdaten verwenden, um:	Den Eltern Vergleichsinformationen zu bieten (im Verhältnis zur nationalen/regionalen Population)	-0.05	-0.02	0.19	0.38	-0.07	-0.07	-0.15	-0.30
		Die Schule mit anderen Schulen zu vergleichen	-0.29	-0.25	0.19	0.36	-0.21	-0.21	-0.21	-0.34
		Fortschritte im Zeitverlauf zu beobachten	-0.30	-0.19	-0.04	0.14	-0.08	-0.08	-0.02	-0.19
		Leistungsdaten öffentlich zu machen	-0.15	-0.16	0.29	0.33	-0.07	-0.14	-0.23	-0.27
		Fortschritte von der Schulaufsichtsbehörde beobachten zu lassen	-0.30	-0.24	0.21	0.36	0.07	0.07	-0.23	-0.37
		Lehrplanentscheidungen zu treffen	-0.24	-0.18	0.08	0.18	-0.09	-0.12	-0.14	-0.25
		Ressourcen zuteilen	-0.19	-0.17	0.00	0.12	0.03	0.00	-0.01	-0.12
Lehrpraxis zu beobachten		0.01	-0.25	-0.07	-0.11	-0.12	0.18	0.00		
Bildungsinvestitionen	Durchschnittliche Lernzeit in der Woche im normalen Testsprachenunterricht (in Minuten)		-0.14	-0.17	0.12	0.08	0.05	-0.01	-0.16	-0.16
		Prozentsatz d. Schüler, d. Unterricht außerhalb der Schulzeit besuchen:								
		Neigungskurse, Zusatzunterricht	-0.18	-0.09	-0.23	-0.06	-0.12	-0.13	0.14	-0.02
		Nachhilfe	-0.13	-0.04	-0.24	-0.12	-0.15	-0.18	0.17	0.09
	Durchschnittliche Klassengröße im Testsprachenunterricht	-0.05	0.05	-0.41	-0.42	-0.25	-0.25	0.24	0.22	
	Durchschnittlicher Index der außercurricularen Aktivitäten	-0.05	-0.05	0.03	0.09	-0.08	-0.18	0.02	-0.06	
Lehrergehälter im Verhältnis zum Pro-Kopf-BIP (gewichteter Durchschnitt der Lehrer in Sekundarstufe I und II ¹)	-0.08	-0.05	-0.17	-0.24	-0.50	-0.44	-0.01	0.05		
Kumulierte Ausgaben nach Bildungseinrichtung je Schüler im Alter von 6-15 Jahren		-0.05	0.32	-0.20	0.40	-0.12	-0.21	0.05		

Anmerkung: Auf der 10%-Ebene (p < 0,10) statistisch signifikante Werte sind kursiv, auf der 5%-Ebene (p < 0,05) signifikante Werte sind fett gedruckt. 1. Der Durchschnitt errechnet sich durch Gewichtung der Lehrergehälter in Sekundarstufe I und II im Verhältnis zum jeweiligen Anteil der eingeschriebenen 15-Jährigen (für Länder mit gültigen Informationen hierzu).



[Teil 1/2]
Varianz der Leistungen im Bereich Lesekompetenz innerhalb und zwischen den Schulen und durch die Schulpolitiken zur Selektion und Gruppierung der Schüler erklärte Varianz

Tabelle IV.2.2a

	Varianz		Verbleibende Varianz						Varianzerlegung, ausgedrückt als Prozentsatz der durchschnittlichen Varianz der Schülerleistungen im OECD-Vergleich			
	Empty Model (oder Nullmodell) ¹		Modell mit demografischem und sozioökonom. Hintergrund ²		Modell mit Schulpolitiken und -praktiken ³		Modell mit demografischem und sozioökonom. Hintergrund sowie den Schulpolitiken und -praktiken ⁴		Gesamtvarianz der Schülerleistungen	Varianz innerhalb der Schulen als Prozentsatz der Gesamtvarianz	Varianz zwischen den Schulen als Prozentsatz der Gesamtvarianz	
	Innerh. d. Sch.	Zwisch. d. Sch.	Innerh. d. Sch.	Zwisch. d. Sch.	Innerh. d. Sch.	Zwisch. d. Sch.	Innerh. d. Sch.	Zwisch. d. Sch.				
									%	%	%	
OECD-Länder												
Australien	7 631	2 692	6 997	880	7 676	2 371	6 997	866	112	83	29	
Österreich	4 454	5 588	4 255	2 262	4 441	3 996	4 257	1 840	109	48	61	
Belgien	4 833	5 343	4 612	1 643	4 831	5 688	4 612	1 618	111	52	58	
Kanada	6 780	1 877	6 238	986	6 790	1 478	6 238	837	94	74	20	
Chile	4 005	4 893	3 886	1 219	4 007	1 177	3 877	484	97	43	53	
Tschech. Rep.	4 428	4 249	4 136	1 135	4 458	3 154	4 138	997	94	48	46	
Dänemark	6 012	1 134	5 254	328	5 999	908	5 249	236	78	65	12	
Estland	5 595	1 557	4 991	681	5 591	1 130	4 972	570	78	61	17	
Finnland	6 993	665	5 641	458	6 987	589	5 646	409	83	76	7	
Frankreich	w	w	w	w	w	w	w	w	w	w	w	
Deutschland	3 890	5 890	3 558	1 708	3 869	5 432	3 560	1 566	106	42	64	
Griechenland	5 558	4 745	5 126	2 165	5 575	3 280	5 139	1 968	112	60	52	
Ungarn	2 923	5 846	2 792	1 717	2 919	2 514	2 789	1 089	95	32	63	
Island	8 186	1 348	7 186	1 015	8 186	1 215	7 192	882	104	89	15	
Irland	6 966	2 805	6 408	1 145	7 014	1 826	6 403	870	106	76	30	
Israel	6 615	6 250	6 312	3 230	6 661	4 495	6 320	2 426	140	72	68	
Italien	4 085	6 695	3 905	2 880	4 090	3 721	3 910	2 380	117	44	73	
Japan	5 386	5 087	5 248	2 255	5 404	5 475	5 250	2 202	114	59	55	
Korea	5 283	2 741	4 829	1 038	5 284	2 722	4 827	892	87	57	30	
Luxemburg	6 906	5 335	6 112	610	6 956	1 150	6 107	288	133	75	58	
Mexiko	3 869	3 583	3 723	1 964	3 887	2 413	3 728	1 508	81	42	39	
Niederlande	2 795	5 107	2 670	2 224	2 793	4 276	2 671	1 849	86	30	55	
Neuseeland	8 228	2 622	6 974	530	8 241	2 165	6 978	459	118	89	28	
Norwegen	7 598	874	6 455	669	7 599	869	6 459	666	92	83	9	
Polen	6 869	1 585	5 582	458	6 835	973	5 580	370	92	75	17	
Portugal	5 191	2 565	4 666	883	5 194	804	4 661	408	84	56	28	
Slowak. Rep.	4 565	2 989	3 972	1 151	4 567	2 231	3 971	1 071	82	50	32	
Slowenien	3 102	4 142	2 941	1 818	3 084	3 929	2 944	1 677	79	34	45	
Spanien	6 048	1 690	5 390	816	6 046	861	5 389	657	84	66	18	
Schweden	8 290	1 877	7 007	605	8 283	1 625	7 008	589	110	90	20	
Schweiz	5 652	2 740	5 115	1 100	5 667	1 633	5 115	717	91	61	30	
Türkei	3 245	6 536	2 958	1 375	3 242	2 692	2 959	913	106	35	71	
Ver. Königreich	6 684	2 775	6 275	635	6 737	1 867	6 283	594	103	73	30	
Ver. Staaten	6 476	3 638	6 041	838	6 493	1 771	6 019	672	110	70	40	
OECD-Durchschnitt	5 591	3 616	5 068	1 285	5 618	2 437	5 068	1 048	100	61	39	
Partnerländer												
Albanien	7 105	3 127	6 150	1 339	7 107	2 184	6 147	1 143	111	77	34	
Argentinien	5 523	8 456	5 201	3 238	5 527	3 571	5 204	1 775	152	60	92	
Aserbaidschan	3 459	2 490	3 287	2 054	3 465	2 263	3 287	1 893	65	38	27	
Brasilien	4 702	4 417	4 514	1 770	4 724	1 987	4 515	1 044	99	51	48	
Bulgarien	6 439	6 418	5 794	2 053	6 437	4 570	5 790	1 810	140	70	70	
Kolumbien	4 813	3 162	4 711	688	4 848	2 128	4 711	600	87	52	34	
Kroatien	4 473	4 045	4 183	1 391	4 479	2 691	4 173	985	93	49	44	
Dubai (VAE)	5 439	5 732	5 121	2 472	5 414	4 005	5 102	2 001	121	59	62	
Hongkong (China)	4 360	3 143	4 183	1 270	4 362	1 707	4 183	1 078	81	47	34	
Indonesien	2 298	1 749	2 117	1 181	2 302	1 484	2 117	1 057	44	25	19	
Jordanien	5 461	3 312	5 186	1 727	5 495	2 735	5 193	1 579	95	59	36	
Kasachstan	5 078	2 887	4 456	1 542	5 081	2 776	4 456	1 490	87	55	31	
Kirgisistan	5 901	3 266	5 126	1 398	5 925	2 797	5 127	1 308	100	64	35	
Lettland	5 200	1 391	4 491	634	5 196	700	4 475	454	72	56	15	
Litauen	5 190	1 864	4 263	828	5 193	1 504	4 267	802	77	56	20	
Macau (China)	4 179	2 882	4 000	775	4 192	766	3 995	305	77	45	31	
Montenegro	5 587	3 150	5 124	683	5 602	1 883	5 122	631	95	61	34	
Panama	4 213	5 942	4 103	2 647	4 197	4 047	4 107	1 695	110	46	65	
Peru	4 623	5 886	4 524	1 316	4 634	3 147	4 528	1 004	114	50	64	
Katar	5 891	6 676	5 520	3 383	5 859	4 786	5 501	2 799	137	64	73	
Rumänien	3 832	4 057	3 678	2 308	3 807	3 520	3 682	2 254	86	42	44	
Russ. Föderation	5 826	1 965	5 193	900	5 835	1 665	5 192	888	85	63	21	
Serbien	4 123	3 909	3 954	1 840	4 123	2 412	3 951	1 631	87	45	42	
Shanghai (China)	4 095	2 551	3 813	701	4 124	1 447	3 817	532	72	44	28	
Singapur	6 195	3 387	5 612	782	6 236	2 801	5 624	753	104	67	37	
Chinesisch Taipeh	5 808	2 772	5 070	1 306	5 857	1 835	5 073	1 069	93	63	30	
Thailand	3 052	1 231	2 706	816	3 053	1 007	2 708	704	47	33	13	
Trinidad und Tobago	5 148	8 320	4 720	2 527	5 126	2 895	4 723	1 582	146	56	90	
Tunesien	4 291	3 034	4 174	1 640	4 314	620	4 176	345	80	47	33	
Uruguay	5 835	4 807	5 342	968	5 875	1 439	5 347	607	116	63	52	

1. Mehr-Ebenen-Regressionsmodell: Schüler- und Schulebene.
 2. Mehr-Ebenen-Regressionsmodell: Die Leistung im Bereich Lesekompetenz ist auf die Variablen des demografischen und sozioökonomischen Hintergrunds regressiert.
 3. Mehr-Ebenen-Regressionsmodell: Die Leistung im Bereich Lesekompetenz ist auf die Variablen der Schulpolitiken und -praktiken regressiert.
 4. Mehr-Ebenen-Regressionsmodell: Die Leistung im Bereich Lesekompetenz ist auf die Variablen des demografischen und sozioökonomischen Hintergrunds und der Schulpolitiken und -praktiken regressiert.



[Teil 2/2]

Varianz der Leistungen im Bereich Lesekompetenz innerhalb und zwischen den Schulen und durch die Schulpolitiken zur Selektion und Gruppierung der Schüler erklärte Varianz

Tabelle IV.2.2a

	Varianz innerhalb der Schulen, ausgedrückt als Prozentsatz der durchschnittlichen Varianz der Schülerleistungen im OECD-Vergleich				Varianz zwischen den Schulen, ausgedrückt als Prozentsatz der durchschnittlichen Varianz der Schülerleistungen im OECD-Vergleich			
	Allein durch den sozioökonom. und demograf. Hintergrund der Schüler und der Schulen erklärt	Allein durch die Schulpolitiken zur Selektion und Gruppierung der Schüler erklärt	Durch den sozioökonom. und demograf. Hintergrund der Schüler und der Schulen sowie die Schulpolitiken zur Selektion und Gruppierung der Schüler erklärt	Verbleib. Varianz innerh. der Schulen	Allein durch den sozioökonom. und demograf. Hintergrund der Schüler und der Schulen erklärt	Allein durch die Schulpolitiken zur Selektion und Gruppierung der Schüler erklärt	Durch den sozioökonom. und demograf. Hintergrund der Schüler und der Schulen sowie die Schulpolitiken zur Selektion und Gruppierung der Schüler erklärt	Verbleibende Varianz zwischen d. Schulen
	%	%	%	%	%	%	%	%
OECD-Länder								
Australien	7.4	0.0	-0.5	76.0	16.3	0.1	3.3	9.4
Österreich	2.0	0.0	0.2	46.2	23.4	4.6	12.7	20.0
Belgien	2.4	0.0	0.0	50.1	44.2	0.3	-4.0	17.6
Kanada	6.0	0.0	-0.1	67.8	7.0	1.6	2.7	9.1
Chile	1.4	0.1	-0.1	42.1	7.5	8.0	32.4	5.3
Tschech. Rep.	3.5	0.0	-0.3	44.9	23.4	1.5	10.4	10.8
Dänemark	8.1	0.1	0.1	57.0	7.3	1.0	1.5	2.6
Estland	6.7	0.2	-0.2	54.0	6.1	1.2	3.4	6.2
Finnland	14.6	-0.1	0.1	61.3	2.0	0.5	0.3	4.4
Frankreich	w	w	w	w	w	w	w	w
Deutschland	3.4	0.0	0.3	38.7	42.0	1.5	3.4	17.0
Griechenland	4.7	-0.1	0.0	55.8	14.2	2.1	13.8	21.4
Ungarn	1.4	0.0	0.0	30.3	15.5	6.8	29.4	11.8
Island	10.8	-0.1	0.1	78.1	3.6	1.4	0.0	9.6
Irland	6.6	0.1	-0.6	69.5	10.4	3.0	7.6	9.4
Israel	3.7	-0.1	-0.4	68.6	22.5	8.7	10.3	26.4
Italien	1.9	-0.1	0.0	42.5	14.6	5.4	26.9	25.8
Japan	1.7	0.0	-0.2	57.0	35.5	0.6	-4.8	23.9
Korea	5.0	0.0	0.0	52.4	19.9	1.6	-1.4	9.7
Luxemburg	9.2	0.1	-0.6	66.3	9.4	3.5	42.0	3.1
Mexiko	1.7	-0.1	-0.1	40.5	9.8	5.0	7.8	16.4
Niederlande	1.3	0.0	0.0	29.0	26.4	4.1	5.0	20.1
Neuseeland	13.7	0.0	-0.1	75.8	18.5	0.8	4.2	5.0
Norwegen	12.4	0.0	0.0	70.2	2.2	0.0	0.0	7.2
Polen	13.6	0.0	0.3	60.6	6.5	1.0	5.7	4.0
Portugal	5.8	0.1	-0.1	50.6	4.3	5.1	14.0	4.4
Slowak. Rep.	6.5	0.0	0.0	43.1	12.6	0.9	7.4	11.6
Slowenien	1.5	0.0	0.2	32.0	24.5	1.5	0.8	18.2
Spanien	7.1	0.0	0.0	58.5	2.2	1.7	7.3	7.1
Schweden	13.8	0.0	0.1	76.1	11.3	0.2	2.6	6.4
Schweiz	6.0	0.0	-0.2	55.6	9.9	4.2	7.9	7.8
Türkei	3.1	0.0	0.0	32.1	19.3	5.0	36.7	9.9
Ver. Königreich	4.9	-0.1	-0.5	68.2	13.8	0.4	9.4	6.5
Ver. Staaten	5.1	0.2	-0.4	65.4	11.9	1.8	18.5	7.3
OECD-Durchschnitt	6.0	0.0	-0.1	55.0	15.1	2.6	9.6	11.4
Partnerländer								
Albanien	10.4	0.0	-0.1	66.8	11.3	2.1	8.1	12.4
Argentinien	3.5	0.0	0.0	56.5	19.5	15.9	37.2	19.3
Aserbaidschan	1.9	0.0	-0.1	35.7	4.0	1.8	0.7	20.6
Brasilien	2.3	0.0	-0.2	49.0	10.2	7.9	18.5	11.3
Bulgarien	7.0	0.0	0.0	62.9	30.0	2.6	17.4	19.7
Kolumbien	1.5	0.0	-0.4	51.2	16.6	1.0	10.3	6.5
Kroatien	3.3	0.1	-0.2	45.3	18.5	4.4	10.3	10.7
Dubai (VAE)	3.4	0.2	0.1	55.4	21.8	5.1	13.7	21.7
Hongkong (China)	1.9	0.0	0.0	45.4	6.8	2.1	13.5	11.7
Indonesien	2.0	0.0	0.0	23.0	4.6	1.4	1.5	11.5
Jordanien	3.3	-0.1	-0.3	56.4	12.6	1.6	4.7	17.1
Kasachstan	6.8	0.0	0.0	48.4	14.0	0.6	0.6	16.2
Kirgisistan	8.7	0.0	-0.3	55.7	16.2	1.0	4.1	14.2
Lettland	7.8	0.2	-0.1	48.6	2.7	2.0	5.5	4.9
Litauen	10.1	0.0	0.0	46.3	7.6	0.3	3.6	8.7
Macau (China)	2.1	0.0	-0.2	43.4	5.0	5.1	17.9	3.3
Montenegro	5.2	0.0	-0.2	55.6	13.6	0.6	13.2	6.9
Panama	1.0	0.0	0.2	44.6	25.6	10.3	10.2	18.4
Peru	1.1	0.0	-0.1	49.2	23.3	3.4	26.4	10.9
Katar	3.9	0.2	0.1	59.7	21.6	6.3	14.2	30.4
Rumänien	1.4	-0.1	0.3	40.0	13.7	0.6	5.3	24.5
Russ. Föderation	7.0	0.0	-0.1	56.4	8.4	0.1	3.1	9.6
Serbien	1.9	0.0	0.0	42.9	8.5	2.3	14.0	17.7
Shanghai (China)	3.3	0.0	-0.3	41.5	9.9	1.8	10.2	5.8
Singapur	6.7	-0.1	-0.3	61.1	22.2	0.3	6.1	8.2
Chinesisch Taipeh	8.5	0.0	-0.5	55.1	8.3	2.6	7.6	11.6
Thailand	3.7	0.0	0.0	29.4	3.3	1.2	1.2	7.6
Trinidad und Tobago	4.4	0.0	0.3	51.3	14.3	10.3	48.7	17.2
Tunesien	1.5	0.0	-0.2	45.4	3.0	14.1	12.2	3.7
Uruguay	5.7	-0.1	-0.4	58.1	9.0	3.9	32.7	6.6

1. Mehr-Ebenen-Regressionsmodell: Schüler- und Schulebene.
 2. Mehr-Ebenen-Regressionsmodell: Die Leistung im Bereich Lesekompetenz ist auf die Variablen des demografischen und sozioökonomischen Hintergrunds regressiert.
 3. Mehr-Ebenen-Regressionsmodell: Die Leistung im Bereich Lesekompetenz ist auf die Variablen der Schulpolitiken und -praktiken regressiert.
 4. Mehr-Ebenen-Regressionsmodell: Die Leistung im Bereich Lesekompetenz ist auf die Variablen des demografischen und sozioökonomischen Hintergrunds und der Schulpolitiken und -praktiken regressiert.
 StatLink <http://dx.doi.org/10.1787/888932343285>

[Teil 1/1]


Zusammenhang zwischen den Schulpolitiken zur Selektion und Gruppierung von Schülern und den Schülerleistungen im Bereich Lesekompetenz

Tabelle IV.2.2b

	Schulpolitiken zur Selektion und Gruppierung von Schülern ¹							
	Schulen mit hoher Selektivität bei der Aufnahme von Schülern		Schulen, die mit hoher Wahrscheinlichkeit Schüler mit schwachen Leistungen, Verhaltensproblemen oder spez. Lernbedürfnissen abschulen		Schulen mit Einteilung in Leistungsgruppen in allen Fächern		Prozentsatz der Schüler, die mindestens eine Klasse wiederholt haben	
	Punktzahlveränderung	S.E.	Punktzahlveränderung	S.E.	Punktzahlveränderung	S.E.	Punktzahlveränderung	S.E.
OECD-Länder								
Australien	-7.1	(8.7)	-29.2	(8.1)	29.8	(14.4)	-18.4	(31.0)
Österreich	49.2	(15.4)	31.8	(14.4)	-26.9	(19.3)	-0.7	(0.2)
Belgien	-9.4	(15.6)	7.9	(11.7)	-20.8	(16.6)	-1.2	(0.3)
Kanada	13.8	(5.6)	4.2	(8.5)	-3.5	(6.9)	-0.9	(0.2)
Chile	27.7	(8.3)	11.0	(8.7)	-1.5	(8.6)	-1.5	(0.1)
Tschech. Rep.	45.7	(10.6)	-10.7	(13.5)	-21.3	(9.3)	-1.9	(0.5)
Dänemark	21.3	(16.6)	5.3	(11.3)	-31.1	(7.3)	-2.2	(0.5)
Estland	15.0	(11.5)	-0.5	(11.2)	-0.9	(11.4)	-1.6	(0.3)
Finnland	22.4	(9.9)	c	c	-25.7	(28.0)	-2.4	(0.8)
Frankreich	w	w	w	w	w	w	w	w
Deutschland	28.3	(14.2)	12.9	(14.1)	-24.9	(17.9)	-0.9	(0.4)
Griechenland	5.1	(19.3)	-8.8	(14.3)	37.0	(20.4)	-1.0	(0.3)
Ungarn	31.1	(19.4)	1.1	(12.7)	-34.5	(17.9)	-1.1	(0.2)
Island	c	c	c	c	-18.4	(14.0)	-2.5	(2.4)
Irland	-23.1	(9.4)	c	c	-1.2	(12.8)	-2.7	(0.6)
Israel	-3.9	(14.1)	-43.9	(22.8)	-10.7	(15.5)	-2.3	(0.4)
Italien	-9.7	(8.7)	24.3	(8.5)	2.0	(9.0)	-1.8	(0.3)
Japan	-11.5	(19.8)	-53.6	(16.5)	32.1	(16.0)	c	c
Korea	3.1	(16.5)	-14.5	(19.6)	2.6	(21.2)	c	c
Luxemburg	-13.3	(11.3)	2.3	(12.1)	-21.2	(11.6)	-2.0	(0.4)
Mexiko	10.1	(8.0)	9.3	(6.0)	1.1	(8.3)	-1.0	(0.1)
Niederlande	65.4	(27.8)	-48.9	(15.0)	-5.8	(14.2)	-0.6	(0.5)
Neuseeland	-4.4	(11.6)	-50.4	(37.0)	25.9	(14.3)	-2.9	(0.8)
Norwegen	4.6	(9.6)	c	c	6.7	(9.3)	c	c
Polen	43.5	(10.2)	15.7	(13.4)	-1.6	(14.2)	-2.1	(0.2)
Portugal	-36.7	(33.3)	c	c	-16.3	(9.2)	-1.2	(0.1)
Slowak. Rep.	20.0	(8.8)	-10.5	(9.7)	-18.4	(11.8)	-2.0	(0.4)
Slowenien	46.7	(11.9)	4.4	(13.2)	3.4	(15.5)	-0.3	(0.3)
Spanien	-2.3	(11.1)	7.2	(7.3)	9.8	(5.2)	-1.6	(0.1)
Schweden	36.8	(19.2)	-6.2	(11.8)	23.6	(17.6)	-1.2	(0.9)
Schweiz	13.2	(6.5)	40.8	(6.9)	-10.9	(6.7)	-1.3	(0.2)
Türkei	72.2	(16.9)	1.1	(14.1)	4.1	(12.5)	-1.6	(0.4)
Ver. Königreich	42.5	(11.6)	-17.8	(12.2)	0.1	(9.4)	-5.4	(1.5)
Ver. Staaten	57.4	(20.7)	-20.8	(10.9)	17.0	(15.7)	-1.7	(0.3)
OECD-Durchschnitt	17.3	(2.7)	-4.9	(2.7)	-3.0	(2.5)	-2.3	(1.0)
Partnerländer								
Albanien	7.3	(11.4)	19.1	(11.8)	-16.0	(13.2)	-2.4	(0.6)
Argentinien	15.0	(21.6)	36.0	(14.8)	-30.2	(13.7)	-1.8	(0.2)
Aserbaidschan	-4.2	(10.1)	23.5	(11.7)	-7.4	(12.5)	-3.4	(1.0)
Brasilien	-3.3	(9.4)	25.0	(11.0)	-2.9	(6.6)	-1.6	(0.1)
Bulgarien	36.1	(14.5)	12.3	(15.4)	-14.2	(23.7)	-1.3	(0.2)
Kolumbien	8.0	(10.8)	25.9	(10.3)	-19.5	(13.7)	-1.7	(0.3)
Kroatien	58.3	(19.0)	9.5	(13.8)	20.5	(17.5)	-3.2	(0.5)
Dubai (VAE)	40.9	(11.9)	-37.8	(10.3)	-17.3	(10.8)	-1.7	(0.2)
Hongkong (China)	18.4	(11.0)	-2.3	(8.7)	-21.2	(9.2)	-2.8	(0.4)
Indonesien	11.1	(7.2)	15.7	(7.0)	-7.6	(7.3)	-0.6	(0.2)
Jordanien	-5.4	(11.6)	-3.4	(9.6)	6.7	(10.4)	-2.9	(0.8)
Kasachstan	-2.7	(10.1)	27.3	(15.5)	-5.3	(10.5)	-0.4	(1.2)
Kirgisistan	-16.2	(9.9)	-10.3	(9.1)	24.5	(9.6)	-1.0	(0.6)
Lettland	18.6	(7.3)	6.9	(8.6)	-17.6	(11.3)	-1.5	(0.3)
Litauen	19.4	(12.6)	7.0	(12.1)	-8.0	(9.2)	-1.6	(0.5)
Macau (China)	2.9	(10.5)	-14.1	(9.7)	3.9	(14.5)	-1.4	(0.2)
Montenegro	-16.9	(15.9)	c	c	4.0	(13.8)	-1.9	(0.4)
Panama	8.4	(16.6)	10.6	(17.7)	23.8	(13.8)	-1.5	(0.3)
Peru	30.2	(11.2)	10.8	(12.9)	-7.6	(11.5)	-2.1	(0.2)
Katar	44.9	(12.1)	-7.9	(11.8)	-12.4	(12.1)	-1.7	(0.2)
Rumänien	8.9	(13.3)	19.3	(15.5)	2.4	(19.8)	-0.8	(0.3)
Russ. Föderation	18.4	(9.5)	15.0	(16.1)	-5.5	(7.0)	-1.0	(0.3)
Serbien	-9.1	(14.6)	8.8	(12.0)	-10.1	(13.7)	-1.3	(0.2)
Shanghai (China)	34.6	(8.6)	-27.7	(15.8)	-11.9	(11.6)	-1.2	(0.5)
Singapur	31.0	(11.7)	c	c	-2.6	(12.2)	-3.0	(1.1)
Chinesisch Taipeh	33.1	(10.8)	-36.2	(11.3)	13.6	(18.4)	-3.3	(2.7)
Thailand	8.5	(6.3)	11.2	(8.3)	16.1	(9.4)	-0.8	(0.3)
Trinidad und Tobago	11.9	(9.5)	-8.0	(12.0)	-29.0	(14.5)	-3.7	(0.2)
Tunesien	7.0	(6.8)	-6.5	(6.6)	7.7	(9.4)	-1.2	(0.1)
Uruguay	6.6	(12.1)	21.6	(10.1)	1.6	(11.2)	-1.5	(0.1)

Anmerkung: Statistisch signifikante Werte sind durch Fettdruck gekennzeichnet (siehe Anhang A3).

1. Mehr-Ebenen-Regressionsmodell (Schüler- und Schulebene): Die Leistung im Bereich Lesekompetenz ist auf die in dieser Tabelle dargestellten Variablen der Schulpolitiken und -praktiken regressiert.

StatLink  <http://dx.doi.org/10.1787/888932343285>



[Teil 1/2]

Zusammenhang zwischen den Schulpolitiken zur Selektion und Gruppierung von Schülern und den Schülerleistungen im Bereich Lesekompetenz unter Berücksichtigung des sozio-ökonomischen und demografischen Hintergrunds der Schüler und der Schulen

Tabelle IV.2.2c

	Schulpolitiken zur Selektion und Gruppierung von Schülern ¹								Sozioökonomischer und demografischer Hintergrund der Schüler ¹									
	Schulen mit hoher Selektivität bei der Aufnahme von Schülern		Schulen, die mit hoher Wahrscheinlichkeit Schüler mit schwachen Leist., Verhaltensproblemen oder spez. Lernbedürfnissen abschnellen		Schulen mit Einteilung in Leistungsgruppen in allen Fächern		Prozentsatz der Klassenwiederholer		Schüler ist weiblich		Schüler ohne Migrationshintergrund		Vom Schüler zu Hause gesprochene Sprache ist mit der Testsprache identisch		PISA-Index des wirtschaftl., sozialen und kulturellen Status der Schüler (Anstieg um 1 Einheit)		PISA-Index des wirtschaftl., sozialen und kulturellen Status der Schüler (quadrant)	
	Punktzahlveränd.	S.E.	Punktzahlveränd.	S.E.	Punktzahlveränd.	S.E.	Punktzahlveränd.	S.E.	Punktzahlveränd.	S.E.	Punktzahlveränd.	S.E.	Punktzahlveränd.	S.E.	Punktzahlveränd.	S.E.	Punktzahlveränd.	S.E.
OECD-Länder																		
Australien	0.5	(6.1)	-18.3	(11.4)	15.5	(15.9)	24.2	(35.9)	37.7	(2.3)	-5.8	(2.5)	23.2	(4.2)	27.3	(1.7)	-3.0	(1.0)
Österreich	18.1	(10.5)	19.0	(10.1)	-15.8	(12.3)	-0.5	(0.2)	21.1	(3.4)	13.0	(4.6)	16.3	(5.4)	8.1	(2.0)	0.1	(1.3)
Belgien	7.1	(9.3)	0.8	(6.3)	-6.0	(7.7)	-0.1	(0.2)	19.1	(2.1)	17.3	(2.7)	6.3	(3.3)	12.1	(1.4)	1.5	(0.9)
Kanada	3.4	(3.8)	0.6	(5.5)	-3.4	(5.6)	-0.7	(0.1)	35.2	(2.0)	3.8	(2.6)	18.2	(4.4)	19.0	(1.3)	3.2	(1.0)
Chile	8.7	(5.4)	8.2	(6.2)	-4.6	(5.7)	-1.0	(0.1)	18.3	(3.1)	0.7	(7.6)	55.9	(17.7)	9.8	(1.9)	0.6	(0.8)
Tschech. Rep.	21.5	(6.2)	-9.0	(8.2)	-7.7	(11.8)	-0.5	(0.5)	35.1	(2.6)	13.0	(3.8)	-1.2	(10.5)	15.4	(2.0)	-2.9	(1.6)
Dänemark	20.7	(8.4)	13.1	(5.1)	-5.6	(6.5)	-1.5	(0.3)	29.3	(2.9)	13.9	(3.6)	20.3	(5.9)	27.2	(1.7)	-0.3	(1.1)
Estland	5.2	(7.8)	-0.5	(12.1)	-11.8	(8.4)	-1.3	(0.3)	43.4	(2.9)	14.4	(3.5)	27.1	(7.0)	17.0	(2.1)	1.4	(1.9)
Finnland	11.2	(10.8)	c	c	c	c	-1.8	(0.7)	56.5	(2.5)	13.4	(5.6)	46.9	(7.3)	27.2	(1.9)	-1.1	(1.6)
Frankreich	w	w	w	w	w	w	w	w	w	w	w	w	w	w	w	w	w	w
Deutschland	15.2	(8.2)	11.3	(8.3)	-4.4	(11.0)	-0.2	(0.2)	29.9	(2.5)	15.7	(3.5)	3.5	(6.0)	9.2	(1.5)	-1.1	(0.9)
Griechenland	-8.7	(14.9)	-1.0	(11.4)	c	c	-0.4	(0.3)	36.2	(3.1)	0.9	(3.6)	15.6	(13.9)	15.8	(1.7)	2.4	(1.3)
Ungarn	27.2	(13.4)	-10.6	(9.1)	c	c	-0.5	(0.2)	24.1	(2.6)	-8.7	(4.6)	16.7	(8.6)	8.6	(1.6)	0.8	(1.0)
Island	c	c	c	c	-14.0	(10.5)	-2.7	(1.7)	45.8	(3.3)	4.4	(5.3)	48.6	(12.0)	28.4	(2.7)	-3.8	(1.6)
Irland	-10.9	(8.0)	c	c	-1.2	(12.9)	-1.6	(0.5)	35.2	(4.4)	-4.8	(3.9)	31.3	(10.3)	26.9	(2.1)	-1.9	(1.5)
Israel	5.6	(11.0)	-43.4	(16.4)	-22.1	(12.2)	-1.6	(0.4)	33.4	(3.8)	-2.9	(4.0)	1.5	(2.1)	22.1	(2.6)	3.9	(1.3)
Italien	-3.2	(8.1)	13.4	(7.7)	-2.2	(7.7)	-0.9	(0.2)	27.3	(1.7)	15.6	(2.6)	5.8	(6.6)	5.3	(0.8)	-0.9	(0.9)
Japan	-14.8	(14.5)	-26.6	(13.9)	-11.8	(7.5)	c	c	28.2	(2.8)	3.4	(9.2)	75.6	(28.5)	4.4	(2.5)	-0.5	(2.3)
Korea	29.4	(9.7)	-0.3	(13.5)	6.7	(15.2)	c	c	43.1	(5.7)	3.1	(11.6)	55.0	(37.1)	18.8	(2.7)	0.1	(1.4)
Luxemburg	4.0	(7.4)	7.1	(7.8)	-0.5	(8.8)	-1.1	(0.2)	37.1	(3.2)	28.6	(3.5)	24.2	(4.9)	16.7	(2.9)	-1.6	(1.2)
Mexiko	2.6	(6.9)	-2.3	(4.9)	-3.7	(6.5)	-0.7	(0.1)	21.7	(1.9)	24.6	(3.5)	20.1	(5.4)	8.5	(1.4)	1.6	(0.5)
Niederlande	35.2	(13.6)	-24.5	(12.9)	6.4	(9.5)	-0.7	(0.3)	19.3	(1.7)	5.9	(2.7)	12.2	(6.6)	5.2	(1.6)	0.2	(1.1)
Neuseeland	-9.2	(5.8)	c	c	11.2	(11.4)	0.7	(0.6)	49.5	(4.5)	-7.0	(3.6)	46.5	(5.6)	34.9	(2.8)	0.0	(2.4)
Norwegen	3.1	(12.0)	c	c	1.1	(8.0)	c	c	48.3	(3.5)	10.9	(5.4)	37.1	(7.9)	28.7	(3.1)	-1.9	(2.0)
Polen	3.9	(8.3)	-1.1	(6.6)	2.7	(10.0)	-1.5	(0.2)	53.0	(3.4)	22.0	(23.0)	48.7	(16.7)	31.3	(1.8)	-3.5	(1.4)
Portugal	-25.9	(19.5)	c	c	-10.4	(6.8)	-0.8	(0.1)	34.3	(2.6)	-2.1	(3.1)	13.4	(8.1)	18.0	(1.4)	-0.7	(0.7)
Slowak. Rep.	5.8	(6.9)	-5.0	(6.6)	-7.6	(10.8)	-0.9	(0.4)	43.2	(2.9)	1.0	(5.4)	27.0	(7.5)	18.0	(1.9)	-3.5	(1.2)
Slowenien	15.3	(7.5)	8.5	(9.7)	-0.3	(17.0)	-0.4	(0.4)	31.8	(2.3)	8.0	(3.2)	5.7	(5.2)	3.4	(1.2)	1.1	(1.1)
Spanien	-1.6	(10.7)	4.7	(5.9)	5.0	(5.6)	-0.9	(0.1)	29.7	(1.7)	23.6	(2.4)	11.5	(3.5)	19.8	(1.0)	-0.8	(0.6)
Schweden	20.9	(10.6)	8.5	(13.7)	10.1	(8.8)	-0.1	(0.5)	46.3	(3.0)	7.6	(4.1)	29.8	(6.4)	32.1	(2.1)	-1.3	(1.0)
Schweiz	12.4	(5.0)	24.3	(6.1)	-7.2	(5.5)	-0.9	(0.1)	32.1	(2.3)	11.3	(2.8)	19.6	(3.5)	18.3	(1.6)	-0.4	(1.4)
Türkei	24.5	(9.9)	-15.3	(9.0)	9.4	(7.6)	-1.0	(0.3)	30.7	(2.9)	-2.2	(7.4)	3.4	(11.4)	7.3	(2.3)	-0.3	(0.9)
Ver. Königreich	8.7	(7.6)	-0.1	(6.0)	3.3	(6.2)	-1.6	(0.8)	25.2	(3.1)	-6.7	(4.4)	17.7	(6.6)	26.0	(2.0)	0.5	(1.6)
Ver. Staaten	5.7	(8.8)	-1.2	(8.4)	24.3	(9.1)	-1.0	(0.3)	28.2	(4.1)	-3.2	(7.6)	6.5	(8.0)	23.5	(2.4)	-1.9	(3.0)
OECD-Durchschnitt	7.6	(1.7)	-1.5	(1.8)	1.5	(1.8)	-0.1	(1.2)	34.2	(0.5)	7.0	(1.1)	23.9	(2.0)	18.0	(0.3)	-0.4	(0.2)
Partnerländer																		
Albanien	-3.2	(8.5)	18.6	(10.1)	-1.2	(10.9)	-1.3	(0.5)	57.5	(4.1)	23.4	(11.8)	15.6	(16.3)	21.0	(3.6)	3.5	(1.5)
Argentinien	-2.3	(10.2)	12.4	(9.1)	-18.5	(8.9)	-1.2	(0.2)	30.8	(3.2)	1.4	(5.3)	44.9	(17.2)	12.5	(2.1)	1.6	(1.0)
Aserbaidschan	-0.9	(10.1)	21.5	(11.5)	-12.5	(11.7)	-2.9	(1.0)	22.7	(2.4)	3.0	(5.0)	-1.8	(6.2)	11.4	(2.1)	1.6	(1.0)
Brasilien	-2.1	(7.4)	9.6	(5.8)	-3.3	(4.7)	-1.0	(0.1)	28.3	(2.0)	11.5	(9.1)	31.9	(12.6)	8.2	(1.9)	1.5	(0.7)
Bulgarien	20.3	(9.9)	5.6	(9.5)	-15.4	(11.9)	-0.4	(0.2)	47.6	(3.8)	28.4	(8.0)	28.3	(6.8)	13.6	(2.3)	1.3	(1.4)
Kolumbien	-11.8	(6.4)	4.3	(5.0)	-10.0	(7.8)	-0.5	(0.2)	10.6	(3.0)	18.9	(8.0)	61.0	(21.8)	13.0	(2.7)	1.3	(0.9)
Kroatien	48.3	(12.8)	-6.6	(8.1)	-1.4	(7.4)	-1.9	(0.4)	35.7	(3.5)	3.5	(2.5)	-7.3	(9.1)	10.6	(1.9)	-3.6	(1.2)
Dubai (VAE)	8.8	(8.2)	-22.0	(8.6)	-15.9	(9.1)	-0.9	(0.2)	28.1	(4.6)	-32.3	(3.5)	20.1	(3.0)	19.0	(1.9)	2.6	(1.1)
Hongkong (China)	14.3	(9.1)	8.8	(7.4)	-6.4	(8.7)	-1.3	(0.5)	25.9	(2.8)	-8.9	(2.4)	25.4	(6.8)	2.4	(2.1)	-1.3	(0.9)
Indonesien	3.9	(6.6)	12.4	(6.5)	-7.2	(6.7)	-0.5	(0.2)	28.9	(1.8)	17.9	(11.2)	-5.2	(2.7)	6.9	(2.8)	1.4	(0.8)
Jordanien	-3.7	(9.3)	7.9	(7.5)	2.6	(8.1)	-1.7	(0.7)	47.8	(9.5)	-5.8	(3.8)	25.4	(8.4)	20.2	(2.3)	1.3	(1.1)
Kasachstan	-13.5	(8.0)	2.7	(10.9)	-7.1	(8.2)	-0.2	(1.4)	41.5	(2.6)	-12.0	(4.9)	2.0	(4.8)	17.2	(2.5)	-2.1	(1.4)
Kirgisistan	-7.4	(8.7)	-5.3	(7.7)	13.0	(8.2)	-0.7	(0.6)	50.5	(3.0)	-13.0	(5.6)	-3.0	(4.9)	19.9	(2.4)	2.6	(1.2)
Lettland	7.9	(5.9)	1.8	(7.3)	-17.0	(7.0)	-1.0	(0.3)	46.4	(2.9)	0.9	(3.3)	2.9	(9.0)	19.6	(2.5)	-0.6	(1.6)
Litauen	-4.3	(11.7)	6.7	(9.2)	-12.6	(7.8)	-0.2	(0.4)	54.8	(2.7)	-1.4	(4.8)	12.5	(7.9)	19.1	(1.7)	-0.1	(1.2)
Macau (China)	-0.4	(7.5)	-4.6	(7.6)	0.8	(12.7)	-1.3	(0.2)	22.0	(2.1)	-10.1	(2.7)	55.1	(6.8)	7.1	(2.1)	0.0	(1.0)
Montenegro	-15.4	(9.0)	c	c	15.6	(9.6)	-0.3	(0.4)	42.0	(3.6)	-6.8	(2.8)	6.5	(11.2)	13.1	(1.5)	0.7	(1.4)
Panama	10.8	(10.7)	-6.8	(12.3)	26.5	(9.3)	-1.0	(0.2)	18.8	(4.8)	3.2	(6.1)	13.5	(10.6)	7.3	(3.4)	1.7	(1.0)
Peru	11.4	(8.8)	-1.4	(7.4)	-1.0	(6.6)	-0.9	(0.2)	11.5	(3.2)	21.2	(10.3)	28.0	(7.6)	11.6	(2.7)	1.1	(0.8)
Katar	19.5	(10.1)	-5.0	(9.2)	-8.7	(9.9)	-1.0	(0.2)	36.3	(6.2)	-38.7	(2.8)	19.9	(3.1)	8.1	(1.5)	1.7	(0.9)
Rumänien	9.1	(9.7)	2.7	(12.1)	-13.2	(13.8)	-0.1	(0.3)	16.1	(3.9)	20.0	(10.0)	13.3	(7.8)	11.2	(2.2)	0.1	(1.2)
Russ. Föderation	11.3	(7.6)	-0.4	(10.5)	-3.6	(5.9)	-0.1	(0.3)	41.6	(2.6)	1.4	(2.9)	20.9	(5.8)	21.2	(2.0)	-1.8	(1.7)
Serbien	-10.2	(13.2)	10.4	(11.9)	-1.7	(12.4)	-0.7	(0.3)	27.5	(2.8)	-5.9	(3.5)	3.6	(10.3)	7.8	(1.8)	1.2	(1.2)
Shanghai (China)	13.5	(4.9)	3.1	(7.3)	3.8	(10.7)	-0.7	(0.3)	33.5	(2.3)	21.0	(8.7)	31.2	(9.5)	5.3	(1.8)	0.7	(1.2)
Singapur	4.5	(7.4)	c	c	5.5	(6.3)	-1.2	(0.6)	26.3	(2.3)	-1.0	(3.0)	25.2	(3.4)	17.4	(2.6)	-2.5	(1.3)
Chinesisch Taipeh	13.6	(9.4)	-20.3	(10.6)	-3.7	(17.8)	-2.7	(1.7)	45.9	(4.2)	17.2	(10.2)	8.5	(5.0)	20.3	(3.0)	0.7	(1.8)
Thailand	6.1	(7.2)	8.7	(7.6)	9.8	(7.8)	-0.6	(0.2)	35.7	(3.0)	38.3	(11.8)	-15.9	(4.1)	5.1	(2.9)	0.3	(1.0)
Trinidad und Tobago	6.3	(7.5)	-2.6	(9.9)	-10.5	(12.2)	-2.2	(0.3)	46.6	(2.4)	-5.4	(3.3)	31.8	(7.5)	4.5	(2.2)	1.0	(1.1)
Tunesien	4.1	(5.6)	-2.3	(5.1)	1.2	(8.6)	-1.0	(0.1)	22.3	(2.3)	20.2	(8.3)	-24.9	(18.3)	2.6	(2.6)	-0.3	(0.8)
Uruguay	-1.5	(9.5)	-5.2	(9.8)	-5.9	(8.0)	-0.7	(0.1)	39.0	(3.0)	-2.7	(6.2)	14.3	(9.7)	15.5	(2.0)	0.0	(0.9)


Anmerkung: Statistisch signifikante Werte sind durch Fettdruck gekennzeichnet (siehe Anhang A3).
 1. Mehr-Ebenen-Regressionsmodell (Schüler- und Schulebene): Die Leistung im Bereich Lesekompetenz ist auf die in dieser Tabelle dargestellten Variablen der Schulpolitiken und -praktiken sowie des sozioökonomischen und demografischen Hintergrunds regressiert.
 StatLink [http://dx.doi](http://dx.doi.org/10.1787/888932343285)

[Teil 2/2]

Zusammenhang zwischen den Schulpolitiken zur Selektion und Gruppierung von Schülern und den Schülerleistungen im Bereich Lesekompetenz unter Berücksichtigung des sozio-ökonomischen und demografischen Hintergrunds der Schüler und der Schulen

Tabelle IV.2.2c

	Sozioökonomischer und demografischer Hintergrund der Schule ¹										
	Schuldurchschnitt auf dem PISA-Index des wirtschaftl., sozialen und kulturellen Status (Anstieg um 1 Einheit)		Schulgröße (je 100 Schüler)		Schulgröße (je 100 Schüler) (quadratiert)		Schule in Kleinstadt oder Dorf (bis 15 000 Einwohner)		Schule in einer Großstadt (ab 100 000 Einwohner)		
	Punkt-zahl- veränd.	S.E.	Punkt- zahl- veränd.	S.E.	Punkt- zahl- veränd.	S.E.	Punkt- zahl- veränd.	S.E.	Punkt- zahl- veränd.	S.E.	
OECD-Länder	Australien	59.9	(7.4)	0.3	(2.5)	0.0	(0.1)	2.9	(7.5)	7.3	(5.4)
	Österreich	51.4	(12.2)	8.9	(3.1)	-0.4	(0.2)	-16.7	(10.8)	-0.6	(12.5)
	Belgien	98.1	(9.0)	7.0	(2.4)	-0.3	(0.1)	10.2	(8.1)	-7.3	(8.6)
	Kanada	24.3	(6.5)	1.6	(1.2)	0.0	(0.1)	-0.1	(5.1)	1.0	(4.1)
	Chile	26.1	(3.7)	1.0	(1.0)	0.0	(0.0)	6.1	(9.2)	-1.9	(6.4)
	Tschech. Rep.	113.5	(8.1)	4.2	(3.7)	-0.3	(0.3)	14.4	(6.7)	-12.0	(7.1)
	Dänemark	38.4	(5.0)	2.4	(2.5)	-0.3	(0.2)	-5.8	(3.9)	8.1	(5.7)
	Estland	33.1	(11.2)	1.6	(2.1)	-0.1	(0.1)	7.6	(9.0)	3.2	(9.4)
	Finnland	26.2	(12.2)	-1.8	(1.8)	0.1	(0.0)	-1.4	(5.0)	0.4	(6.0)
	Frankreich	w	w	w	w	w	w	w	w	w	w
	Deutschland	95.6	(9.1)	9.5	(2.4)	-0.3	(0.1)	19.1	(9.5)	-1.8	(10.0)
	Griechenland	44.8	(11.7)	-25.8	(16.8)	3.7	(2.5)	17.9	(16.6)	-8.8	(18.5)
	Ungarn	50.1	(8.1)	5.1	(2.7)	-0.2	(0.1)	-1.8	(10.5)	-4.0	(9.0)
	Island	23.9	(12.4)	-6.7	(6.2)	0.3	(0.8)	4.9	(9.1)	-3.4	(10.6)
	Irland	42.5	(6.7)	2.6	(4.8)	-0.2	(0.3)	6.1	(6.5)	4.7	(8.2)
	Israel	73.3	(13.4)	10.9	(4.9)	-0.5	(0.2)	37.5	(15.1)	5.9	(14.9)
	Italien	42.8	(10.5)	8.0	(2.5)	-0.2	(0.1)	7.3	(11.6)	-1.6	(8.3)
	Japan	140.7	(20.9)	1.1	(4.6)	0.1	(0.2)	8.4	(13.8)	-22.3	(12.2)
	Korea	63.4	(8.6)	4.9	(4.4)	-0.2	(0.2)	-29.4	(16.5)	-28.0	(12.1)
	Luxemburg	50.8	(8.4)	-0.3	(1.9)	0.0	(0.1)	5.2	(7.6)	-34.7	(19.6)
	Mexiko	17.4	(4.6)	0.8	(0.6)	0.0	(0.0)	-6.1	(7.0)	8.6	(6.6)
	Niederlande	61.5	(14.8)	8.2	(2.6)	-0.2	(0.1)	-20.5	(11.2)	7.9	(10.1)
	Neuseeland	58.2	(9.7)	4.5	(1.8)	-0.1	(0.1)	12.3	(8.7)	5.9	(6.5)
	Norwegen	31.6	(16.0)	-3.3	(10.3)	0.2	(1.4)	-9.2	(6.7)	-3.2	(7.5)
	Polen	20.5	(6.7)	3.7	(4.9)	-0.1	(0.6)	-1.6	(7.0)	-12.1	(7.3)
	Portugal	10.5	(4.7)	0.4	(2.1)	0.0	(0.1)	1.0	(5.4)	10.7	(5.5)
	Slowak. Rep.	55.6	(12.8)	-0.8	(4.3)	0.2	(0.3)	-2.1	(7.8)	-5.4	(8.9)
	Slowenien	61.1	(11.5)	17.4	(4.2)	-1.1	(0.5)	7.3	(10.3)	-9.9	(8.0)
Spanien	5.9	(4.7)	-0.4	(1.3)	0.0	(0.1)	-2.8	(3.9)	10.1	(4.5)	
Schweden	49.3	(13.1)	-4.3	(3.3)	0.3	(0.2)	1.1	(7.4)	5.9	(9.0)	
Schweiz	45.9	(9.3)	2.2	(0.7)	0.0	(0.0)	-6.8	(7.7)	-10.2	(9.9)	
Türkei	38.9	(7.7)	-6.1	(2.7)	0.1	(0.1)	-12.9	(12.1)	14.2	(12.8)	
Ver. Königreich	62.8	(6.7)	1.7	(2.2)	0.0	(0.1)	8.0	(5.9)	0.8	(6.7)	
Ver. Staaten	52.3	(14.4)	-1.1	(1.7)	0.0	(0.0)	7.2	(16.2)	18.6	(19.7)	
OECD-Durchschnitt	50.6	(1.8)	1.7	(0.8)	0.0	(0.1)	2.0	(1.7)	-1.6	(1.8)	
Partnerländer	Albanien	27.9	(9.3)	-8.5	(3.8)	0.7	(0.3)	-4.1	(12.3)	12.5	(13.0)
	Argentinien	39.6	(6.4)	2.9	(2.2)	-0.1	(0.1)	-7.2	(14.0)	10.6	(12.9)
	Aserbaidschan	25.5	(11.4)	-3.1	(4.1)	0.2	(0.2)	-4.8	(16.0)	-11.8	(14.9)
	Brasilien	35.8	(4.0)	-0.9	(0.9)	0.0	(0.0)	2.4	(7.1)	2.1	(5.5)
	Bulgarien	52.8	(10.2)	1.4	(3.7)	0.1	(0.3)	7.1	(10.6)	20.7	(11.4)
	Kolumbien	43.2	(3.8)	0.2	(0.7)	0.0	(0.0)	17.2	(7.2)	-3.2	(6.4)
	Kroatien	70.4	(6.4)	6.8	(2.7)	-0.2	(0.2)	10.8	(8.3)	-18.5	(6.8)
	Dubai (VAE)	52.2	(9.1)	0.7	(0.5)	0.0	(0.0)	11.2	(19.8)	15.1	(18.1)
	Hongkong (China)	25.7	(8.6)	5.8	(7.9)	0.2	(0.4)	a	a	a	a
	Indonesien	19.4	(5.7)	3.1	(3.3)	0.0	(0.3)	2.4	(7.9)	13.2	(9.4)
	Jordanien	6.1	(12.0)	-5.4	(4.1)	0.4	(0.2)	-9.5	(10.4)	-4.6	(9.4)
	Kasachstan	51.1	(9.8)	-6.0	(1.5)	0.1	(0.1)	-17.3	(12.9)	9.3	(12.6)
	Kirgisistan	37.8	(11.2)	0.2	(2.6)	0.0	(0.1)	-2.5	(12.6)	44.5	(17.7)
	Lettland	14.0	(11.6)	-1.6	(3.1)	0.3	(0.2)	6.0	(8.2)	7.0	(9.9)
	Litauen	45.6	(10.2)	-4.0	(3.4)	0.4	(0.2)	6.5	(9.7)	-12.2	(9.8)
	Macao (China)	15.7	(8.1)	1.7	(1.3)	0.0	(0.0)	a	a	a	a
	Montenegro	54.8	(16.3)	-9.4	(5.0)	0.6	(0.3)	-6.0	(10.5)	-16.8	(12.3)
	Panama	29.5	(10.0)	3.9	(2.0)	-0.1	(0.1)	-24.5	(12.7)	14.1	(11.8)
	Peru	38.1	(6.2)	3.1	(1.3)	-0.1	(0.0)	-6.3	(8.6)	5.3	(8.9)
	Katar	44.1	(11.8)	3.8	(1.1)	0.0	(0.0)	5.3	(13.3)	7.4	(13.6)
	Rumänien	37.7	(10.3)	-5.5	(5.5)	0.2	(0.3)	13.6	(10.8)	22.0	(13.2)
	Russ. Föderation	46.3	(8.9)	-12.6	(2.8)	0.9	(0.2)	7.3	(9.6)	8.0	(8.9)
	Serbien	34.2	(22.5)	-4.9	(2.7)	0.2	(0.1)	-1.0	(11.4)	0.8	(10.2)
	Shanghai (China)	45.6	(4.9)	0.6	(0.7)	0.0	(0.0)	a	a	a	a
	Singapur	84.1	(8.1)	8.4	(3.3)	-0.1	(0.1)	a	a	a	a
	Chinesisch Taipeh	37.3	(15.6)	0.5	(0.8)	0.0	(0.0)	-18.9	(16.4)	2.5	(8.1)
	Thailand	17.9	(6.7)	-0.3	(1.3)	0.0	(0.0)	-0.5	(15.6)	4.5	(10.0)
	Trinidad und Tobago	77.6	(9.8)	9.7	(6.8)	-0.7	(0.5)	-8.0	(7.0)	a	a
Tunesien	15.9	(3.7)	5.7	(1.9)	-0.3	(0.1)	0.3	(4.8)	12.8	(7.7)	
Uruguay	27.2	(5.2)	1.1	(1.0)	0.0	(0.0)	15.2	(8.3)	19.6	(5.8)	

Anmerkung: Statistisch signifikante Werte sind durch Fettdruck gekennzeichnet (siehe Anhang A3).
 1. Mehr-Ebenen-Regressionsmodell (Schüler- und Schulebene): Die Leistung im Bereich Lesekompetenz ist auf die in dieser Tabelle dargestellten Variablen der Schulpolitiken und -praktiken sowie des sozioökonomischen und demografischen Hintergrunds regressiert.
 StatLink  <http://dx.doi.org/10.1787/888932343285>




[Teil 1/1]

Politiken der Schulsysteme in Bezug auf Abschulung und Gruppierung von Schülern und Zusammenhang zwischen Leistungen im Bereich Lesekompetenz und sozioökonomischem Hintergrund der Schüler und der Schulen

Tabelle IV.2.3

	Modell für das Alter der ersten Selektion (Schätzungen der OLS-Regression)		Modell für die Abschulung (Schätzungen der OLS-Regression)	
	Koeff.	S.E.	Koeff.	S.E.
PISA-Index des wirtschaftlichen, sozialen und kulturellen Status (ESCS) der Schüler	20.70	(0.30)	22.35	(0.36)
x Zusätzliches Jahr der Selektion vor dem Alter von 15 Jahren	-2.53	(0.15)		
x Prozentsatz der Schüler in Schulen, die Schüler mit schwachen Leistungen, Verhaltensproblemen oder speziellen Lernbedürfnissen abschulen (je zusätzliche 10%)			-2.47	(0.14)
Schuldurchschnitt auf dem PISA-Index des wirtschaftlichen, sozialen und kulturellen Status	43.80	(1.13)	47.32	(1.27)
x Zusätzliches Jahr der Selektion vor dem Alter von 15 Jahren	10.83	(0.56)		
x Prozentsatz der Schüler in Schulen, die Schüler mit schwachen Leistungen, Verhaltensproblemen oder speziellen Lernbedürfnissen abschulen (je zusätzliche 10%)			5.08	(0.44)
Schüler ist weiblich	35.88	(0.51)	36.14	(0.50)
Vom Schüler zu Hause gesprochene Sprache ist mit der Testsprache identisch	15.84	(1.27)	16.00	(1.25)
Schüler ohne Migrationshintergrund	11.69	(1.17)	12.23	(1.19)
Schule in einer Großstadt (ab 100 000 Einwohner)	-1.44	(1.21)	-1.96	(1.21)
Schule in Kleinstadt oder Dorf (bis 15 000 Einwohner)	2.81	(1.14)	2.97	(1.15)
Schulgröße (je 100 Schüler)	1.63	(0.14)	1.66	(0.14)
Schulgröße (je 100 Schüler) (quadriert)	-0.01	(0.00)	-0.02	(0.00)
N	267 553		267 553	

Anmerkung: Auf der 5%-Ebene ($p < 0,05$) statistisch signifikante Werte sind in Fettdruck gekennzeichnet. Die Modelle beinhalten länderspezifische Konstanten, enthalten keine Interzeptschätzung, werden nur für die OECD-Länder durchgeführt und verwenden BRR-Gewichtungen zur Berücksichtigung des Stichprobenaufbaus. Alle Länder werden gleich gewichtet.

StatLink  <http://dx.doi.org/10.1787/888932343285>

[Teil 1/2]
Varianz der Leistungen im Bereich Lesekompetenz innerhalb und zwischen den Schulen und durch Merkmale der Schulverwaltung erklärte Varianz

Tabelle IV.2.4a

	Varianz		Verbleibende Varianz						Varianzzerlegung, ausgedrückt als Prozentsatz der durchschnittlichen Varianz der Schülerleistungen im OECD-Vergleich			
			Modell mit demografischem und sozioök. Hintergrund ²		Modell mit Schulpolitiken und -praktiken ³		Modell mit demografischem und sozioök. Hintergrund sowie den Schulpolitiken und -praktiken ⁴		Gesamtvarianz der Schülerleistungen	Varianz innerhalb der Schulen als Prozentsatz der Gesamtvarianz	Varianz zwischen den Schulen als Prozentsatz der Gesamtvarianz	
	Empty Model (oder Nullmodell) ¹											
	Innerh. d. Sch.	Zwisch. d. Sch.	Innerh. d. Sch.	Zwisch. d. Sch.	Innerh. d. Sch.	Zwisch. d. Sch.	Innerh. d. Sch.	Zwisch. d. Sch.	%	%	%	
OECD-Länder												
Australien	7 631	2 692	6 997	880	7 702	1 849	6 998	847	112	83	29	
Österreich	4 454	5 588	4 255	2 262	4 434	5 707	4 257	2 221	108	48	60	
Belgien	4 833	5 343	4 612	1 643	4 832	6 195	4 610	1 470	111	53	58	
Kanada	6 780	1 877	6 238	986	6 784	1 582	6 233	940	94	74	20	
Chile	4 005	4 893	3 886	1 219	4 002	2 928	3 883	1 055	97	44	53	
Tschech. Rep.	4 428	4 249	4 136	1 135	4 456	3 823	4 136	1 100	94	48	46	
Dänemark	6 012	1 134	5 254	328	6 009	1 085	5 254	311	78	65	12	
Estland	5 595	1 557	4 991	681	5 595	1 385	4 986	644	78	61	17	
Finnland	6 993	665	5 641	458	6 994	609	5 645	445	83	76	7	
Frankreich	w	w	w	w	w	w	w	w	w	w	w	
Deutschland	3 890	5 890	3 558	1 708	3 868	4 193	3 563	1 474	106	42	64	
Griechenland	5 558	4 745	5 126	2 165	5 552	4 068	5 120	2 040	112	60	52	
Ungarn	2 923	5 846	2 792	1 717	2 923	5 513	2 791	1 719	95	32	64	
Island	8 186	1 348	7 186	1 015	8 186	1 282	7 198	918	104	89	15	
Irland	6 966	2 805	6 408	1 145	7 001	1 983	6 402	1 003	106	76	30	
Israel	6 615	6 250	6 312	3 230	6 648	6 550	6 320	3 251	140	72	68	
Italien	4 085	6 695	3 905	2 880	4 084	6 332	3 904	2 814	117	44	73	
Japan	5 386	5 087	5 248	2 255	5 420	5 486	5 252	1 797	114	59	55	
Korea	5 283	2 741	4 829	1 038	5 290	2 348	4 828	846	87	57	30	
Luxemburg	6 906	5 335	6 112	610	6 952	3 274	6 106	567	133	75	58	
Mexiko	3 869	3 583	3 723	1 964	3 884	2 689	3 724	1 920	81	42	39	
Niederlande	2 795	5 107	2 670	2 224	2 795	4 821	2 670	2 034	86	30	55	
Neuseeland	8 228	2 622	6 974	530	8 235	2 263	6 982	493	118	89	28	
Norwegen	7 598	874	6 455	669	7 585	833	6 440	634	92	83	9	
Polen	6 869	1 585	5 582	458	6 869	1 212	5 594	439	92	75	17	
Portugal	5 191	2 565	4 666	883	5 197	2 252	4 663	836	84	56	28	
Slowak. Rep.	4 565	2 989	3 972	1 151	4 566	2 815	3 973	1 148	82	50	32	
Slowenien	3 102	4 142	2 941	1 818	3 084	4 049	2 940	1 690	79	34	45	
Spanien	6 048	1 690	5 390	816	6 053	1 323	5 393	796	84	66	18	
Schweden	8 290	1 877	7 007	605	8 280	1 558	7 017	590	110	90	20	
Schweiz	5 652	2 740	5 115	1 100	5 667	2 343	5 118	942	91	61	30	
Türkei	3 245	6 536	2 958	1 375	3 247	3 872	2 959	1 182	106	35	71	
Ver. Königreich	6 684	2 775	6 275	635	6 731	2 078	6 282	579	103	73	30	
Ver. Staaten	6 476	3 638	6 041	838	6 514	2 136	6 033	823	110	70	40	
OECD-Durchschnitt	5 591	3 616	5 054	1 318	5 619	3 043	5 069	1 199	100	61	39	
Partnerländer												
Albanien	7 105	3 127	6 150	1 339	7 116	2 129	6 152	1 291	111	77	34	
Argentinien	5 523	8 456	5 201	3 238	5 520	5 434	5 195	2 692	152	60	92	
Aserbaidschan	3 459	2 490	3 287	2 054	3 464	2 306	3 288	1 989	65	38	27	
Brasilien	4 702	4 417	4 514	1 770	4 727	2 829	4 510	1 637	99	51	48	
Bulgarien	6 439	6 418	5 794	2 053	6 437	5 366	5 787	1 804	140	70	70	
Kolumbien	4 813	3 162	4 711	688	4 845	2 079	4 710	574	87	52	34	
Kroatien	4 473	4 045	4 183	1 391	4 488	3 602	4 176	1 013	93	49	44	
Dubai (VAE)	5 439	5 732	5 121	2 472	5 411	4 256	5 101	2 160	121	59	62	
Hongkong (China)	4 360	3 143	4 183	1 270	4 355	2 822	4 183	1 185	82	47	34	
Indonesien	2 298	1 749	2 117	1 181	2 301	1 656	2 117	1 173	44	25	19	
Jordanien	5 461	3 312	5 186	1 727	5 487	2 915	5 194	1 423	95	59	36	
Kasachstan	5 078	2 887	4 456	1 542	5 079	2 261	4 453	1 483	87	55	31	
Kirgisistan	5 901	3 266	5 126	1 398	5 922	2 659	5 119	1 208	100	64	35	
Lettland	5 200	1 391	4 491	634	5 201	1 336	4 490	596	72	57	15	
Litauen	5 190	1 864	4 263	828	5 189	1 826	4 267	783	77	56	20	
Macau (China)	4 179	2 882	4 000	775	4 188	1 916	3 992	670	77	45	31	
Montenegro	5 587	3 150	5 124	683	5 596	2 892	5 119	545	95	61	34	
Panama	4 213	5 942	4 103	2 647	4 200	4 206	4 101	2 343	110	46	65	
Peru	4 623	5 886	4 524	1 316	4 619	3 126	4 520	1 209	114	50	64	
Katar	5 891	6 676	5 520	3 383	5 887	6 309	5 505	3 053	137	64	73	
Rumänien	3 832	4 057	3 678	2 308	3 810	3 860	3 682	2 183	86	42	44	
Russ. Föderation	5 826	1 965	5 193	900	5 837	1 874	5 193	903	85	63	21	
Serbien	4 123	3 909	3 954	1 840	4 121	3 123	3 955	1 789	87	45	42	
Shanghai (China)	4 095	2 551	3 813	701	4 119	2 115	3 814	611	72	44	28	
Singapur	6 195	3 387	5 612	782	6 227	2 972	5 624	725	104	67	37	
Chinesisch Taipeh	5 808	2 772	5 070	1 306	5 857	2 413	5 073	1 036	93	63	30	
Thailand	3 052	1 231	2 706	816	3 053	1 180	2 709	726	47	33	13	
Trinidad und Tobago	5 148	8 320	4 720	2 527	5 125	7 706	4 720	2 473	146	56	90	
Tunesien	4 291	3 034	4 174	1 640	4 311	2 474	4 173	1 424	80	47	33	
Uruguay	5 835	4 807	5 342	968	5 877	2 248	5 335	922	116	63	52	

1. Mehr-Ebenen-Regressionsmodell: Schüler- und Schulebene.
 2. Mehr-Ebenen-Regressionsmodell: Die Leistung im Bereich Lesekompetenz ist auf die Variablen des demografischen und sozioökonomischen Hintergrunds regressiert.
 3. Mehr-Ebenen-Regressionsmodell: Die Leistung im Bereich Lesekompetenz ist auf die Variablen der Schulpolitiken und -praktiken regressiert.
 4. Mehr-Ebenen-Regressionsmodell: Die Leistung im Bereich Lesekompetenz ist auf die Variablen des demografischen und sozioökonomischen Hintergrunds und der Schulpolitiken und -praktiken regressiert.



[Teil 2/2]
Varianz der Leistungen im Bereich Lesekompetenz innerhalb und zwischen den Schulen und durch Merkmale der Schulverwaltung erklärte Varianz

Tabelle IV.2.4a

	Varianz innerhalb der Schulen, ausgedrückt als Prozentsatz der durchschnittlichen Varianz der Schülerleistungen im OECD-Vergleich				Varianz zwischen den Schulen, ausgedrückt als Prozentsatz der durchschnittlichen Varianz der Schülerleistungen im OECD-Vergleich			
	Allein durch den sozioökonom. und demograf. Hintergrund der Schüler und der Schulen erklärt	Allein durch die Schulverwaltung erklärt	Durch den sozioökonomischen und demografischen Hintergrund der Schüler und der Schulen sowie die Schulverwaltung erklärt	Verbleib. Varianz innerh. d. Schulen	Allein durch den sozioökonom. und demograf. Hintergrund der Schüler und der Schulen erklärt	Allein durch die Schulverwaltung erklärt	Durch den sozioökonomischen und demografischen Hintergrund der Schüler und der Schulen sowie die Schulverwaltung erklärt	Verbleib. Varianz zwisch. d. Schulen
	%	%	%	%	%	%	%	%
OECD-Länder								
Australien	7.6	0.0	-0.8	76.0	10.9	0.4	8.8	9.2
Österreich	1.9	0.0	0.2	46.2	37.9	0.4	-1.7	24.1
Belgien	2.4	-0.1	0.0	50.2	50.6	1.8	-10.2	15.9
Kanada	6.0	0.0	-0.1	67.7	6.9	0.5	2.8	10.2
Chile	1.3	0.0	0.0	42.2	20.3	1.9	19.5	11.4
Tschech. Rep.	3.5	0.0	-0.3	44.9	29.5	0.4	4.2	12.0
Dänemark	8.2	0.0	0.0	57.0	8.3	0.2	0.4	3.4
Estland	6.7	0.0	-0.1	54.1	7.9	0.4	1.5	7.1
Finnland	14.6	-0.1	0.0	61.4	1.8	0.1	0.4	4.9
Frankreich	w	w	w	w	w	w	w	w
Deutschland	3.3	0.0	0.3	38.7	30.3	2.5	14.6	16.6
Griechenland	4.7	0.1	0.0	55.6	22.4	0.6	5.8	22.7
Ungarn	1.5	-0.1	-0.1	30.4	41.1	0.0	3.6	18.8
Island	10.8	0.0	0.1	78.1	4.1	1.1	-0.5	10.0
Irland	6.7	0.1	-0.4	69.3	10.7	1.5	7.5	10.8
Israel	3.5	0.2	-0.2	68.4	36.6	-0.3	-3.0	34.6
Italien	1.9	-0.1	0.0	42.5	39.5	0.6	2.5	30.1
Japan	1.8	0.0	-0.3	57.0	39.8	5.0	-9.3	19.7
Korea	5.1	0.0	-0.1	52.3	16.5	2.0	2.2	9.0
Luxemburg	9.2	0.1	-0.6	66.3	29.3	0.4	22.0	6.3
Mexiko	1.7	0.0	-0.2	40.4	8.3	0.5	9.2	20.9
Niederlande	1.4	0.0	0.0	29.0	31.3	2.0	1.1	21.0
Neuseeland	13.4	-0.1	0.0	76.0	19.5	0.4	3.4	5.2
Norwegen	12.4	0.2	0.0	70.0	2.1	0.3	0.1	6.9
Polen	13.8	-0.2	0.1	60.9	8.2	0.2	4.0	4.8
Portugal	5.8	0.0	-0.1	50.7	15.5	0.5	2.8	9.0
Slowak. Rep.	6.5	0.0	0.0	43.1	18.5	0.0	1.7	12.2
Slowenien	1.6	0.0	0.2	31.9	25.5	1.4	-0.4	18.5
Spanien	7.2	-0.1	-0.1	58.6	5.8	0.2	3.7	8.6
Schweden	13.7	-0.2	0.3	76.2	10.2	0.1	3.7	6.4
Schweiz	6.1	-0.1	-0.2	55.6	15.2	1.7	2.5	10.4
Türkei	3.1	0.1	0.0	32.0	29.6	2.0	27.0	12.4
Ver. Königreich	5.1	0.0	-0.5	68.0	16.2	0.6	7.1	6.2
Ver. Staaten	5.3	0.0	-0.5	65.6	13.9	0.2	16.2	9.2
OECD-Durchschnitt	6.0	0.0	-0.1	55.0	20.1	0.9	4.6	13.0
Partnerländer								
Albanien	10.6	0.2	-0.2	66.6	9.1	0.4	10.3	14.2
Argentinien	3.5	-0.3	0.0	56.7	35.5	5.3	21.4	29.8
Aserbaidschan	1.9	0.2	-0.1	35.5	3.9	0.0	0.8	22.3
Brasilien	2.3	0.0	-0.3	49.0	13.1	1.4	15.8	17.7
Bulgarien	7.2	0.1	-0.2	62.9	38.9	2.9	8.5	19.4
Kolumbien	1.5	0.0	-0.4	51.1	16.3	1.2	10.5	6.3
Kroatien	3.4	-0.1	-0.3	45.5	29.2	4.1	-0.4	11.0
Dubai (VAE)	3.3	0.2	0.1	55.5	23.5	3.8	11.6	23.3
Hongkong (China)	1.9	0.0	0.1	45.4	17.8	0.9	2.6	12.8
Indonesien	2.0	0.0	0.0	23.0	5.4	0.1	0.9	12.7
Jordanien	3.0	-0.2	-0.1	56.6	16.1	3.0	1.3	15.6
Kasachstan	7.0	0.0	0.0	48.2	12.9	0.6	1.9	16.0
Kirgisistan	8.5	0.0	-0.2	55.8	11.4	1.2	8.7	14.2
Lettland	7.5	0.0	0.0	48.9	8.0	0.4	0.2	6.5
Litauen	10.1	-0.1	0.1	46.3	11.2	0.5	-0.2	8.6
Macau (China)	2.1	0.1	-0.2	43.4	13.5	1.1	9.4	7.3
Montenegro	5.4	0.0	-0.2	55.5	23.7	0.6	3.3	6.6
Panama	1.1	0.0	0.1	44.5	21.4	2.9	16.0	24.3
Peru	1.1	0.0	0.0	49.1	20.4	1.3	28.7	13.5
Katar	4.1	0.2	-0.2	59.8	34.7	3.5	0.5	33.8
Rumänien	1.4	-0.1	0.3	40.0	18.2	1.2	0.9	23.8
Russ. Föderation	7.0	0.0	-0.2	56.4	10.6	0.0	1.0	9.7
Serbien	1.8	-0.2	0.0	43.1	20.5	0.4	2.1	19.4
Shanghai (China)	3.3	0.0	-0.3	41.4	16.3	1.0	3.8	6.6
Singapur	6.6	-0.1	-0.2	61.1	24.1	0.6	4.2	7.9
Chinesisches Taipeh	8.5	-0.1	-0.5	55.2	15.1	2.7	1.2	11.1
Thailand	3.8	0.0	0.0	29.4	4.8	1.0	-0.3	7.9
Trinidad und Tobago	4.4	0.0	0.3	51.2	56.7	0.4	6.2	27.0
Tunesien	1.5	0.0	-0.2	45.4	11.7	2.3	3.5	15.4
Uruguay	5.9	0.1	-0.5	57.9	14.6	0.5	27.3	9.9

1. Mehr-Ebenen-Regressionsmodell: Schüler- und Schulebene.
 2. Mehr-Ebenen-Regressionsmodell: Die Leistung im Bereich Lesekompetenz ist auf die Variablen des demografischen und sozioökonomischen Hintergrunds regressiert.
 3. Mehr-Ebenen-Regressionsmodell: Die Leistung im Bereich Lesekompetenz ist auf die Variablen der Schulpolitiken und -praktiken regressiert.
 4. Mehr-Ebenen-Regressionsmodell: Die Leistung im Bereich Lesekompetenz ist auf die Variablen des demografischen und sozioökonomischen Hintergrunds und der Schulpolitiken und -praktiken regressiert.
 StatLink <http://dx.doi.org/10.1787/888932343285>


[Teil 1/1]

Tabelle IV.2.4b Zusammenhang zwischen Schulverwaltung und Schülerleistungen im Bereich Lesekompetenz

	Schulverwaltung ¹							
	Index der Schulautonomie: Ressourcenallokation (höhere Werte stehen für mehr Autonomie)		Index der Schulautonomie: Unterrichtsinhalte und Beurteilungen (höhere Werte stehen für mehr Autonomie)		Schule konkurriert mit anderen Schulen um Schüler im gleichen Einzugsgebiet		Privatschule	
	Punktzahlveränd.	S.E.	Punktzahlveränd.	S.E.	Punktzahlveränd.	S.E.	Punktzahlveränd.	S.E.
OECD-Länder								
Australien	6.7	(5.4)	-3.6	(3.9)	-6.9	(10.6)	41.0	(8.3)
Österreich	1.2	(17.0)	-17.8	(7.8)	-8.4	(15.1)	42.3	(21.8)
Belgien	10.3	(32.1)	12.9	(8.3)	34.8	(30.1)	w	w
Kanada	1.2	(6.0)	-2.0	(4.8)	19.7	(5.1)	38.6	(11.8)
Chile	19.6	(7.0)	8.7	(6.7)	3.8	(11.2)	43.4	(17.9)
Tschech. Rep.	-2.6	(3.7)	-2.2	(5.9)	41.3	(10.0)	34.2	(17.1)
Dänemark	4.5	(4.2)	3.1	(2.8)	-12.4	(8.1)	2.5	(8.7)
Estland	-17.7	(7.2)	-1.5	(5.1)	4.9	(9.7)	40.3	(20.3)
Finnland	6.9	(8.7)	1.9	(3.2)	10.8	(6.1)	-6.5	(17.3)
Frankreich	w	w	w	w	w	w	w	w
Deutschland	25.4	(12.2)	-30.9	(5.6)	74.8	(11.9)	-14.1	(36.5)
Griechenland	330.7	(89.1)	5.8	(28.1)	1.5	(15.1)	33.3	(37.2)
Ungarn	1.4	(6.9)	9.0	(8.2)	15.7	(15.0)	41.2	(18.3)
Island	-3.5	(5.6)	6.1	(3.8)	8.6	(8.5)	c	c
Irland	25.4	(25.5)	2.7	(6.5)	-12.1	(11.3)	43.9	(12.9)
Israel	-2.6	(18.1)	2.8	(9.5)	13.7	(28.8)	8.8	(19.3)
Italien	-9.6	(8.3)	-6.4	(6.4)	47.4	(14.0)	18.2	(19.0)
Japan	17.6	(9.3)	-17.1	(11.1)	-21.2	(17.7)	-23.3	(23.3)
Korea	17.8	(9.0)	10.2	(7.4)	10.7	(17.0)	9.1	(20.0)
Luxemburg	36.5	(15.9)	25.9	(10.9)	3.9	(22.3)	-94.9	(33.3)
Mexiko	2.4	(4.7)	6.9	(4.9)	22.0	(9.2)	61.4	(13.1)
Niederlande	6.8	(7.6)	18.1	(10.3)	20.4	(33.6)	0.1	(14.9)
Neuseeland	-12.7	(7.4)	2.2	(6.1)	2.2	(12.7)	75.0	(22.1)
Norwegen	4.5	(3.8)	-6.5	(5.1)	5.6	(8.0)	c	c
Polen	-2.5	(7.6)	-1.1	(4.8)	33.1	(8.4)	43.6	(19.3)
Portugal	-6.6	(8.3)	26.2	(11.7)	19.2	(9.1)	19.2	(22.2)
Slowak. Rep.	-0.7	(4.2)	-4.7	(4.5)	33.0	(11.5)	6.4	(16.4)
Slowenien	-2.3	(13.9)	-6.4	(7.8)	9.8	(12.3)	113.8	(14.9)
Spanien	9.4	(4.7)	-0.2	(3.1)	16.6	(5.0)	22.3	(6.7)
Schweden	6.8	(3.6)	-2.9	(3.8)	14.0	(8.0)	29.4	(11.8)
Schweiz	-17.4	(5.6)	20.1	(6.2)	14.6	(8.3)	-3.0	(20.1)
Türkei	-99.8	(90.0)	-5.1	(15.9)	102.5	(15.0)	c	c
Ver. Königreich	1.4	(3.4)	-0.2	(5.1)	-21.2	(7.5)	63.0	(12.1)
Ver. Staaten	-2.4	(7.7)	-0.4	(9.9)	-11.8	(13.7)	85.0	(22.4)
OECD-Durchschnitt	10.8	(4.3)	1.6	(1.5)	14.9	(2.6)	26.6	(3.6)
Partnerländer								
Albanien	-18.8	(8.0)	1.9	(6.4)	10.5	(13.4)	96.7	(22.5)
Argentinien	35.5	(16.0)	-26.4	(10.9)	9.3	(16.9)	98.9	(20.7)
Aserbaidshjan	-21.1	(10.4)	3.7	(6.1)	14.1	(11.4)	c	c
Brasilien	12.5	(7.9)	8.0	(5.1)	6.0	(8.2)	77.3	(19.5)
Bulgarien	-10.4	(6.0)	-34.3	(14.0)	55.1	(14.5)	c	c
Kolumbien	11.3	(7.3)	-5.4	(4.9)	12.9	(12.0)	43.8	(19.2)
Kroatien	-68.1	(24.6)	21.2	(20.7)	15.7	(15.6)	c	c
Dubai (VAE)	8.4	(5.4)	29.4	(5.3)	-16.1	(20.2)	33.6	(17.1)
Hongkong (China)	-4.9	(5.7)	-6.2	(6.8)	87.6	(30.2)	-11.9	(18.4)
Indonesien	4.3	(3.9)	-0.1	(3.5)	9.2	(11.5)	-19.9	(8.9)
Jordanien	-7.7	(18.7)	-12.8	(12.7)	19.5	(13.0)	38.3	(12.4)
Kasachstan	13.3	(9.2)	-20.5	(8.0)	3.6	(10.3)	14.4	(25.7)
Kirgisistan	5.3	(8.3)	-4.0	(3.7)	22.1	(8.0)	107.7	(26.5)
Lettland	-2.9	(7.5)	3.0	(6.8)	16.5	(12.2)	c	c
Litauen	-10.3	(8.2)	1.4	(3.8)	4.6	(8.7)	c	c
Macau (China)	-12.7	(7.5)	12.0	(8.5)	-4.2	(16.6)	25.7	(23.7)
Montenegro	16.4	(27.1)	-19.8	(11.2)	-23.8	(20.1)	c	c
Panama	-6.9	(24.1)	-25.2	(11.4)	-11.5	(15.5)	131.9	(44.1)
Peru	18.1	(7.9)	-14.1	(5.4)	35.6	(11.6)	60.8	(23.0)
Katar	0.2	(6.3)	1.0	(8.4)	-2.3	(13.4)	100.7	(16.9)
Rumänien	82.3	(68.7)	-4.6	(9.5)	33.1	(21.3)	c	c
Russ. Föderation	-1.1	(6.4)	-0.3	(4.4)	4.4	(7.4)	c	c
Serbien	8.1	(14.2)	-118.5	(36.6)	33.9	(19.2)	c	c
Shanghai (China)	5.6	(4.7)	-15.2	(4.9)	9.1	(11.7)	19.2	(15.9)
Singapur	34.7	(9.7)	-2.2	(5.0)	57.6	(52.3)	c	c
Chinesisch Taipeh	8.3	(8.2)	-13.0	(8.0)	-22.9	(12.3)	-16.5	(15.8)
Thailand	-4.9	(3.4)	4.2	(4.0)	-4.0	(8.8)	19.6	(10.7)
Trinidad und Tobago	22.5	(12.7)	12.6	(10.5)	53.7	(24.9)	-64.9	(31.6)
Tunesien	1.7	(5.8)	-15.2	(32.7)	19.4	(11.0)	-69.1	(17.5)
Uruguay	-8.8	(7.9)	8.4	(8.9)	16.5	(9.7)	110.6	(15.3)

Anmerkung: Statistisch signifikante Werte sind durch Fettdruck gekennzeichnet (siehe Anhang A3).

1. Mehr-Ebenen-Regressionsmodell (Schüler- und Schulebene): Die Leistung im Bereich Lesekompetenz ist auf die in dieser Tabelle dargestellten Variablen der Schulpolitiken und -praktiken regressiert.

StatLink  <http://dx.doi.org/10.1787/888932343285>



[Teil 1/2]

Zusammenhang zwischen Schulverwaltung und Schülerleistungen im Bereich Lesekompetenz, unter Berücksichtigung des sozioökonom. und demograf. Hintergrunds der Schüler und der Schulen

Tabelle IV.2.4c

	Schulverwaltung ¹						Sozioökonomischer und demografischer Hintergrund der Schüler ¹																																																																																																																																																																																																																																																																																																																																																																																																																																																																																																																																																																																																																																																																																																																																																																																																																																																																																																																																																																																																																																																																																																																																																																																																																																																																																																																														
	Index der Schulautonomie: Ressourcenallokation (höhere Werte stehen für mehr Autonomie)		Index der Schulautonomie: Unterrichtsinhalte und Beurteilungen (höhere Werte stehen für mehr Autonomie)		Schule konkurriert mit anderen Schulen um Schüler im gleichen Einzugsgebiet		Privatschule	Schüler ist weiblich		Schüler ohne Migrationshintergrund		Vom Schüler zu Hause gesprochene Sprache ist mit der Testsprache identisch		PISA-Index des wirtschaftl., sozialen und kulturellen Status der Schüler (Anstieg um 1 Einheit)		PISA-Index des wirtschaftl., sozialen und kulturellen Status der Schüler (quadratiert)																																																																																																																																																																																																																																																																																																																																																																																																																																																																																																																																																																																																																																																																																																																																																																																																																																																																																																																																																																																																																																																																																																																																																																																																																																																																																																																					
	Punktzahlveränd.	S.E.	Punktzahlveränd.	S.E.	Punktzahlveränd.	S.E.		Punktzahlveränd.	S.E.	Punktzahlveränd.	S.E.	Punktzahlveränd.	S.E.	Punktzahlveränd.	S.E.	Punktzahlveränd.	S.E.																																																																																																																																																																																																																																																																																																																																																																																																																																																																																																																																																																																																																																																																																																																																																																																																																																																																																																																																																																																																																																																																																																																																																																																																																																																																																																																				
OECD-Länder																				Australien	-3.8	(3.1)	-2.2	(3.2)	-24.0	(8.8)	4.9	(9.4)	37.8	(2.3)	-6.0	(2.5)	23.0	(4.2)	27.3	(1.7)	-3.0	(1.0)			Österreich	4.2	(9.2)	-7.8	(5.0)	1.3	(9.5)	9.3	(17.4)	21.4	(3.4)	13.6	(4.7)	15.3	(5.7)	8.1	(2.0)	0.3	(1.4)			Belgien	23.5	(23.4)	9.9	(4.2)	2.7	(13.8)	w	w	18.8	(2.2)	16.6	(2.7)	6.8	(3.2)	12.1	(1.4)	1.4	(0.9)			Kanada	-2.3	(4.4)	1.0	(3.8)	4.5	(5.6)	28.4	(9.2)	35.5	(2.0)	4.4	(2.6)	17.4	(4.4)	19.3	(1.3)	2.8	(0.9)			Chile	8.6	(4.0)	2.3	(4.3)	1.4	(9.8)	10.1	(12.6)	18.7	(3.1)	0.9	(7.9)	54.5	(17.7)	9.6	(1.8)	0.4	(0.8)			Tschech. Rep.	1.8	(2.3)	-3.0	(3.7)	10.9	(6.7)	12.6	(12.0)	35.2	(2.7)	12.9	(3.8)	-1.4	(10.6)	15.4	(2.0)	-2.7	(1.6)			Dänemark	3.0	(2.1)	0.7	(2.0)	-12.4	(5.6)	-7.4	(6.2)	29.6	(2.9)	14.3	(3.6)	20.5	(5.9)	27.2	(1.7)	-0.4	(1.1)			Estland	-10.8	(6.0)	2.8	(3.7)	-5.8	(8.0)	19.0	(18.0)	43.9	(3.0)	13.2	(3.6)	29.0	(7.2)	17.0	(2.1)	1.4	(1.9)			Finnland	1.3	(5.6)	-0.1	(2.8)	-5.2	(5.7)	12.5	(11.8)	56.6	(2.5)	13.3	(5.6)	47.7	(7.5)	27.3	(1.9)	-1.2	(1.6)			Frankreich	w	w	w	w	w	w	w	w	w	w	w	w	w	w	w	w	w	w			Deutschland	7.6	(6.6)	-9.0	(4.9)	26.6	(9.0)	-15.1	(14.4)	29.7	(2.5)	15.7	(3.4)	4.1	(5.7)	9.1	(1.5)	-1.1	(0.9)			Griechenland	224.4	(89.6)	-19.7	(17.5)	0.0	(12.9)	-16.9	(19.5)	36.3	(3.1)	2.4	(3.6)	17.0	(14.1)	15.8	(1.7)	2.2	(1.3)			Ungarn	-2.5	(5.1)	1.4	(5.2)	-3.0	(10.4)	12.3	(15.2)	24.8	(2.5)	-7.1	(4.5)	19.2	(9.5)	8.6	(1.6)	0.6	(1.1)			Island	1.8	(5.8)	7.1	(3.7)	5.1	(7.9)	c	c	45.9	(3.3)	4.6	(5.3)	49.3	(11.8)	28.3	(2.7)	-3.8	(1.6)			Irland	1.9	(16.4)	3.2	(5.5)	-11.4	(9.8)	24.7	(8.9)	35.5	(4.4)	-4.2	(3.9)	31.8	(10.4)	26.9	(2.1)	-1.8	(1.5)			Israel	-2.4	(14.8)	-2.9	(5.8)	25.0	(24.3)	11.8	(18.0)	33.3	(3.8)	-3.5	(4.0)	1.8	(6.2)	21.9	(2.6)	3.7	(1.2)			Italien	-5.3	(6.2)	-8.6	(4.3)	9.8	(13.3)	6.0	(17.5)	27.6	(1.7)	16.4	(2.6)	6.7	(2.6)	5.2	(0.8)	-1.0	(0.9)			Japan	6.7	(5.2)	-3.3	(6.1)	-24.9	(13.1)	-53.3	(14.9)	28.4	(2.8)	4.3	(9.3)	74.5	(27.9)	4.4	(2.5)	-0.4	(2.3)			Korea	9.9	(3.9)	-3.6	(4.7)	-26.1	(12.7)	15.1	(10.4)	42.6	(5.7)	2.7	(11.8)	61.6	(25.3)	18.8	(2.7)	0.2	(1.4)			Luxemburg	-0.3	(11.6)	-10.6	(5.0)	-15.5	(20.4)	9.0	(27.9)	36.8	(3.2)	28.6	(3.5)	24.0	(5.0)	16.8	(2.9)	-1.6	(1.2)			Mexiko	2.9	(3.8)	2.2	(4.4)	2.6	(9.1)	17.2	(16.2)	22.2	(1.9)	24.8	(3.5)	19.6	(5.5)	8.4	(1.4)	1.5	(0.5)			Niederlande	1.1	(4.0)	20.3	(6.0)	19.4	(13.8)	2.3	(9.2)	19.1	(1.7)	5.8	(2.7)	12.0	(6.6)	5.2	(1.6)	0.3	(1.1)			Neuseeland	-5.7	(3.6)	-1.4	(3.6)	12.0	(8.7)	-0.2	(12.4)	49.4	(5.7)	-6.8	(3.6)	46.1	(5.7)	34.9	(2.8)	0.3	(2.4)			Norwegen	-3.2	(3.5)	-5.1	(4.7)	-2.3	(8.0)	c	c	48.8	(3.5)	10.8	(5.4)	38.0	(7.7)	28.5	(3.2)	-1.5	(2.0)			Polen	3.9	(8.8)	-3.4	(2.7)	6.7	(4.6)	-0.8	(18.4)	52.8	(3.4)	22.7	(23.3)	52.8	(15.8)	31.3	(1.8)	-3.4	(1.4)			Portugal	10.2	(6.1)	-7.9	(8.9)	-2.3	(7.7)	7.3	(9.8)	34.3	(2.6)	-1.3	(3.2)	14.5	(8.2)	18.0	(1.4)	-0.7	(0.7)			Slowak. Rep.	1.1	(2.9)	-1.7	(3.4)	0.6	(11.4)	-4.8	(10.2)	43.5	(2.9)	1.2	(5.4)	27.9	(7.4)	18.0	(1.9)	-3.5	(1.3)			Slowenien	-16.8	(11.7)	6.0	(7.0)	-2.9	(11.1)	45.8	(18.1)	31.8	(2.4)	8.2	(3.2)	6.3	(5.0)	3.3	(1.2)	1.2	(1.1)			Spanien	-0.7	(3.1)	1.7	(2.5)	7.4	(5.9)	5.6	(5.1)	29.7	(1.7)	24.5	(2.4)	10.0	(3.4)	19.8	(1.0)	-0.8	(0.6)			Schweden	2.8	(2.7)	0.8	(3.2)	6.8	(6.0)	1.5	(12.3)	46.6	(3.0)	7.4	(4.2)	29.4	(6.5)	32.2	(2.1)	-1.3	(1.0)			Schweiz	-13.3	(4.6)	13.1	(5.3)	-0.5	(6.4)	-17.4	(19.1)	31.9	(2.4)	11.6	(2.7)	19.9	(3.4)	18.2	(1.6)	-0.3	(1.4)			Türkei	-66.2	(65.3)	-10.2	(8.6)	24.3	(11.0)	c	c	31.4	(2.8)	-2.1	(7.7)	1.0	(11.3)	7.8	(2.2)	-0.1	(0.9)			Ver. Königreich	-1.8	(2.0)	1.1	(2.7)	0.7	(5.6)	-31.4	(12.7)	26.1	(3.1)	-6.8	(4.5)	17.8	(6.7)	26.0	(2.0)	0.6	(1.6)			Ver. Staaten	8.5	(6.2)	-5.0	(5.7)	-3.0	(9.4)	-10.1	(21.1)	28.0	(4.2)	-3.7	(7.5)	5.5	(8.1)	23.6	(2.4)	-1.8	(3.1)			OECD-Durchschnitt	5.8	(3.6)	-1.0	(1.0)	0.9	(1.9)	3.4	(2.8)	34.4	(0.5)	7.3	(1.1)	24.4	(1.8)	18.0	(0.3)	-0.4	(0.2)			Partnerländer																				Albanien	-8.6	(10.2)	2.4	(6.8)	-10.6	(10.7)	33.4	(30.6)	58.3	(4.1)	23.0	(11.6)	17.2	(16.5)	20.3	(3.8)	3.1	(1.6)			Argentinien	16.9	(12.9)	-16.1	(7.6)	-33.9	(14.2)	42.4	(15.5)	31.2	(3.2)	1.8	(5.2)	44.7	(17.2)	13.0	(2.1)	1.9	(1.0)			Aserbaidschan	-17.9	(12.0)	6.1	(6.1)	6.8	(12.4)	c	c	22.7	(2.4)	2.6	(5.1)	-2.0	(6.2)	11.4	(2.1)	1.6	(1.0)			Brasilien	7.6	(4.4)	3.1	(3.7)	-23.5	(7.2)	17.7	(13.9)	28.9	(2.0)	12.0	(9.1)	33.6	(12.5)	7.8	(2.0)	1.3	(0.7)			Bulgarien	-4.3	(3.7)	-30.7	(10.9)	6.5	(11.4)	c	c	47.5	(3.8)	29.1	(8.0)	29.1	(6.8)	13.4	(2.3)	1.1	(1.4)			Kolumbien	-11.9	(2.9)	-2.2	(2.9)	-23.0	(8.0)	15.9	(6.1)	10.5	(3.0)	19.3	(8.0)	58.3	(21.9)	13.2	(2.7)	1.4	(0.9)			Kroatien	-41.6	(12.3)	2.6	(8.5)	10.3	(10.7)	c	c	35.1	(3.4)	3.4	(2.5)	-5.5	(9.0)	10.6	(1.9)	-3.5	(1.2)			Dubai (VAE)	2.6	(3.6)	18.1	(4.1)	-23.3	(16.7)	0.7	(15.0)	29.4	(4.6)	-31.7	(3.5)	20.0	(3.1)	19.0	(1.9)	2.6	(1.1)			Hongkong (China)	-3.3	(4.8)	-4.7	(4.3)	24.9	(26.2)	-21.3	(9.1)	25.9	(2.9)	-8.7	(2.4)	25.1	(6.5)	2.3	(2.1)	-1.3	(0.9)			Indonesien	2.3	(3.4)	-1.6	(3.3)	-1.9	(12.3)	-4.8	(9.5)	29.1	(1.8)	18.6	(11.1)	-5.2	(2.7)	7.0	(2.9)	1.4	(0.8)			Jordanien	-29.4	(18.8)	-22.4	(12.3)	11.5	(9.5)	18.3	(9.6)	49.0	(8.7)	-5.7	(3.7)	24.8	(8.3)	20.3	(2.3)	1.4	(1.1)			Kasachstan	1.4	(7.0)	-2.7	(6.9)	-5.8	(8.2)	-43.8	(21.3)	41.6	(2.5)	-11.8	(4.9)	1.8	(4.7)	17.3	(2.5)	-2.1	(1.4)			Kirgisistan	-24.8	(5.9)	3.7	(3.6)	-6.2	(7.9)	102.5	(22.8)	50.6	(3.0)	-12.0	(5.6)	-3.0	(5.0)	19.8	(2.4)	2.5	(1.2)			Lettland	-4.3	(5.8)	2.4	(5.2)	15.5	(9.2)	c	c	47.4	(3.0)	1.0	(3.4)	4.6	(9.7)	19.6	(2.5)	-0.7	(1.6)			Litauen	-5.1	(5.7)	7.2	(3.1)	-6.2	(7.3)	c	c	54.8	(2.7)	-1.1	(4.8)	12.9	(8.0)	19.0	(1.7)	-0.2	(1.2)			Macau (China)	-7.3	(4.7)	6.3	(4.8)	-55.4	(19.9)	4.7	(14.1)	21.9	(2.1)	-10.2	(2.7)	52.3	(7.2)	7.1	(2.1)	0.0	(1.0)			Montenegro	26.1	(15.9)	-11.9	(6.7)	-6.8	(9.0)	c	c	42.0	(3.6)	-6.7	(2.8)	5.8	(11.2)	13.1	(1.5)	0.8	(1.4)			Panama	-3.1	(13.2)	-18.6	(9.7)	-9.5	(13.1)	38.2	(33.7)	19.0	(4.9)	3.5	(6.5)	12.3	(10.9)	7.2	(3.3)	1.7	(0.9)			Peru	13.4	(6.4)	-9.2	(3.9)	-4.0	(9.1)	1.8	(19.6)	12.0	(3.2)	21.2	(10.4)	27.2	(7.5)	11.9	(2.7)	1.2	(0.8)			Katar	-0.8	(5.3)	0.6	(6.9)	-2.3	(11.2)	52.8	(20.5)	36.7	(6.3)	-38.3	(2.8)	20.3	(3.2)	8.1	(1.5)	1.7	(0.9)			Rumänien	28.0	(38.9)	-4.7	(6.4)	-15.9	(13.7)	c	c	16.2	(3.9)	18.2	(9.8)	13.2	(7.8)	11.0	(2.2)	-0.1	(1.2)			Russ. Föderation	-2.3	(4.3)	-1.4	(3.5)	3.8	(5.8)	c	c	41.6	(2.6)	1.4	(2.8)	20.2	(5.8)	21.2	(2.0)	-1.8	(1.7)			Serbien	-0.3	(10.4)	-29.0	(26.6)	10.9	(20.4)	c	c	27.3	(2.8)	-5.6	(3.5)	4.6	(9.4)	7.7	(1.8)	1.1	(1.2)			Shanghai (China)	-0.1	(2.9)	-8.0	(2.8)	-10.3	(10.9)	11.8	(10.4)	33.5	(2.4)	22.0	(8.7)	32.8	(9.6)	5.1	(1.9)	0.6	(1.2)			Singapur	-3.4	(7.3)	3.7	(2.5)	27.7	(23.2
Australien	-3.8	(3.1)	-2.2	(3.2)	-24.0	(8.8)	4.9	(9.4)	37.8	(2.3)	-6.0	(2.5)	23.0	(4.2)	27.3	(1.7)	-3.0	(1.0)			Österreich	4.2	(9.2)	-7.8	(5.0)	1.3	(9.5)	9.3	(17.4)	21.4	(3.4)	13.6	(4.7)	15.3	(5.7)	8.1	(2.0)	0.3	(1.4)			Belgien	23.5	(23.4)	9.9	(4.2)	2.7	(13.8)	w	w	18.8	(2.2)	16.6	(2.7)	6.8	(3.2)	12.1	(1.4)	1.4	(0.9)			Kanada	-2.3	(4.4)	1.0	(3.8)	4.5	(5.6)	28.4	(9.2)	35.5	(2.0)	4.4	(2.6)	17.4	(4.4)	19.3	(1.3)	2.8	(0.9)			Chile	8.6	(4.0)	2.3	(4.3)	1.4	(9.8)	10.1	(12.6)	18.7	(3.1)	0.9	(7.9)	54.5	(17.7)	9.6	(1.8)	0.4	(0.8)			Tschech. Rep.	1.8	(2.3)	-3.0	(3.7)	10.9	(6.7)	12.6	(12.0)	35.2	(2.7)	12.9	(3.8)	-1.4	(10.6)	15.4	(2.0)	-2.7	(1.6)			Dänemark	3.0	(2.1)	0.7	(2.0)	-12.4	(5.6)	-7.4	(6.2)	29.6	(2.9)	14.3	(3.6)	20.5	(5.9)	27.2	(1.7)	-0.4	(1.1)			Estland	-10.8	(6.0)	2.8	(3.7)	-5.8	(8.0)	19.0	(18.0)	43.9	(3.0)	13.2	(3.6)	29.0	(7.2)	17.0	(2.1)	1.4	(1.9)			Finnland	1.3	(5.6)	-0.1	(2.8)	-5.2	(5.7)	12.5	(11.8)	56.6	(2.5)	13.3	(5.6)	47.7	(7.5)	27.3	(1.9)	-1.2	(1.6)			Frankreich	w	w	w	w	w	w	w	w	w	w	w	w	w	w	w	w	w	w			Deutschland	7.6	(6.6)	-9.0	(4.9)	26.6	(9.0)	-15.1	(14.4)	29.7	(2.5)	15.7	(3.4)	4.1	(5.7)	9.1	(1.5)	-1.1	(0.9)			Griechenland	224.4	(89.6)	-19.7	(17.5)	0.0	(12.9)	-16.9	(19.5)	36.3	(3.1)	2.4	(3.6)	17.0	(14.1)	15.8	(1.7)	2.2	(1.3)			Ungarn	-2.5	(5.1)	1.4	(5.2)	-3.0	(10.4)	12.3	(15.2)	24.8	(2.5)	-7.1	(4.5)	19.2	(9.5)	8.6	(1.6)	0.6	(1.1)			Island	1.8	(5.8)	7.1	(3.7)	5.1	(7.9)	c	c	45.9	(3.3)	4.6	(5.3)	49.3	(11.8)	28.3	(2.7)	-3.8	(1.6)			Irland	1.9	(16.4)	3.2	(5.5)	-11.4	(9.8)	24.7	(8.9)	35.5	(4.4)	-4.2	(3.9)	31.8	(10.4)	26.9	(2.1)	-1.8	(1.5)			Israel	-2.4	(14.8)	-2.9	(5.8)	25.0	(24.3)	11.8	(18.0)	33.3	(3.8)	-3.5	(4.0)	1.8	(6.2)	21.9	(2.6)	3.7	(1.2)			Italien	-5.3	(6.2)	-8.6	(4.3)	9.8	(13.3)	6.0	(17.5)	27.6	(1.7)	16.4	(2.6)	6.7	(2.6)	5.2	(0.8)	-1.0	(0.9)			Japan	6.7	(5.2)	-3.3	(6.1)	-24.9	(13.1)	-53.3	(14.9)	28.4	(2.8)	4.3	(9.3)	74.5	(27.9)	4.4	(2.5)	-0.4	(2.3)			Korea	9.9	(3.9)	-3.6	(4.7)	-26.1	(12.7)	15.1	(10.4)	42.6	(5.7)	2.7	(11.8)	61.6	(25.3)	18.8	(2.7)	0.2	(1.4)			Luxemburg	-0.3	(11.6)	-10.6	(5.0)	-15.5	(20.4)	9.0	(27.9)	36.8	(3.2)	28.6	(3.5)	24.0	(5.0)	16.8	(2.9)	-1.6	(1.2)			Mexiko	2.9	(3.8)	2.2	(4.4)	2.6	(9.1)	17.2	(16.2)	22.2	(1.9)	24.8	(3.5)	19.6	(5.5)	8.4	(1.4)	1.5	(0.5)			Niederlande	1.1	(4.0)	20.3	(6.0)	19.4	(13.8)	2.3	(9.2)	19.1	(1.7)	5.8	(2.7)	12.0	(6.6)	5.2	(1.6)	0.3	(1.1)			Neuseeland	-5.7	(3.6)	-1.4	(3.6)	12.0	(8.7)	-0.2	(12.4)	49.4	(5.7)	-6.8	(3.6)	46.1	(5.7)	34.9	(2.8)	0.3	(2.4)			Norwegen	-3.2	(3.5)	-5.1	(4.7)	-2.3	(8.0)	c	c	48.8	(3.5)	10.8	(5.4)	38.0	(7.7)	28.5	(3.2)	-1.5	(2.0)			Polen	3.9	(8.8)	-3.4	(2.7)	6.7	(4.6)	-0.8	(18.4)	52.8	(3.4)	22.7	(23.3)	52.8	(15.8)	31.3	(1.8)	-3.4	(1.4)			Portugal	10.2	(6.1)	-7.9	(8.9)	-2.3	(7.7)	7.3	(9.8)	34.3	(2.6)	-1.3	(3.2)	14.5	(8.2)	18.0	(1.4)	-0.7	(0.7)			Slowak. Rep.	1.1	(2.9)	-1.7	(3.4)	0.6	(11.4)	-4.8	(10.2)	43.5	(2.9)	1.2	(5.4)	27.9	(7.4)	18.0	(1.9)	-3.5	(1.3)			Slowenien	-16.8	(11.7)	6.0	(7.0)	-2.9	(11.1)	45.8	(18.1)	31.8	(2.4)	8.2	(3.2)	6.3	(5.0)	3.3	(1.2)	1.2	(1.1)			Spanien	-0.7	(3.1)	1.7	(2.5)	7.4	(5.9)	5.6	(5.1)	29.7	(1.7)	24.5	(2.4)	10.0	(3.4)	19.8	(1.0)	-0.8	(0.6)			Schweden	2.8	(2.7)	0.8	(3.2)	6.8	(6.0)	1.5	(12.3)	46.6	(3.0)	7.4	(4.2)	29.4	(6.5)	32.2	(2.1)	-1.3	(1.0)			Schweiz	-13.3	(4.6)	13.1	(5.3)	-0.5	(6.4)	-17.4	(19.1)	31.9	(2.4)	11.6	(2.7)	19.9	(3.4)	18.2	(1.6)	-0.3	(1.4)			Türkei	-66.2	(65.3)	-10.2	(8.6)	24.3	(11.0)	c	c	31.4	(2.8)	-2.1	(7.7)	1.0	(11.3)	7.8	(2.2)	-0.1	(0.9)			Ver. Königreich	-1.8	(2.0)	1.1	(2.7)	0.7	(5.6)	-31.4	(12.7)	26.1	(3.1)	-6.8	(4.5)	17.8	(6.7)	26.0	(2.0)	0.6	(1.6)			Ver. Staaten	8.5	(6.2)	-5.0	(5.7)	-3.0	(9.4)	-10.1	(21.1)	28.0	(4.2)	-3.7	(7.5)	5.5	(8.1)	23.6	(2.4)	-1.8	(3.1)			OECD-Durchschnitt	5.8	(3.6)	-1.0	(1.0)	0.9	(1.9)	3.4	(2.8)	34.4	(0.5)	7.3	(1.1)	24.4	(1.8)	18.0	(0.3)	-0.4	(0.2)			Partnerländer																				Albanien	-8.6	(10.2)	2.4	(6.8)	-10.6	(10.7)	33.4	(30.6)	58.3	(4.1)	23.0	(11.6)	17.2	(16.5)	20.3	(3.8)	3.1	(1.6)			Argentinien	16.9	(12.9)	-16.1	(7.6)	-33.9	(14.2)	42.4	(15.5)	31.2	(3.2)	1.8	(5.2)	44.7	(17.2)	13.0	(2.1)	1.9	(1.0)			Aserbaidschan	-17.9	(12.0)	6.1	(6.1)	6.8	(12.4)	c	c	22.7	(2.4)	2.6	(5.1)	-2.0	(6.2)	11.4	(2.1)	1.6	(1.0)			Brasilien	7.6	(4.4)	3.1	(3.7)	-23.5	(7.2)	17.7	(13.9)	28.9	(2.0)	12.0	(9.1)	33.6	(12.5)	7.8	(2.0)	1.3	(0.7)			Bulgarien	-4.3	(3.7)	-30.7	(10.9)	6.5	(11.4)	c	c	47.5	(3.8)	29.1	(8.0)	29.1	(6.8)	13.4	(2.3)	1.1	(1.4)			Kolumbien	-11.9	(2.9)	-2.2	(2.9)	-23.0	(8.0)	15.9	(6.1)	10.5	(3.0)	19.3	(8.0)	58.3	(21.9)	13.2	(2.7)	1.4	(0.9)			Kroatien	-41.6	(12.3)	2.6	(8.5)	10.3	(10.7)	c	c	35.1	(3.4)	3.4	(2.5)	-5.5	(9.0)	10.6	(1.9)	-3.5	(1.2)			Dubai (VAE)	2.6	(3.6)	18.1	(4.1)	-23.3	(16.7)	0.7	(15.0)	29.4	(4.6)	-31.7	(3.5)	20.0	(3.1)	19.0	(1.9)	2.6	(1.1)			Hongkong (China)	-3.3	(4.8)	-4.7	(4.3)	24.9	(26.2)	-21.3	(9.1)	25.9	(2.9)	-8.7	(2.4)	25.1	(6.5)	2.3	(2.1)	-1.3	(0.9)			Indonesien	2.3	(3.4)	-1.6	(3.3)	-1.9	(12.3)	-4.8	(9.5)	29.1	(1.8)	18.6	(11.1)	-5.2	(2.7)	7.0	(2.9)	1.4	(0.8)			Jordanien	-29.4	(18.8)	-22.4	(12.3)	11.5	(9.5)	18.3	(9.6)	49.0	(8.7)	-5.7	(3.7)	24.8	(8.3)	20.3	(2.3)	1.4	(1.1)			Kasachstan	1.4	(7.0)	-2.7	(6.9)	-5.8	(8.2)	-43.8	(21.3)	41.6	(2.5)	-11.8	(4.9)	1.8	(4.7)	17.3	(2.5)	-2.1	(1.4)			Kirgisistan	-24.8	(5.9)	3.7	(3.6)	-6.2	(7.9)	102.5	(22.8)	50.6	(3.0)	-12.0	(5.6)	-3.0	(5.0)	19.8	(2.4)	2.5	(1.2)			Lettland	-4.3	(5.8)	2.4	(5.2)	15.5	(9.2)	c	c	47.4	(3.0)	1.0	(3.4)	4.6	(9.7)	19.6	(2.5)	-0.7	(1.6)			Litauen	-5.1	(5.7)	7.2	(3.1)	-6.2	(7.3)	c	c	54.8	(2.7)	-1.1	(4.8)	12.9	(8.0)	19.0	(1.7)	-0.2	(1.2)			Macau (China)	-7.3	(4.7)	6.3	(4.8)	-55.4	(19.9)	4.7	(14.1)	21.9	(2.1)	-10.2	(2.7)	52.3	(7.2)	7.1	(2.1)	0.0	(1.0)			Montenegro	26.1	(15.9)	-11.9	(6.7)	-6.8	(9.0)	c	c	42.0	(3.6)	-6.7	(2.8)	5.8	(11.2)	13.1	(1.5)	0.8	(1.4)			Panama	-3.1	(13.2)	-18.6	(9.7)	-9.5	(13.1)	38.2	(33.7)	19.0	(4.9)	3.5	(6.5)	12.3	(10.9)	7.2	(3.3)	1.7	(0.9)			Peru	13.4	(6.4)	-9.2	(3.9)	-4.0	(9.1)	1.8	(19.6)	12.0	(3.2)	21.2	(10.4)	27.2	(7.5)	11.9	(2.7)	1.2	(0.8)			Katar	-0.8	(5.3)	0.6	(6.9)	-2.3	(11.2)	52.8	(20.5)	36.7	(6.3)	-38.3	(2.8)	20.3	(3.2)	8.1	(1.5)	1.7	(0.9)			Rumänien	28.0	(38.9)	-4.7	(6.4)	-15.9	(13.7)	c	c	16.2	(3.9)	18.2	(9.8)	13.2	(7.8)	11.0	(2.2)	-0.1	(1.2)			Russ. Föderation	-2.3	(4.3)	-1.4	(3.5)	3.8	(5.8)	c	c	41.6	(2.6)	1.4	(2.8)	20.2	(5.8)	21.2	(2.0)	-1.8	(1.7)			Serbien	-0.3	(10.4)	-29.0	(26.6)	10.9	(20.4)	c	c	27.3	(2.8)	-5.6	(3.5)	4.6	(9.4)	7.7	(1.8)	1.1	(1.2)			Shanghai (China)	-0.1	(2.9)	-8.0	(2.8)	-10.3	(10.9)	11.8	(10.4)	33.5	(2.4)	22.0	(8.7)	32.8	(9.6)	5.1	(1.9)	0.6	(1.2)			Singapur	-3.4	(7.3)	3.7	(2.5)	27.7	(23.2																				
Österreich	4.2	(9.2)	-7.8	(5.0)	1.3	(9.5)	9.3	(17.4)	21.4	(3.4)	13.6	(4.7)	15.3	(5.7)	8.1	(2.0)	0.3	(1.4)			Belgien	23.5	(23.4)	9.9	(4.2)	2.7	(13.8)	w	w	18.8	(2.2)	16.6	(2.7)	6.8	(3.2)	12.1	(1.4)	1.4	(0.9)			Kanada	-2.3	(4.4)	1.0	(3.8)	4.5	(5.6)	28.4	(9.2)	35.5	(2.0)	4.4	(2.6)	17.4	(4.4)	19.3	(1.3)	2.8	(0.9)			Chile	8.6	(4.0)	2.3	(4.3)	1.4	(9.8)	10.1	(12.6)	18.7	(3.1)	0.9	(7.9)	54.5	(17.7)	9.6	(1.8)	0.4	(0.8)			Tschech. Rep.	1.8	(2.3)	-3.0	(3.7)	10.9	(6.7)	12.6	(12.0)	35.2	(2.7)	12.9	(3.8)	-1.4	(10.6)	15.4	(2.0)	-2.7	(1.6)			Dänemark	3.0	(2.1)	0.7	(2.0)	-12.4	(5.6)	-7.4	(6.2)	29.6	(2.9)	14.3	(3.6)	20.5	(5.9)	27.2	(1.7)	-0.4	(1.1)			Estland	-10.8	(6.0)	2.8	(3.7)	-5.8	(8.0)	19.0	(18.0)	43.9	(3.0)	13.2	(3.6)	29.0	(7.2)	17.0	(2.1)	1.4	(1.9)			Finnland	1.3	(5.6)	-0.1	(2.8)	-5.2	(5.7)	12.5	(11.8)	56.6	(2.5)	13.3	(5.6)	47.7	(7.5)	27.3	(1.9)	-1.2	(1.6)			Frankreich	w	w	w	w	w	w	w	w	w	w	w	w	w	w	w	w	w	w			Deutschland	7.6	(6.6)	-9.0	(4.9)	26.6	(9.0)	-15.1	(14.4)	29.7	(2.5)	15.7	(3.4)	4.1	(5.7)	9.1	(1.5)	-1.1	(0.9)			Griechenland	224.4	(89.6)	-19.7	(17.5)	0.0	(12.9)	-16.9	(19.5)	36.3	(3.1)	2.4	(3.6)	17.0	(14.1)	15.8	(1.7)	2.2	(1.3)			Ungarn	-2.5	(5.1)	1.4	(5.2)	-3.0	(10.4)	12.3	(15.2)	24.8	(2.5)	-7.1	(4.5)	19.2	(9.5)	8.6	(1.6)	0.6	(1.1)			Island	1.8	(5.8)	7.1	(3.7)	5.1	(7.9)	c	c	45.9	(3.3)	4.6	(5.3)	49.3	(11.8)	28.3	(2.7)	-3.8	(1.6)			Irland	1.9	(16.4)	3.2	(5.5)	-11.4	(9.8)	24.7	(8.9)	35.5	(4.4)	-4.2	(3.9)	31.8	(10.4)	26.9	(2.1)	-1.8	(1.5)			Israel	-2.4	(14.8)	-2.9	(5.8)	25.0	(24.3)	11.8	(18.0)	33.3	(3.8)	-3.5	(4.0)	1.8	(6.2)	21.9	(2.6)	3.7	(1.2)			Italien	-5.3	(6.2)	-8.6	(4.3)	9.8	(13.3)	6.0	(17.5)	27.6	(1.7)	16.4	(2.6)	6.7	(2.6)	5.2	(0.8)	-1.0	(0.9)			Japan	6.7	(5.2)	-3.3	(6.1)	-24.9	(13.1)	-53.3	(14.9)	28.4	(2.8)	4.3	(9.3)	74.5	(27.9)	4.4	(2.5)	-0.4	(2.3)			Korea	9.9	(3.9)	-3.6	(4.7)	-26.1	(12.7)	15.1	(10.4)	42.6	(5.7)	2.7	(11.8)	61.6	(25.3)	18.8	(2.7)	0.2	(1.4)			Luxemburg	-0.3	(11.6)	-10.6	(5.0)	-15.5	(20.4)	9.0	(27.9)	36.8	(3.2)	28.6	(3.5)	24.0	(5.0)	16.8	(2.9)	-1.6	(1.2)			Mexiko	2.9	(3.8)	2.2	(4.4)	2.6	(9.1)	17.2	(16.2)	22.2	(1.9)	24.8	(3.5)	19.6	(5.5)	8.4	(1.4)	1.5	(0.5)			Niederlande	1.1	(4.0)	20.3	(6.0)	19.4	(13.8)	2.3	(9.2)	19.1	(1.7)	5.8	(2.7)	12.0	(6.6)	5.2	(1.6)	0.3	(1.1)			Neuseeland	-5.7	(3.6)	-1.4	(3.6)	12.0	(8.7)	-0.2	(12.4)	49.4	(5.7)	-6.8	(3.6)	46.1	(5.7)	34.9	(2.8)	0.3	(2.4)			Norwegen	-3.2	(3.5)	-5.1	(4.7)	-2.3	(8.0)	c	c	48.8	(3.5)	10.8	(5.4)	38.0	(7.7)	28.5	(3.2)	-1.5	(2.0)			Polen	3.9	(8.8)	-3.4	(2.7)	6.7	(4.6)	-0.8	(18.4)	52.8	(3.4)	22.7	(23.3)	52.8	(15.8)	31.3	(1.8)	-3.4	(1.4)			Portugal	10.2	(6.1)	-7.9	(8.9)	-2.3	(7.7)	7.3	(9.8)	34.3	(2.6)	-1.3	(3.2)	14.5	(8.2)	18.0	(1.4)	-0.7	(0.7)			Slowak. Rep.	1.1	(2.9)	-1.7	(3.4)	0.6	(11.4)	-4.8	(10.2)	43.5	(2.9)	1.2	(5.4)	27.9	(7.4)	18.0	(1.9)	-3.5	(1.3)			Slowenien	-16.8	(11.7)	6.0	(7.0)	-2.9	(11.1)	45.8	(18.1)	31.8	(2.4)	8.2	(3.2)	6.3	(5.0)	3.3	(1.2)	1.2	(1.1)			Spanien	-0.7	(3.1)	1.7	(2.5)	7.4	(5.9)	5.6	(5.1)	29.7	(1.7)	24.5	(2.4)	10.0	(3.4)	19.8	(1.0)	-0.8	(0.6)			Schweden	2.8	(2.7)	0.8	(3.2)	6.8	(6.0)	1.5	(12.3)	46.6	(3.0)	7.4	(4.2)	29.4	(6.5)	32.2	(2.1)	-1.3	(1.0)			Schweiz	-13.3	(4.6)	13.1	(5.3)	-0.5	(6.4)	-17.4	(19.1)	31.9	(2.4)	11.6	(2.7)	19.9	(3.4)	18.2	(1.6)	-0.3	(1.4)			Türkei	-66.2	(65.3)	-10.2	(8.6)	24.3	(11.0)	c	c	31.4	(2.8)	-2.1	(7.7)	1.0	(11.3)	7.8	(2.2)	-0.1	(0.9)			Ver. Königreich	-1.8	(2.0)	1.1	(2.7)	0.7	(5.6)	-31.4	(12.7)	26.1	(3.1)	-6.8	(4.5)	17.8	(6.7)	26.0	(2.0)	0.6	(1.6)			Ver. Staaten	8.5	(6.2)	-5.0	(5.7)	-3.0	(9.4)	-10.1	(21.1)	28.0	(4.2)	-3.7	(7.5)	5.5	(8.1)	23.6	(2.4)	-1.8	(3.1)			OECD-Durchschnitt	5.8	(3.6)	-1.0	(1.0)	0.9	(1.9)	3.4	(2.8)	34.4	(0.5)	7.3	(1.1)	24.4	(1.8)	18.0	(0.3)	-0.4	(0.2)			Partnerländer																				Albanien	-8.6	(10.2)	2.4	(6.8)	-10.6	(10.7)	33.4	(30.6)	58.3	(4.1)	23.0	(11.6)	17.2	(16.5)	20.3	(3.8)	3.1	(1.6)			Argentinien	16.9	(12.9)	-16.1	(7.6)	-33.9	(14.2)	42.4	(15.5)	31.2	(3.2)	1.8	(5.2)	44.7	(17.2)	13.0	(2.1)	1.9	(1.0)			Aserbaidschan	-17.9	(12.0)	6.1	(6.1)	6.8	(12.4)	c	c	22.7	(2.4)	2.6	(5.1)	-2.0	(6.2)	11.4	(2.1)	1.6	(1.0)			Brasilien	7.6	(4.4)	3.1	(3.7)	-23.5	(7.2)	17.7	(13.9)	28.9	(2.0)	12.0	(9.1)	33.6	(12.5)	7.8	(2.0)	1.3	(0.7)			Bulgarien	-4.3	(3.7)	-30.7	(10.9)	6.5	(11.4)	c	c	47.5	(3.8)	29.1	(8.0)	29.1	(6.8)	13.4	(2.3)	1.1	(1.4)			Kolumbien	-11.9	(2.9)	-2.2	(2.9)	-23.0	(8.0)	15.9	(6.1)	10.5	(3.0)	19.3	(8.0)	58.3	(21.9)	13.2	(2.7)	1.4	(0.9)			Kroatien	-41.6	(12.3)	2.6	(8.5)	10.3	(10.7)	c	c	35.1	(3.4)	3.4	(2.5)	-5.5	(9.0)	10.6	(1.9)	-3.5	(1.2)			Dubai (VAE)	2.6	(3.6)	18.1	(4.1)	-23.3	(16.7)	0.7	(15.0)	29.4	(4.6)	-31.7	(3.5)	20.0	(3.1)	19.0	(1.9)	2.6	(1.1)			Hongkong (China)	-3.3	(4.8)	-4.7	(4.3)	24.9	(26.2)	-21.3	(9.1)	25.9	(2.9)	-8.7	(2.4)	25.1	(6.5)	2.3	(2.1)	-1.3	(0.9)			Indonesien	2.3	(3.4)	-1.6	(3.3)	-1.9	(12.3)	-4.8	(9.5)	29.1	(1.8)	18.6	(11.1)	-5.2	(2.7)	7.0	(2.9)	1.4	(0.8)			Jordanien	-29.4	(18.8)	-22.4	(12.3)	11.5	(9.5)	18.3	(9.6)	49.0	(8.7)	-5.7	(3.7)	24.8	(8.3)	20.3	(2.3)	1.4	(1.1)			Kasachstan	1.4	(7.0)	-2.7	(6.9)	-5.8	(8.2)	-43.8	(21.3)	41.6	(2.5)	-11.8	(4.9)	1.8	(4.7)	17.3	(2.5)	-2.1	(1.4)			Kirgisistan	-24.8	(5.9)	3.7	(3.6)	-6.2	(7.9)	102.5	(22.8)	50.6	(3.0)	-12.0	(5.6)	-3.0	(5.0)	19.8	(2.4)	2.5	(1.2)			Lettland	-4.3	(5.8)	2.4	(5.2)	15.5	(9.2)	c	c	47.4	(3.0)	1.0	(3.4)	4.6	(9.7)	19.6	(2.5)	-0.7	(1.6)			Litauen	-5.1	(5.7)	7.2	(3.1)	-6.2	(7.3)	c	c	54.8	(2.7)	-1.1	(4.8)	12.9	(8.0)	19.0	(1.7)	-0.2	(1.2)			Macau (China)	-7.3	(4.7)	6.3	(4.8)	-55.4	(19.9)	4.7	(14.1)	21.9	(2.1)	-10.2	(2.7)	52.3	(7.2)	7.1	(2.1)	0.0	(1.0)			Montenegro	26.1	(15.9)	-11.9	(6.7)	-6.8	(9.0)	c	c	42.0	(3.6)	-6.7	(2.8)	5.8	(11.2)	13.1	(1.5)	0.8	(1.4)			Panama	-3.1	(13.2)	-18.6	(9.7)	-9.5	(13.1)	38.2	(33.7)	19.0	(4.9)	3.5	(6.5)	12.3	(10.9)	7.2	(3.3)	1.7	(0.9)			Peru	13.4	(6.4)	-9.2	(3.9)	-4.0	(9.1)	1.8	(19.6)	12.0	(3.2)	21.2	(10.4)	27.2	(7.5)	11.9	(2.7)	1.2	(0.8)			Katar	-0.8	(5.3)	0.6	(6.9)	-2.3	(11.2)	52.8	(20.5)	36.7	(6.3)	-38.3	(2.8)	20.3	(3.2)	8.1	(1.5)	1.7	(0.9)			Rumänien	28.0	(38.9)	-4.7	(6.4)	-15.9	(13.7)	c	c	16.2	(3.9)	18.2	(9.8)	13.2	(7.8)	11.0	(2.2)	-0.1	(1.2)			Russ. Föderation	-2.3	(4.3)	-1.4	(3.5)	3.8	(5.8)	c	c	41.6	(2.6)	1.4	(2.8)	20.2	(5.8)	21.2	(2.0)	-1.8	(1.7)			Serbien	-0.3	(10.4)	-29.0	(26.6)	10.9	(20.4)	c	c	27.3	(2.8)	-5.6	(3.5)	4.6	(9.4)	7.7	(1.8)	1.1	(1.2)			Shanghai (China)	-0.1	(2.9)	-8.0	(2.8)	-10.3	(10.9)	11.8	(10.4)	33.5	(2.4)	22.0	(8.7)	32.8	(9.6)	5.1	(1.9)	0.6	(1.2)			Singapur	-3.4	(7.3)	3.7	(2.5)	27.7	(23.2																																									
Belgien	23.5	(23.4)	9.9	(4.2)	2.7	(13.8)	w	w	18.8	(2.2)	16.6	(2.7)	6.8	(3.2)	12.1	(1.4)	1.4	(0.9)			Kanada	-2.3	(4.4)	1.0	(3.8)	4.5	(5.6)	28.4	(9.2)	35.5	(2.0)	4.4	(2.6)	17.4	(4.4)	19.3	(1.3)	2.8	(0.9)			Chile	8.6	(4.0)	2.3	(4.3)	1.4	(9.8)	10.1	(12.6)	18.7	(3.1)	0.9	(7.9)	54.5	(17.7)	9.6	(1.8)	0.4	(0.8)			Tschech. Rep.	1.8	(2.3)	-3.0	(3.7)	10.9	(6.7)	12.6	(12.0)	35.2	(2.7)	12.9	(3.8)	-1.4	(10.6)	15.4	(2.0)	-2.7	(1.6)			Dänemark	3.0	(2.1)	0.7	(2.0)	-12.4	(5.6)	-7.4	(6.2)	29.6	(2.9)	14.3	(3.6)	20.5	(5.9)	27.2	(1.7)	-0.4	(1.1)			Estland	-10.8	(6.0)	2.8	(3.7)	-5.8	(8.0)	19.0	(18.0)	43.9	(3.0)	13.2	(3.6)	29.0	(7.2)	17.0	(2.1)	1.4	(1.9)			Finnland	1.3	(5.6)	-0.1	(2.8)	-5.2	(5.7)	12.5	(11.8)	56.6	(2.5)	13.3	(5.6)	47.7	(7.5)	27.3	(1.9)	-1.2	(1.6)			Frankreich	w	w	w	w	w	w	w	w	w	w	w	w	w	w	w	w	w	w			Deutschland	7.6	(6.6)	-9.0	(4.9)	26.6	(9.0)	-15.1	(14.4)	29.7	(2.5)	15.7	(3.4)	4.1	(5.7)	9.1	(1.5)	-1.1	(0.9)			Griechenland	224.4	(89.6)	-19.7	(17.5)	0.0	(12.9)	-16.9	(19.5)	36.3	(3.1)	2.4	(3.6)	17.0	(14.1)	15.8	(1.7)	2.2	(1.3)			Ungarn	-2.5	(5.1)	1.4	(5.2)	-3.0	(10.4)	12.3	(15.2)	24.8	(2.5)	-7.1	(4.5)	19.2	(9.5)	8.6	(1.6)	0.6	(1.1)			Island	1.8	(5.8)	7.1	(3.7)	5.1	(7.9)	c	c	45.9	(3.3)	4.6	(5.3)	49.3	(11.8)	28.3	(2.7)	-3.8	(1.6)			Irland	1.9	(16.4)	3.2	(5.5)	-11.4	(9.8)	24.7	(8.9)	35.5	(4.4)	-4.2	(3.9)	31.8	(10.4)	26.9	(2.1)	-1.8	(1.5)			Israel	-2.4	(14.8)	-2.9	(5.8)	25.0	(24.3)	11.8	(18.0)	33.3	(3.8)	-3.5	(4.0)	1.8	(6.2)	21.9	(2.6)	3.7	(1.2)			Italien	-5.3	(6.2)	-8.6	(4.3)	9.8	(13.3)	6.0	(17.5)	27.6	(1.7)	16.4	(2.6)	6.7	(2.6)	5.2	(0.8)	-1.0	(0.9)			Japan	6.7	(5.2)	-3.3	(6.1)	-24.9	(13.1)	-53.3	(14.9)	28.4	(2.8)	4.3	(9.3)	74.5	(27.9)	4.4	(2.5)	-0.4	(2.3)			Korea	9.9	(3.9)	-3.6	(4.7)	-26.1	(12.7)	15.1	(10.4)	42.6	(5.7)	2.7	(11.8)	61.6	(25.3)	18.8	(2.7)	0.2	(1.4)			Luxemburg	-0.3	(11.6)	-10.6	(5.0)	-15.5	(20.4)	9.0	(27.9)	36.8	(3.2)	28.6	(3.5)	24.0	(5.0)	16.8	(2.9)	-1.6	(1.2)			Mexiko	2.9	(3.8)	2.2	(4.4)	2.6	(9.1)	17.2	(16.2)	22.2	(1.9)	24.8	(3.5)	19.6	(5.5)	8.4	(1.4)	1.5	(0.5)			Niederlande	1.1	(4.0)	20.3	(6.0)	19.4	(13.8)	2.3	(9.2)	19.1	(1.7)	5.8	(2.7)	12.0	(6.6)	5.2	(1.6)	0.3	(1.1)			Neuseeland	-5.7	(3.6)	-1.4	(3.6)	12.0	(8.7)	-0.2	(12.4)	49.4	(5.7)	-6.8	(3.6)	46.1	(5.7)	34.9	(2.8)	0.3	(2.4)			Norwegen	-3.2	(3.5)	-5.1	(4.7)	-2.3	(8.0)	c	c	48.8	(3.5)	10.8	(5.4)	38.0	(7.7)	28.5	(3.2)	-1.5	(2.0)			Polen	3.9	(8.8)	-3.4	(2.7)	6.7	(4.6)	-0.8	(18.4)	52.8	(3.4)	22.7	(23.3)	52.8	(15.8)	31.3	(1.8)	-3.4	(1.4)			Portugal	10.2	(6.1)	-7.9	(8.9)	-2.3	(7.7)	7.3	(9.8)	34.3	(2.6)	-1.3	(3.2)	14.5	(8.2)	18.0	(1.4)	-0.7	(0.7)			Slowak. Rep.	1.1	(2.9)	-1.7	(3.4)	0.6	(11.4)	-4.8	(10.2)	43.5	(2.9)	1.2	(5.4)	27.9	(7.4)	18.0	(1.9)	-3.5	(1.3)			Slowenien	-16.8	(11.7)	6.0	(7.0)	-2.9	(11.1)	45.8	(18.1)	31.8	(2.4)	8.2	(3.2)	6.3	(5.0)	3.3	(1.2)	1.2	(1.1)			Spanien	-0.7	(3.1)	1.7	(2.5)	7.4	(5.9)	5.6	(5.1)	29.7	(1.7)	24.5	(2.4)	10.0	(3.4)	19.8	(1.0)	-0.8	(0.6)			Schweden	2.8	(2.7)	0.8	(3.2)	6.8	(6.0)	1.5	(12.3)	46.6	(3.0)	7.4	(4.2)	29.4	(6.5)	32.2	(2.1)	-1.3	(1.0)			Schweiz	-13.3	(4.6)	13.1	(5.3)	-0.5	(6.4)	-17.4	(19.1)	31.9	(2.4)	11.6	(2.7)	19.9	(3.4)	18.2	(1.6)	-0.3	(1.4)			Türkei	-66.2	(65.3)	-10.2	(8.6)	24.3	(11.0)	c	c	31.4	(2.8)	-2.1	(7.7)	1.0	(11.3)	7.8	(2.2)	-0.1	(0.9)			Ver. Königreich	-1.8	(2.0)	1.1	(2.7)	0.7	(5.6)	-31.4	(12.7)	26.1	(3.1)	-6.8	(4.5)	17.8	(6.7)	26.0	(2.0)	0.6	(1.6)			Ver. Staaten	8.5	(6.2)	-5.0	(5.7)	-3.0	(9.4)	-10.1	(21.1)	28.0	(4.2)	-3.7	(7.5)	5.5	(8.1)	23.6	(2.4)	-1.8	(3.1)			OECD-Durchschnitt	5.8	(3.6)	-1.0	(1.0)	0.9	(1.9)	3.4	(2.8)	34.4	(0.5)	7.3	(1.1)	24.4	(1.8)	18.0	(0.3)	-0.4	(0.2)			Partnerländer																				Albanien	-8.6	(10.2)	2.4	(6.8)	-10.6	(10.7)	33.4	(30.6)	58.3	(4.1)	23.0	(11.6)	17.2	(16.5)	20.3	(3.8)	3.1	(1.6)			Argentinien	16.9	(12.9)	-16.1	(7.6)	-33.9	(14.2)	42.4	(15.5)	31.2	(3.2)	1.8	(5.2)	44.7	(17.2)	13.0	(2.1)	1.9	(1.0)			Aserbaidschan	-17.9	(12.0)	6.1	(6.1)	6.8	(12.4)	c	c	22.7	(2.4)	2.6	(5.1)	-2.0	(6.2)	11.4	(2.1)	1.6	(1.0)			Brasilien	7.6	(4.4)	3.1	(3.7)	-23.5	(7.2)	17.7	(13.9)	28.9	(2.0)	12.0	(9.1)	33.6	(12.5)	7.8	(2.0)	1.3	(0.7)			Bulgarien	-4.3	(3.7)	-30.7	(10.9)	6.5	(11.4)	c	c	47.5	(3.8)	29.1	(8.0)	29.1	(6.8)	13.4	(2.3)	1.1	(1.4)			Kolumbien	-11.9	(2.9)	-2.2	(2.9)	-23.0	(8.0)	15.9	(6.1)	10.5	(3.0)	19.3	(8.0)	58.3	(21.9)	13.2	(2.7)	1.4	(0.9)			Kroatien	-41.6	(12.3)	2.6	(8.5)	10.3	(10.7)	c	c	35.1	(3.4)	3.4	(2.5)	-5.5	(9.0)	10.6	(1.9)	-3.5	(1.2)			Dubai (VAE)	2.6	(3.6)	18.1	(4.1)	-23.3	(16.7)	0.7	(15.0)	29.4	(4.6)	-31.7	(3.5)	20.0	(3.1)	19.0	(1.9)	2.6	(1.1)			Hongkong (China)	-3.3	(4.8)	-4.7	(4.3)	24.9	(26.2)	-21.3	(9.1)	25.9	(2.9)	-8.7	(2.4)	25.1	(6.5)	2.3	(2.1)	-1.3	(0.9)			Indonesien	2.3	(3.4)	-1.6	(3.3)	-1.9	(12.3)	-4.8	(9.5)	29.1	(1.8)	18.6	(11.1)	-5.2	(2.7)	7.0	(2.9)	1.4	(0.8)			Jordanien	-29.4	(18.8)	-22.4	(12.3)	11.5	(9.5)	18.3	(9.6)	49.0	(8.7)	-5.7	(3.7)	24.8	(8.3)	20.3	(2.3)	1.4	(1.1)			Kasachstan	1.4	(7.0)	-2.7	(6.9)	-5.8	(8.2)	-43.8	(21.3)	41.6	(2.5)	-11.8	(4.9)	1.8	(4.7)	17.3	(2.5)	-2.1	(1.4)			Kirgisistan	-24.8	(5.9)	3.7	(3.6)	-6.2	(7.9)	102.5	(22.8)	50.6	(3.0)	-12.0	(5.6)	-3.0	(5.0)	19.8	(2.4)	2.5	(1.2)			Lettland	-4.3	(5.8)	2.4	(5.2)	15.5	(9.2)	c	c	47.4	(3.0)	1.0	(3.4)	4.6	(9.7)	19.6	(2.5)	-0.7	(1.6)			Litauen	-5.1	(5.7)	7.2	(3.1)	-6.2	(7.3)	c	c	54.8	(2.7)	-1.1	(4.8)	12.9	(8.0)	19.0	(1.7)	-0.2	(1.2)			Macau (China)	-7.3	(4.7)	6.3	(4.8)	-55.4	(19.9)	4.7	(14.1)	21.9	(2.1)	-10.2	(2.7)	52.3	(7.2)	7.1	(2.1)	0.0	(1.0)			Montenegro	26.1	(15.9)	-11.9	(6.7)	-6.8	(9.0)	c	c	42.0	(3.6)	-6.7	(2.8)	5.8	(11.2)	13.1	(1.5)	0.8	(1.4)			Panama	-3.1	(13.2)	-18.6	(9.7)	-9.5	(13.1)	38.2	(33.7)	19.0	(4.9)	3.5	(6.5)	12.3	(10.9)	7.2	(3.3)	1.7	(0.9)			Peru	13.4	(6.4)	-9.2	(3.9)	-4.0	(9.1)	1.8	(19.6)	12.0	(3.2)	21.2	(10.4)	27.2	(7.5)	11.9	(2.7)	1.2	(0.8)			Katar	-0.8	(5.3)	0.6	(6.9)	-2.3	(11.2)	52.8	(20.5)	36.7	(6.3)	-38.3	(2.8)	20.3	(3.2)	8.1	(1.5)	1.7	(0.9)			Rumänien	28.0	(38.9)	-4.7	(6.4)	-15.9	(13.7)	c	c	16.2	(3.9)	18.2	(9.8)	13.2	(7.8)	11.0	(2.2)	-0.1	(1.2)			Russ. Föderation	-2.3	(4.3)	-1.4	(3.5)	3.8	(5.8)	c	c	41.6	(2.6)	1.4	(2.8)	20.2	(5.8)	21.2	(2.0)	-1.8	(1.7)			Serbien	-0.3	(10.4)	-29.0	(26.6)	10.9	(20.4)	c	c	27.3	(2.8)	-5.6	(3.5)	4.6	(9.4)	7.7	(1.8)	1.1	(1.2)			Shanghai (China)	-0.1	(2.9)	-8.0	(2.8)	-10.3	(10.9)	11.8	(10.4)	33.5	(2.4)	22.0	(8.7)	32.8	(9.6)	5.1	(1.9)	0.6	(1.2)			Singapur	-3.4	(7.3)	3.7	(2.5)	27.7	(23.2																																																														
Kanada	-2.3	(4.4)	1.0	(3.8)	4.5	(5.6)	28.4	(9.2)	35.5	(2.0)	4.4	(2.6)	17.4	(4.4)	19.3	(1.3)	2.8	(0.9)			Chile	8.6	(4.0)	2.3	(4.3)	1.4	(9.8)	10.1	(12.6)	18.7	(3.1)	0.9	(7.9)	54.5	(17.7)	9.6	(1.8)	0.4	(0.8)			Tschech. Rep.	1.8	(2.3)	-3.0	(3.7)	10.9	(6.7)	12.6	(12.0)	35.2	(2.7)	12.9	(3.8)	-1.4	(10.6)	15.4	(2.0)	-2.7	(1.6)			Dänemark	3.0	(2.1)	0.7	(2.0)	-12.4	(5.6)	-7.4	(6.2)	29.6	(2.9)	14.3	(3.6)	20.5	(5.9)	27.2	(1.7)	-0.4	(1.1)			Estland	-10.8	(6.0)	2.8	(3.7)	-5.8	(8.0)	19.0	(18.0)	43.9	(3.0)	13.2	(3.6)	29.0	(7.2)	17.0	(2.1)	1.4	(1.9)			Finnland	1.3	(5.6)	-0.1	(2.8)	-5.2	(5.7)	12.5	(11.8)	56.6	(2.5)	13.3	(5.6)	47.7	(7.5)	27.3	(1.9)	-1.2	(1.6)			Frankreich	w	w	w	w	w	w	w	w	w	w	w	w	w	w	w	w	w	w			Deutschland	7.6	(6.6)	-9.0	(4.9)	26.6	(9.0)	-15.1	(14.4)	29.7	(2.5)	15.7	(3.4)	4.1	(5.7)	9.1	(1.5)	-1.1	(0.9)			Griechenland	224.4	(89.6)	-19.7	(17.5)	0.0	(12.9)	-16.9	(19.5)	36.3	(3.1)	2.4	(3.6)	17.0	(14.1)	15.8	(1.7)	2.2	(1.3)			Ungarn	-2.5	(5.1)	1.4	(5.2)	-3.0	(10.4)	12.3	(15.2)	24.8	(2.5)	-7.1	(4.5)	19.2	(9.5)	8.6	(1.6)	0.6	(1.1)			Island	1.8	(5.8)	7.1	(3.7)	5.1	(7.9)	c	c	45.9	(3.3)	4.6	(5.3)	49.3	(11.8)	28.3	(2.7)	-3.8	(1.6)			Irland	1.9	(16.4)	3.2	(5.5)	-11.4	(9.8)	24.7	(8.9)	35.5	(4.4)	-4.2	(3.9)	31.8	(10.4)	26.9	(2.1)	-1.8	(1.5)			Israel	-2.4	(14.8)	-2.9	(5.8)	25.0	(24.3)	11.8	(18.0)	33.3	(3.8)	-3.5	(4.0)	1.8	(6.2)	21.9	(2.6)	3.7	(1.2)			Italien	-5.3	(6.2)	-8.6	(4.3)	9.8	(13.3)	6.0	(17.5)	27.6	(1.7)	16.4	(2.6)	6.7	(2.6)	5.2	(0.8)	-1.0	(0.9)			Japan	6.7	(5.2)	-3.3	(6.1)	-24.9	(13.1)	-53.3	(14.9)	28.4	(2.8)	4.3	(9.3)	74.5	(27.9)	4.4	(2.5)	-0.4	(2.3)			Korea	9.9	(3.9)	-3.6	(4.7)	-26.1	(12.7)	15.1	(10.4)	42.6	(5.7)	2.7	(11.8)	61.6	(25.3)	18.8	(2.7)	0.2	(1.4)			Luxemburg	-0.3	(11.6)	-10.6	(5.0)	-15.5	(20.4)	9.0	(27.9)	36.8	(3.2)	28.6	(3.5)	24.0	(5.0)	16.8	(2.9)	-1.6	(1.2)			Mexiko	2.9	(3.8)	2.2	(4.4)	2.6	(9.1)	17.2	(16.2)	22.2	(1.9)	24.8	(3.5)	19.6	(5.5)	8.4	(1.4)	1.5	(0.5)			Niederlande	1.1	(4.0)	20.3	(6.0)	19.4	(13.8)	2.3	(9.2)	19.1	(1.7)	5.8	(2.7)	12.0	(6.6)	5.2	(1.6)	0.3	(1.1)			Neuseeland	-5.7	(3.6)	-1.4	(3.6)	12.0	(8.7)	-0.2	(12.4)	49.4	(5.7)	-6.8	(3.6)	46.1	(5.7)	34.9	(2.8)	0.3	(2.4)			Norwegen	-3.2	(3.5)	-5.1	(4.7)	-2.3	(8.0)	c	c	48.8	(3.5)	10.8	(5.4)	38.0	(7.7)	28.5	(3.2)	-1.5	(2.0)			Polen	3.9	(8.8)	-3.4	(2.7)	6.7	(4.6)	-0.8	(18.4)	52.8	(3.4)	22.7	(23.3)	52.8	(15.8)	31.3	(1.8)	-3.4	(1.4)			Portugal	10.2	(6.1)	-7.9	(8.9)	-2.3	(7.7)	7.3	(9.8)	34.3	(2.6)	-1.3	(3.2)	14.5	(8.2)	18.0	(1.4)	-0.7	(0.7)			Slowak. Rep.	1.1	(2.9)	-1.7	(3.4)	0.6	(11.4)	-4.8	(10.2)	43.5	(2.9)	1.2	(5.4)	27.9	(7.4)	18.0	(1.9)	-3.5	(1.3)			Slowenien	-16.8	(11.7)	6.0	(7.0)	-2.9	(11.1)	45.8	(18.1)	31.8	(2.4)	8.2	(3.2)	6.3	(5.0)	3.3	(1.2)	1.2	(1.1)			Spanien	-0.7	(3.1)	1.7	(2.5)	7.4	(5.9)	5.6	(5.1)	29.7	(1.7)	24.5	(2.4)	10.0	(3.4)	19.8	(1.0)	-0.8	(0.6)			Schweden	2.8	(2.7)	0.8	(3.2)	6.8	(6.0)	1.5	(12.3)	46.6	(3.0)	7.4	(4.2)	29.4	(6.5)	32.2	(2.1)	-1.3	(1.0)			Schweiz	-13.3	(4.6)	13.1	(5.3)	-0.5	(6.4)	-17.4	(19.1)	31.9	(2.4)	11.6	(2.7)	19.9	(3.4)	18.2	(1.6)	-0.3	(1.4)			Türkei	-66.2	(65.3)	-10.2	(8.6)	24.3	(11.0)	c	c	31.4	(2.8)	-2.1	(7.7)	1.0	(11.3)	7.8	(2.2)	-0.1	(0.9)			Ver. Königreich	-1.8	(2.0)	1.1	(2.7)	0.7	(5.6)	-31.4	(12.7)	26.1	(3.1)	-6.8	(4.5)	17.8	(6.7)	26.0	(2.0)	0.6	(1.6)			Ver. Staaten	8.5	(6.2)	-5.0	(5.7)	-3.0	(9.4)	-10.1	(21.1)	28.0	(4.2)	-3.7	(7.5)	5.5	(8.1)	23.6	(2.4)	-1.8	(3.1)			OECD-Durchschnitt	5.8	(3.6)	-1.0	(1.0)	0.9	(1.9)	3.4	(2.8)	34.4	(0.5)	7.3	(1.1)	24.4	(1.8)	18.0	(0.3)	-0.4	(0.2)			Partnerländer																				Albanien	-8.6	(10.2)	2.4	(6.8)	-10.6	(10.7)	33.4	(30.6)	58.3	(4.1)	23.0	(11.6)	17.2	(16.5)	20.3	(3.8)	3.1	(1.6)			Argentinien	16.9	(12.9)	-16.1	(7.6)	-33.9	(14.2)	42.4	(15.5)	31.2	(3.2)	1.8	(5.2)	44.7	(17.2)	13.0	(2.1)	1.9	(1.0)			Aserbaidschan	-17.9	(12.0)	6.1	(6.1)	6.8	(12.4)	c	c	22.7	(2.4)	2.6	(5.1)	-2.0	(6.2)	11.4	(2.1)	1.6	(1.0)			Brasilien	7.6	(4.4)	3.1	(3.7)	-23.5	(7.2)	17.7	(13.9)	28.9	(2.0)	12.0	(9.1)	33.6	(12.5)	7.8	(2.0)	1.3	(0.7)			Bulgarien	-4.3	(3.7)	-30.7	(10.9)	6.5	(11.4)	c	c	47.5	(3.8)	29.1	(8.0)	29.1	(6.8)	13.4	(2.3)	1.1	(1.4)			Kolumbien	-11.9	(2.9)	-2.2	(2.9)	-23.0	(8.0)	15.9	(6.1)	10.5	(3.0)	19.3	(8.0)	58.3	(21.9)	13.2	(2.7)	1.4	(0.9)			Kroatien	-41.6	(12.3)	2.6	(8.5)	10.3	(10.7)	c	c	35.1	(3.4)	3.4	(2.5)	-5.5	(9.0)	10.6	(1.9)	-3.5	(1.2)			Dubai (VAE)	2.6	(3.6)	18.1	(4.1)	-23.3	(16.7)	0.7	(15.0)	29.4	(4.6)	-31.7	(3.5)	20.0	(3.1)	19.0	(1.9)	2.6	(1.1)			Hongkong (China)	-3.3	(4.8)	-4.7	(4.3)	24.9	(26.2)	-21.3	(9.1)	25.9	(2.9)	-8.7	(2.4)	25.1	(6.5)	2.3	(2.1)	-1.3	(0.9)			Indonesien	2.3	(3.4)	-1.6	(3.3)	-1.9	(12.3)	-4.8	(9.5)	29.1	(1.8)	18.6	(11.1)	-5.2	(2.7)	7.0	(2.9)	1.4	(0.8)			Jordanien	-29.4	(18.8)	-22.4	(12.3)	11.5	(9.5)	18.3	(9.6)	49.0	(8.7)	-5.7	(3.7)	24.8	(8.3)	20.3	(2.3)	1.4	(1.1)			Kasachstan	1.4	(7.0)	-2.7	(6.9)	-5.8	(8.2)	-43.8	(21.3)	41.6	(2.5)	-11.8	(4.9)	1.8	(4.7)	17.3	(2.5)	-2.1	(1.4)			Kirgisistan	-24.8	(5.9)	3.7	(3.6)	-6.2	(7.9)	102.5	(22.8)	50.6	(3.0)	-12.0	(5.6)	-3.0	(5.0)	19.8	(2.4)	2.5	(1.2)			Lettland	-4.3	(5.8)	2.4	(5.2)	15.5	(9.2)	c	c	47.4	(3.0)	1.0	(3.4)	4.6	(9.7)	19.6	(2.5)	-0.7	(1.6)			Litauen	-5.1	(5.7)	7.2	(3.1)	-6.2	(7.3)	c	c	54.8	(2.7)	-1.1	(4.8)	12.9	(8.0)	19.0	(1.7)	-0.2	(1.2)			Macau (China)	-7.3	(4.7)	6.3	(4.8)	-55.4	(19.9)	4.7	(14.1)	21.9	(2.1)	-10.2	(2.7)	52.3	(7.2)	7.1	(2.1)	0.0	(1.0)			Montenegro	26.1	(15.9)	-11.9	(6.7)	-6.8	(9.0)	c	c	42.0	(3.6)	-6.7	(2.8)	5.8	(11.2)	13.1	(1.5)	0.8	(1.4)			Panama	-3.1	(13.2)	-18.6	(9.7)	-9.5	(13.1)	38.2	(33.7)	19.0	(4.9)	3.5	(6.5)	12.3	(10.9)	7.2	(3.3)	1.7	(0.9)			Peru	13.4	(6.4)	-9.2	(3.9)	-4.0	(9.1)	1.8	(19.6)	12.0	(3.2)	21.2	(10.4)	27.2	(7.5)	11.9	(2.7)	1.2	(0.8)			Katar	-0.8	(5.3)	0.6	(6.9)	-2.3	(11.2)	52.8	(20.5)	36.7	(6.3)	-38.3	(2.8)	20.3	(3.2)	8.1	(1.5)	1.7	(0.9)			Rumänien	28.0	(38.9)	-4.7	(6.4)	-15.9	(13.7)	c	c	16.2	(3.9)	18.2	(9.8)	13.2	(7.8)	11.0	(2.2)	-0.1	(1.2)			Russ. Föderation	-2.3	(4.3)	-1.4	(3.5)	3.8	(5.8)	c	c	41.6	(2.6)	1.4	(2.8)	20.2	(5.8)	21.2	(2.0)	-1.8	(1.7)			Serbien	-0.3	(10.4)	-29.0	(26.6)	10.9	(20.4)	c	c	27.3	(2.8)	-5.6	(3.5)	4.6	(9.4)	7.7	(1.8)	1.1	(1.2)			Shanghai (China)	-0.1	(2.9)	-8.0	(2.8)	-10.3	(10.9)	11.8	(10.4)	33.5	(2.4)	22.0	(8.7)	32.8	(9.6)	5.1	(1.9)	0.6	(1.2)			Singapur	-3.4	(7.3)	3.7	(2.5)	27.7	(23.2																																																																																			
Chile	8.6	(4.0)	2.3	(4.3)	1.4	(9.8)	10.1	(12.6)	18.7	(3.1)	0.9	(7.9)	54.5	(17.7)	9.6	(1.8)	0.4	(0.8)			Tschech. Rep.	1.8	(2.3)	-3.0	(3.7)	10.9	(6.7)	12.6	(12.0)	35.2	(2.7)	12.9	(3.8)	-1.4	(10.6)	15.4	(2.0)	-2.7	(1.6)			Dänemark	3.0	(2.1)	0.7	(2.0)	-12.4	(5.6)	-7.4	(6.2)	29.6	(2.9)	14.3	(3.6)	20.5	(5.9)	27.2	(1.7)	-0.4	(1.1)			Estland	-10.8	(6.0)	2.8	(3.7)	-5.8	(8.0)	19.0	(18.0)	43.9	(3.0)	13.2	(3.6)	29.0	(7.2)	17.0	(2.1)	1.4	(1.9)			Finnland	1.3	(5.6)	-0.1	(2.8)	-5.2	(5.7)	12.5	(11.8)	56.6	(2.5)	13.3	(5.6)	47.7	(7.5)	27.3	(1.9)	-1.2	(1.6)			Frankreich	w	w	w	w	w	w	w	w	w	w	w	w	w	w	w	w	w	w			Deutschland	7.6	(6.6)	-9.0	(4.9)	26.6	(9.0)	-15.1	(14.4)	29.7	(2.5)	15.7	(3.4)	4.1	(5.7)	9.1	(1.5)	-1.1	(0.9)			Griechenland	224.4	(89.6)	-19.7	(17.5)	0.0	(12.9)	-16.9	(19.5)	36.3	(3.1)	2.4	(3.6)	17.0	(14.1)	15.8	(1.7)	2.2	(1.3)			Ungarn	-2.5	(5.1)	1.4	(5.2)	-3.0	(10.4)	12.3	(15.2)	24.8	(2.5)	-7.1	(4.5)	19.2	(9.5)	8.6	(1.6)	0.6	(1.1)			Island	1.8	(5.8)	7.1	(3.7)	5.1	(7.9)	c	c	45.9	(3.3)	4.6	(5.3)	49.3	(11.8)	28.3	(2.7)	-3.8	(1.6)			Irland	1.9	(16.4)	3.2	(5.5)	-11.4	(9.8)	24.7	(8.9)	35.5	(4.4)	-4.2	(3.9)	31.8	(10.4)	26.9	(2.1)	-1.8	(1.5)			Israel	-2.4	(14.8)	-2.9	(5.8)	25.0	(24.3)	11.8	(18.0)	33.3	(3.8)	-3.5	(4.0)	1.8	(6.2)	21.9	(2.6)	3.7	(1.2)			Italien	-5.3	(6.2)	-8.6	(4.3)	9.8	(13.3)	6.0	(17.5)	27.6	(1.7)	16.4	(2.6)	6.7	(2.6)	5.2	(0.8)	-1.0	(0.9)			Japan	6.7	(5.2)	-3.3	(6.1)	-24.9	(13.1)	-53.3	(14.9)	28.4	(2.8)	4.3	(9.3)	74.5	(27.9)	4.4	(2.5)	-0.4	(2.3)			Korea	9.9	(3.9)	-3.6	(4.7)	-26.1	(12.7)	15.1	(10.4)	42.6	(5.7)	2.7	(11.8)	61.6	(25.3)	18.8	(2.7)	0.2	(1.4)			Luxemburg	-0.3	(11.6)	-10.6	(5.0)	-15.5	(20.4)	9.0	(27.9)	36.8	(3.2)	28.6	(3.5)	24.0	(5.0)	16.8	(2.9)	-1.6	(1.2)			Mexiko	2.9	(3.8)	2.2	(4.4)	2.6	(9.1)	17.2	(16.2)	22.2	(1.9)	24.8	(3.5)	19.6	(5.5)	8.4	(1.4)	1.5	(0.5)			Niederlande	1.1	(4.0)	20.3	(6.0)	19.4	(13.8)	2.3	(9.2)	19.1	(1.7)	5.8	(2.7)	12.0	(6.6)	5.2	(1.6)	0.3	(1.1)			Neuseeland	-5.7	(3.6)	-1.4	(3.6)	12.0	(8.7)	-0.2	(12.4)	49.4	(5.7)	-6.8	(3.6)	46.1	(5.7)	34.9	(2.8)	0.3	(2.4)			Norwegen	-3.2	(3.5)	-5.1	(4.7)	-2.3	(8.0)	c	c	48.8	(3.5)	10.8	(5.4)	38.0	(7.7)	28.5	(3.2)	-1.5	(2.0)			Polen	3.9	(8.8)	-3.4	(2.7)	6.7	(4.6)	-0.8	(18.4)	52.8	(3.4)	22.7	(23.3)	52.8	(15.8)	31.3	(1.8)	-3.4	(1.4)			Portugal	10.2	(6.1)	-7.9	(8.9)	-2.3	(7.7)	7.3	(9.8)	34.3	(2.6)	-1.3	(3.2)	14.5	(8.2)	18.0	(1.4)	-0.7	(0.7)			Slowak. Rep.	1.1	(2.9)	-1.7	(3.4)	0.6	(11.4)	-4.8	(10.2)	43.5	(2.9)	1.2	(5.4)	27.9	(7.4)	18.0	(1.9)	-3.5	(1.3)			Slowenien	-16.8	(11.7)	6.0	(7.0)	-2.9	(11.1)	45.8	(18.1)	31.8	(2.4)	8.2	(3.2)	6.3	(5.0)	3.3	(1.2)	1.2	(1.1)			Spanien	-0.7	(3.1)	1.7	(2.5)	7.4	(5.9)	5.6	(5.1)	29.7	(1.7)	24.5	(2.4)	10.0	(3.4)	19.8	(1.0)	-0.8	(0.6)			Schweden	2.8	(2.7)	0.8	(3.2)	6.8	(6.0)	1.5	(12.3)	46.6	(3.0)	7.4	(4.2)	29.4	(6.5)	32.2	(2.1)	-1.3	(1.0)			Schweiz	-13.3	(4.6)	13.1	(5.3)	-0.5	(6.4)	-17.4	(19.1)	31.9	(2.4)	11.6	(2.7)	19.9	(3.4)	18.2	(1.6)	-0.3	(1.4)			Türkei	-66.2	(65.3)	-10.2	(8.6)	24.3	(11.0)	c	c	31.4	(2.8)	-2.1	(7.7)	1.0	(11.3)	7.8	(2.2)	-0.1	(0.9)			Ver. Königreich	-1.8	(2.0)	1.1	(2.7)	0.7	(5.6)	-31.4	(12.7)	26.1	(3.1)	-6.8	(4.5)	17.8	(6.7)	26.0	(2.0)	0.6	(1.6)			Ver. Staaten	8.5	(6.2)	-5.0	(5.7)	-3.0	(9.4)	-10.1	(21.1)	28.0	(4.2)	-3.7	(7.5)	5.5	(8.1)	23.6	(2.4)	-1.8	(3.1)			OECD-Durchschnitt	5.8	(3.6)	-1.0	(1.0)	0.9	(1.9)	3.4	(2.8)	34.4	(0.5)	7.3	(1.1)	24.4	(1.8)	18.0	(0.3)	-0.4	(0.2)			Partnerländer																				Albanien	-8.6	(10.2)	2.4	(6.8)	-10.6	(10.7)	33.4	(30.6)	58.3	(4.1)	23.0	(11.6)	17.2	(16.5)	20.3	(3.8)	3.1	(1.6)			Argentinien	16.9	(12.9)	-16.1	(7.6)	-33.9	(14.2)	42.4	(15.5)	31.2	(3.2)	1.8	(5.2)	44.7	(17.2)	13.0	(2.1)	1.9	(1.0)			Aserbaidschan	-17.9	(12.0)	6.1	(6.1)	6.8	(12.4)	c	c	22.7	(2.4)	2.6	(5.1)	-2.0	(6.2)	11.4	(2.1)	1.6	(1.0)			Brasilien	7.6	(4.4)	3.1	(3.7)	-23.5	(7.2)	17.7	(13.9)	28.9	(2.0)	12.0	(9.1)	33.6	(12.5)	7.8	(2.0)	1.3	(0.7)			Bulgarien	-4.3	(3.7)	-30.7	(10.9)	6.5	(11.4)	c	c	47.5	(3.8)	29.1	(8.0)	29.1	(6.8)	13.4	(2.3)	1.1	(1.4)			Kolumbien	-11.9	(2.9)	-2.2	(2.9)	-23.0	(8.0)	15.9	(6.1)	10.5	(3.0)	19.3	(8.0)	58.3	(21.9)	13.2	(2.7)	1.4	(0.9)			Kroatien	-41.6	(12.3)	2.6	(8.5)	10.3	(10.7)	c	c	35.1	(3.4)	3.4	(2.5)	-5.5	(9.0)	10.6	(1.9)	-3.5	(1.2)			Dubai (VAE)	2.6	(3.6)	18.1	(4.1)	-23.3	(16.7)	0.7	(15.0)	29.4	(4.6)	-31.7	(3.5)	20.0	(3.1)	19.0	(1.9)	2.6	(1.1)			Hongkong (China)	-3.3	(4.8)	-4.7	(4.3)	24.9	(26.2)	-21.3	(9.1)	25.9	(2.9)	-8.7	(2.4)	25.1	(6.5)	2.3	(2.1)	-1.3	(0.9)			Indonesien	2.3	(3.4)	-1.6	(3.3)	-1.9	(12.3)	-4.8	(9.5)	29.1	(1.8)	18.6	(11.1)	-5.2	(2.7)	7.0	(2.9)	1.4	(0.8)			Jordanien	-29.4	(18.8)	-22.4	(12.3)	11.5	(9.5)	18.3	(9.6)	49.0	(8.7)	-5.7	(3.7)	24.8	(8.3)	20.3	(2.3)	1.4	(1.1)			Kasachstan	1.4	(7.0)	-2.7	(6.9)	-5.8	(8.2)	-43.8	(21.3)	41.6	(2.5)	-11.8	(4.9)	1.8	(4.7)	17.3	(2.5)	-2.1	(1.4)			Kirgisistan	-24.8	(5.9)	3.7	(3.6)	-6.2	(7.9)	102.5	(22.8)	50.6	(3.0)	-12.0	(5.6)	-3.0	(5.0)	19.8	(2.4)	2.5	(1.2)			Lettland	-4.3	(5.8)	2.4	(5.2)	15.5	(9.2)	c	c	47.4	(3.0)	1.0	(3.4)	4.6	(9.7)	19.6	(2.5)	-0.7	(1.6)			Litauen	-5.1	(5.7)	7.2	(3.1)	-6.2	(7.3)	c	c	54.8	(2.7)	-1.1	(4.8)	12.9	(8.0)	19.0	(1.7)	-0.2	(1.2)			Macau (China)	-7.3	(4.7)	6.3	(4.8)	-55.4	(19.9)	4.7	(14.1)	21.9	(2.1)	-10.2	(2.7)	52.3	(7.2)	7.1	(2.1)	0.0	(1.0)			Montenegro	26.1	(15.9)	-11.9	(6.7)	-6.8	(9.0)	c	c	42.0	(3.6)	-6.7	(2.8)	5.8	(11.2)	13.1	(1.5)	0.8	(1.4)			Panama	-3.1	(13.2)	-18.6	(9.7)	-9.5	(13.1)	38.2	(33.7)	19.0	(4.9)	3.5	(6.5)	12.3	(10.9)	7.2	(3.3)	1.7	(0.9)			Peru	13.4	(6.4)	-9.2	(3.9)	-4.0	(9.1)	1.8	(19.6)	12.0	(3.2)	21.2	(10.4)	27.2	(7.5)	11.9	(2.7)	1.2	(0.8)			Katar	-0.8	(5.3)	0.6	(6.9)	-2.3	(11.2)	52.8	(20.5)	36.7	(6.3)	-38.3	(2.8)	20.3	(3.2)	8.1	(1.5)	1.7	(0.9)			Rumänien	28.0	(38.9)	-4.7	(6.4)	-15.9	(13.7)	c	c	16.2	(3.9)	18.2	(9.8)	13.2	(7.8)	11.0	(2.2)	-0.1	(1.2)			Russ. Föderation	-2.3	(4.3)	-1.4	(3.5)	3.8	(5.8)	c	c	41.6	(2.6)	1.4	(2.8)	20.2	(5.8)	21.2	(2.0)	-1.8	(1.7)			Serbien	-0.3	(10.4)	-29.0	(26.6)	10.9	(20.4)	c	c	27.3	(2.8)	-5.6	(3.5)	4.6	(9.4)	7.7	(1.8)	1.1	(1.2)			Shanghai (China)	-0.1	(2.9)	-8.0	(2.8)	-10.3	(10.9)	11.8	(10.4)	33.5	(2.4)	22.0	(8.7)	32.8	(9.6)	5.1	(1.9)	0.6	(1.2)			Singapur	-3.4	(7.3)	3.7	(2.5)	27.7	(23.2																																																																																																								
Tschech. Rep.	1.8	(2.3)	-3.0	(3.7)	10.9	(6.7)	12.6	(12.0)	35.2	(2.7)	12.9	(3.8)	-1.4	(10.6)	15.4	(2.0)	-2.7	(1.6)			Dänemark	3.0	(2.1)	0.7	(2.0)	-12.4	(5.6)	-7.4	(6.2)	29.6	(2.9)	14.3	(3.6)	20.5	(5.9)	27.2	(1.7)	-0.4	(1.1)			Estland	-10.8	(6.0)	2.8	(3.7)	-5.8	(8.0)	19.0	(18.0)	43.9	(3.0)	13.2	(3.6)	29.0	(7.2)	17.0	(2.1)	1.4	(1.9)			Finnland	1.3	(5.6)	-0.1	(2.8)	-5.2	(5.7)	12.5	(11.8)	56.6	(2.5)	13.3	(5.6)	47.7	(7.5)	27.3	(1.9)	-1.2	(1.6)			Frankreich	w	w	w	w	w	w	w	w	w	w	w	w	w	w	w	w	w	w			Deutschland	7.6	(6.6)	-9.0	(4.9)	26.6	(9.0)	-15.1	(14.4)	29.7	(2.5)	15.7	(3.4)	4.1	(5.7)	9.1	(1.5)	-1.1	(0.9)			Griechenland	224.4	(89.6)	-19.7	(17.5)	0.0	(12.9)	-16.9	(19.5)	36.3	(3.1)	2.4	(3.6)	17.0	(14.1)	15.8	(1.7)	2.2	(1.3)			Ungarn	-2.5	(5.1)	1.4	(5.2)	-3.0	(10.4)	12.3	(15.2)	24.8	(2.5)	-7.1	(4.5)	19.2	(9.5)	8.6	(1.6)	0.6	(1.1)			Island	1.8	(5.8)	7.1	(3.7)	5.1	(7.9)	c	c	45.9	(3.3)	4.6	(5.3)	49.3	(11.8)	28.3	(2.7)	-3.8	(1.6)			Irland	1.9	(16.4)	3.2	(5.5)	-11.4	(9.8)	24.7	(8.9)	35.5	(4.4)	-4.2	(3.9)	31.8	(10.4)	26.9	(2.1)	-1.8	(1.5)			Israel	-2.4	(14.8)	-2.9	(5.8)	25.0	(24.3)	11.8	(18.0)	33.3	(3.8)	-3.5	(4.0)	1.8	(6.2)	21.9	(2.6)	3.7	(1.2)			Italien	-5.3	(6.2)	-8.6	(4.3)	9.8	(13.3)	6.0	(17.5)	27.6	(1.7)	16.4	(2.6)	6.7	(2.6)	5.2	(0.8)	-1.0	(0.9)			Japan	6.7	(5.2)	-3.3	(6.1)	-24.9	(13.1)	-53.3	(14.9)	28.4	(2.8)	4.3	(9.3)	74.5	(27.9)	4.4	(2.5)	-0.4	(2.3)			Korea	9.9	(3.9)	-3.6	(4.7)	-26.1	(12.7)	15.1	(10.4)	42.6	(5.7)	2.7	(11.8)	61.6	(25.3)	18.8	(2.7)	0.2	(1.4)			Luxemburg	-0.3	(11.6)	-10.6	(5.0)	-15.5	(20.4)	9.0	(27.9)	36.8	(3.2)	28.6	(3.5)	24.0	(5.0)	16.8	(2.9)	-1.6	(1.2)			Mexiko	2.9	(3.8)	2.2	(4.4)	2.6	(9.1)	17.2	(16.2)	22.2	(1.9)	24.8	(3.5)	19.6	(5.5)	8.4	(1.4)	1.5	(0.5)			Niederlande	1.1	(4.0)	20.3	(6.0)	19.4	(13.8)	2.3	(9.2)	19.1	(1.7)	5.8	(2.7)	12.0	(6.6)	5.2	(1.6)	0.3	(1.1)			Neuseeland	-5.7	(3.6)	-1.4	(3.6)	12.0	(8.7)	-0.2	(12.4)	49.4	(5.7)	-6.8	(3.6)	46.1	(5.7)	34.9	(2.8)	0.3	(2.4)			Norwegen	-3.2	(3.5)	-5.1	(4.7)	-2.3	(8.0)	c	c	48.8	(3.5)	10.8	(5.4)	38.0	(7.7)	28.5	(3.2)	-1.5	(2.0)			Polen	3.9	(8.8)	-3.4	(2.7)	6.7	(4.6)	-0.8	(18.4)	52.8	(3.4)	22.7	(23.3)	52.8	(15.8)	31.3	(1.8)	-3.4	(1.4)			Portugal	10.2	(6.1)	-7.9	(8.9)	-2.3	(7.7)	7.3	(9.8)	34.3	(2.6)	-1.3	(3.2)	14.5	(8.2)	18.0	(1.4)	-0.7	(0.7)			Slowak. Rep.	1.1	(2.9)	-1.7	(3.4)	0.6	(11.4)	-4.8	(10.2)	43.5	(2.9)	1.2	(5.4)	27.9	(7.4)	18.0	(1.9)	-3.5	(1.3)			Slowenien	-16.8	(11.7)	6.0	(7.0)	-2.9	(11.1)	45.8	(18.1)	31.8	(2.4)	8.2	(3.2)	6.3	(5.0)	3.3	(1.2)	1.2	(1.1)			Spanien	-0.7	(3.1)	1.7	(2.5)	7.4	(5.9)	5.6	(5.1)	29.7	(1.7)	24.5	(2.4)	10.0	(3.4)	19.8	(1.0)	-0.8	(0.6)			Schweden	2.8	(2.7)	0.8	(3.2)	6.8	(6.0)	1.5	(12.3)	46.6	(3.0)	7.4	(4.2)	29.4	(6.5)	32.2	(2.1)	-1.3	(1.0)			Schweiz	-13.3	(4.6)	13.1	(5.3)	-0.5	(6.4)	-17.4	(19.1)	31.9	(2.4)	11.6	(2.7)	19.9	(3.4)	18.2	(1.6)	-0.3	(1.4)			Türkei	-66.2	(65.3)	-10.2	(8.6)	24.3	(11.0)	c	c	31.4	(2.8)	-2.1	(7.7)	1.0	(11.3)	7.8	(2.2)	-0.1	(0.9)			Ver. Königreich	-1.8	(2.0)	1.1	(2.7)	0.7	(5.6)	-31.4	(12.7)	26.1	(3.1)	-6.8	(4.5)	17.8	(6.7)	26.0	(2.0)	0.6	(1.6)			Ver. Staaten	8.5	(6.2)	-5.0	(5.7)	-3.0	(9.4)	-10.1	(21.1)	28.0	(4.2)	-3.7	(7.5)	5.5	(8.1)	23.6	(2.4)	-1.8	(3.1)			OECD-Durchschnitt	5.8	(3.6)	-1.0	(1.0)	0.9	(1.9)	3.4	(2.8)	34.4	(0.5)	7.3	(1.1)	24.4	(1.8)	18.0	(0.3)	-0.4	(0.2)			Partnerländer																				Albanien	-8.6	(10.2)	2.4	(6.8)	-10.6	(10.7)	33.4	(30.6)	58.3	(4.1)	23.0	(11.6)	17.2	(16.5)	20.3	(3.8)	3.1	(1.6)			Argentinien	16.9	(12.9)	-16.1	(7.6)	-33.9	(14.2)	42.4	(15.5)	31.2	(3.2)	1.8	(5.2)	44.7	(17.2)	13.0	(2.1)	1.9	(1.0)			Aserbaidschan	-17.9	(12.0)	6.1	(6.1)	6.8	(12.4)	c	c	22.7	(2.4)	2.6	(5.1)	-2.0	(6.2)	11.4	(2.1)	1.6	(1.0)			Brasilien	7.6	(4.4)	3.1	(3.7)	-23.5	(7.2)	17.7	(13.9)	28.9	(2.0)	12.0	(9.1)	33.6	(12.5)	7.8	(2.0)	1.3	(0.7)			Bulgarien	-4.3	(3.7)	-30.7	(10.9)	6.5	(11.4)	c	c	47.5	(3.8)	29.1	(8.0)	29.1	(6.8)	13.4	(2.3)	1.1	(1.4)			Kolumbien	-11.9	(2.9)	-2.2	(2.9)	-23.0	(8.0)	15.9	(6.1)	10.5	(3.0)	19.3	(8.0)	58.3	(21.9)	13.2	(2.7)	1.4	(0.9)			Kroatien	-41.6	(12.3)	2.6	(8.5)	10.3	(10.7)	c	c	35.1	(3.4)	3.4	(2.5)	-5.5	(9.0)	10.6	(1.9)	-3.5	(1.2)			Dubai (VAE)	2.6	(3.6)	18.1	(4.1)	-23.3	(16.7)	0.7	(15.0)	29.4	(4.6)	-31.7	(3.5)	20.0	(3.1)	19.0	(1.9)	2.6	(1.1)			Hongkong (China)	-3.3	(4.8)	-4.7	(4.3)	24.9	(26.2)	-21.3	(9.1)	25.9	(2.9)	-8.7	(2.4)	25.1	(6.5)	2.3	(2.1)	-1.3	(0.9)			Indonesien	2.3	(3.4)	-1.6	(3.3)	-1.9	(12.3)	-4.8	(9.5)	29.1	(1.8)	18.6	(11.1)	-5.2	(2.7)	7.0	(2.9)	1.4	(0.8)			Jordanien	-29.4	(18.8)	-22.4	(12.3)	11.5	(9.5)	18.3	(9.6)	49.0	(8.7)	-5.7	(3.7)	24.8	(8.3)	20.3	(2.3)	1.4	(1.1)			Kasachstan	1.4	(7.0)	-2.7	(6.9)	-5.8	(8.2)	-43.8	(21.3)	41.6	(2.5)	-11.8	(4.9)	1.8	(4.7)	17.3	(2.5)	-2.1	(1.4)			Kirgisistan	-24.8	(5.9)	3.7	(3.6)	-6.2	(7.9)	102.5	(22.8)	50.6	(3.0)	-12.0	(5.6)	-3.0	(5.0)	19.8	(2.4)	2.5	(1.2)			Lettland	-4.3	(5.8)	2.4	(5.2)	15.5	(9.2)	c	c	47.4	(3.0)	1.0	(3.4)	4.6	(9.7)	19.6	(2.5)	-0.7	(1.6)			Litauen	-5.1	(5.7)	7.2	(3.1)	-6.2	(7.3)	c	c	54.8	(2.7)	-1.1	(4.8)	12.9	(8.0)	19.0	(1.7)	-0.2	(1.2)			Macau (China)	-7.3	(4.7)	6.3	(4.8)	-55.4	(19.9)	4.7	(14.1)	21.9	(2.1)	-10.2	(2.7)	52.3	(7.2)	7.1	(2.1)	0.0	(1.0)			Montenegro	26.1	(15.9)	-11.9	(6.7)	-6.8	(9.0)	c	c	42.0	(3.6)	-6.7	(2.8)	5.8	(11.2)	13.1	(1.5)	0.8	(1.4)			Panama	-3.1	(13.2)	-18.6	(9.7)	-9.5	(13.1)	38.2	(33.7)	19.0	(4.9)	3.5	(6.5)	12.3	(10.9)	7.2	(3.3)	1.7	(0.9)			Peru	13.4	(6.4)	-9.2	(3.9)	-4.0	(9.1)	1.8	(19.6)	12.0	(3.2)	21.2	(10.4)	27.2	(7.5)	11.9	(2.7)	1.2	(0.8)			Katar	-0.8	(5.3)	0.6	(6.9)	-2.3	(11.2)	52.8	(20.5)	36.7	(6.3)	-38.3	(2.8)	20.3	(3.2)	8.1	(1.5)	1.7	(0.9)			Rumänien	28.0	(38.9)	-4.7	(6.4)	-15.9	(13.7)	c	c	16.2	(3.9)	18.2	(9.8)	13.2	(7.8)	11.0	(2.2)	-0.1	(1.2)			Russ. Föderation	-2.3	(4.3)	-1.4	(3.5)	3.8	(5.8)	c	c	41.6	(2.6)	1.4	(2.8)	20.2	(5.8)	21.2	(2.0)	-1.8	(1.7)			Serbien	-0.3	(10.4)	-29.0	(26.6)	10.9	(20.4)	c	c	27.3	(2.8)	-5.6	(3.5)	4.6	(9.4)	7.7	(1.8)	1.1	(1.2)			Shanghai (China)	-0.1	(2.9)	-8.0	(2.8)	-10.3	(10.9)	11.8	(10.4)	33.5	(2.4)	22.0	(8.7)	32.8	(9.6)	5.1	(1.9)	0.6	(1.2)			Singapur	-3.4	(7.3)	3.7	(2.5)	27.7	(23.2																																																																																																																													
Dänemark	3.0	(2.1)	0.7	(2.0)	-12.4	(5.6)	-7.4	(6.2)	29.6	(2.9)	14.3	(3.6)	20.5	(5.9)	27.2	(1.7)	-0.4	(1.1)			Estland	-10.8	(6.0)	2.8	(3.7)	-5.8	(8.0)	19.0	(18.0)	43.9	(3.0)	13.2	(3.6)	29.0	(7.2)	17.0	(2.1)	1.4	(1.9)			Finnland	1.3	(5.6)	-0.1	(2.8)	-5.2	(5.7)	12.5	(11.8)	56.6	(2.5)	13.3	(5.6)	47.7	(7.5)	27.3	(1.9)	-1.2	(1.6)			Frankreich	w	w	w	w	w	w	w	w	w	w	w	w	w	w	w	w	w	w			Deutschland	7.6	(6.6)	-9.0	(4.9)	26.6	(9.0)	-15.1	(14.4)	29.7	(2.5)	15.7	(3.4)	4.1	(5.7)	9.1	(1.5)	-1.1	(0.9)			Griechenland	224.4	(89.6)	-19.7	(17.5)	0.0	(12.9)	-16.9	(19.5)	36.3	(3.1)	2.4	(3.6)	17.0	(14.1)	15.8	(1.7)	2.2	(1.3)			Ungarn	-2.5	(5.1)	1.4	(5.2)	-3.0	(10.4)	12.3	(15.2)	24.8	(2.5)	-7.1	(4.5)	19.2	(9.5)	8.6	(1.6)	0.6	(1.1)			Island	1.8	(5.8)	7.1	(3.7)	5.1	(7.9)	c	c	45.9	(3.3)	4.6	(5.3)	49.3	(11.8)	28.3	(2.7)	-3.8	(1.6)			Irland	1.9	(16.4)	3.2	(5.5)	-11.4	(9.8)	24.7	(8.9)	35.5	(4.4)	-4.2	(3.9)	31.8	(10.4)	26.9	(2.1)	-1.8	(1.5)			Israel	-2.4	(14.8)	-2.9	(5.8)	25.0	(24.3)	11.8	(18.0)	33.3	(3.8)	-3.5	(4.0)	1.8	(6.2)	21.9	(2.6)	3.7	(1.2)			Italien	-5.3	(6.2)	-8.6	(4.3)	9.8	(13.3)	6.0	(17.5)	27.6	(1.7)	16.4	(2.6)	6.7	(2.6)	5.2	(0.8)	-1.0	(0.9)			Japan	6.7	(5.2)	-3.3	(6.1)	-24.9	(13.1)	-53.3	(14.9)	28.4	(2.8)	4.3	(9.3)	74.5	(27.9)	4.4	(2.5)	-0.4	(2.3)			Korea	9.9	(3.9)	-3.6	(4.7)	-26.1	(12.7)	15.1	(10.4)	42.6	(5.7)	2.7	(11.8)	61.6	(25.3)	18.8	(2.7)	0.2	(1.4)			Luxemburg	-0.3	(11.6)	-10.6	(5.0)	-15.5	(20.4)	9.0	(27.9)	36.8	(3.2)	28.6	(3.5)	24.0	(5.0)	16.8	(2.9)	-1.6	(1.2)			Mexiko	2.9	(3.8)	2.2	(4.4)	2.6	(9.1)	17.2	(16.2)	22.2	(1.9)	24.8	(3.5)	19.6	(5.5)	8.4	(1.4)	1.5	(0.5)			Niederlande	1.1	(4.0)	20.3	(6.0)	19.4	(13.8)	2.3	(9.2)	19.1	(1.7)	5.8	(2.7)	12.0	(6.6)	5.2	(1.6)	0.3	(1.1)			Neuseeland	-5.7	(3.6)	-1.4	(3.6)	12.0	(8.7)	-0.2	(12.4)	49.4	(5.7)	-6.8	(3.6)	46.1	(5.7)	34.9	(2.8)	0.3	(2.4)			Norwegen	-3.2	(3.5)	-5.1	(4.7)	-2.3	(8.0)	c	c	48.8	(3.5)	10.8	(5.4)	38.0	(7.7)	28.5	(3.2)	-1.5	(2.0)			Polen	3.9	(8.8)	-3.4	(2.7)	6.7	(4.6)	-0.8	(18.4)	52.8	(3.4)	22.7	(23.3)	52.8	(15.8)	31.3	(1.8)	-3.4	(1.4)			Portugal	10.2	(6.1)	-7.9	(8.9)	-2.3	(7.7)	7.3	(9.8)	34.3	(2.6)	-1.3	(3.2)	14.5	(8.2)	18.0	(1.4)	-0.7	(0.7)			Slowak. Rep.	1.1	(2.9)	-1.7	(3.4)	0.6	(11.4)	-4.8	(10.2)	43.5	(2.9)	1.2	(5.4)	27.9	(7.4)	18.0	(1.9)	-3.5	(1.3)			Slowenien	-16.8	(11.7)	6.0	(7.0)	-2.9	(11.1)	45.8	(18.1)	31.8	(2.4)	8.2	(3.2)	6.3	(5.0)	3.3	(1.2)	1.2	(1.1)			Spanien	-0.7	(3.1)	1.7	(2.5)	7.4	(5.9)	5.6	(5.1)	29.7	(1.7)	24.5	(2.4)	10.0	(3.4)	19.8	(1.0)	-0.8	(0.6)			Schweden	2.8	(2.7)	0.8	(3.2)	6.8	(6.0)	1.5	(12.3)	46.6	(3.0)	7.4	(4.2)	29.4	(6.5)	32.2	(2.1)	-1.3	(1.0)			Schweiz	-13.3	(4.6)	13.1	(5.3)	-0.5	(6.4)	-17.4	(19.1)	31.9	(2.4)	11.6	(2.7)	19.9	(3.4)	18.2	(1.6)	-0.3	(1.4)			Türkei	-66.2	(65.3)	-10.2	(8.6)	24.3	(11.0)	c	c	31.4	(2.8)	-2.1	(7.7)	1.0	(11.3)	7.8	(2.2)	-0.1	(0.9)			Ver. Königreich	-1.8	(2.0)	1.1	(2.7)	0.7	(5.6)	-31.4	(12.7)	26.1	(3.1)	-6.8	(4.5)	17.8	(6.7)	26.0	(2.0)	0.6	(1.6)			Ver. Staaten	8.5	(6.2)	-5.0	(5.7)	-3.0	(9.4)	-10.1	(21.1)	28.0	(4.2)	-3.7	(7.5)	5.5	(8.1)	23.6	(2.4)	-1.8	(3.1)			OECD-Durchschnitt	5.8	(3.6)	-1.0	(1.0)	0.9	(1.9)	3.4	(2.8)	34.4	(0.5)	7.3	(1.1)	24.4	(1.8)	18.0	(0.3)	-0.4	(0.2)			Partnerländer																				Albanien	-8.6	(10.2)	2.4	(6.8)	-10.6	(10.7)	33.4	(30.6)	58.3	(4.1)	23.0	(11.6)	17.2	(16.5)	20.3	(3.8)	3.1	(1.6)			Argentinien	16.9	(12.9)	-16.1	(7.6)	-33.9	(14.2)	42.4	(15.5)	31.2	(3.2)	1.8	(5.2)	44.7	(17.2)	13.0	(2.1)	1.9	(1.0)			Aserbaidschan	-17.9	(12.0)	6.1	(6.1)	6.8	(12.4)	c	c	22.7	(2.4)	2.6	(5.1)	-2.0	(6.2)	11.4	(2.1)	1.6	(1.0)			Brasilien	7.6	(4.4)	3.1	(3.7)	-23.5	(7.2)	17.7	(13.9)	28.9	(2.0)	12.0	(9.1)	33.6	(12.5)	7.8	(2.0)	1.3	(0.7)			Bulgarien	-4.3	(3.7)	-30.7	(10.9)	6.5	(11.4)	c	c	47.5	(3.8)	29.1	(8.0)	29.1	(6.8)	13.4	(2.3)	1.1	(1.4)			Kolumbien	-11.9	(2.9)	-2.2	(2.9)	-23.0	(8.0)	15.9	(6.1)	10.5	(3.0)	19.3	(8.0)	58.3	(21.9)	13.2	(2.7)	1.4	(0.9)			Kroatien	-41.6	(12.3)	2.6	(8.5)	10.3	(10.7)	c	c	35.1	(3.4)	3.4	(2.5)	-5.5	(9.0)	10.6	(1.9)	-3.5	(1.2)			Dubai (VAE)	2.6	(3.6)	18.1	(4.1)	-23.3	(16.7)	0.7	(15.0)	29.4	(4.6)	-31.7	(3.5)	20.0	(3.1)	19.0	(1.9)	2.6	(1.1)			Hongkong (China)	-3.3	(4.8)	-4.7	(4.3)	24.9	(26.2)	-21.3	(9.1)	25.9	(2.9)	-8.7	(2.4)	25.1	(6.5)	2.3	(2.1)	-1.3	(0.9)			Indonesien	2.3	(3.4)	-1.6	(3.3)	-1.9	(12.3)	-4.8	(9.5)	29.1	(1.8)	18.6	(11.1)	-5.2	(2.7)	7.0	(2.9)	1.4	(0.8)			Jordanien	-29.4	(18.8)	-22.4	(12.3)	11.5	(9.5)	18.3	(9.6)	49.0	(8.7)	-5.7	(3.7)	24.8	(8.3)	20.3	(2.3)	1.4	(1.1)			Kasachstan	1.4	(7.0)	-2.7	(6.9)	-5.8	(8.2)	-43.8	(21.3)	41.6	(2.5)	-11.8	(4.9)	1.8	(4.7)	17.3	(2.5)	-2.1	(1.4)			Kirgisistan	-24.8	(5.9)	3.7	(3.6)	-6.2	(7.9)	102.5	(22.8)	50.6	(3.0)	-12.0	(5.6)	-3.0	(5.0)	19.8	(2.4)	2.5	(1.2)			Lettland	-4.3	(5.8)	2.4	(5.2)	15.5	(9.2)	c	c	47.4	(3.0)	1.0	(3.4)	4.6	(9.7)	19.6	(2.5)	-0.7	(1.6)			Litauen	-5.1	(5.7)	7.2	(3.1)	-6.2	(7.3)	c	c	54.8	(2.7)	-1.1	(4.8)	12.9	(8.0)	19.0	(1.7)	-0.2	(1.2)			Macau (China)	-7.3	(4.7)	6.3	(4.8)	-55.4	(19.9)	4.7	(14.1)	21.9	(2.1)	-10.2	(2.7)	52.3	(7.2)	7.1	(2.1)	0.0	(1.0)			Montenegro	26.1	(15.9)	-11.9	(6.7)	-6.8	(9.0)	c	c	42.0	(3.6)	-6.7	(2.8)	5.8	(11.2)	13.1	(1.5)	0.8	(1.4)			Panama	-3.1	(13.2)	-18.6	(9.7)	-9.5	(13.1)	38.2	(33.7)	19.0	(4.9)	3.5	(6.5)	12.3	(10.9)	7.2	(3.3)	1.7	(0.9)			Peru	13.4	(6.4)	-9.2	(3.9)	-4.0	(9.1)	1.8	(19.6)	12.0	(3.2)	21.2	(10.4)	27.2	(7.5)	11.9	(2.7)	1.2	(0.8)			Katar	-0.8	(5.3)	0.6	(6.9)	-2.3	(11.2)	52.8	(20.5)	36.7	(6.3)	-38.3	(2.8)	20.3	(3.2)	8.1	(1.5)	1.7	(0.9)			Rumänien	28.0	(38.9)	-4.7	(6.4)	-15.9	(13.7)	c	c	16.2	(3.9)	18.2	(9.8)	13.2	(7.8)	11.0	(2.2)	-0.1	(1.2)			Russ. Föderation	-2.3	(4.3)	-1.4	(3.5)	3.8	(5.8)	c	c	41.6	(2.6)	1.4	(2.8)	20.2	(5.8)	21.2	(2.0)	-1.8	(1.7)			Serbien	-0.3	(10.4)	-29.0	(26.6)	10.9	(20.4)	c	c	27.3	(2.8)	-5.6	(3.5)	4.6	(9.4)	7.7	(1.8)	1.1	(1.2)			Shanghai (China)	-0.1	(2.9)	-8.0	(2.8)	-10.3	(10.9)	11.8	(10.4)	33.5	(2.4)	22.0	(8.7)	32.8	(9.6)	5.1	(1.9)	0.6	(1.2)			Singapur	-3.4	(7.3)	3.7	(2.5)	27.7	(23.2																																																																																																																																																		
Estland	-10.8	(6.0)	2.8	(3.7)	-5.8	(8.0)	19.0	(18.0)	43.9	(3.0)	13.2	(3.6)	29.0	(7.2)	17.0	(2.1)	1.4	(1.9)			Finnland	1.3	(5.6)	-0.1	(2.8)	-5.2	(5.7)	12.5	(11.8)	56.6	(2.5)	13.3	(5.6)	47.7	(7.5)	27.3	(1.9)	-1.2	(1.6)			Frankreich	w	w	w	w	w	w	w	w	w	w	w	w	w	w	w	w	w	w			Deutschland	7.6	(6.6)	-9.0	(4.9)	26.6	(9.0)	-15.1	(14.4)	29.7	(2.5)	15.7	(3.4)	4.1	(5.7)	9.1	(1.5)	-1.1	(0.9)			Griechenland	224.4	(89.6)	-19.7	(17.5)	0.0	(12.9)	-16.9	(19.5)	36.3	(3.1)	2.4	(3.6)	17.0	(14.1)	15.8	(1.7)	2.2	(1.3)			Ungarn	-2.5	(5.1)	1.4	(5.2)	-3.0	(10.4)	12.3	(15.2)	24.8	(2.5)	-7.1	(4.5)	19.2	(9.5)	8.6	(1.6)	0.6	(1.1)			Island	1.8	(5.8)	7.1	(3.7)	5.1	(7.9)	c	c	45.9	(3.3)	4.6	(5.3)	49.3	(11.8)	28.3	(2.7)	-3.8	(1.6)			Irland	1.9	(16.4)	3.2	(5.5)	-11.4	(9.8)	24.7	(8.9)	35.5	(4.4)	-4.2	(3.9)	31.8	(10.4)	26.9	(2.1)	-1.8	(1.5)			Israel	-2.4	(14.8)	-2.9	(5.8)	25.0	(24.3)	11.8	(18.0)	33.3	(3.8)	-3.5	(4.0)	1.8	(6.2)	21.9	(2.6)	3.7	(1.2)			Italien	-5.3	(6.2)	-8.6	(4.3)	9.8	(13.3)	6.0	(17.5)	27.6	(1.7)	16.4	(2.6)	6.7	(2.6)	5.2	(0.8)	-1.0	(0.9)			Japan	6.7	(5.2)	-3.3	(6.1)	-24.9	(13.1)	-53.3	(14.9)	28.4	(2.8)	4.3	(9.3)	74.5	(27.9)	4.4	(2.5)	-0.4	(2.3)			Korea	9.9	(3.9)	-3.6	(4.7)	-26.1	(12.7)	15.1	(10.4)	42.6	(5.7)	2.7	(11.8)	61.6	(25.3)	18.8	(2.7)	0.2	(1.4)			Luxemburg	-0.3	(11.6)	-10.6	(5.0)	-15.5	(20.4)	9.0	(27.9)	36.8	(3.2)	28.6	(3.5)	24.0	(5.0)	16.8	(2.9)	-1.6	(1.2)			Mexiko	2.9	(3.8)	2.2	(4.4)	2.6	(9.1)	17.2	(16.2)	22.2	(1.9)	24.8	(3.5)	19.6	(5.5)	8.4	(1.4)	1.5	(0.5)			Niederlande	1.1	(4.0)	20.3	(6.0)	19.4	(13.8)	2.3	(9.2)	19.1	(1.7)	5.8	(2.7)	12.0	(6.6)	5.2	(1.6)	0.3	(1.1)			Neuseeland	-5.7	(3.6)	-1.4	(3.6)	12.0	(8.7)	-0.2	(12.4)	49.4	(5.7)	-6.8	(3.6)	46.1	(5.7)	34.9	(2.8)	0.3	(2.4)			Norwegen	-3.2	(3.5)	-5.1	(4.7)	-2.3	(8.0)	c	c	48.8	(3.5)	10.8	(5.4)	38.0	(7.7)	28.5	(3.2)	-1.5	(2.0)			Polen	3.9	(8.8)	-3.4	(2.7)	6.7	(4.6)	-0.8	(18.4)	52.8	(3.4)	22.7	(23.3)	52.8	(15.8)	31.3	(1.8)	-3.4	(1.4)			Portugal	10.2	(6.1)	-7.9	(8.9)	-2.3	(7.7)	7.3	(9.8)	34.3	(2.6)	-1.3	(3.2)	14.5	(8.2)	18.0	(1.4)	-0.7	(0.7)			Slowak. Rep.	1.1	(2.9)	-1.7	(3.4)	0.6	(11.4)	-4.8	(10.2)	43.5	(2.9)	1.2	(5.4)	27.9	(7.4)	18.0	(1.9)	-3.5	(1.3)			Slowenien	-16.8	(11.7)	6.0	(7.0)	-2.9	(11.1)	45.8	(18.1)	31.8	(2.4)	8.2	(3.2)	6.3	(5.0)	3.3	(1.2)	1.2	(1.1)			Spanien	-0.7	(3.1)	1.7	(2.5)	7.4	(5.9)	5.6	(5.1)	29.7	(1.7)	24.5	(2.4)	10.0	(3.4)	19.8	(1.0)	-0.8	(0.6)			Schweden	2.8	(2.7)	0.8	(3.2)	6.8	(6.0)	1.5	(12.3)	46.6	(3.0)	7.4	(4.2)	29.4	(6.5)	32.2	(2.1)	-1.3	(1.0)			Schweiz	-13.3	(4.6)	13.1	(5.3)	-0.5	(6.4)	-17.4	(19.1)	31.9	(2.4)	11.6	(2.7)	19.9	(3.4)	18.2	(1.6)	-0.3	(1.4)			Türkei	-66.2	(65.3)	-10.2	(8.6)	24.3	(11.0)	c	c	31.4	(2.8)	-2.1	(7.7)	1.0	(11.3)	7.8	(2.2)	-0.1	(0.9)			Ver. Königreich	-1.8	(2.0)	1.1	(2.7)	0.7	(5.6)	-31.4	(12.7)	26.1	(3.1)	-6.8	(4.5)	17.8	(6.7)	26.0	(2.0)	0.6	(1.6)			Ver. Staaten	8.5	(6.2)	-5.0	(5.7)	-3.0	(9.4)	-10.1	(21.1)	28.0	(4.2)	-3.7	(7.5)	5.5	(8.1)	23.6	(2.4)	-1.8	(3.1)			OECD-Durchschnitt	5.8	(3.6)	-1.0	(1.0)	0.9	(1.9)	3.4	(2.8)	34.4	(0.5)	7.3	(1.1)	24.4	(1.8)	18.0	(0.3)	-0.4	(0.2)			Partnerländer																				Albanien	-8.6	(10.2)	2.4	(6.8)	-10.6	(10.7)	33.4	(30.6)	58.3	(4.1)	23.0	(11.6)	17.2	(16.5)	20.3	(3.8)	3.1	(1.6)			Argentinien	16.9	(12.9)	-16.1	(7.6)	-33.9	(14.2)	42.4	(15.5)	31.2	(3.2)	1.8	(5.2)	44.7	(17.2)	13.0	(2.1)	1.9	(1.0)			Aserbaidschan	-17.9	(12.0)	6.1	(6.1)	6.8	(12.4)	c	c	22.7	(2.4)	2.6	(5.1)	-2.0	(6.2)	11.4	(2.1)	1.6	(1.0)			Brasilien	7.6	(4.4)	3.1	(3.7)	-23.5	(7.2)	17.7	(13.9)	28.9	(2.0)	12.0	(9.1)	33.6	(12.5)	7.8	(2.0)	1.3	(0.7)			Bulgarien	-4.3	(3.7)	-30.7	(10.9)	6.5	(11.4)	c	c	47.5	(3.8)	29.1	(8.0)	29.1	(6.8)	13.4	(2.3)	1.1	(1.4)			Kolumbien	-11.9	(2.9)	-2.2	(2.9)	-23.0	(8.0)	15.9	(6.1)	10.5	(3.0)	19.3	(8.0)	58.3	(21.9)	13.2	(2.7)	1.4	(0.9)			Kroatien	-41.6	(12.3)	2.6	(8.5)	10.3	(10.7)	c	c	35.1	(3.4)	3.4	(2.5)	-5.5	(9.0)	10.6	(1.9)	-3.5	(1.2)			Dubai (VAE)	2.6	(3.6)	18.1	(4.1)	-23.3	(16.7)	0.7	(15.0)	29.4	(4.6)	-31.7	(3.5)	20.0	(3.1)	19.0	(1.9)	2.6	(1.1)			Hongkong (China)	-3.3	(4.8)	-4.7	(4.3)	24.9	(26.2)	-21.3	(9.1)	25.9	(2.9)	-8.7	(2.4)	25.1	(6.5)	2.3	(2.1)	-1.3	(0.9)			Indonesien	2.3	(3.4)	-1.6	(3.3)	-1.9	(12.3)	-4.8	(9.5)	29.1	(1.8)	18.6	(11.1)	-5.2	(2.7)	7.0	(2.9)	1.4	(0.8)			Jordanien	-29.4	(18.8)	-22.4	(12.3)	11.5	(9.5)	18.3	(9.6)	49.0	(8.7)	-5.7	(3.7)	24.8	(8.3)	20.3	(2.3)	1.4	(1.1)			Kasachstan	1.4	(7.0)	-2.7	(6.9)	-5.8	(8.2)	-43.8	(21.3)	41.6	(2.5)	-11.8	(4.9)	1.8	(4.7)	17.3	(2.5)	-2.1	(1.4)			Kirgisistan	-24.8	(5.9)	3.7	(3.6)	-6.2	(7.9)	102.5	(22.8)	50.6	(3.0)	-12.0	(5.6)	-3.0	(5.0)	19.8	(2.4)	2.5	(1.2)			Lettland	-4.3	(5.8)	2.4	(5.2)	15.5	(9.2)	c	c	47.4	(3.0)	1.0	(3.4)	4.6	(9.7)	19.6	(2.5)	-0.7	(1.6)			Litauen	-5.1	(5.7)	7.2	(3.1)	-6.2	(7.3)	c	c	54.8	(2.7)	-1.1	(4.8)	12.9	(8.0)	19.0	(1.7)	-0.2	(1.2)			Macau (China)	-7.3	(4.7)	6.3	(4.8)	-55.4	(19.9)	4.7	(14.1)	21.9	(2.1)	-10.2	(2.7)	52.3	(7.2)	7.1	(2.1)	0.0	(1.0)			Montenegro	26.1	(15.9)	-11.9	(6.7)	-6.8	(9.0)	c	c	42.0	(3.6)	-6.7	(2.8)	5.8	(11.2)	13.1	(1.5)	0.8	(1.4)			Panama	-3.1	(13.2)	-18.6	(9.7)	-9.5	(13.1)	38.2	(33.7)	19.0	(4.9)	3.5	(6.5)	12.3	(10.9)	7.2	(3.3)	1.7	(0.9)			Peru	13.4	(6.4)	-9.2	(3.9)	-4.0	(9.1)	1.8	(19.6)	12.0	(3.2)	21.2	(10.4)	27.2	(7.5)	11.9	(2.7)	1.2	(0.8)			Katar	-0.8	(5.3)	0.6	(6.9)	-2.3	(11.2)	52.8	(20.5)	36.7	(6.3)	-38.3	(2.8)	20.3	(3.2)	8.1	(1.5)	1.7	(0.9)			Rumänien	28.0	(38.9)	-4.7	(6.4)	-15.9	(13.7)	c	c	16.2	(3.9)	18.2	(9.8)	13.2	(7.8)	11.0	(2.2)	-0.1	(1.2)			Russ. Föderation	-2.3	(4.3)	-1.4	(3.5)	3.8	(5.8)	c	c	41.6	(2.6)	1.4	(2.8)	20.2	(5.8)	21.2	(2.0)	-1.8	(1.7)			Serbien	-0.3	(10.4)	-29.0	(26.6)	10.9	(20.4)	c	c	27.3	(2.8)	-5.6	(3.5)	4.6	(9.4)	7.7	(1.8)	1.1	(1.2)			Shanghai (China)	-0.1	(2.9)	-8.0	(2.8)	-10.3	(10.9)	11.8	(10.4)	33.5	(2.4)	22.0	(8.7)	32.8	(9.6)	5.1	(1.9)	0.6	(1.2)			Singapur	-3.4	(7.3)	3.7	(2.5)	27.7	(23.2																																																																																																																																																																							
Finnland	1.3	(5.6)	-0.1	(2.8)	-5.2	(5.7)	12.5	(11.8)	56.6	(2.5)	13.3	(5.6)	47.7	(7.5)	27.3	(1.9)	-1.2	(1.6)			Frankreich	w	w	w	w	w	w	w	w	w	w	w	w	w	w	w	w	w	w			Deutschland	7.6	(6.6)	-9.0	(4.9)	26.6	(9.0)	-15.1	(14.4)	29.7	(2.5)	15.7	(3.4)	4.1	(5.7)	9.1	(1.5)	-1.1	(0.9)			Griechenland	224.4	(89.6)	-19.7	(17.5)	0.0	(12.9)	-16.9	(19.5)	36.3	(3.1)	2.4	(3.6)	17.0	(14.1)	15.8	(1.7)	2.2	(1.3)			Ungarn	-2.5	(5.1)	1.4	(5.2)	-3.0	(10.4)	12.3	(15.2)	24.8	(2.5)	-7.1	(4.5)	19.2	(9.5)	8.6	(1.6)	0.6	(1.1)			Island	1.8	(5.8)	7.1	(3.7)	5.1	(7.9)	c	c	45.9	(3.3)	4.6	(5.3)	49.3	(11.8)	28.3	(2.7)	-3.8	(1.6)			Irland	1.9	(16.4)	3.2	(5.5)	-11.4	(9.8)	24.7	(8.9)	35.5	(4.4)	-4.2	(3.9)	31.8	(10.4)	26.9	(2.1)	-1.8	(1.5)			Israel	-2.4	(14.8)	-2.9	(5.8)	25.0	(24.3)	11.8	(18.0)	33.3	(3.8)	-3.5	(4.0)	1.8	(6.2)	21.9	(2.6)	3.7	(1.2)			Italien	-5.3	(6.2)	-8.6	(4.3)	9.8	(13.3)	6.0	(17.5)	27.6	(1.7)	16.4	(2.6)	6.7	(2.6)	5.2	(0.8)	-1.0	(0.9)			Japan	6.7	(5.2)	-3.3	(6.1)	-24.9	(13.1)	-53.3	(14.9)	28.4	(2.8)	4.3	(9.3)	74.5	(27.9)	4.4	(2.5)	-0.4	(2.3)			Korea	9.9	(3.9)	-3.6	(4.7)	-26.1	(12.7)	15.1	(10.4)	42.6	(5.7)	2.7	(11.8)	61.6	(25.3)	18.8	(2.7)	0.2	(1.4)			Luxemburg	-0.3	(11.6)	-10.6	(5.0)	-15.5	(20.4)	9.0	(27.9)	36.8	(3.2)	28.6	(3.5)	24.0	(5.0)	16.8	(2.9)	-1.6	(1.2)			Mexiko	2.9	(3.8)	2.2	(4.4)	2.6	(9.1)	17.2	(16.2)	22.2	(1.9)	24.8	(3.5)	19.6	(5.5)	8.4	(1.4)	1.5	(0.5)			Niederlande	1.1	(4.0)	20.3	(6.0)	19.4	(13.8)	2.3	(9.2)	19.1	(1.7)	5.8	(2.7)	12.0	(6.6)	5.2	(1.6)	0.3	(1.1)			Neuseeland	-5.7	(3.6)	-1.4	(3.6)	12.0	(8.7)	-0.2	(12.4)	49.4	(5.7)	-6.8	(3.6)	46.1	(5.7)	34.9	(2.8)	0.3	(2.4)			Norwegen	-3.2	(3.5)	-5.1	(4.7)	-2.3	(8.0)	c	c	48.8	(3.5)	10.8	(5.4)	38.0	(7.7)	28.5	(3.2)	-1.5	(2.0)			Polen	3.9	(8.8)	-3.4	(2.7)	6.7	(4.6)	-0.8	(18.4)	52.8	(3.4)	22.7	(23.3)	52.8	(15.8)	31.3	(1.8)	-3.4	(1.4)			Portugal	10.2	(6.1)	-7.9	(8.9)	-2.3	(7.7)	7.3	(9.8)	34.3	(2.6)	-1.3	(3.2)	14.5	(8.2)	18.0	(1.4)	-0.7	(0.7)			Slowak. Rep.	1.1	(2.9)	-1.7	(3.4)	0.6	(11.4)	-4.8	(10.2)	43.5	(2.9)	1.2	(5.4)	27.9	(7.4)	18.0	(1.9)	-3.5	(1.3)			Slowenien	-16.8	(11.7)	6.0	(7.0)	-2.9	(11.1)	45.8	(18.1)	31.8	(2.4)	8.2	(3.2)	6.3	(5.0)	3.3	(1.2)	1.2	(1.1)			Spanien	-0.7	(3.1)	1.7	(2.5)	7.4	(5.9)	5.6	(5.1)	29.7	(1.7)	24.5	(2.4)	10.0	(3.4)	19.8	(1.0)	-0.8	(0.6)			Schweden	2.8	(2.7)	0.8	(3.2)	6.8	(6.0)	1.5	(12.3)	46.6	(3.0)	7.4	(4.2)	29.4	(6.5)	32.2	(2.1)	-1.3	(1.0)			Schweiz	-13.3	(4.6)	13.1	(5.3)	-0.5	(6.4)	-17.4	(19.1)	31.9	(2.4)	11.6	(2.7)	19.9	(3.4)	18.2	(1.6)	-0.3	(1.4)			Türkei	-66.2	(65.3)	-10.2	(8.6)	24.3	(11.0)	c	c	31.4	(2.8)	-2.1	(7.7)	1.0	(11.3)	7.8	(2.2)	-0.1	(0.9)			Ver. Königreich	-1.8	(2.0)	1.1	(2.7)	0.7	(5.6)	-31.4	(12.7)	26.1	(3.1)	-6.8	(4.5)	17.8	(6.7)	26.0	(2.0)	0.6	(1.6)			Ver. Staaten	8.5	(6.2)	-5.0	(5.7)	-3.0	(9.4)	-10.1	(21.1)	28.0	(4.2)	-3.7	(7.5)	5.5	(8.1)	23.6	(2.4)	-1.8	(3.1)			OECD-Durchschnitt	5.8	(3.6)	-1.0	(1.0)	0.9	(1.9)	3.4	(2.8)	34.4	(0.5)	7.3	(1.1)	24.4	(1.8)	18.0	(0.3)	-0.4	(0.2)			Partnerländer																				Albanien	-8.6	(10.2)	2.4	(6.8)	-10.6	(10.7)	33.4	(30.6)	58.3	(4.1)	23.0	(11.6)	17.2	(16.5)	20.3	(3.8)	3.1	(1.6)			Argentinien	16.9	(12.9)	-16.1	(7.6)	-33.9	(14.2)	42.4	(15.5)	31.2	(3.2)	1.8	(5.2)	44.7	(17.2)	13.0	(2.1)	1.9	(1.0)			Aserbaidschan	-17.9	(12.0)	6.1	(6.1)	6.8	(12.4)	c	c	22.7	(2.4)	2.6	(5.1)	-2.0	(6.2)	11.4	(2.1)	1.6	(1.0)			Brasilien	7.6	(4.4)	3.1	(3.7)	-23.5	(7.2)	17.7	(13.9)	28.9	(2.0)	12.0	(9.1)	33.6	(12.5)	7.8	(2.0)	1.3	(0.7)			Bulgarien	-4.3	(3.7)	-30.7	(10.9)	6.5	(11.4)	c	c	47.5	(3.8)	29.1	(8.0)	29.1	(6.8)	13.4	(2.3)	1.1	(1.4)			Kolumbien	-11.9	(2.9)	-2.2	(2.9)	-23.0	(8.0)	15.9	(6.1)	10.5	(3.0)	19.3	(8.0)	58.3	(21.9)	13.2	(2.7)	1.4	(0.9)			Kroatien	-41.6	(12.3)	2.6	(8.5)	10.3	(10.7)	c	c	35.1	(3.4)	3.4	(2.5)	-5.5	(9.0)	10.6	(1.9)	-3.5	(1.2)			Dubai (VAE)	2.6	(3.6)	18.1	(4.1)	-23.3	(16.7)	0.7	(15.0)	29.4	(4.6)	-31.7	(3.5)	20.0	(3.1)	19.0	(1.9)	2.6	(1.1)			Hongkong (China)	-3.3	(4.8)	-4.7	(4.3)	24.9	(26.2)	-21.3	(9.1)	25.9	(2.9)	-8.7	(2.4)	25.1	(6.5)	2.3	(2.1)	-1.3	(0.9)			Indonesien	2.3	(3.4)	-1.6	(3.3)	-1.9	(12.3)	-4.8	(9.5)	29.1	(1.8)	18.6	(11.1)	-5.2	(2.7)	7.0	(2.9)	1.4	(0.8)			Jordanien	-29.4	(18.8)	-22.4	(12.3)	11.5	(9.5)	18.3	(9.6)	49.0	(8.7)	-5.7	(3.7)	24.8	(8.3)	20.3	(2.3)	1.4	(1.1)			Kasachstan	1.4	(7.0)	-2.7	(6.9)	-5.8	(8.2)	-43.8	(21.3)	41.6	(2.5)	-11.8	(4.9)	1.8	(4.7)	17.3	(2.5)	-2.1	(1.4)			Kirgisistan	-24.8	(5.9)	3.7	(3.6)	-6.2	(7.9)	102.5	(22.8)	50.6	(3.0)	-12.0	(5.6)	-3.0	(5.0)	19.8	(2.4)	2.5	(1.2)			Lettland	-4.3	(5.8)	2.4	(5.2)	15.5	(9.2)	c	c	47.4	(3.0)	1.0	(3.4)	4.6	(9.7)	19.6	(2.5)	-0.7	(1.6)			Litauen	-5.1	(5.7)	7.2	(3.1)	-6.2	(7.3)	c	c	54.8	(2.7)	-1.1	(4.8)	12.9	(8.0)	19.0	(1.7)	-0.2	(1.2)			Macau (China)	-7.3	(4.7)	6.3	(4.8)	-55.4	(19.9)	4.7	(14.1)	21.9	(2.1)	-10.2	(2.7)	52.3	(7.2)	7.1	(2.1)	0.0	(1.0)			Montenegro	26.1	(15.9)	-11.9	(6.7)	-6.8	(9.0)	c	c	42.0	(3.6)	-6.7	(2.8)	5.8	(11.2)	13.1	(1.5)	0.8	(1.4)			Panama	-3.1	(13.2)	-18.6	(9.7)	-9.5	(13.1)	38.2	(33.7)	19.0	(4.9)	3.5	(6.5)	12.3	(10.9)	7.2	(3.3)	1.7	(0.9)			Peru	13.4	(6.4)	-9.2	(3.9)	-4.0	(9.1)	1.8	(19.6)	12.0	(3.2)	21.2	(10.4)	27.2	(7.5)	11.9	(2.7)	1.2	(0.8)			Katar	-0.8	(5.3)	0.6	(6.9)	-2.3	(11.2)	52.8	(20.5)	36.7	(6.3)	-38.3	(2.8)	20.3	(3.2)	8.1	(1.5)	1.7	(0.9)			Rumänien	28.0	(38.9)	-4.7	(6.4)	-15.9	(13.7)	c	c	16.2	(3.9)	18.2	(9.8)	13.2	(7.8)	11.0	(2.2)	-0.1	(1.2)			Russ. Föderation	-2.3	(4.3)	-1.4	(3.5)	3.8	(5.8)	c	c	41.6	(2.6)	1.4	(2.8)	20.2	(5.8)	21.2	(2.0)	-1.8	(1.7)			Serbien	-0.3	(10.4)	-29.0	(26.6)	10.9	(20.4)	c	c	27.3	(2.8)	-5.6	(3.5)	4.6	(9.4)	7.7	(1.8)	1.1	(1.2)			Shanghai (China)	-0.1	(2.9)	-8.0	(2.8)	-10.3	(10.9)	11.8	(10.4)	33.5	(2.4)	22.0	(8.7)	32.8	(9.6)	5.1	(1.9)	0.6	(1.2)			Singapur	-3.4	(7.3)	3.7	(2.5)	27.7	(23.2																																																																																																																																																																																												
Frankreich	w	w	w	w	w	w	w	w	w	w	w	w	w	w	w	w	w	w			Deutschland	7.6	(6.6)	-9.0	(4.9)	26.6	(9.0)	-15.1	(14.4)	29.7	(2.5)	15.7	(3.4)	4.1	(5.7)	9.1	(1.5)	-1.1	(0.9)			Griechenland	224.4	(89.6)	-19.7	(17.5)	0.0	(12.9)	-16.9	(19.5)	36.3	(3.1)	2.4	(3.6)	17.0	(14.1)	15.8	(1.7)	2.2	(1.3)			Ungarn	-2.5	(5.1)	1.4	(5.2)	-3.0	(10.4)	12.3	(15.2)	24.8	(2.5)	-7.1	(4.5)	19.2	(9.5)	8.6	(1.6)	0.6	(1.1)			Island	1.8	(5.8)	7.1	(3.7)	5.1	(7.9)	c	c	45.9	(3.3)	4.6	(5.3)	49.3	(11.8)	28.3	(2.7)	-3.8	(1.6)			Irland	1.9	(16.4)	3.2	(5.5)	-11.4	(9.8)	24.7	(8.9)	35.5	(4.4)	-4.2	(3.9)	31.8	(10.4)	26.9	(2.1)	-1.8	(1.5)			Israel	-2.4	(14.8)	-2.9	(5.8)	25.0	(24.3)	11.8	(18.0)	33.3	(3.8)	-3.5	(4.0)	1.8	(6.2)	21.9	(2.6)	3.7	(1.2)			Italien	-5.3	(6.2)	-8.6	(4.3)	9.8	(13.3)	6.0	(17.5)	27.6	(1.7)	16.4	(2.6)	6.7	(2.6)	5.2	(0.8)	-1.0	(0.9)			Japan	6.7	(5.2)	-3.3	(6.1)	-24.9	(13.1)	-53.3	(14.9)	28.4	(2.8)	4.3	(9.3)	74.5	(27.9)	4.4	(2.5)	-0.4	(2.3)			Korea	9.9	(3.9)	-3.6	(4.7)	-26.1	(12.7)	15.1	(10.4)	42.6	(5.7)	2.7	(11.8)	61.6	(25.3)	18.8	(2.7)	0.2	(1.4)			Luxemburg	-0.3	(11.6)	-10.6	(5.0)	-15.5	(20.4)	9.0	(27.9)	36.8	(3.2)	28.6	(3.5)	24.0	(5.0)	16.8	(2.9)	-1.6	(1.2)			Mexiko	2.9	(3.8)	2.2	(4.4)	2.6	(9.1)	17.2	(16.2)	22.2	(1.9)	24.8	(3.5)	19.6	(5.5)	8.4	(1.4)	1.5	(0.5)			Niederlande	1.1	(4.0)	20.3	(6.0)	19.4	(13.8)	2.3	(9.2)	19.1	(1.7)	5.8	(2.7)	12.0	(6.6)	5.2	(1.6)	0.3	(1.1)			Neuseeland	-5.7	(3.6)	-1.4	(3.6)	12.0	(8.7)	-0.2	(12.4)	49.4	(5.7)	-6.8	(3.6)	46.1	(5.7)	34.9	(2.8)	0.3	(2.4)			Norwegen	-3.2	(3.5)	-5.1	(4.7)	-2.3	(8.0)	c	c	48.8	(3.5)	10.8	(5.4)	38.0	(7.7)	28.5	(3.2)	-1.5	(2.0)			Polen	3.9	(8.8)	-3.4	(2.7)	6.7	(4.6)	-0.8	(18.4)	52.8	(3.4)	22.7	(23.3)	52.8	(15.8)	31.3	(1.8)	-3.4	(1.4)			Portugal	10.2	(6.1)	-7.9	(8.9)	-2.3	(7.7)	7.3	(9.8)	34.3	(2.6)	-1.3	(3.2)	14.5	(8.2)	18.0	(1.4)	-0.7	(0.7)			Slowak. Rep.	1.1	(2.9)	-1.7	(3.4)	0.6	(11.4)	-4.8	(10.2)	43.5	(2.9)	1.2	(5.4)	27.9	(7.4)	18.0	(1.9)	-3.5	(1.3)			Slowenien	-16.8	(11.7)	6.0	(7.0)	-2.9	(11.1)	45.8	(18.1)	31.8	(2.4)	8.2	(3.2)	6.3	(5.0)	3.3	(1.2)	1.2	(1.1)			Spanien	-0.7	(3.1)	1.7	(2.5)	7.4	(5.9)	5.6	(5.1)	29.7	(1.7)	24.5	(2.4)	10.0	(3.4)	19.8	(1.0)	-0.8	(0.6)			Schweden	2.8	(2.7)	0.8	(3.2)	6.8	(6.0)	1.5	(12.3)	46.6	(3.0)	7.4	(4.2)	29.4	(6.5)	32.2	(2.1)	-1.3	(1.0)			Schweiz	-13.3	(4.6)	13.1	(5.3)	-0.5	(6.4)	-17.4	(19.1)	31.9	(2.4)	11.6	(2.7)	19.9	(3.4)	18.2	(1.6)	-0.3	(1.4)			Türkei	-66.2	(65.3)	-10.2	(8.6)	24.3	(11.0)	c	c	31.4	(2.8)	-2.1	(7.7)	1.0	(11.3)	7.8	(2.2)	-0.1	(0.9)			Ver. Königreich	-1.8	(2.0)	1.1	(2.7)	0.7	(5.6)	-31.4	(12.7)	26.1	(3.1)	-6.8	(4.5)	17.8	(6.7)	26.0	(2.0)	0.6	(1.6)			Ver. Staaten	8.5	(6.2)	-5.0	(5.7)	-3.0	(9.4)	-10.1	(21.1)	28.0	(4.2)	-3.7	(7.5)	5.5	(8.1)	23.6	(2.4)	-1.8	(3.1)			OECD-Durchschnitt	5.8	(3.6)	-1.0	(1.0)	0.9	(1.9)	3.4	(2.8)	34.4	(0.5)	7.3	(1.1)	24.4	(1.8)	18.0	(0.3)	-0.4	(0.2)			Partnerländer																				Albanien	-8.6	(10.2)	2.4	(6.8)	-10.6	(10.7)	33.4	(30.6)	58.3	(4.1)	23.0	(11.6)	17.2	(16.5)	20.3	(3.8)	3.1	(1.6)			Argentinien	16.9	(12.9)	-16.1	(7.6)	-33.9	(14.2)	42.4	(15.5)	31.2	(3.2)	1.8	(5.2)	44.7	(17.2)	13.0	(2.1)	1.9	(1.0)			Aserbaidschan	-17.9	(12.0)	6.1	(6.1)	6.8	(12.4)	c	c	22.7	(2.4)	2.6	(5.1)	-2.0	(6.2)	11.4	(2.1)	1.6	(1.0)			Brasilien	7.6	(4.4)	3.1	(3.7)	-23.5	(7.2)	17.7	(13.9)	28.9	(2.0)	12.0	(9.1)	33.6	(12.5)	7.8	(2.0)	1.3	(0.7)			Bulgarien	-4.3	(3.7)	-30.7	(10.9)	6.5	(11.4)	c	c	47.5	(3.8)	29.1	(8.0)	29.1	(6.8)	13.4	(2.3)	1.1	(1.4)			Kolumbien	-11.9	(2.9)	-2.2	(2.9)	-23.0	(8.0)	15.9	(6.1)	10.5	(3.0)	19.3	(8.0)	58.3	(21.9)	13.2	(2.7)	1.4	(0.9)			Kroatien	-41.6	(12.3)	2.6	(8.5)	10.3	(10.7)	c	c	35.1	(3.4)	3.4	(2.5)	-5.5	(9.0)	10.6	(1.9)	-3.5	(1.2)			Dubai (VAE)	2.6	(3.6)	18.1	(4.1)	-23.3	(16.7)	0.7	(15.0)	29.4	(4.6)	-31.7	(3.5)	20.0	(3.1)	19.0	(1.9)	2.6	(1.1)			Hongkong (China)	-3.3	(4.8)	-4.7	(4.3)	24.9	(26.2)	-21.3	(9.1)	25.9	(2.9)	-8.7	(2.4)	25.1	(6.5)	2.3	(2.1)	-1.3	(0.9)			Indonesien	2.3	(3.4)	-1.6	(3.3)	-1.9	(12.3)	-4.8	(9.5)	29.1	(1.8)	18.6	(11.1)	-5.2	(2.7)	7.0	(2.9)	1.4	(0.8)			Jordanien	-29.4	(18.8)	-22.4	(12.3)	11.5	(9.5)	18.3	(9.6)	49.0	(8.7)	-5.7	(3.7)	24.8	(8.3)	20.3	(2.3)	1.4	(1.1)			Kasachstan	1.4	(7.0)	-2.7	(6.9)	-5.8	(8.2)	-43.8	(21.3)	41.6	(2.5)	-11.8	(4.9)	1.8	(4.7)	17.3	(2.5)	-2.1	(1.4)			Kirgisistan	-24.8	(5.9)	3.7	(3.6)	-6.2	(7.9)	102.5	(22.8)	50.6	(3.0)	-12.0	(5.6)	-3.0	(5.0)	19.8	(2.4)	2.5	(1.2)			Lettland	-4.3	(5.8)	2.4	(5.2)	15.5	(9.2)	c	c	47.4	(3.0)	1.0	(3.4)	4.6	(9.7)	19.6	(2.5)	-0.7	(1.6)			Litauen	-5.1	(5.7)	7.2	(3.1)	-6.2	(7.3)	c	c	54.8	(2.7)	-1.1	(4.8)	12.9	(8.0)	19.0	(1.7)	-0.2	(1.2)			Macau (China)	-7.3	(4.7)	6.3	(4.8)	-55.4	(19.9)	4.7	(14.1)	21.9	(2.1)	-10.2	(2.7)	52.3	(7.2)	7.1	(2.1)	0.0	(1.0)			Montenegro	26.1	(15.9)	-11.9	(6.7)	-6.8	(9.0)	c	c	42.0	(3.6)	-6.7	(2.8)	5.8	(11.2)	13.1	(1.5)	0.8	(1.4)			Panama	-3.1	(13.2)	-18.6	(9.7)	-9.5	(13.1)	38.2	(33.7)	19.0	(4.9)	3.5	(6.5)	12.3	(10.9)	7.2	(3.3)	1.7	(0.9)			Peru	13.4	(6.4)	-9.2	(3.9)	-4.0	(9.1)	1.8	(19.6)	12.0	(3.2)	21.2	(10.4)	27.2	(7.5)	11.9	(2.7)	1.2	(0.8)			Katar	-0.8	(5.3)	0.6	(6.9)	-2.3	(11.2)	52.8	(20.5)	36.7	(6.3)	-38.3	(2.8)	20.3	(3.2)	8.1	(1.5)	1.7	(0.9)			Rumänien	28.0	(38.9)	-4.7	(6.4)	-15.9	(13.7)	c	c	16.2	(3.9)	18.2	(9.8)	13.2	(7.8)	11.0	(2.2)	-0.1	(1.2)			Russ. Föderation	-2.3	(4.3)	-1.4	(3.5)	3.8	(5.8)	c	c	41.6	(2.6)	1.4	(2.8)	20.2	(5.8)	21.2	(2.0)	-1.8	(1.7)			Serbien	-0.3	(10.4)	-29.0	(26.6)	10.9	(20.4)	c	c	27.3	(2.8)	-5.6	(3.5)	4.6	(9.4)	7.7	(1.8)	1.1	(1.2)			Shanghai (China)	-0.1	(2.9)	-8.0	(2.8)	-10.3	(10.9)	11.8	(10.4)	33.5	(2.4)	22.0	(8.7)	32.8	(9.6)	5.1	(1.9)	0.6	(1.2)			Singapur	-3.4	(7.3)	3.7	(2.5)	27.7	(23.2																																																																																																																																																																																																																	
Deutschland	7.6	(6.6)	-9.0	(4.9)	26.6	(9.0)	-15.1	(14.4)	29.7	(2.5)	15.7	(3.4)	4.1	(5.7)	9.1	(1.5)	-1.1	(0.9)			Griechenland	224.4	(89.6)	-19.7	(17.5)	0.0	(12.9)	-16.9	(19.5)	36.3	(3.1)	2.4	(3.6)	17.0	(14.1)	15.8	(1.7)	2.2	(1.3)			Ungarn	-2.5	(5.1)	1.4	(5.2)	-3.0	(10.4)	12.3	(15.2)	24.8	(2.5)	-7.1	(4.5)	19.2	(9.5)	8.6	(1.6)	0.6	(1.1)			Island	1.8	(5.8)	7.1	(3.7)	5.1	(7.9)	c	c	45.9	(3.3)	4.6	(5.3)	49.3	(11.8)	28.3	(2.7)	-3.8	(1.6)			Irland	1.9	(16.4)	3.2	(5.5)	-11.4	(9.8)	24.7	(8.9)	35.5	(4.4)	-4.2	(3.9)	31.8	(10.4)	26.9	(2.1)	-1.8	(1.5)			Israel	-2.4	(14.8)	-2.9	(5.8)	25.0	(24.3)	11.8	(18.0)	33.3	(3.8)	-3.5	(4.0)	1.8	(6.2)	21.9	(2.6)	3.7	(1.2)			Italien	-5.3	(6.2)	-8.6	(4.3)	9.8	(13.3)	6.0	(17.5)	27.6	(1.7)	16.4	(2.6)	6.7	(2.6)	5.2	(0.8)	-1.0	(0.9)			Japan	6.7	(5.2)	-3.3	(6.1)	-24.9	(13.1)	-53.3	(14.9)	28.4	(2.8)	4.3	(9.3)	74.5	(27.9)	4.4	(2.5)	-0.4	(2.3)			Korea	9.9	(3.9)	-3.6	(4.7)	-26.1	(12.7)	15.1	(10.4)	42.6	(5.7)	2.7	(11.8)	61.6	(25.3)	18.8	(2.7)	0.2	(1.4)			Luxemburg	-0.3	(11.6)	-10.6	(5.0)	-15.5	(20.4)	9.0	(27.9)	36.8	(3.2)	28.6	(3.5)	24.0	(5.0)	16.8	(2.9)	-1.6	(1.2)			Mexiko	2.9	(3.8)	2.2	(4.4)	2.6	(9.1)	17.2	(16.2)	22.2	(1.9)	24.8	(3.5)	19.6	(5.5)	8.4	(1.4)	1.5	(0.5)			Niederlande	1.1	(4.0)	20.3	(6.0)	19.4	(13.8)	2.3	(9.2)	19.1	(1.7)	5.8	(2.7)	12.0	(6.6)	5.2	(1.6)	0.3	(1.1)			Neuseeland	-5.7	(3.6)	-1.4	(3.6)	12.0	(8.7)	-0.2	(12.4)	49.4	(5.7)	-6.8	(3.6)	46.1	(5.7)	34.9	(2.8)	0.3	(2.4)			Norwegen	-3.2	(3.5)	-5.1	(4.7)	-2.3	(8.0)	c	c	48.8	(3.5)	10.8	(5.4)	38.0	(7.7)	28.5	(3.2)	-1.5	(2.0)			Polen	3.9	(8.8)	-3.4	(2.7)	6.7	(4.6)	-0.8	(18.4)	52.8	(3.4)	22.7	(23.3)	52.8	(15.8)	31.3	(1.8)	-3.4	(1.4)			Portugal	10.2	(6.1)	-7.9	(8.9)	-2.3	(7.7)	7.3	(9.8)	34.3	(2.6)	-1.3	(3.2)	14.5	(8.2)	18.0	(1.4)	-0.7	(0.7)			Slowak. Rep.	1.1	(2.9)	-1.7	(3.4)	0.6	(11.4)	-4.8	(10.2)	43.5	(2.9)	1.2	(5.4)	27.9	(7.4)	18.0	(1.9)	-3.5	(1.3)			Slowenien	-16.8	(11.7)	6.0	(7.0)	-2.9	(11.1)	45.8	(18.1)	31.8	(2.4)	8.2	(3.2)	6.3	(5.0)	3.3	(1.2)	1.2	(1.1)			Spanien	-0.7	(3.1)	1.7	(2.5)	7.4	(5.9)	5.6	(5.1)	29.7	(1.7)	24.5	(2.4)	10.0	(3.4)	19.8	(1.0)	-0.8	(0.6)			Schweden	2.8	(2.7)	0.8	(3.2)	6.8	(6.0)	1.5	(12.3)	46.6	(3.0)	7.4	(4.2)	29.4	(6.5)	32.2	(2.1)	-1.3	(1.0)			Schweiz	-13.3	(4.6)	13.1	(5.3)	-0.5	(6.4)	-17.4	(19.1)	31.9	(2.4)	11.6	(2.7)	19.9	(3.4)	18.2	(1.6)	-0.3	(1.4)			Türkei	-66.2	(65.3)	-10.2	(8.6)	24.3	(11.0)	c	c	31.4	(2.8)	-2.1	(7.7)	1.0	(11.3)	7.8	(2.2)	-0.1	(0.9)			Ver. Königreich	-1.8	(2.0)	1.1	(2.7)	0.7	(5.6)	-31.4	(12.7)	26.1	(3.1)	-6.8	(4.5)	17.8	(6.7)	26.0	(2.0)	0.6	(1.6)			Ver. Staaten	8.5	(6.2)	-5.0	(5.7)	-3.0	(9.4)	-10.1	(21.1)	28.0	(4.2)	-3.7	(7.5)	5.5	(8.1)	23.6	(2.4)	-1.8	(3.1)			OECD-Durchschnitt	5.8	(3.6)	-1.0	(1.0)	0.9	(1.9)	3.4	(2.8)	34.4	(0.5)	7.3	(1.1)	24.4	(1.8)	18.0	(0.3)	-0.4	(0.2)			Partnerländer																				Albanien	-8.6	(10.2)	2.4	(6.8)	-10.6	(10.7)	33.4	(30.6)	58.3	(4.1)	23.0	(11.6)	17.2	(16.5)	20.3	(3.8)	3.1	(1.6)			Argentinien	16.9	(12.9)	-16.1	(7.6)	-33.9	(14.2)	42.4	(15.5)	31.2	(3.2)	1.8	(5.2)	44.7	(17.2)	13.0	(2.1)	1.9	(1.0)			Aserbaidschan	-17.9	(12.0)	6.1	(6.1)	6.8	(12.4)	c	c	22.7	(2.4)	2.6	(5.1)	-2.0	(6.2)	11.4	(2.1)	1.6	(1.0)			Brasilien	7.6	(4.4)	3.1	(3.7)	-23.5	(7.2)	17.7	(13.9)	28.9	(2.0)	12.0	(9.1)	33.6	(12.5)	7.8	(2.0)	1.3	(0.7)			Bulgarien	-4.3	(3.7)	-30.7	(10.9)	6.5	(11.4)	c	c	47.5	(3.8)	29.1	(8.0)	29.1	(6.8)	13.4	(2.3)	1.1	(1.4)			Kolumbien	-11.9	(2.9)	-2.2	(2.9)	-23.0	(8.0)	15.9	(6.1)	10.5	(3.0)	19.3	(8.0)	58.3	(21.9)	13.2	(2.7)	1.4	(0.9)			Kroatien	-41.6	(12.3)	2.6	(8.5)	10.3	(10.7)	c	c	35.1	(3.4)	3.4	(2.5)	-5.5	(9.0)	10.6	(1.9)	-3.5	(1.2)			Dubai (VAE)	2.6	(3.6)	18.1	(4.1)	-23.3	(16.7)	0.7	(15.0)	29.4	(4.6)	-31.7	(3.5)	20.0	(3.1)	19.0	(1.9)	2.6	(1.1)			Hongkong (China)	-3.3	(4.8)	-4.7	(4.3)	24.9	(26.2)	-21.3	(9.1)	25.9	(2.9)	-8.7	(2.4)	25.1	(6.5)	2.3	(2.1)	-1.3	(0.9)			Indonesien	2.3	(3.4)	-1.6	(3.3)	-1.9	(12.3)	-4.8	(9.5)	29.1	(1.8)	18.6	(11.1)	-5.2	(2.7)	7.0	(2.9)	1.4	(0.8)			Jordanien	-29.4	(18.8)	-22.4	(12.3)	11.5	(9.5)	18.3	(9.6)	49.0	(8.7)	-5.7	(3.7)	24.8	(8.3)	20.3	(2.3)	1.4	(1.1)			Kasachstan	1.4	(7.0)	-2.7	(6.9)	-5.8	(8.2)	-43.8	(21.3)	41.6	(2.5)	-11.8	(4.9)	1.8	(4.7)	17.3	(2.5)	-2.1	(1.4)			Kirgisistan	-24.8	(5.9)	3.7	(3.6)	-6.2	(7.9)	102.5	(22.8)	50.6	(3.0)	-12.0	(5.6)	-3.0	(5.0)	19.8	(2.4)	2.5	(1.2)			Lettland	-4.3	(5.8)	2.4	(5.2)	15.5	(9.2)	c	c	47.4	(3.0)	1.0	(3.4)	4.6	(9.7)	19.6	(2.5)	-0.7	(1.6)			Litauen	-5.1	(5.7)	7.2	(3.1)	-6.2	(7.3)	c	c	54.8	(2.7)	-1.1	(4.8)	12.9	(8.0)	19.0	(1.7)	-0.2	(1.2)			Macau (China)	-7.3	(4.7)	6.3	(4.8)	-55.4	(19.9)	4.7	(14.1)	21.9	(2.1)	-10.2	(2.7)	52.3	(7.2)	7.1	(2.1)	0.0	(1.0)			Montenegro	26.1	(15.9)	-11.9	(6.7)	-6.8	(9.0)	c	c	42.0	(3.6)	-6.7	(2.8)	5.8	(11.2)	13.1	(1.5)	0.8	(1.4)			Panama	-3.1	(13.2)	-18.6	(9.7)	-9.5	(13.1)	38.2	(33.7)	19.0	(4.9)	3.5	(6.5)	12.3	(10.9)	7.2	(3.3)	1.7	(0.9)			Peru	13.4	(6.4)	-9.2	(3.9)	-4.0	(9.1)	1.8	(19.6)	12.0	(3.2)	21.2	(10.4)	27.2	(7.5)	11.9	(2.7)	1.2	(0.8)			Katar	-0.8	(5.3)	0.6	(6.9)	-2.3	(11.2)	52.8	(20.5)	36.7	(6.3)	-38.3	(2.8)	20.3	(3.2)	8.1	(1.5)	1.7	(0.9)			Rumänien	28.0	(38.9)	-4.7	(6.4)	-15.9	(13.7)	c	c	16.2	(3.9)	18.2	(9.8)	13.2	(7.8)	11.0	(2.2)	-0.1	(1.2)			Russ. Föderation	-2.3	(4.3)	-1.4	(3.5)	3.8	(5.8)	c	c	41.6	(2.6)	1.4	(2.8)	20.2	(5.8)	21.2	(2.0)	-1.8	(1.7)			Serbien	-0.3	(10.4)	-29.0	(26.6)	10.9	(20.4)	c	c	27.3	(2.8)	-5.6	(3.5)	4.6	(9.4)	7.7	(1.8)	1.1	(1.2)			Shanghai (China)	-0.1	(2.9)	-8.0	(2.8)	-10.3	(10.9)	11.8	(10.4)	33.5	(2.4)	22.0	(8.7)	32.8	(9.6)	5.1	(1.9)	0.6	(1.2)			Singapur	-3.4	(7.3)	3.7	(2.5)	27.7	(23.2																																																																																																																																																																																																																																						
Griechenland	224.4	(89.6)	-19.7	(17.5)	0.0	(12.9)	-16.9	(19.5)	36.3	(3.1)	2.4	(3.6)	17.0	(14.1)	15.8	(1.7)	2.2	(1.3)			Ungarn	-2.5	(5.1)	1.4	(5.2)	-3.0	(10.4)	12.3	(15.2)	24.8	(2.5)	-7.1	(4.5)	19.2	(9.5)	8.6	(1.6)	0.6	(1.1)			Island	1.8	(5.8)	7.1	(3.7)	5.1	(7.9)	c	c	45.9	(3.3)	4.6	(5.3)	49.3	(11.8)	28.3	(2.7)	-3.8	(1.6)			Irland	1.9	(16.4)	3.2	(5.5)	-11.4	(9.8)	24.7	(8.9)	35.5	(4.4)	-4.2	(3.9)	31.8	(10.4)	26.9	(2.1)	-1.8	(1.5)			Israel	-2.4	(14.8)	-2.9	(5.8)	25.0	(24.3)	11.8	(18.0)	33.3	(3.8)	-3.5	(4.0)	1.8	(6.2)	21.9	(2.6)	3.7	(1.2)			Italien	-5.3	(6.2)	-8.6	(4.3)	9.8	(13.3)	6.0	(17.5)	27.6	(1.7)	16.4	(2.6)	6.7	(2.6)	5.2	(0.8)	-1.0	(0.9)			Japan	6.7	(5.2)	-3.3	(6.1)	-24.9	(13.1)	-53.3	(14.9)	28.4	(2.8)	4.3	(9.3)	74.5	(27.9)	4.4	(2.5)	-0.4	(2.3)			Korea	9.9	(3.9)	-3.6	(4.7)	-26.1	(12.7)	15.1	(10.4)	42.6	(5.7)	2.7	(11.8)	61.6	(25.3)	18.8	(2.7)	0.2	(1.4)			Luxemburg	-0.3	(11.6)	-10.6	(5.0)	-15.5	(20.4)	9.0	(27.9)	36.8	(3.2)	28.6	(3.5)	24.0	(5.0)	16.8	(2.9)	-1.6	(1.2)			Mexiko	2.9	(3.8)	2.2	(4.4)	2.6	(9.1)	17.2	(16.2)	22.2	(1.9)	24.8	(3.5)	19.6	(5.5)	8.4	(1.4)	1.5	(0.5)			Niederlande	1.1	(4.0)	20.3	(6.0)	19.4	(13.8)	2.3	(9.2)	19.1	(1.7)	5.8	(2.7)	12.0	(6.6)	5.2	(1.6)	0.3	(1.1)			Neuseeland	-5.7	(3.6)	-1.4	(3.6)	12.0	(8.7)	-0.2	(12.4)	49.4	(5.7)	-6.8	(3.6)	46.1	(5.7)	34.9	(2.8)	0.3	(2.4)			Norwegen	-3.2	(3.5)	-5.1	(4.7)	-2.3	(8.0)	c	c	48.8	(3.5)	10.8	(5.4)	38.0	(7.7)	28.5	(3.2)	-1.5	(2.0)			Polen	3.9	(8.8)	-3.4	(2.7)	6.7	(4.6)	-0.8	(18.4)	52.8	(3.4)	22.7	(23.3)	52.8	(15.8)	31.3	(1.8)	-3.4	(1.4)			Portugal	10.2	(6.1)	-7.9	(8.9)	-2.3	(7.7)	7.3	(9.8)	34.3	(2.6)	-1.3	(3.2)	14.5	(8.2)	18.0	(1.4)	-0.7	(0.7)			Slowak. Rep.	1.1	(2.9)	-1.7	(3.4)	0.6	(11.4)	-4.8	(10.2)	43.5	(2.9)	1.2	(5.4)	27.9	(7.4)	18.0	(1.9)	-3.5	(1.3)			Slowenien	-16.8	(11.7)	6.0	(7.0)	-2.9	(11.1)	45.8	(18.1)	31.8	(2.4)	8.2	(3.2)	6.3	(5.0)	3.3	(1.2)	1.2	(1.1)			Spanien	-0.7	(3.1)	1.7	(2.5)	7.4	(5.9)	5.6	(5.1)	29.7	(1.7)	24.5	(2.4)	10.0	(3.4)	19.8	(1.0)	-0.8	(0.6)			Schweden	2.8	(2.7)	0.8	(3.2)	6.8	(6.0)	1.5	(12.3)	46.6	(3.0)	7.4	(4.2)	29.4	(6.5)	32.2	(2.1)	-1.3	(1.0)			Schweiz	-13.3	(4.6)	13.1	(5.3)	-0.5	(6.4)	-17.4	(19.1)	31.9	(2.4)	11.6	(2.7)	19.9	(3.4)	18.2	(1.6)	-0.3	(1.4)			Türkei	-66.2	(65.3)	-10.2	(8.6)	24.3	(11.0)	c	c	31.4	(2.8)	-2.1	(7.7)	1.0	(11.3)	7.8	(2.2)	-0.1	(0.9)			Ver. Königreich	-1.8	(2.0)	1.1	(2.7)	0.7	(5.6)	-31.4	(12.7)	26.1	(3.1)	-6.8	(4.5)	17.8	(6.7)	26.0	(2.0)	0.6	(1.6)			Ver. Staaten	8.5	(6.2)	-5.0	(5.7)	-3.0	(9.4)	-10.1	(21.1)	28.0	(4.2)	-3.7	(7.5)	5.5	(8.1)	23.6	(2.4)	-1.8	(3.1)			OECD-Durchschnitt	5.8	(3.6)	-1.0	(1.0)	0.9	(1.9)	3.4	(2.8)	34.4	(0.5)	7.3	(1.1)	24.4	(1.8)	18.0	(0.3)	-0.4	(0.2)			Partnerländer																				Albanien	-8.6	(10.2)	2.4	(6.8)	-10.6	(10.7)	33.4	(30.6)	58.3	(4.1)	23.0	(11.6)	17.2	(16.5)	20.3	(3.8)	3.1	(1.6)			Argentinien	16.9	(12.9)	-16.1	(7.6)	-33.9	(14.2)	42.4	(15.5)	31.2	(3.2)	1.8	(5.2)	44.7	(17.2)	13.0	(2.1)	1.9	(1.0)			Aserbaidschan	-17.9	(12.0)	6.1	(6.1)	6.8	(12.4)	c	c	22.7	(2.4)	2.6	(5.1)	-2.0	(6.2)	11.4	(2.1)	1.6	(1.0)			Brasilien	7.6	(4.4)	3.1	(3.7)	-23.5	(7.2)	17.7	(13.9)	28.9	(2.0)	12.0	(9.1)	33.6	(12.5)	7.8	(2.0)	1.3	(0.7)			Bulgarien	-4.3	(3.7)	-30.7	(10.9)	6.5	(11.4)	c	c	47.5	(3.8)	29.1	(8.0)	29.1	(6.8)	13.4	(2.3)	1.1	(1.4)			Kolumbien	-11.9	(2.9)	-2.2	(2.9)	-23.0	(8.0)	15.9	(6.1)	10.5	(3.0)	19.3	(8.0)	58.3	(21.9)	13.2	(2.7)	1.4	(0.9)			Kroatien	-41.6	(12.3)	2.6	(8.5)	10.3	(10.7)	c	c	35.1	(3.4)	3.4	(2.5)	-5.5	(9.0)	10.6	(1.9)	-3.5	(1.2)			Dubai (VAE)	2.6	(3.6)	18.1	(4.1)	-23.3	(16.7)	0.7	(15.0)	29.4	(4.6)	-31.7	(3.5)	20.0	(3.1)	19.0	(1.9)	2.6	(1.1)			Hongkong (China)	-3.3	(4.8)	-4.7	(4.3)	24.9	(26.2)	-21.3	(9.1)	25.9	(2.9)	-8.7	(2.4)	25.1	(6.5)	2.3	(2.1)	-1.3	(0.9)			Indonesien	2.3	(3.4)	-1.6	(3.3)	-1.9	(12.3)	-4.8	(9.5)	29.1	(1.8)	18.6	(11.1)	-5.2	(2.7)	7.0	(2.9)	1.4	(0.8)			Jordanien	-29.4	(18.8)	-22.4	(12.3)	11.5	(9.5)	18.3	(9.6)	49.0	(8.7)	-5.7	(3.7)	24.8	(8.3)	20.3	(2.3)	1.4	(1.1)			Kasachstan	1.4	(7.0)	-2.7	(6.9)	-5.8	(8.2)	-43.8	(21.3)	41.6	(2.5)	-11.8	(4.9)	1.8	(4.7)	17.3	(2.5)	-2.1	(1.4)			Kirgisistan	-24.8	(5.9)	3.7	(3.6)	-6.2	(7.9)	102.5	(22.8)	50.6	(3.0)	-12.0	(5.6)	-3.0	(5.0)	19.8	(2.4)	2.5	(1.2)			Lettland	-4.3	(5.8)	2.4	(5.2)	15.5	(9.2)	c	c	47.4	(3.0)	1.0	(3.4)	4.6	(9.7)	19.6	(2.5)	-0.7	(1.6)			Litauen	-5.1	(5.7)	7.2	(3.1)	-6.2	(7.3)	c	c	54.8	(2.7)	-1.1	(4.8)	12.9	(8.0)	19.0	(1.7)	-0.2	(1.2)			Macau (China)	-7.3	(4.7)	6.3	(4.8)	-55.4	(19.9)	4.7	(14.1)	21.9	(2.1)	-10.2	(2.7)	52.3	(7.2)	7.1	(2.1)	0.0	(1.0)			Montenegro	26.1	(15.9)	-11.9	(6.7)	-6.8	(9.0)	c	c	42.0	(3.6)	-6.7	(2.8)	5.8	(11.2)	13.1	(1.5)	0.8	(1.4)			Panama	-3.1	(13.2)	-18.6	(9.7)	-9.5	(13.1)	38.2	(33.7)	19.0	(4.9)	3.5	(6.5)	12.3	(10.9)	7.2	(3.3)	1.7	(0.9)			Peru	13.4	(6.4)	-9.2	(3.9)	-4.0	(9.1)	1.8	(19.6)	12.0	(3.2)	21.2	(10.4)	27.2	(7.5)	11.9	(2.7)	1.2	(0.8)			Katar	-0.8	(5.3)	0.6	(6.9)	-2.3	(11.2)	52.8	(20.5)	36.7	(6.3)	-38.3	(2.8)	20.3	(3.2)	8.1	(1.5)	1.7	(0.9)			Rumänien	28.0	(38.9)	-4.7	(6.4)	-15.9	(13.7)	c	c	16.2	(3.9)	18.2	(9.8)	13.2	(7.8)	11.0	(2.2)	-0.1	(1.2)			Russ. Föderation	-2.3	(4.3)	-1.4	(3.5)	3.8	(5.8)	c	c	41.6	(2.6)	1.4	(2.8)	20.2	(5.8)	21.2	(2.0)	-1.8	(1.7)			Serbien	-0.3	(10.4)	-29.0	(26.6)	10.9	(20.4)	c	c	27.3	(2.8)	-5.6	(3.5)	4.6	(9.4)	7.7	(1.8)	1.1	(1.2)			Shanghai (China)	-0.1	(2.9)	-8.0	(2.8)	-10.3	(10.9)	11.8	(10.4)	33.5	(2.4)	22.0	(8.7)	32.8	(9.6)	5.1	(1.9)	0.6	(1.2)			Singapur	-3.4	(7.3)	3.7	(2.5)	27.7	(23.2																																																																																																																																																																																																																																																											
Ungarn	-2.5	(5.1)	1.4	(5.2)	-3.0	(10.4)	12.3	(15.2)	24.8	(2.5)	-7.1	(4.5)	19.2	(9.5)	8.6	(1.6)	0.6	(1.1)			Island	1.8	(5.8)	7.1	(3.7)	5.1	(7.9)	c	c	45.9	(3.3)	4.6	(5.3)	49.3	(11.8)	28.3	(2.7)	-3.8	(1.6)			Irland	1.9	(16.4)	3.2	(5.5)	-11.4	(9.8)	24.7	(8.9)	35.5	(4.4)	-4.2	(3.9)	31.8	(10.4)	26.9	(2.1)	-1.8	(1.5)			Israel	-2.4	(14.8)	-2.9	(5.8)	25.0	(24.3)	11.8	(18.0)	33.3	(3.8)	-3.5	(4.0)	1.8	(6.2)	21.9	(2.6)	3.7	(1.2)			Italien	-5.3	(6.2)	-8.6	(4.3)	9.8	(13.3)	6.0	(17.5)	27.6	(1.7)	16.4	(2.6)	6.7	(2.6)	5.2	(0.8)	-1.0	(0.9)			Japan	6.7	(5.2)	-3.3	(6.1)	-24.9	(13.1)	-53.3	(14.9)	28.4	(2.8)	4.3	(9.3)	74.5	(27.9)	4.4	(2.5)	-0.4	(2.3)			Korea	9.9	(3.9)	-3.6	(4.7)	-26.1	(12.7)	15.1	(10.4)	42.6	(5.7)	2.7	(11.8)	61.6	(25.3)	18.8	(2.7)	0.2	(1.4)			Luxemburg	-0.3	(11.6)	-10.6	(5.0)	-15.5	(20.4)	9.0	(27.9)	36.8	(3.2)	28.6	(3.5)	24.0	(5.0)	16.8	(2.9)	-1.6	(1.2)			Mexiko	2.9	(3.8)	2.2	(4.4)	2.6	(9.1)	17.2	(16.2)	22.2	(1.9)	24.8	(3.5)	19.6	(5.5)	8.4	(1.4)	1.5	(0.5)			Niederlande	1.1	(4.0)	20.3	(6.0)	19.4	(13.8)	2.3	(9.2)	19.1	(1.7)	5.8	(2.7)	12.0	(6.6)	5.2	(1.6)	0.3	(1.1)			Neuseeland	-5.7	(3.6)	-1.4	(3.6)	12.0	(8.7)	-0.2	(12.4)	49.4	(5.7)	-6.8	(3.6)	46.1	(5.7)	34.9	(2.8)	0.3	(2.4)			Norwegen	-3.2	(3.5)	-5.1	(4.7)	-2.3	(8.0)	c	c	48.8	(3.5)	10.8	(5.4)	38.0	(7.7)	28.5	(3.2)	-1.5	(2.0)			Polen	3.9	(8.8)	-3.4	(2.7)	6.7	(4.6)	-0.8	(18.4)	52.8	(3.4)	22.7	(23.3)	52.8	(15.8)	31.3	(1.8)	-3.4	(1.4)			Portugal	10.2	(6.1)	-7.9	(8.9)	-2.3	(7.7)	7.3	(9.8)	34.3	(2.6)	-1.3	(3.2)	14.5	(8.2)	18.0	(1.4)	-0.7	(0.7)			Slowak. Rep.	1.1	(2.9)	-1.7	(3.4)	0.6	(11.4)	-4.8	(10.2)	43.5	(2.9)	1.2	(5.4)	27.9	(7.4)	18.0	(1.9)	-3.5	(1.3)			Slowenien	-16.8	(11.7)	6.0	(7.0)	-2.9	(11.1)	45.8	(18.1)	31.8	(2.4)	8.2	(3.2)	6.3	(5.0)	3.3	(1.2)	1.2	(1.1)			Spanien	-0.7	(3.1)	1.7	(2.5)	7.4	(5.9)	5.6	(5.1)	29.7	(1.7)	24.5	(2.4)	10.0	(3.4)	19.8	(1.0)	-0.8	(0.6)			Schweden	2.8	(2.7)	0.8	(3.2)	6.8	(6.0)	1.5	(12.3)	46.6	(3.0)	7.4	(4.2)	29.4	(6.5)	32.2	(2.1)	-1.3	(1.0)			Schweiz	-13.3	(4.6)	13.1	(5.3)	-0.5	(6.4)	-17.4	(19.1)	31.9	(2.4)	11.6	(2.7)	19.9	(3.4)	18.2	(1.6)	-0.3	(1.4)			Türkei	-66.2	(65.3)	-10.2	(8.6)	24.3	(11.0)	c	c	31.4	(2.8)	-2.1	(7.7)	1.0	(11.3)	7.8	(2.2)	-0.1	(0.9)			Ver. Königreich	-1.8	(2.0)	1.1	(2.7)	0.7	(5.6)	-31.4	(12.7)	26.1	(3.1)	-6.8	(4.5)	17.8	(6.7)	26.0	(2.0)	0.6	(1.6)			Ver. Staaten	8.5	(6.2)	-5.0	(5.7)	-3.0	(9.4)	-10.1	(21.1)	28.0	(4.2)	-3.7	(7.5)	5.5	(8.1)	23.6	(2.4)	-1.8	(3.1)			OECD-Durchschnitt	5.8	(3.6)	-1.0	(1.0)	0.9	(1.9)	3.4	(2.8)	34.4	(0.5)	7.3	(1.1)	24.4	(1.8)	18.0	(0.3)	-0.4	(0.2)			Partnerländer																				Albanien	-8.6	(10.2)	2.4	(6.8)	-10.6	(10.7)	33.4	(30.6)	58.3	(4.1)	23.0	(11.6)	17.2	(16.5)	20.3	(3.8)	3.1	(1.6)			Argentinien	16.9	(12.9)	-16.1	(7.6)	-33.9	(14.2)	42.4	(15.5)	31.2	(3.2)	1.8	(5.2)	44.7	(17.2)	13.0	(2.1)	1.9	(1.0)			Aserbaidschan	-17.9	(12.0)	6.1	(6.1)	6.8	(12.4)	c	c	22.7	(2.4)	2.6	(5.1)	-2.0	(6.2)	11.4	(2.1)	1.6	(1.0)			Brasilien	7.6	(4.4)	3.1	(3.7)	-23.5	(7.2)	17.7	(13.9)	28.9	(2.0)	12.0	(9.1)	33.6	(12.5)	7.8	(2.0)	1.3	(0.7)			Bulgarien	-4.3	(3.7)	-30.7	(10.9)	6.5	(11.4)	c	c	47.5	(3.8)	29.1	(8.0)	29.1	(6.8)	13.4	(2.3)	1.1	(1.4)			Kolumbien	-11.9	(2.9)	-2.2	(2.9)	-23.0	(8.0)	15.9	(6.1)	10.5	(3.0)	19.3	(8.0)	58.3	(21.9)	13.2	(2.7)	1.4	(0.9)			Kroatien	-41.6	(12.3)	2.6	(8.5)	10.3	(10.7)	c	c	35.1	(3.4)	3.4	(2.5)	-5.5	(9.0)	10.6	(1.9)	-3.5	(1.2)			Dubai (VAE)	2.6	(3.6)	18.1	(4.1)	-23.3	(16.7)	0.7	(15.0)	29.4	(4.6)	-31.7	(3.5)	20.0	(3.1)	19.0	(1.9)	2.6	(1.1)			Hongkong (China)	-3.3	(4.8)	-4.7	(4.3)	24.9	(26.2)	-21.3	(9.1)	25.9	(2.9)	-8.7	(2.4)	25.1	(6.5)	2.3	(2.1)	-1.3	(0.9)			Indonesien	2.3	(3.4)	-1.6	(3.3)	-1.9	(12.3)	-4.8	(9.5)	29.1	(1.8)	18.6	(11.1)	-5.2	(2.7)	7.0	(2.9)	1.4	(0.8)			Jordanien	-29.4	(18.8)	-22.4	(12.3)	11.5	(9.5)	18.3	(9.6)	49.0	(8.7)	-5.7	(3.7)	24.8	(8.3)	20.3	(2.3)	1.4	(1.1)			Kasachstan	1.4	(7.0)	-2.7	(6.9)	-5.8	(8.2)	-43.8	(21.3)	41.6	(2.5)	-11.8	(4.9)	1.8	(4.7)	17.3	(2.5)	-2.1	(1.4)			Kirgisistan	-24.8	(5.9)	3.7	(3.6)	-6.2	(7.9)	102.5	(22.8)	50.6	(3.0)	-12.0	(5.6)	-3.0	(5.0)	19.8	(2.4)	2.5	(1.2)			Lettland	-4.3	(5.8)	2.4	(5.2)	15.5	(9.2)	c	c	47.4	(3.0)	1.0	(3.4)	4.6	(9.7)	19.6	(2.5)	-0.7	(1.6)			Litauen	-5.1	(5.7)	7.2	(3.1)	-6.2	(7.3)	c	c	54.8	(2.7)	-1.1	(4.8)	12.9	(8.0)	19.0	(1.7)	-0.2	(1.2)			Macau (China)	-7.3	(4.7)	6.3	(4.8)	-55.4	(19.9)	4.7	(14.1)	21.9	(2.1)	-10.2	(2.7)	52.3	(7.2)	7.1	(2.1)	0.0	(1.0)			Montenegro	26.1	(15.9)	-11.9	(6.7)	-6.8	(9.0)	c	c	42.0	(3.6)	-6.7	(2.8)	5.8	(11.2)	13.1	(1.5)	0.8	(1.4)			Panama	-3.1	(13.2)	-18.6	(9.7)	-9.5	(13.1)	38.2	(33.7)	19.0	(4.9)	3.5	(6.5)	12.3	(10.9)	7.2	(3.3)	1.7	(0.9)			Peru	13.4	(6.4)	-9.2	(3.9)	-4.0	(9.1)	1.8	(19.6)	12.0	(3.2)	21.2	(10.4)	27.2	(7.5)	11.9	(2.7)	1.2	(0.8)			Katar	-0.8	(5.3)	0.6	(6.9)	-2.3	(11.2)	52.8	(20.5)	36.7	(6.3)	-38.3	(2.8)	20.3	(3.2)	8.1	(1.5)	1.7	(0.9)			Rumänien	28.0	(38.9)	-4.7	(6.4)	-15.9	(13.7)	c	c	16.2	(3.9)	18.2	(9.8)	13.2	(7.8)	11.0	(2.2)	-0.1	(1.2)			Russ. Föderation	-2.3	(4.3)	-1.4	(3.5)	3.8	(5.8)	c	c	41.6	(2.6)	1.4	(2.8)	20.2	(5.8)	21.2	(2.0)	-1.8	(1.7)			Serbien	-0.3	(10.4)	-29.0	(26.6)	10.9	(20.4)	c	c	27.3	(2.8)	-5.6	(3.5)	4.6	(9.4)	7.7	(1.8)	1.1	(1.2)			Shanghai (China)	-0.1	(2.9)	-8.0	(2.8)	-10.3	(10.9)	11.8	(10.4)	33.5	(2.4)	22.0	(8.7)	32.8	(9.6)	5.1	(1.9)	0.6	(1.2)			Singapur	-3.4	(7.3)	3.7	(2.5)	27.7	(23.2																																																																																																																																																																																																																																																																																
Island	1.8	(5.8)	7.1	(3.7)	5.1	(7.9)	c	c	45.9	(3.3)	4.6	(5.3)	49.3	(11.8)	28.3	(2.7)	-3.8	(1.6)			Irland	1.9	(16.4)	3.2	(5.5)	-11.4	(9.8)	24.7	(8.9)	35.5	(4.4)	-4.2	(3.9)	31.8	(10.4)	26.9	(2.1)	-1.8	(1.5)			Israel	-2.4	(14.8)	-2.9	(5.8)	25.0	(24.3)	11.8	(18.0)	33.3	(3.8)	-3.5	(4.0)	1.8	(6.2)	21.9	(2.6)	3.7	(1.2)			Italien	-5.3	(6.2)	-8.6	(4.3)	9.8	(13.3)	6.0	(17.5)	27.6	(1.7)	16.4	(2.6)	6.7	(2.6)	5.2	(0.8)	-1.0	(0.9)			Japan	6.7	(5.2)	-3.3	(6.1)	-24.9	(13.1)	-53.3	(14.9)	28.4	(2.8)	4.3	(9.3)	74.5	(27.9)	4.4	(2.5)	-0.4	(2.3)			Korea	9.9	(3.9)	-3.6	(4.7)	-26.1	(12.7)	15.1	(10.4)	42.6	(5.7)	2.7	(11.8)	61.6	(25.3)	18.8	(2.7)	0.2	(1.4)			Luxemburg	-0.3	(11.6)	-10.6	(5.0)	-15.5	(20.4)	9.0	(27.9)	36.8	(3.2)	28.6	(3.5)	24.0	(5.0)	16.8	(2.9)	-1.6	(1.2)			Mexiko	2.9	(3.8)	2.2	(4.4)	2.6	(9.1)	17.2	(16.2)	22.2	(1.9)	24.8	(3.5)	19.6	(5.5)	8.4	(1.4)	1.5	(0.5)			Niederlande	1.1	(4.0)	20.3	(6.0)	19.4	(13.8)	2.3	(9.2)	19.1	(1.7)	5.8	(2.7)	12.0	(6.6)	5.2	(1.6)	0.3	(1.1)			Neuseeland	-5.7	(3.6)	-1.4	(3.6)	12.0	(8.7)	-0.2	(12.4)	49.4	(5.7)	-6.8	(3.6)	46.1	(5.7)	34.9	(2.8)	0.3	(2.4)			Norwegen	-3.2	(3.5)	-5.1	(4.7)	-2.3	(8.0)	c	c	48.8	(3.5)	10.8	(5.4)	38.0	(7.7)	28.5	(3.2)	-1.5	(2.0)			Polen	3.9	(8.8)	-3.4	(2.7)	6.7	(4.6)	-0.8	(18.4)	52.8	(3.4)	22.7	(23.3)	52.8	(15.8)	31.3	(1.8)	-3.4	(1.4)			Portugal	10.2	(6.1)	-7.9	(8.9)	-2.3	(7.7)	7.3	(9.8)	34.3	(2.6)	-1.3	(3.2)	14.5	(8.2)	18.0	(1.4)	-0.7	(0.7)			Slowak. Rep.	1.1	(2.9)	-1.7	(3.4)	0.6	(11.4)	-4.8	(10.2)	43.5	(2.9)	1.2	(5.4)	27.9	(7.4)	18.0	(1.9)	-3.5	(1.3)			Slowenien	-16.8	(11.7)	6.0	(7.0)	-2.9	(11.1)	45.8	(18.1)	31.8	(2.4)	8.2	(3.2)	6.3	(5.0)	3.3	(1.2)	1.2	(1.1)			Spanien	-0.7	(3.1)	1.7	(2.5)	7.4	(5.9)	5.6	(5.1)	29.7	(1.7)	24.5	(2.4)	10.0	(3.4)	19.8	(1.0)	-0.8	(0.6)			Schweden	2.8	(2.7)	0.8	(3.2)	6.8	(6.0)	1.5	(12.3)	46.6	(3.0)	7.4	(4.2)	29.4	(6.5)	32.2	(2.1)	-1.3	(1.0)			Schweiz	-13.3	(4.6)	13.1	(5.3)	-0.5	(6.4)	-17.4	(19.1)	31.9	(2.4)	11.6	(2.7)	19.9	(3.4)	18.2	(1.6)	-0.3	(1.4)			Türkei	-66.2	(65.3)	-10.2	(8.6)	24.3	(11.0)	c	c	31.4	(2.8)	-2.1	(7.7)	1.0	(11.3)	7.8	(2.2)	-0.1	(0.9)			Ver. Königreich	-1.8	(2.0)	1.1	(2.7)	0.7	(5.6)	-31.4	(12.7)	26.1	(3.1)	-6.8	(4.5)	17.8	(6.7)	26.0	(2.0)	0.6	(1.6)			Ver. Staaten	8.5	(6.2)	-5.0	(5.7)	-3.0	(9.4)	-10.1	(21.1)	28.0	(4.2)	-3.7	(7.5)	5.5	(8.1)	23.6	(2.4)	-1.8	(3.1)			OECD-Durchschnitt	5.8	(3.6)	-1.0	(1.0)	0.9	(1.9)	3.4	(2.8)	34.4	(0.5)	7.3	(1.1)	24.4	(1.8)	18.0	(0.3)	-0.4	(0.2)			Partnerländer																				Albanien	-8.6	(10.2)	2.4	(6.8)	-10.6	(10.7)	33.4	(30.6)	58.3	(4.1)	23.0	(11.6)	17.2	(16.5)	20.3	(3.8)	3.1	(1.6)			Argentinien	16.9	(12.9)	-16.1	(7.6)	-33.9	(14.2)	42.4	(15.5)	31.2	(3.2)	1.8	(5.2)	44.7	(17.2)	13.0	(2.1)	1.9	(1.0)			Aserbaidschan	-17.9	(12.0)	6.1	(6.1)	6.8	(12.4)	c	c	22.7	(2.4)	2.6	(5.1)	-2.0	(6.2)	11.4	(2.1)	1.6	(1.0)			Brasilien	7.6	(4.4)	3.1	(3.7)	-23.5	(7.2)	17.7	(13.9)	28.9	(2.0)	12.0	(9.1)	33.6	(12.5)	7.8	(2.0)	1.3	(0.7)			Bulgarien	-4.3	(3.7)	-30.7	(10.9)	6.5	(11.4)	c	c	47.5	(3.8)	29.1	(8.0)	29.1	(6.8)	13.4	(2.3)	1.1	(1.4)			Kolumbien	-11.9	(2.9)	-2.2	(2.9)	-23.0	(8.0)	15.9	(6.1)	10.5	(3.0)	19.3	(8.0)	58.3	(21.9)	13.2	(2.7)	1.4	(0.9)			Kroatien	-41.6	(12.3)	2.6	(8.5)	10.3	(10.7)	c	c	35.1	(3.4)	3.4	(2.5)	-5.5	(9.0)	10.6	(1.9)	-3.5	(1.2)			Dubai (VAE)	2.6	(3.6)	18.1	(4.1)	-23.3	(16.7)	0.7	(15.0)	29.4	(4.6)	-31.7	(3.5)	20.0	(3.1)	19.0	(1.9)	2.6	(1.1)			Hongkong (China)	-3.3	(4.8)	-4.7	(4.3)	24.9	(26.2)	-21.3	(9.1)	25.9	(2.9)	-8.7	(2.4)	25.1	(6.5)	2.3	(2.1)	-1.3	(0.9)			Indonesien	2.3	(3.4)	-1.6	(3.3)	-1.9	(12.3)	-4.8	(9.5)	29.1	(1.8)	18.6	(11.1)	-5.2	(2.7)	7.0	(2.9)	1.4	(0.8)			Jordanien	-29.4	(18.8)	-22.4	(12.3)	11.5	(9.5)	18.3	(9.6)	49.0	(8.7)	-5.7	(3.7)	24.8	(8.3)	20.3	(2.3)	1.4	(1.1)			Kasachstan	1.4	(7.0)	-2.7	(6.9)	-5.8	(8.2)	-43.8	(21.3)	41.6	(2.5)	-11.8	(4.9)	1.8	(4.7)	17.3	(2.5)	-2.1	(1.4)			Kirgisistan	-24.8	(5.9)	3.7	(3.6)	-6.2	(7.9)	102.5	(22.8)	50.6	(3.0)	-12.0	(5.6)	-3.0	(5.0)	19.8	(2.4)	2.5	(1.2)			Lettland	-4.3	(5.8)	2.4	(5.2)	15.5	(9.2)	c	c	47.4	(3.0)	1.0	(3.4)	4.6	(9.7)	19.6	(2.5)	-0.7	(1.6)			Litauen	-5.1	(5.7)	7.2	(3.1)	-6.2	(7.3)	c	c	54.8	(2.7)	-1.1	(4.8)	12.9	(8.0)	19.0	(1.7)	-0.2	(1.2)			Macau (China)	-7.3	(4.7)	6.3	(4.8)	-55.4	(19.9)	4.7	(14.1)	21.9	(2.1)	-10.2	(2.7)	52.3	(7.2)	7.1	(2.1)	0.0	(1.0)			Montenegro	26.1	(15.9)	-11.9	(6.7)	-6.8	(9.0)	c	c	42.0	(3.6)	-6.7	(2.8)	5.8	(11.2)	13.1	(1.5)	0.8	(1.4)			Panama	-3.1	(13.2)	-18.6	(9.7)	-9.5	(13.1)	38.2	(33.7)	19.0	(4.9)	3.5	(6.5)	12.3	(10.9)	7.2	(3.3)	1.7	(0.9)			Peru	13.4	(6.4)	-9.2	(3.9)	-4.0	(9.1)	1.8	(19.6)	12.0	(3.2)	21.2	(10.4)	27.2	(7.5)	11.9	(2.7)	1.2	(0.8)			Katar	-0.8	(5.3)	0.6	(6.9)	-2.3	(11.2)	52.8	(20.5)	36.7	(6.3)	-38.3	(2.8)	20.3	(3.2)	8.1	(1.5)	1.7	(0.9)			Rumänien	28.0	(38.9)	-4.7	(6.4)	-15.9	(13.7)	c	c	16.2	(3.9)	18.2	(9.8)	13.2	(7.8)	11.0	(2.2)	-0.1	(1.2)			Russ. Föderation	-2.3	(4.3)	-1.4	(3.5)	3.8	(5.8)	c	c	41.6	(2.6)	1.4	(2.8)	20.2	(5.8)	21.2	(2.0)	-1.8	(1.7)			Serbien	-0.3	(10.4)	-29.0	(26.6)	10.9	(20.4)	c	c	27.3	(2.8)	-5.6	(3.5)	4.6	(9.4)	7.7	(1.8)	1.1	(1.2)			Shanghai (China)	-0.1	(2.9)	-8.0	(2.8)	-10.3	(10.9)	11.8	(10.4)	33.5	(2.4)	22.0	(8.7)	32.8	(9.6)	5.1	(1.9)	0.6	(1.2)			Singapur	-3.4	(7.3)	3.7	(2.5)	27.7	(23.2																																																																																																																																																																																																																																																																																																					
Irland	1.9	(16.4)	3.2	(5.5)	-11.4	(9.8)	24.7	(8.9)	35.5	(4.4)	-4.2	(3.9)	31.8	(10.4)	26.9	(2.1)	-1.8	(1.5)			Israel	-2.4	(14.8)	-2.9	(5.8)	25.0	(24.3)	11.8	(18.0)	33.3	(3.8)	-3.5	(4.0)	1.8	(6.2)	21.9	(2.6)	3.7	(1.2)			Italien	-5.3	(6.2)	-8.6	(4.3)	9.8	(13.3)	6.0	(17.5)	27.6	(1.7)	16.4	(2.6)	6.7	(2.6)	5.2	(0.8)	-1.0	(0.9)			Japan	6.7	(5.2)	-3.3	(6.1)	-24.9	(13.1)	-53.3	(14.9)	28.4	(2.8)	4.3	(9.3)	74.5	(27.9)	4.4	(2.5)	-0.4	(2.3)			Korea	9.9	(3.9)	-3.6	(4.7)	-26.1	(12.7)	15.1	(10.4)	42.6	(5.7)	2.7	(11.8)	61.6	(25.3)	18.8	(2.7)	0.2	(1.4)			Luxemburg	-0.3	(11.6)	-10.6	(5.0)	-15.5	(20.4)	9.0	(27.9)	36.8	(3.2)	28.6	(3.5)	24.0	(5.0)	16.8	(2.9)	-1.6	(1.2)			Mexiko	2.9	(3.8)	2.2	(4.4)	2.6	(9.1)	17.2	(16.2)	22.2	(1.9)	24.8	(3.5)	19.6	(5.5)	8.4	(1.4)	1.5	(0.5)			Niederlande	1.1	(4.0)	20.3	(6.0)	19.4	(13.8)	2.3	(9.2)	19.1	(1.7)	5.8	(2.7)	12.0	(6.6)	5.2	(1.6)	0.3	(1.1)			Neuseeland	-5.7	(3.6)	-1.4	(3.6)	12.0	(8.7)	-0.2	(12.4)	49.4	(5.7)	-6.8	(3.6)	46.1	(5.7)	34.9	(2.8)	0.3	(2.4)			Norwegen	-3.2	(3.5)	-5.1	(4.7)	-2.3	(8.0)	c	c	48.8	(3.5)	10.8	(5.4)	38.0	(7.7)	28.5	(3.2)	-1.5	(2.0)			Polen	3.9	(8.8)	-3.4	(2.7)	6.7	(4.6)	-0.8	(18.4)	52.8	(3.4)	22.7	(23.3)	52.8	(15.8)	31.3	(1.8)	-3.4	(1.4)			Portugal	10.2	(6.1)	-7.9	(8.9)	-2.3	(7.7)	7.3	(9.8)	34.3	(2.6)	-1.3	(3.2)	14.5	(8.2)	18.0	(1.4)	-0.7	(0.7)			Slowak. Rep.	1.1	(2.9)	-1.7	(3.4)	0.6	(11.4)	-4.8	(10.2)	43.5	(2.9)	1.2	(5.4)	27.9	(7.4)	18.0	(1.9)	-3.5	(1.3)			Slowenien	-16.8	(11.7)	6.0	(7.0)	-2.9	(11.1)	45.8	(18.1)	31.8	(2.4)	8.2	(3.2)	6.3	(5.0)	3.3	(1.2)	1.2	(1.1)			Spanien	-0.7	(3.1)	1.7	(2.5)	7.4	(5.9)	5.6	(5.1)	29.7	(1.7)	24.5	(2.4)	10.0	(3.4)	19.8	(1.0)	-0.8	(0.6)			Schweden	2.8	(2.7)	0.8	(3.2)	6.8	(6.0)	1.5	(12.3)	46.6	(3.0)	7.4	(4.2)	29.4	(6.5)	32.2	(2.1)	-1.3	(1.0)			Schweiz	-13.3	(4.6)	13.1	(5.3)	-0.5	(6.4)	-17.4	(19.1)	31.9	(2.4)	11.6	(2.7)	19.9	(3.4)	18.2	(1.6)	-0.3	(1.4)			Türkei	-66.2	(65.3)	-10.2	(8.6)	24.3	(11.0)	c	c	31.4	(2.8)	-2.1	(7.7)	1.0	(11.3)	7.8	(2.2)	-0.1	(0.9)			Ver. Königreich	-1.8	(2.0)	1.1	(2.7)	0.7	(5.6)	-31.4	(12.7)	26.1	(3.1)	-6.8	(4.5)	17.8	(6.7)	26.0	(2.0)	0.6	(1.6)			Ver. Staaten	8.5	(6.2)	-5.0	(5.7)	-3.0	(9.4)	-10.1	(21.1)	28.0	(4.2)	-3.7	(7.5)	5.5	(8.1)	23.6	(2.4)	-1.8	(3.1)			OECD-Durchschnitt	5.8	(3.6)	-1.0	(1.0)	0.9	(1.9)	3.4	(2.8)	34.4	(0.5)	7.3	(1.1)	24.4	(1.8)	18.0	(0.3)	-0.4	(0.2)			Partnerländer																				Albanien	-8.6	(10.2)	2.4	(6.8)	-10.6	(10.7)	33.4	(30.6)	58.3	(4.1)	23.0	(11.6)	17.2	(16.5)	20.3	(3.8)	3.1	(1.6)			Argentinien	16.9	(12.9)	-16.1	(7.6)	-33.9	(14.2)	42.4	(15.5)	31.2	(3.2)	1.8	(5.2)	44.7	(17.2)	13.0	(2.1)	1.9	(1.0)			Aserbaidschan	-17.9	(12.0)	6.1	(6.1)	6.8	(12.4)	c	c	22.7	(2.4)	2.6	(5.1)	-2.0	(6.2)	11.4	(2.1)	1.6	(1.0)			Brasilien	7.6	(4.4)	3.1	(3.7)	-23.5	(7.2)	17.7	(13.9)	28.9	(2.0)	12.0	(9.1)	33.6	(12.5)	7.8	(2.0)	1.3	(0.7)			Bulgarien	-4.3	(3.7)	-30.7	(10.9)	6.5	(11.4)	c	c	47.5	(3.8)	29.1	(8.0)	29.1	(6.8)	13.4	(2.3)	1.1	(1.4)			Kolumbien	-11.9	(2.9)	-2.2	(2.9)	-23.0	(8.0)	15.9	(6.1)	10.5	(3.0)	19.3	(8.0)	58.3	(21.9)	13.2	(2.7)	1.4	(0.9)			Kroatien	-41.6	(12.3)	2.6	(8.5)	10.3	(10.7)	c	c	35.1	(3.4)	3.4	(2.5)	-5.5	(9.0)	10.6	(1.9)	-3.5	(1.2)			Dubai (VAE)	2.6	(3.6)	18.1	(4.1)	-23.3	(16.7)	0.7	(15.0)	29.4	(4.6)	-31.7	(3.5)	20.0	(3.1)	19.0	(1.9)	2.6	(1.1)			Hongkong (China)	-3.3	(4.8)	-4.7	(4.3)	24.9	(26.2)	-21.3	(9.1)	25.9	(2.9)	-8.7	(2.4)	25.1	(6.5)	2.3	(2.1)	-1.3	(0.9)			Indonesien	2.3	(3.4)	-1.6	(3.3)	-1.9	(12.3)	-4.8	(9.5)	29.1	(1.8)	18.6	(11.1)	-5.2	(2.7)	7.0	(2.9)	1.4	(0.8)			Jordanien	-29.4	(18.8)	-22.4	(12.3)	11.5	(9.5)	18.3	(9.6)	49.0	(8.7)	-5.7	(3.7)	24.8	(8.3)	20.3	(2.3)	1.4	(1.1)			Kasachstan	1.4	(7.0)	-2.7	(6.9)	-5.8	(8.2)	-43.8	(21.3)	41.6	(2.5)	-11.8	(4.9)	1.8	(4.7)	17.3	(2.5)	-2.1	(1.4)			Kirgisistan	-24.8	(5.9)	3.7	(3.6)	-6.2	(7.9)	102.5	(22.8)	50.6	(3.0)	-12.0	(5.6)	-3.0	(5.0)	19.8	(2.4)	2.5	(1.2)			Lettland	-4.3	(5.8)	2.4	(5.2)	15.5	(9.2)	c	c	47.4	(3.0)	1.0	(3.4)	4.6	(9.7)	19.6	(2.5)	-0.7	(1.6)			Litauen	-5.1	(5.7)	7.2	(3.1)	-6.2	(7.3)	c	c	54.8	(2.7)	-1.1	(4.8)	12.9	(8.0)	19.0	(1.7)	-0.2	(1.2)			Macau (China)	-7.3	(4.7)	6.3	(4.8)	-55.4	(19.9)	4.7	(14.1)	21.9	(2.1)	-10.2	(2.7)	52.3	(7.2)	7.1	(2.1)	0.0	(1.0)			Montenegro	26.1	(15.9)	-11.9	(6.7)	-6.8	(9.0)	c	c	42.0	(3.6)	-6.7	(2.8)	5.8	(11.2)	13.1	(1.5)	0.8	(1.4)			Panama	-3.1	(13.2)	-18.6	(9.7)	-9.5	(13.1)	38.2	(33.7)	19.0	(4.9)	3.5	(6.5)	12.3	(10.9)	7.2	(3.3)	1.7	(0.9)			Peru	13.4	(6.4)	-9.2	(3.9)	-4.0	(9.1)	1.8	(19.6)	12.0	(3.2)	21.2	(10.4)	27.2	(7.5)	11.9	(2.7)	1.2	(0.8)			Katar	-0.8	(5.3)	0.6	(6.9)	-2.3	(11.2)	52.8	(20.5)	36.7	(6.3)	-38.3	(2.8)	20.3	(3.2)	8.1	(1.5)	1.7	(0.9)			Rumänien	28.0	(38.9)	-4.7	(6.4)	-15.9	(13.7)	c	c	16.2	(3.9)	18.2	(9.8)	13.2	(7.8)	11.0	(2.2)	-0.1	(1.2)			Russ. Föderation	-2.3	(4.3)	-1.4	(3.5)	3.8	(5.8)	c	c	41.6	(2.6)	1.4	(2.8)	20.2	(5.8)	21.2	(2.0)	-1.8	(1.7)			Serbien	-0.3	(10.4)	-29.0	(26.6)	10.9	(20.4)	c	c	27.3	(2.8)	-5.6	(3.5)	4.6	(9.4)	7.7	(1.8)	1.1	(1.2)			Shanghai (China)	-0.1	(2.9)	-8.0	(2.8)	-10.3	(10.9)	11.8	(10.4)	33.5	(2.4)	22.0	(8.7)	32.8	(9.6)	5.1	(1.9)	0.6	(1.2)			Singapur	-3.4	(7.3)	3.7	(2.5)	27.7	(23.2																																																																																																																																																																																																																																																																																																																										
Israel	-2.4	(14.8)	-2.9	(5.8)	25.0	(24.3)	11.8	(18.0)	33.3	(3.8)	-3.5	(4.0)	1.8	(6.2)	21.9	(2.6)	3.7	(1.2)			Italien	-5.3	(6.2)	-8.6	(4.3)	9.8	(13.3)	6.0	(17.5)	27.6	(1.7)	16.4	(2.6)	6.7	(2.6)	5.2	(0.8)	-1.0	(0.9)			Japan	6.7	(5.2)	-3.3	(6.1)	-24.9	(13.1)	-53.3	(14.9)	28.4	(2.8)	4.3	(9.3)	74.5	(27.9)	4.4	(2.5)	-0.4	(2.3)			Korea	9.9	(3.9)	-3.6	(4.7)	-26.1	(12.7)	15.1	(10.4)	42.6	(5.7)	2.7	(11.8)	61.6	(25.3)	18.8	(2.7)	0.2	(1.4)			Luxemburg	-0.3	(11.6)	-10.6	(5.0)	-15.5	(20.4)	9.0	(27.9)	36.8	(3.2)	28.6	(3.5)	24.0	(5.0)	16.8	(2.9)	-1.6	(1.2)			Mexiko	2.9	(3.8)	2.2	(4.4)	2.6	(9.1)	17.2	(16.2)	22.2	(1.9)	24.8	(3.5)	19.6	(5.5)	8.4	(1.4)	1.5	(0.5)			Niederlande	1.1	(4.0)	20.3	(6.0)	19.4	(13.8)	2.3	(9.2)	19.1	(1.7)	5.8	(2.7)	12.0	(6.6)	5.2	(1.6)	0.3	(1.1)			Neuseeland	-5.7	(3.6)	-1.4	(3.6)	12.0	(8.7)	-0.2	(12.4)	49.4	(5.7)	-6.8	(3.6)	46.1	(5.7)	34.9	(2.8)	0.3	(2.4)			Norwegen	-3.2	(3.5)	-5.1	(4.7)	-2.3	(8.0)	c	c	48.8	(3.5)	10.8	(5.4)	38.0	(7.7)	28.5	(3.2)	-1.5	(2.0)			Polen	3.9	(8.8)	-3.4	(2.7)	6.7	(4.6)	-0.8	(18.4)	52.8	(3.4)	22.7	(23.3)	52.8	(15.8)	31.3	(1.8)	-3.4	(1.4)			Portugal	10.2	(6.1)	-7.9	(8.9)	-2.3	(7.7)	7.3	(9.8)	34.3	(2.6)	-1.3	(3.2)	14.5	(8.2)	18.0	(1.4)	-0.7	(0.7)			Slowak. Rep.	1.1	(2.9)	-1.7	(3.4)	0.6	(11.4)	-4.8	(10.2)	43.5	(2.9)	1.2	(5.4)	27.9	(7.4)	18.0	(1.9)	-3.5	(1.3)			Slowenien	-16.8	(11.7)	6.0	(7.0)	-2.9	(11.1)	45.8	(18.1)	31.8	(2.4)	8.2	(3.2)	6.3	(5.0)	3.3	(1.2)	1.2	(1.1)			Spanien	-0.7	(3.1)	1.7	(2.5)	7.4	(5.9)	5.6	(5.1)	29.7	(1.7)	24.5	(2.4)	10.0	(3.4)	19.8	(1.0)	-0.8	(0.6)			Schweden	2.8	(2.7)	0.8	(3.2)	6.8	(6.0)	1.5	(12.3)	46.6	(3.0)	7.4	(4.2)	29.4	(6.5)	32.2	(2.1)	-1.3	(1.0)			Schweiz	-13.3	(4.6)	13.1	(5.3)	-0.5	(6.4)	-17.4	(19.1)	31.9	(2.4)	11.6	(2.7)	19.9	(3.4)	18.2	(1.6)	-0.3	(1.4)			Türkei	-66.2	(65.3)	-10.2	(8.6)	24.3	(11.0)	c	c	31.4	(2.8)	-2.1	(7.7)	1.0	(11.3)	7.8	(2.2)	-0.1	(0.9)			Ver. Königreich	-1.8	(2.0)	1.1	(2.7)	0.7	(5.6)	-31.4	(12.7)	26.1	(3.1)	-6.8	(4.5)	17.8	(6.7)	26.0	(2.0)	0.6	(1.6)			Ver. Staaten	8.5	(6.2)	-5.0	(5.7)	-3.0	(9.4)	-10.1	(21.1)	28.0	(4.2)	-3.7	(7.5)	5.5	(8.1)	23.6	(2.4)	-1.8	(3.1)			OECD-Durchschnitt	5.8	(3.6)	-1.0	(1.0)	0.9	(1.9)	3.4	(2.8)	34.4	(0.5)	7.3	(1.1)	24.4	(1.8)	18.0	(0.3)	-0.4	(0.2)			Partnerländer																				Albanien	-8.6	(10.2)	2.4	(6.8)	-10.6	(10.7)	33.4	(30.6)	58.3	(4.1)	23.0	(11.6)	17.2	(16.5)	20.3	(3.8)	3.1	(1.6)			Argentinien	16.9	(12.9)	-16.1	(7.6)	-33.9	(14.2)	42.4	(15.5)	31.2	(3.2)	1.8	(5.2)	44.7	(17.2)	13.0	(2.1)	1.9	(1.0)			Aserbaidschan	-17.9	(12.0)	6.1	(6.1)	6.8	(12.4)	c	c	22.7	(2.4)	2.6	(5.1)	-2.0	(6.2)	11.4	(2.1)	1.6	(1.0)			Brasilien	7.6	(4.4)	3.1	(3.7)	-23.5	(7.2)	17.7	(13.9)	28.9	(2.0)	12.0	(9.1)	33.6	(12.5)	7.8	(2.0)	1.3	(0.7)			Bulgarien	-4.3	(3.7)	-30.7	(10.9)	6.5	(11.4)	c	c	47.5	(3.8)	29.1	(8.0)	29.1	(6.8)	13.4	(2.3)	1.1	(1.4)			Kolumbien	-11.9	(2.9)	-2.2	(2.9)	-23.0	(8.0)	15.9	(6.1)	10.5	(3.0)	19.3	(8.0)	58.3	(21.9)	13.2	(2.7)	1.4	(0.9)			Kroatien	-41.6	(12.3)	2.6	(8.5)	10.3	(10.7)	c	c	35.1	(3.4)	3.4	(2.5)	-5.5	(9.0)	10.6	(1.9)	-3.5	(1.2)			Dubai (VAE)	2.6	(3.6)	18.1	(4.1)	-23.3	(16.7)	0.7	(15.0)	29.4	(4.6)	-31.7	(3.5)	20.0	(3.1)	19.0	(1.9)	2.6	(1.1)			Hongkong (China)	-3.3	(4.8)	-4.7	(4.3)	24.9	(26.2)	-21.3	(9.1)	25.9	(2.9)	-8.7	(2.4)	25.1	(6.5)	2.3	(2.1)	-1.3	(0.9)			Indonesien	2.3	(3.4)	-1.6	(3.3)	-1.9	(12.3)	-4.8	(9.5)	29.1	(1.8)	18.6	(11.1)	-5.2	(2.7)	7.0	(2.9)	1.4	(0.8)			Jordanien	-29.4	(18.8)	-22.4	(12.3)	11.5	(9.5)	18.3	(9.6)	49.0	(8.7)	-5.7	(3.7)	24.8	(8.3)	20.3	(2.3)	1.4	(1.1)			Kasachstan	1.4	(7.0)	-2.7	(6.9)	-5.8	(8.2)	-43.8	(21.3)	41.6	(2.5)	-11.8	(4.9)	1.8	(4.7)	17.3	(2.5)	-2.1	(1.4)			Kirgisistan	-24.8	(5.9)	3.7	(3.6)	-6.2	(7.9)	102.5	(22.8)	50.6	(3.0)	-12.0	(5.6)	-3.0	(5.0)	19.8	(2.4)	2.5	(1.2)			Lettland	-4.3	(5.8)	2.4	(5.2)	15.5	(9.2)	c	c	47.4	(3.0)	1.0	(3.4)	4.6	(9.7)	19.6	(2.5)	-0.7	(1.6)			Litauen	-5.1	(5.7)	7.2	(3.1)	-6.2	(7.3)	c	c	54.8	(2.7)	-1.1	(4.8)	12.9	(8.0)	19.0	(1.7)	-0.2	(1.2)			Macau (China)	-7.3	(4.7)	6.3	(4.8)	-55.4	(19.9)	4.7	(14.1)	21.9	(2.1)	-10.2	(2.7)	52.3	(7.2)	7.1	(2.1)	0.0	(1.0)			Montenegro	26.1	(15.9)	-11.9	(6.7)	-6.8	(9.0)	c	c	42.0	(3.6)	-6.7	(2.8)	5.8	(11.2)	13.1	(1.5)	0.8	(1.4)			Panama	-3.1	(13.2)	-18.6	(9.7)	-9.5	(13.1)	38.2	(33.7)	19.0	(4.9)	3.5	(6.5)	12.3	(10.9)	7.2	(3.3)	1.7	(0.9)			Peru	13.4	(6.4)	-9.2	(3.9)	-4.0	(9.1)	1.8	(19.6)	12.0	(3.2)	21.2	(10.4)	27.2	(7.5)	11.9	(2.7)	1.2	(0.8)			Katar	-0.8	(5.3)	0.6	(6.9)	-2.3	(11.2)	52.8	(20.5)	36.7	(6.3)	-38.3	(2.8)	20.3	(3.2)	8.1	(1.5)	1.7	(0.9)			Rumänien	28.0	(38.9)	-4.7	(6.4)	-15.9	(13.7)	c	c	16.2	(3.9)	18.2	(9.8)	13.2	(7.8)	11.0	(2.2)	-0.1	(1.2)			Russ. Föderation	-2.3	(4.3)	-1.4	(3.5)	3.8	(5.8)	c	c	41.6	(2.6)	1.4	(2.8)	20.2	(5.8)	21.2	(2.0)	-1.8	(1.7)			Serbien	-0.3	(10.4)	-29.0	(26.6)	10.9	(20.4)	c	c	27.3	(2.8)	-5.6	(3.5)	4.6	(9.4)	7.7	(1.8)	1.1	(1.2)			Shanghai (China)	-0.1	(2.9)	-8.0	(2.8)	-10.3	(10.9)	11.8	(10.4)	33.5	(2.4)	22.0	(8.7)	32.8	(9.6)	5.1	(1.9)	0.6	(1.2)			Singapur	-3.4	(7.3)	3.7	(2.5)	27.7	(23.2																																																																																																																																																																																																																																																																																																																																															
Italien	-5.3	(6.2)	-8.6	(4.3)	9.8	(13.3)	6.0	(17.5)	27.6	(1.7)	16.4	(2.6)	6.7	(2.6)	5.2	(0.8)	-1.0	(0.9)			Japan	6.7	(5.2)	-3.3	(6.1)	-24.9	(13.1)	-53.3	(14.9)	28.4	(2.8)	4.3	(9.3)	74.5	(27.9)	4.4	(2.5)	-0.4	(2.3)			Korea	9.9	(3.9)	-3.6	(4.7)	-26.1	(12.7)	15.1	(10.4)	42.6	(5.7)	2.7	(11.8)	61.6	(25.3)	18.8	(2.7)	0.2	(1.4)			Luxemburg	-0.3	(11.6)	-10.6	(5.0)	-15.5	(20.4)	9.0	(27.9)	36.8	(3.2)	28.6	(3.5)	24.0	(5.0)	16.8	(2.9)	-1.6	(1.2)			Mexiko	2.9	(3.8)	2.2	(4.4)	2.6	(9.1)	17.2	(16.2)	22.2	(1.9)	24.8	(3.5)	19.6	(5.5)	8.4	(1.4)	1.5	(0.5)			Niederlande	1.1	(4.0)	20.3	(6.0)	19.4	(13.8)	2.3	(9.2)	19.1	(1.7)	5.8	(2.7)	12.0	(6.6)	5.2	(1.6)	0.3	(1.1)			Neuseeland	-5.7	(3.6)	-1.4	(3.6)	12.0	(8.7)	-0.2	(12.4)	49.4	(5.7)	-6.8	(3.6)	46.1	(5.7)	34.9	(2.8)	0.3	(2.4)			Norwegen	-3.2	(3.5)	-5.1	(4.7)	-2.3	(8.0)	c	c	48.8	(3.5)	10.8	(5.4)	38.0	(7.7)	28.5	(3.2)	-1.5	(2.0)			Polen	3.9	(8.8)	-3.4	(2.7)	6.7	(4.6)	-0.8	(18.4)	52.8	(3.4)	22.7	(23.3)	52.8	(15.8)	31.3	(1.8)	-3.4	(1.4)			Portugal	10.2	(6.1)	-7.9	(8.9)	-2.3	(7.7)	7.3	(9.8)	34.3	(2.6)	-1.3	(3.2)	14.5	(8.2)	18.0	(1.4)	-0.7	(0.7)			Slowak. Rep.	1.1	(2.9)	-1.7	(3.4)	0.6	(11.4)	-4.8	(10.2)	43.5	(2.9)	1.2	(5.4)	27.9	(7.4)	18.0	(1.9)	-3.5	(1.3)			Slowenien	-16.8	(11.7)	6.0	(7.0)	-2.9	(11.1)	45.8	(18.1)	31.8	(2.4)	8.2	(3.2)	6.3	(5.0)	3.3	(1.2)	1.2	(1.1)			Spanien	-0.7	(3.1)	1.7	(2.5)	7.4	(5.9)	5.6	(5.1)	29.7	(1.7)	24.5	(2.4)	10.0	(3.4)	19.8	(1.0)	-0.8	(0.6)			Schweden	2.8	(2.7)	0.8	(3.2)	6.8	(6.0)	1.5	(12.3)	46.6	(3.0)	7.4	(4.2)	29.4	(6.5)	32.2	(2.1)	-1.3	(1.0)			Schweiz	-13.3	(4.6)	13.1	(5.3)	-0.5	(6.4)	-17.4	(19.1)	31.9	(2.4)	11.6	(2.7)	19.9	(3.4)	18.2	(1.6)	-0.3	(1.4)			Türkei	-66.2	(65.3)	-10.2	(8.6)	24.3	(11.0)	c	c	31.4	(2.8)	-2.1	(7.7)	1.0	(11.3)	7.8	(2.2)	-0.1	(0.9)			Ver. Königreich	-1.8	(2.0)	1.1	(2.7)	0.7	(5.6)	-31.4	(12.7)	26.1	(3.1)	-6.8	(4.5)	17.8	(6.7)	26.0	(2.0)	0.6	(1.6)			Ver. Staaten	8.5	(6.2)	-5.0	(5.7)	-3.0	(9.4)	-10.1	(21.1)	28.0	(4.2)	-3.7	(7.5)	5.5	(8.1)	23.6	(2.4)	-1.8	(3.1)			OECD-Durchschnitt	5.8	(3.6)	-1.0	(1.0)	0.9	(1.9)	3.4	(2.8)	34.4	(0.5)	7.3	(1.1)	24.4	(1.8)	18.0	(0.3)	-0.4	(0.2)			Partnerländer																				Albanien	-8.6	(10.2)	2.4	(6.8)	-10.6	(10.7)	33.4	(30.6)	58.3	(4.1)	23.0	(11.6)	17.2	(16.5)	20.3	(3.8)	3.1	(1.6)			Argentinien	16.9	(12.9)	-16.1	(7.6)	-33.9	(14.2)	42.4	(15.5)	31.2	(3.2)	1.8	(5.2)	44.7	(17.2)	13.0	(2.1)	1.9	(1.0)			Aserbaidschan	-17.9	(12.0)	6.1	(6.1)	6.8	(12.4)	c	c	22.7	(2.4)	2.6	(5.1)	-2.0	(6.2)	11.4	(2.1)	1.6	(1.0)			Brasilien	7.6	(4.4)	3.1	(3.7)	-23.5	(7.2)	17.7	(13.9)	28.9	(2.0)	12.0	(9.1)	33.6	(12.5)	7.8	(2.0)	1.3	(0.7)			Bulgarien	-4.3	(3.7)	-30.7	(10.9)	6.5	(11.4)	c	c	47.5	(3.8)	29.1	(8.0)	29.1	(6.8)	13.4	(2.3)	1.1	(1.4)			Kolumbien	-11.9	(2.9)	-2.2	(2.9)	-23.0	(8.0)	15.9	(6.1)	10.5	(3.0)	19.3	(8.0)	58.3	(21.9)	13.2	(2.7)	1.4	(0.9)			Kroatien	-41.6	(12.3)	2.6	(8.5)	10.3	(10.7)	c	c	35.1	(3.4)	3.4	(2.5)	-5.5	(9.0)	10.6	(1.9)	-3.5	(1.2)			Dubai (VAE)	2.6	(3.6)	18.1	(4.1)	-23.3	(16.7)	0.7	(15.0)	29.4	(4.6)	-31.7	(3.5)	20.0	(3.1)	19.0	(1.9)	2.6	(1.1)			Hongkong (China)	-3.3	(4.8)	-4.7	(4.3)	24.9	(26.2)	-21.3	(9.1)	25.9	(2.9)	-8.7	(2.4)	25.1	(6.5)	2.3	(2.1)	-1.3	(0.9)			Indonesien	2.3	(3.4)	-1.6	(3.3)	-1.9	(12.3)	-4.8	(9.5)	29.1	(1.8)	18.6	(11.1)	-5.2	(2.7)	7.0	(2.9)	1.4	(0.8)			Jordanien	-29.4	(18.8)	-22.4	(12.3)	11.5	(9.5)	18.3	(9.6)	49.0	(8.7)	-5.7	(3.7)	24.8	(8.3)	20.3	(2.3)	1.4	(1.1)			Kasachstan	1.4	(7.0)	-2.7	(6.9)	-5.8	(8.2)	-43.8	(21.3)	41.6	(2.5)	-11.8	(4.9)	1.8	(4.7)	17.3	(2.5)	-2.1	(1.4)			Kirgisistan	-24.8	(5.9)	3.7	(3.6)	-6.2	(7.9)	102.5	(22.8)	50.6	(3.0)	-12.0	(5.6)	-3.0	(5.0)	19.8	(2.4)	2.5	(1.2)			Lettland	-4.3	(5.8)	2.4	(5.2)	15.5	(9.2)	c	c	47.4	(3.0)	1.0	(3.4)	4.6	(9.7)	19.6	(2.5)	-0.7	(1.6)			Litauen	-5.1	(5.7)	7.2	(3.1)	-6.2	(7.3)	c	c	54.8	(2.7)	-1.1	(4.8)	12.9	(8.0)	19.0	(1.7)	-0.2	(1.2)			Macau (China)	-7.3	(4.7)	6.3	(4.8)	-55.4	(19.9)	4.7	(14.1)	21.9	(2.1)	-10.2	(2.7)	52.3	(7.2)	7.1	(2.1)	0.0	(1.0)			Montenegro	26.1	(15.9)	-11.9	(6.7)	-6.8	(9.0)	c	c	42.0	(3.6)	-6.7	(2.8)	5.8	(11.2)	13.1	(1.5)	0.8	(1.4)			Panama	-3.1	(13.2)	-18.6	(9.7)	-9.5	(13.1)	38.2	(33.7)	19.0	(4.9)	3.5	(6.5)	12.3	(10.9)	7.2	(3.3)	1.7	(0.9)			Peru	13.4	(6.4)	-9.2	(3.9)	-4.0	(9.1)	1.8	(19.6)	12.0	(3.2)	21.2	(10.4)	27.2	(7.5)	11.9	(2.7)	1.2	(0.8)			Katar	-0.8	(5.3)	0.6	(6.9)	-2.3	(11.2)	52.8	(20.5)	36.7	(6.3)	-38.3	(2.8)	20.3	(3.2)	8.1	(1.5)	1.7	(0.9)			Rumänien	28.0	(38.9)	-4.7	(6.4)	-15.9	(13.7)	c	c	16.2	(3.9)	18.2	(9.8)	13.2	(7.8)	11.0	(2.2)	-0.1	(1.2)			Russ. Föderation	-2.3	(4.3)	-1.4	(3.5)	3.8	(5.8)	c	c	41.6	(2.6)	1.4	(2.8)	20.2	(5.8)	21.2	(2.0)	-1.8	(1.7)			Serbien	-0.3	(10.4)	-29.0	(26.6)	10.9	(20.4)	c	c	27.3	(2.8)	-5.6	(3.5)	4.6	(9.4)	7.7	(1.8)	1.1	(1.2)			Shanghai (China)	-0.1	(2.9)	-8.0	(2.8)	-10.3	(10.9)	11.8	(10.4)	33.5	(2.4)	22.0	(8.7)	32.8	(9.6)	5.1	(1.9)	0.6	(1.2)			Singapur	-3.4	(7.3)	3.7	(2.5)	27.7	(23.2																																																																																																																																																																																																																																																																																																																																																																				
Japan	6.7	(5.2)	-3.3	(6.1)	-24.9	(13.1)	-53.3	(14.9)	28.4	(2.8)	4.3	(9.3)	74.5	(27.9)	4.4	(2.5)	-0.4	(2.3)			Korea	9.9	(3.9)	-3.6	(4.7)	-26.1	(12.7)	15.1	(10.4)	42.6	(5.7)	2.7	(11.8)	61.6	(25.3)	18.8	(2.7)	0.2	(1.4)			Luxemburg	-0.3	(11.6)	-10.6	(5.0)	-15.5	(20.4)	9.0	(27.9)	36.8	(3.2)	28.6	(3.5)	24.0	(5.0)	16.8	(2.9)	-1.6	(1.2)			Mexiko	2.9	(3.8)	2.2	(4.4)	2.6	(9.1)	17.2	(16.2)	22.2	(1.9)	24.8	(3.5)	19.6	(5.5)	8.4	(1.4)	1.5	(0.5)			Niederlande	1.1	(4.0)	20.3	(6.0)	19.4	(13.8)	2.3	(9.2)	19.1	(1.7)	5.8	(2.7)	12.0	(6.6)	5.2	(1.6)	0.3	(1.1)			Neuseeland	-5.7	(3.6)	-1.4	(3.6)	12.0	(8.7)	-0.2	(12.4)	49.4	(5.7)	-6.8	(3.6)	46.1	(5.7)	34.9	(2.8)	0.3	(2.4)			Norwegen	-3.2	(3.5)	-5.1	(4.7)	-2.3	(8.0)	c	c	48.8	(3.5)	10.8	(5.4)	38.0	(7.7)	28.5	(3.2)	-1.5	(2.0)			Polen	3.9	(8.8)	-3.4	(2.7)	6.7	(4.6)	-0.8	(18.4)	52.8	(3.4)	22.7	(23.3)	52.8	(15.8)	31.3	(1.8)	-3.4	(1.4)			Portugal	10.2	(6.1)	-7.9	(8.9)	-2.3	(7.7)	7.3	(9.8)	34.3	(2.6)	-1.3	(3.2)	14.5	(8.2)	18.0	(1.4)	-0.7	(0.7)			Slowak. Rep.	1.1	(2.9)	-1.7	(3.4)	0.6	(11.4)	-4.8	(10.2)	43.5	(2.9)	1.2	(5.4)	27.9	(7.4)	18.0	(1.9)	-3.5	(1.3)			Slowenien	-16.8	(11.7)	6.0	(7.0)	-2.9	(11.1)	45.8	(18.1)	31.8	(2.4)	8.2	(3.2)	6.3	(5.0)	3.3	(1.2)	1.2	(1.1)			Spanien	-0.7	(3.1)	1.7	(2.5)	7.4	(5.9)	5.6	(5.1)	29.7	(1.7)	24.5	(2.4)	10.0	(3.4)	19.8	(1.0)	-0.8	(0.6)			Schweden	2.8	(2.7)	0.8	(3.2)	6.8	(6.0)	1.5	(12.3)	46.6	(3.0)	7.4	(4.2)	29.4	(6.5)	32.2	(2.1)	-1.3	(1.0)			Schweiz	-13.3	(4.6)	13.1	(5.3)	-0.5	(6.4)	-17.4	(19.1)	31.9	(2.4)	11.6	(2.7)	19.9	(3.4)	18.2	(1.6)	-0.3	(1.4)			Türkei	-66.2	(65.3)	-10.2	(8.6)	24.3	(11.0)	c	c	31.4	(2.8)	-2.1	(7.7)	1.0	(11.3)	7.8	(2.2)	-0.1	(0.9)			Ver. Königreich	-1.8	(2.0)	1.1	(2.7)	0.7	(5.6)	-31.4	(12.7)	26.1	(3.1)	-6.8	(4.5)	17.8	(6.7)	26.0	(2.0)	0.6	(1.6)			Ver. Staaten	8.5	(6.2)	-5.0	(5.7)	-3.0	(9.4)	-10.1	(21.1)	28.0	(4.2)	-3.7	(7.5)	5.5	(8.1)	23.6	(2.4)	-1.8	(3.1)			OECD-Durchschnitt	5.8	(3.6)	-1.0	(1.0)	0.9	(1.9)	3.4	(2.8)	34.4	(0.5)	7.3	(1.1)	24.4	(1.8)	18.0	(0.3)	-0.4	(0.2)			Partnerländer																				Albanien	-8.6	(10.2)	2.4	(6.8)	-10.6	(10.7)	33.4	(30.6)	58.3	(4.1)	23.0	(11.6)	17.2	(16.5)	20.3	(3.8)	3.1	(1.6)			Argentinien	16.9	(12.9)	-16.1	(7.6)	-33.9	(14.2)	42.4	(15.5)	31.2	(3.2)	1.8	(5.2)	44.7	(17.2)	13.0	(2.1)	1.9	(1.0)			Aserbaidschan	-17.9	(12.0)	6.1	(6.1)	6.8	(12.4)	c	c	22.7	(2.4)	2.6	(5.1)	-2.0	(6.2)	11.4	(2.1)	1.6	(1.0)			Brasilien	7.6	(4.4)	3.1	(3.7)	-23.5	(7.2)	17.7	(13.9)	28.9	(2.0)	12.0	(9.1)	33.6	(12.5)	7.8	(2.0)	1.3	(0.7)			Bulgarien	-4.3	(3.7)	-30.7	(10.9)	6.5	(11.4)	c	c	47.5	(3.8)	29.1	(8.0)	29.1	(6.8)	13.4	(2.3)	1.1	(1.4)			Kolumbien	-11.9	(2.9)	-2.2	(2.9)	-23.0	(8.0)	15.9	(6.1)	10.5	(3.0)	19.3	(8.0)	58.3	(21.9)	13.2	(2.7)	1.4	(0.9)			Kroatien	-41.6	(12.3)	2.6	(8.5)	10.3	(10.7)	c	c	35.1	(3.4)	3.4	(2.5)	-5.5	(9.0)	10.6	(1.9)	-3.5	(1.2)			Dubai (VAE)	2.6	(3.6)	18.1	(4.1)	-23.3	(16.7)	0.7	(15.0)	29.4	(4.6)	-31.7	(3.5)	20.0	(3.1)	19.0	(1.9)	2.6	(1.1)			Hongkong (China)	-3.3	(4.8)	-4.7	(4.3)	24.9	(26.2)	-21.3	(9.1)	25.9	(2.9)	-8.7	(2.4)	25.1	(6.5)	2.3	(2.1)	-1.3	(0.9)			Indonesien	2.3	(3.4)	-1.6	(3.3)	-1.9	(12.3)	-4.8	(9.5)	29.1	(1.8)	18.6	(11.1)	-5.2	(2.7)	7.0	(2.9)	1.4	(0.8)			Jordanien	-29.4	(18.8)	-22.4	(12.3)	11.5	(9.5)	18.3	(9.6)	49.0	(8.7)	-5.7	(3.7)	24.8	(8.3)	20.3	(2.3)	1.4	(1.1)			Kasachstan	1.4	(7.0)	-2.7	(6.9)	-5.8	(8.2)	-43.8	(21.3)	41.6	(2.5)	-11.8	(4.9)	1.8	(4.7)	17.3	(2.5)	-2.1	(1.4)			Kirgisistan	-24.8	(5.9)	3.7	(3.6)	-6.2	(7.9)	102.5	(22.8)	50.6	(3.0)	-12.0	(5.6)	-3.0	(5.0)	19.8	(2.4)	2.5	(1.2)			Lettland	-4.3	(5.8)	2.4	(5.2)	15.5	(9.2)	c	c	47.4	(3.0)	1.0	(3.4)	4.6	(9.7)	19.6	(2.5)	-0.7	(1.6)			Litauen	-5.1	(5.7)	7.2	(3.1)	-6.2	(7.3)	c	c	54.8	(2.7)	-1.1	(4.8)	12.9	(8.0)	19.0	(1.7)	-0.2	(1.2)			Macau (China)	-7.3	(4.7)	6.3	(4.8)	-55.4	(19.9)	4.7	(14.1)	21.9	(2.1)	-10.2	(2.7)	52.3	(7.2)	7.1	(2.1)	0.0	(1.0)			Montenegro	26.1	(15.9)	-11.9	(6.7)	-6.8	(9.0)	c	c	42.0	(3.6)	-6.7	(2.8)	5.8	(11.2)	13.1	(1.5)	0.8	(1.4)			Panama	-3.1	(13.2)	-18.6	(9.7)	-9.5	(13.1)	38.2	(33.7)	19.0	(4.9)	3.5	(6.5)	12.3	(10.9)	7.2	(3.3)	1.7	(0.9)			Peru	13.4	(6.4)	-9.2	(3.9)	-4.0	(9.1)	1.8	(19.6)	12.0	(3.2)	21.2	(10.4)	27.2	(7.5)	11.9	(2.7)	1.2	(0.8)			Katar	-0.8	(5.3)	0.6	(6.9)	-2.3	(11.2)	52.8	(20.5)	36.7	(6.3)	-38.3	(2.8)	20.3	(3.2)	8.1	(1.5)	1.7	(0.9)			Rumänien	28.0	(38.9)	-4.7	(6.4)	-15.9	(13.7)	c	c	16.2	(3.9)	18.2	(9.8)	13.2	(7.8)	11.0	(2.2)	-0.1	(1.2)			Russ. Föderation	-2.3	(4.3)	-1.4	(3.5)	3.8	(5.8)	c	c	41.6	(2.6)	1.4	(2.8)	20.2	(5.8)	21.2	(2.0)	-1.8	(1.7)			Serbien	-0.3	(10.4)	-29.0	(26.6)	10.9	(20.4)	c	c	27.3	(2.8)	-5.6	(3.5)	4.6	(9.4)	7.7	(1.8)	1.1	(1.2)			Shanghai (China)	-0.1	(2.9)	-8.0	(2.8)	-10.3	(10.9)	11.8	(10.4)	33.5	(2.4)	22.0	(8.7)	32.8	(9.6)	5.1	(1.9)	0.6	(1.2)			Singapur	-3.4	(7.3)	3.7	(2.5)	27.7	(23.2																																																																																																																																																																																																																																																																																																																																																																																									
Korea	9.9	(3.9)	-3.6	(4.7)	-26.1	(12.7)	15.1	(10.4)	42.6	(5.7)	2.7	(11.8)	61.6	(25.3)	18.8	(2.7)	0.2	(1.4)			Luxemburg	-0.3	(11.6)	-10.6	(5.0)	-15.5	(20.4)	9.0	(27.9)	36.8	(3.2)	28.6	(3.5)	24.0	(5.0)	16.8	(2.9)	-1.6	(1.2)			Mexiko	2.9	(3.8)	2.2	(4.4)	2.6	(9.1)	17.2	(16.2)	22.2	(1.9)	24.8	(3.5)	19.6	(5.5)	8.4	(1.4)	1.5	(0.5)			Niederlande	1.1	(4.0)	20.3	(6.0)	19.4	(13.8)	2.3	(9.2)	19.1	(1.7)	5.8	(2.7)	12.0	(6.6)	5.2	(1.6)	0.3	(1.1)			Neuseeland	-5.7	(3.6)	-1.4	(3.6)	12.0	(8.7)	-0.2	(12.4)	49.4	(5.7)	-6.8	(3.6)	46.1	(5.7)	34.9	(2.8)	0.3	(2.4)			Norwegen	-3.2	(3.5)	-5.1	(4.7)	-2.3	(8.0)	c	c	48.8	(3.5)	10.8	(5.4)	38.0	(7.7)	28.5	(3.2)	-1.5	(2.0)			Polen	3.9	(8.8)	-3.4	(2.7)	6.7	(4.6)	-0.8	(18.4)	52.8	(3.4)	22.7	(23.3)	52.8	(15.8)	31.3	(1.8)	-3.4	(1.4)			Portugal	10.2	(6.1)	-7.9	(8.9)	-2.3	(7.7)	7.3	(9.8)	34.3	(2.6)	-1.3	(3.2)	14.5	(8.2)	18.0	(1.4)	-0.7	(0.7)			Slowak. Rep.	1.1	(2.9)	-1.7	(3.4)	0.6	(11.4)	-4.8	(10.2)	43.5	(2.9)	1.2	(5.4)	27.9	(7.4)	18.0	(1.9)	-3.5	(1.3)			Slowenien	-16.8	(11.7)	6.0	(7.0)	-2.9	(11.1)	45.8	(18.1)	31.8	(2.4)	8.2	(3.2)	6.3	(5.0)	3.3	(1.2)	1.2	(1.1)			Spanien	-0.7	(3.1)	1.7	(2.5)	7.4	(5.9)	5.6	(5.1)	29.7	(1.7)	24.5	(2.4)	10.0	(3.4)	19.8	(1.0)	-0.8	(0.6)			Schweden	2.8	(2.7)	0.8	(3.2)	6.8	(6.0)	1.5	(12.3)	46.6	(3.0)	7.4	(4.2)	29.4	(6.5)	32.2	(2.1)	-1.3	(1.0)			Schweiz	-13.3	(4.6)	13.1	(5.3)	-0.5	(6.4)	-17.4	(19.1)	31.9	(2.4)	11.6	(2.7)	19.9	(3.4)	18.2	(1.6)	-0.3	(1.4)			Türkei	-66.2	(65.3)	-10.2	(8.6)	24.3	(11.0)	c	c	31.4	(2.8)	-2.1	(7.7)	1.0	(11.3)	7.8	(2.2)	-0.1	(0.9)			Ver. Königreich	-1.8	(2.0)	1.1	(2.7)	0.7	(5.6)	-31.4	(12.7)	26.1	(3.1)	-6.8	(4.5)	17.8	(6.7)	26.0	(2.0)	0.6	(1.6)			Ver. Staaten	8.5	(6.2)	-5.0	(5.7)	-3.0	(9.4)	-10.1	(21.1)	28.0	(4.2)	-3.7	(7.5)	5.5	(8.1)	23.6	(2.4)	-1.8	(3.1)			OECD-Durchschnitt	5.8	(3.6)	-1.0	(1.0)	0.9	(1.9)	3.4	(2.8)	34.4	(0.5)	7.3	(1.1)	24.4	(1.8)	18.0	(0.3)	-0.4	(0.2)			Partnerländer																				Albanien	-8.6	(10.2)	2.4	(6.8)	-10.6	(10.7)	33.4	(30.6)	58.3	(4.1)	23.0	(11.6)	17.2	(16.5)	20.3	(3.8)	3.1	(1.6)			Argentinien	16.9	(12.9)	-16.1	(7.6)	-33.9	(14.2)	42.4	(15.5)	31.2	(3.2)	1.8	(5.2)	44.7	(17.2)	13.0	(2.1)	1.9	(1.0)			Aserbaidschan	-17.9	(12.0)	6.1	(6.1)	6.8	(12.4)	c	c	22.7	(2.4)	2.6	(5.1)	-2.0	(6.2)	11.4	(2.1)	1.6	(1.0)			Brasilien	7.6	(4.4)	3.1	(3.7)	-23.5	(7.2)	17.7	(13.9)	28.9	(2.0)	12.0	(9.1)	33.6	(12.5)	7.8	(2.0)	1.3	(0.7)			Bulgarien	-4.3	(3.7)	-30.7	(10.9)	6.5	(11.4)	c	c	47.5	(3.8)	29.1	(8.0)	29.1	(6.8)	13.4	(2.3)	1.1	(1.4)			Kolumbien	-11.9	(2.9)	-2.2	(2.9)	-23.0	(8.0)	15.9	(6.1)	10.5	(3.0)	19.3	(8.0)	58.3	(21.9)	13.2	(2.7)	1.4	(0.9)			Kroatien	-41.6	(12.3)	2.6	(8.5)	10.3	(10.7)	c	c	35.1	(3.4)	3.4	(2.5)	-5.5	(9.0)	10.6	(1.9)	-3.5	(1.2)			Dubai (VAE)	2.6	(3.6)	18.1	(4.1)	-23.3	(16.7)	0.7	(15.0)	29.4	(4.6)	-31.7	(3.5)	20.0	(3.1)	19.0	(1.9)	2.6	(1.1)			Hongkong (China)	-3.3	(4.8)	-4.7	(4.3)	24.9	(26.2)	-21.3	(9.1)	25.9	(2.9)	-8.7	(2.4)	25.1	(6.5)	2.3	(2.1)	-1.3	(0.9)			Indonesien	2.3	(3.4)	-1.6	(3.3)	-1.9	(12.3)	-4.8	(9.5)	29.1	(1.8)	18.6	(11.1)	-5.2	(2.7)	7.0	(2.9)	1.4	(0.8)			Jordanien	-29.4	(18.8)	-22.4	(12.3)	11.5	(9.5)	18.3	(9.6)	49.0	(8.7)	-5.7	(3.7)	24.8	(8.3)	20.3	(2.3)	1.4	(1.1)			Kasachstan	1.4	(7.0)	-2.7	(6.9)	-5.8	(8.2)	-43.8	(21.3)	41.6	(2.5)	-11.8	(4.9)	1.8	(4.7)	17.3	(2.5)	-2.1	(1.4)			Kirgisistan	-24.8	(5.9)	3.7	(3.6)	-6.2	(7.9)	102.5	(22.8)	50.6	(3.0)	-12.0	(5.6)	-3.0	(5.0)	19.8	(2.4)	2.5	(1.2)			Lettland	-4.3	(5.8)	2.4	(5.2)	15.5	(9.2)	c	c	47.4	(3.0)	1.0	(3.4)	4.6	(9.7)	19.6	(2.5)	-0.7	(1.6)			Litauen	-5.1	(5.7)	7.2	(3.1)	-6.2	(7.3)	c	c	54.8	(2.7)	-1.1	(4.8)	12.9	(8.0)	19.0	(1.7)	-0.2	(1.2)			Macau (China)	-7.3	(4.7)	6.3	(4.8)	-55.4	(19.9)	4.7	(14.1)	21.9	(2.1)	-10.2	(2.7)	52.3	(7.2)	7.1	(2.1)	0.0	(1.0)			Montenegro	26.1	(15.9)	-11.9	(6.7)	-6.8	(9.0)	c	c	42.0	(3.6)	-6.7	(2.8)	5.8	(11.2)	13.1	(1.5)	0.8	(1.4)			Panama	-3.1	(13.2)	-18.6	(9.7)	-9.5	(13.1)	38.2	(33.7)	19.0	(4.9)	3.5	(6.5)	12.3	(10.9)	7.2	(3.3)	1.7	(0.9)			Peru	13.4	(6.4)	-9.2	(3.9)	-4.0	(9.1)	1.8	(19.6)	12.0	(3.2)	21.2	(10.4)	27.2	(7.5)	11.9	(2.7)	1.2	(0.8)			Katar	-0.8	(5.3)	0.6	(6.9)	-2.3	(11.2)	52.8	(20.5)	36.7	(6.3)	-38.3	(2.8)	20.3	(3.2)	8.1	(1.5)	1.7	(0.9)			Rumänien	28.0	(38.9)	-4.7	(6.4)	-15.9	(13.7)	c	c	16.2	(3.9)	18.2	(9.8)	13.2	(7.8)	11.0	(2.2)	-0.1	(1.2)			Russ. Föderation	-2.3	(4.3)	-1.4	(3.5)	3.8	(5.8)	c	c	41.6	(2.6)	1.4	(2.8)	20.2	(5.8)	21.2	(2.0)	-1.8	(1.7)			Serbien	-0.3	(10.4)	-29.0	(26.6)	10.9	(20.4)	c	c	27.3	(2.8)	-5.6	(3.5)	4.6	(9.4)	7.7	(1.8)	1.1	(1.2)			Shanghai (China)	-0.1	(2.9)	-8.0	(2.8)	-10.3	(10.9)	11.8	(10.4)	33.5	(2.4)	22.0	(8.7)	32.8	(9.6)	5.1	(1.9)	0.6	(1.2)			Singapur	-3.4	(7.3)	3.7	(2.5)	27.7	(23.2																																																																																																																																																																																																																																																																																																																																																																																																														
Luxemburg	-0.3	(11.6)	-10.6	(5.0)	-15.5	(20.4)	9.0	(27.9)	36.8	(3.2)	28.6	(3.5)	24.0	(5.0)	16.8	(2.9)	-1.6	(1.2)			Mexiko	2.9	(3.8)	2.2	(4.4)	2.6	(9.1)	17.2	(16.2)	22.2	(1.9)	24.8	(3.5)	19.6	(5.5)	8.4	(1.4)	1.5	(0.5)			Niederlande	1.1	(4.0)	20.3	(6.0)	19.4	(13.8)	2.3	(9.2)	19.1	(1.7)	5.8	(2.7)	12.0	(6.6)	5.2	(1.6)	0.3	(1.1)			Neuseeland	-5.7	(3.6)	-1.4	(3.6)	12.0	(8.7)	-0.2	(12.4)	49.4	(5.7)	-6.8	(3.6)	46.1	(5.7)	34.9	(2.8)	0.3	(2.4)			Norwegen	-3.2	(3.5)	-5.1	(4.7)	-2.3	(8.0)	c	c	48.8	(3.5)	10.8	(5.4)	38.0	(7.7)	28.5	(3.2)	-1.5	(2.0)			Polen	3.9	(8.8)	-3.4	(2.7)	6.7	(4.6)	-0.8	(18.4)	52.8	(3.4)	22.7	(23.3)	52.8	(15.8)	31.3	(1.8)	-3.4	(1.4)			Portugal	10.2	(6.1)	-7.9	(8.9)	-2.3	(7.7)	7.3	(9.8)	34.3	(2.6)	-1.3	(3.2)	14.5	(8.2)	18.0	(1.4)	-0.7	(0.7)			Slowak. Rep.	1.1	(2.9)	-1.7	(3.4)	0.6	(11.4)	-4.8	(10.2)	43.5	(2.9)	1.2	(5.4)	27.9	(7.4)	18.0	(1.9)	-3.5	(1.3)			Slowenien	-16.8	(11.7)	6.0	(7.0)	-2.9	(11.1)	45.8	(18.1)	31.8	(2.4)	8.2	(3.2)	6.3	(5.0)	3.3	(1.2)	1.2	(1.1)			Spanien	-0.7	(3.1)	1.7	(2.5)	7.4	(5.9)	5.6	(5.1)	29.7	(1.7)	24.5	(2.4)	10.0	(3.4)	19.8	(1.0)	-0.8	(0.6)			Schweden	2.8	(2.7)	0.8	(3.2)	6.8	(6.0)	1.5	(12.3)	46.6	(3.0)	7.4	(4.2)	29.4	(6.5)	32.2	(2.1)	-1.3	(1.0)			Schweiz	-13.3	(4.6)	13.1	(5.3)	-0.5	(6.4)	-17.4	(19.1)	31.9	(2.4)	11.6	(2.7)	19.9	(3.4)	18.2	(1.6)	-0.3	(1.4)			Türkei	-66.2	(65.3)	-10.2	(8.6)	24.3	(11.0)	c	c	31.4	(2.8)	-2.1	(7.7)	1.0	(11.3)	7.8	(2.2)	-0.1	(0.9)			Ver. Königreich	-1.8	(2.0)	1.1	(2.7)	0.7	(5.6)	-31.4	(12.7)	26.1	(3.1)	-6.8	(4.5)	17.8	(6.7)	26.0	(2.0)	0.6	(1.6)			Ver. Staaten	8.5	(6.2)	-5.0	(5.7)	-3.0	(9.4)	-10.1	(21.1)	28.0	(4.2)	-3.7	(7.5)	5.5	(8.1)	23.6	(2.4)	-1.8	(3.1)			OECD-Durchschnitt	5.8	(3.6)	-1.0	(1.0)	0.9	(1.9)	3.4	(2.8)	34.4	(0.5)	7.3	(1.1)	24.4	(1.8)	18.0	(0.3)	-0.4	(0.2)			Partnerländer																				Albanien	-8.6	(10.2)	2.4	(6.8)	-10.6	(10.7)	33.4	(30.6)	58.3	(4.1)	23.0	(11.6)	17.2	(16.5)	20.3	(3.8)	3.1	(1.6)			Argentinien	16.9	(12.9)	-16.1	(7.6)	-33.9	(14.2)	42.4	(15.5)	31.2	(3.2)	1.8	(5.2)	44.7	(17.2)	13.0	(2.1)	1.9	(1.0)			Aserbaidschan	-17.9	(12.0)	6.1	(6.1)	6.8	(12.4)	c	c	22.7	(2.4)	2.6	(5.1)	-2.0	(6.2)	11.4	(2.1)	1.6	(1.0)			Brasilien	7.6	(4.4)	3.1	(3.7)	-23.5	(7.2)	17.7	(13.9)	28.9	(2.0)	12.0	(9.1)	33.6	(12.5)	7.8	(2.0)	1.3	(0.7)			Bulgarien	-4.3	(3.7)	-30.7	(10.9)	6.5	(11.4)	c	c	47.5	(3.8)	29.1	(8.0)	29.1	(6.8)	13.4	(2.3)	1.1	(1.4)			Kolumbien	-11.9	(2.9)	-2.2	(2.9)	-23.0	(8.0)	15.9	(6.1)	10.5	(3.0)	19.3	(8.0)	58.3	(21.9)	13.2	(2.7)	1.4	(0.9)			Kroatien	-41.6	(12.3)	2.6	(8.5)	10.3	(10.7)	c	c	35.1	(3.4)	3.4	(2.5)	-5.5	(9.0)	10.6	(1.9)	-3.5	(1.2)			Dubai (VAE)	2.6	(3.6)	18.1	(4.1)	-23.3	(16.7)	0.7	(15.0)	29.4	(4.6)	-31.7	(3.5)	20.0	(3.1)	19.0	(1.9)	2.6	(1.1)			Hongkong (China)	-3.3	(4.8)	-4.7	(4.3)	24.9	(26.2)	-21.3	(9.1)	25.9	(2.9)	-8.7	(2.4)	25.1	(6.5)	2.3	(2.1)	-1.3	(0.9)			Indonesien	2.3	(3.4)	-1.6	(3.3)	-1.9	(12.3)	-4.8	(9.5)	29.1	(1.8)	18.6	(11.1)	-5.2	(2.7)	7.0	(2.9)	1.4	(0.8)			Jordanien	-29.4	(18.8)	-22.4	(12.3)	11.5	(9.5)	18.3	(9.6)	49.0	(8.7)	-5.7	(3.7)	24.8	(8.3)	20.3	(2.3)	1.4	(1.1)			Kasachstan	1.4	(7.0)	-2.7	(6.9)	-5.8	(8.2)	-43.8	(21.3)	41.6	(2.5)	-11.8	(4.9)	1.8	(4.7)	17.3	(2.5)	-2.1	(1.4)			Kirgisistan	-24.8	(5.9)	3.7	(3.6)	-6.2	(7.9)	102.5	(22.8)	50.6	(3.0)	-12.0	(5.6)	-3.0	(5.0)	19.8	(2.4)	2.5	(1.2)			Lettland	-4.3	(5.8)	2.4	(5.2)	15.5	(9.2)	c	c	47.4	(3.0)	1.0	(3.4)	4.6	(9.7)	19.6	(2.5)	-0.7	(1.6)			Litauen	-5.1	(5.7)	7.2	(3.1)	-6.2	(7.3)	c	c	54.8	(2.7)	-1.1	(4.8)	12.9	(8.0)	19.0	(1.7)	-0.2	(1.2)			Macau (China)	-7.3	(4.7)	6.3	(4.8)	-55.4	(19.9)	4.7	(14.1)	21.9	(2.1)	-10.2	(2.7)	52.3	(7.2)	7.1	(2.1)	0.0	(1.0)			Montenegro	26.1	(15.9)	-11.9	(6.7)	-6.8	(9.0)	c	c	42.0	(3.6)	-6.7	(2.8)	5.8	(11.2)	13.1	(1.5)	0.8	(1.4)			Panama	-3.1	(13.2)	-18.6	(9.7)	-9.5	(13.1)	38.2	(33.7)	19.0	(4.9)	3.5	(6.5)	12.3	(10.9)	7.2	(3.3)	1.7	(0.9)			Peru	13.4	(6.4)	-9.2	(3.9)	-4.0	(9.1)	1.8	(19.6)	12.0	(3.2)	21.2	(10.4)	27.2	(7.5)	11.9	(2.7)	1.2	(0.8)			Katar	-0.8	(5.3)	0.6	(6.9)	-2.3	(11.2)	52.8	(20.5)	36.7	(6.3)	-38.3	(2.8)	20.3	(3.2)	8.1	(1.5)	1.7	(0.9)			Rumänien	28.0	(38.9)	-4.7	(6.4)	-15.9	(13.7)	c	c	16.2	(3.9)	18.2	(9.8)	13.2	(7.8)	11.0	(2.2)	-0.1	(1.2)			Russ. Föderation	-2.3	(4.3)	-1.4	(3.5)	3.8	(5.8)	c	c	41.6	(2.6)	1.4	(2.8)	20.2	(5.8)	21.2	(2.0)	-1.8	(1.7)			Serbien	-0.3	(10.4)	-29.0	(26.6)	10.9	(20.4)	c	c	27.3	(2.8)	-5.6	(3.5)	4.6	(9.4)	7.7	(1.8)	1.1	(1.2)			Shanghai (China)	-0.1	(2.9)	-8.0	(2.8)	-10.3	(10.9)	11.8	(10.4)	33.5	(2.4)	22.0	(8.7)	32.8	(9.6)	5.1	(1.9)	0.6	(1.2)			Singapur	-3.4	(7.3)	3.7	(2.5)	27.7	(23.2																																																																																																																																																																																																																																																																																																																																																																																																																																			
Mexiko	2.9	(3.8)	2.2	(4.4)	2.6	(9.1)	17.2	(16.2)	22.2	(1.9)	24.8	(3.5)	19.6	(5.5)	8.4	(1.4)	1.5	(0.5)			Niederlande	1.1	(4.0)	20.3	(6.0)	19.4	(13.8)	2.3	(9.2)	19.1	(1.7)	5.8	(2.7)	12.0	(6.6)	5.2	(1.6)	0.3	(1.1)			Neuseeland	-5.7	(3.6)	-1.4	(3.6)	12.0	(8.7)	-0.2	(12.4)	49.4	(5.7)	-6.8	(3.6)	46.1	(5.7)	34.9	(2.8)	0.3	(2.4)			Norwegen	-3.2	(3.5)	-5.1	(4.7)	-2.3	(8.0)	c	c	48.8	(3.5)	10.8	(5.4)	38.0	(7.7)	28.5	(3.2)	-1.5	(2.0)			Polen	3.9	(8.8)	-3.4	(2.7)	6.7	(4.6)	-0.8	(18.4)	52.8	(3.4)	22.7	(23.3)	52.8	(15.8)	31.3	(1.8)	-3.4	(1.4)			Portugal	10.2	(6.1)	-7.9	(8.9)	-2.3	(7.7)	7.3	(9.8)	34.3	(2.6)	-1.3	(3.2)	14.5	(8.2)	18.0	(1.4)	-0.7	(0.7)			Slowak. Rep.	1.1	(2.9)	-1.7	(3.4)	0.6	(11.4)	-4.8	(10.2)	43.5	(2.9)	1.2	(5.4)	27.9	(7.4)	18.0	(1.9)	-3.5	(1.3)			Slowenien	-16.8	(11.7)	6.0	(7.0)	-2.9	(11.1)	45.8	(18.1)	31.8	(2.4)	8.2	(3.2)	6.3	(5.0)	3.3	(1.2)	1.2	(1.1)			Spanien	-0.7	(3.1)	1.7	(2.5)	7.4	(5.9)	5.6	(5.1)	29.7	(1.7)	24.5	(2.4)	10.0	(3.4)	19.8	(1.0)	-0.8	(0.6)			Schweden	2.8	(2.7)	0.8	(3.2)	6.8	(6.0)	1.5	(12.3)	46.6	(3.0)	7.4	(4.2)	29.4	(6.5)	32.2	(2.1)	-1.3	(1.0)			Schweiz	-13.3	(4.6)	13.1	(5.3)	-0.5	(6.4)	-17.4	(19.1)	31.9	(2.4)	11.6	(2.7)	19.9	(3.4)	18.2	(1.6)	-0.3	(1.4)			Türkei	-66.2	(65.3)	-10.2	(8.6)	24.3	(11.0)	c	c	31.4	(2.8)	-2.1	(7.7)	1.0	(11.3)	7.8	(2.2)	-0.1	(0.9)			Ver. Königreich	-1.8	(2.0)	1.1	(2.7)	0.7	(5.6)	-31.4	(12.7)	26.1	(3.1)	-6.8	(4.5)	17.8	(6.7)	26.0	(2.0)	0.6	(1.6)			Ver. Staaten	8.5	(6.2)	-5.0	(5.7)	-3.0	(9.4)	-10.1	(21.1)	28.0	(4.2)	-3.7	(7.5)	5.5	(8.1)	23.6	(2.4)	-1.8	(3.1)			OECD-Durchschnitt	5.8	(3.6)	-1.0	(1.0)	0.9	(1.9)	3.4	(2.8)	34.4	(0.5)	7.3	(1.1)	24.4	(1.8)	18.0	(0.3)	-0.4	(0.2)			Partnerländer																				Albanien	-8.6	(10.2)	2.4	(6.8)	-10.6	(10.7)	33.4	(30.6)	58.3	(4.1)	23.0	(11.6)	17.2	(16.5)	20.3	(3.8)	3.1	(1.6)			Argentinien	16.9	(12.9)	-16.1	(7.6)	-33.9	(14.2)	42.4	(15.5)	31.2	(3.2)	1.8	(5.2)	44.7	(17.2)	13.0	(2.1)	1.9	(1.0)			Aserbaidschan	-17.9	(12.0)	6.1	(6.1)	6.8	(12.4)	c	c	22.7	(2.4)	2.6	(5.1)	-2.0	(6.2)	11.4	(2.1)	1.6	(1.0)			Brasilien	7.6	(4.4)	3.1	(3.7)	-23.5	(7.2)	17.7	(13.9)	28.9	(2.0)	12.0	(9.1)	33.6	(12.5)	7.8	(2.0)	1.3	(0.7)			Bulgarien	-4.3	(3.7)	-30.7	(10.9)	6.5	(11.4)	c	c	47.5	(3.8)	29.1	(8.0)	29.1	(6.8)	13.4	(2.3)	1.1	(1.4)			Kolumbien	-11.9	(2.9)	-2.2	(2.9)	-23.0	(8.0)	15.9	(6.1)	10.5	(3.0)	19.3	(8.0)	58.3	(21.9)	13.2	(2.7)	1.4	(0.9)			Kroatien	-41.6	(12.3)	2.6	(8.5)	10.3	(10.7)	c	c	35.1	(3.4)	3.4	(2.5)	-5.5	(9.0)	10.6	(1.9)	-3.5	(1.2)			Dubai (VAE)	2.6	(3.6)	18.1	(4.1)	-23.3	(16.7)	0.7	(15.0)	29.4	(4.6)	-31.7	(3.5)	20.0	(3.1)	19.0	(1.9)	2.6	(1.1)			Hongkong (China)	-3.3	(4.8)	-4.7	(4.3)	24.9	(26.2)	-21.3	(9.1)	25.9	(2.9)	-8.7	(2.4)	25.1	(6.5)	2.3	(2.1)	-1.3	(0.9)			Indonesien	2.3	(3.4)	-1.6	(3.3)	-1.9	(12.3)	-4.8	(9.5)	29.1	(1.8)	18.6	(11.1)	-5.2	(2.7)	7.0	(2.9)	1.4	(0.8)			Jordanien	-29.4	(18.8)	-22.4	(12.3)	11.5	(9.5)	18.3	(9.6)	49.0	(8.7)	-5.7	(3.7)	24.8	(8.3)	20.3	(2.3)	1.4	(1.1)			Kasachstan	1.4	(7.0)	-2.7	(6.9)	-5.8	(8.2)	-43.8	(21.3)	41.6	(2.5)	-11.8	(4.9)	1.8	(4.7)	17.3	(2.5)	-2.1	(1.4)			Kirgisistan	-24.8	(5.9)	3.7	(3.6)	-6.2	(7.9)	102.5	(22.8)	50.6	(3.0)	-12.0	(5.6)	-3.0	(5.0)	19.8	(2.4)	2.5	(1.2)			Lettland	-4.3	(5.8)	2.4	(5.2)	15.5	(9.2)	c	c	47.4	(3.0)	1.0	(3.4)	4.6	(9.7)	19.6	(2.5)	-0.7	(1.6)			Litauen	-5.1	(5.7)	7.2	(3.1)	-6.2	(7.3)	c	c	54.8	(2.7)	-1.1	(4.8)	12.9	(8.0)	19.0	(1.7)	-0.2	(1.2)			Macau (China)	-7.3	(4.7)	6.3	(4.8)	-55.4	(19.9)	4.7	(14.1)	21.9	(2.1)	-10.2	(2.7)	52.3	(7.2)	7.1	(2.1)	0.0	(1.0)			Montenegro	26.1	(15.9)	-11.9	(6.7)	-6.8	(9.0)	c	c	42.0	(3.6)	-6.7	(2.8)	5.8	(11.2)	13.1	(1.5)	0.8	(1.4)			Panama	-3.1	(13.2)	-18.6	(9.7)	-9.5	(13.1)	38.2	(33.7)	19.0	(4.9)	3.5	(6.5)	12.3	(10.9)	7.2	(3.3)	1.7	(0.9)			Peru	13.4	(6.4)	-9.2	(3.9)	-4.0	(9.1)	1.8	(19.6)	12.0	(3.2)	21.2	(10.4)	27.2	(7.5)	11.9	(2.7)	1.2	(0.8)			Katar	-0.8	(5.3)	0.6	(6.9)	-2.3	(11.2)	52.8	(20.5)	36.7	(6.3)	-38.3	(2.8)	20.3	(3.2)	8.1	(1.5)	1.7	(0.9)			Rumänien	28.0	(38.9)	-4.7	(6.4)	-15.9	(13.7)	c	c	16.2	(3.9)	18.2	(9.8)	13.2	(7.8)	11.0	(2.2)	-0.1	(1.2)			Russ. Föderation	-2.3	(4.3)	-1.4	(3.5)	3.8	(5.8)	c	c	41.6	(2.6)	1.4	(2.8)	20.2	(5.8)	21.2	(2.0)	-1.8	(1.7)			Serbien	-0.3	(10.4)	-29.0	(26.6)	10.9	(20.4)	c	c	27.3	(2.8)	-5.6	(3.5)	4.6	(9.4)	7.7	(1.8)	1.1	(1.2)			Shanghai (China)	-0.1	(2.9)	-8.0	(2.8)	-10.3	(10.9)	11.8	(10.4)	33.5	(2.4)	22.0	(8.7)	32.8	(9.6)	5.1	(1.9)	0.6	(1.2)			Singapur	-3.4	(7.3)	3.7	(2.5)	27.7	(23.2																																																																																																																																																																																																																																																																																																																																																																																																																																																								
Niederlande	1.1	(4.0)	20.3	(6.0)	19.4	(13.8)	2.3	(9.2)	19.1	(1.7)	5.8	(2.7)	12.0	(6.6)	5.2	(1.6)	0.3	(1.1)			Neuseeland	-5.7	(3.6)	-1.4	(3.6)	12.0	(8.7)	-0.2	(12.4)	49.4	(5.7)	-6.8	(3.6)	46.1	(5.7)	34.9	(2.8)	0.3	(2.4)			Norwegen	-3.2	(3.5)	-5.1	(4.7)	-2.3	(8.0)	c	c	48.8	(3.5)	10.8	(5.4)	38.0	(7.7)	28.5	(3.2)	-1.5	(2.0)			Polen	3.9	(8.8)	-3.4	(2.7)	6.7	(4.6)	-0.8	(18.4)	52.8	(3.4)	22.7	(23.3)	52.8	(15.8)	31.3	(1.8)	-3.4	(1.4)			Portugal	10.2	(6.1)	-7.9	(8.9)	-2.3	(7.7)	7.3	(9.8)	34.3	(2.6)	-1.3	(3.2)	14.5	(8.2)	18.0	(1.4)	-0.7	(0.7)			Slowak. Rep.	1.1	(2.9)	-1.7	(3.4)	0.6	(11.4)	-4.8	(10.2)	43.5	(2.9)	1.2	(5.4)	27.9	(7.4)	18.0	(1.9)	-3.5	(1.3)			Slowenien	-16.8	(11.7)	6.0	(7.0)	-2.9	(11.1)	45.8	(18.1)	31.8	(2.4)	8.2	(3.2)	6.3	(5.0)	3.3	(1.2)	1.2	(1.1)			Spanien	-0.7	(3.1)	1.7	(2.5)	7.4	(5.9)	5.6	(5.1)	29.7	(1.7)	24.5	(2.4)	10.0	(3.4)	19.8	(1.0)	-0.8	(0.6)			Schweden	2.8	(2.7)	0.8	(3.2)	6.8	(6.0)	1.5	(12.3)	46.6	(3.0)	7.4	(4.2)	29.4	(6.5)	32.2	(2.1)	-1.3	(1.0)			Schweiz	-13.3	(4.6)	13.1	(5.3)	-0.5	(6.4)	-17.4	(19.1)	31.9	(2.4)	11.6	(2.7)	19.9	(3.4)	18.2	(1.6)	-0.3	(1.4)			Türkei	-66.2	(65.3)	-10.2	(8.6)	24.3	(11.0)	c	c	31.4	(2.8)	-2.1	(7.7)	1.0	(11.3)	7.8	(2.2)	-0.1	(0.9)			Ver. Königreich	-1.8	(2.0)	1.1	(2.7)	0.7	(5.6)	-31.4	(12.7)	26.1	(3.1)	-6.8	(4.5)	17.8	(6.7)	26.0	(2.0)	0.6	(1.6)			Ver. Staaten	8.5	(6.2)	-5.0	(5.7)	-3.0	(9.4)	-10.1	(21.1)	28.0	(4.2)	-3.7	(7.5)	5.5	(8.1)	23.6	(2.4)	-1.8	(3.1)			OECD-Durchschnitt	5.8	(3.6)	-1.0	(1.0)	0.9	(1.9)	3.4	(2.8)	34.4	(0.5)	7.3	(1.1)	24.4	(1.8)	18.0	(0.3)	-0.4	(0.2)			Partnerländer																				Albanien	-8.6	(10.2)	2.4	(6.8)	-10.6	(10.7)	33.4	(30.6)	58.3	(4.1)	23.0	(11.6)	17.2	(16.5)	20.3	(3.8)	3.1	(1.6)			Argentinien	16.9	(12.9)	-16.1	(7.6)	-33.9	(14.2)	42.4	(15.5)	31.2	(3.2)	1.8	(5.2)	44.7	(17.2)	13.0	(2.1)	1.9	(1.0)			Aserbaidschan	-17.9	(12.0)	6.1	(6.1)	6.8	(12.4)	c	c	22.7	(2.4)	2.6	(5.1)	-2.0	(6.2)	11.4	(2.1)	1.6	(1.0)			Brasilien	7.6	(4.4)	3.1	(3.7)	-23.5	(7.2)	17.7	(13.9)	28.9	(2.0)	12.0	(9.1)	33.6	(12.5)	7.8	(2.0)	1.3	(0.7)			Bulgarien	-4.3	(3.7)	-30.7	(10.9)	6.5	(11.4)	c	c	47.5	(3.8)	29.1	(8.0)	29.1	(6.8)	13.4	(2.3)	1.1	(1.4)			Kolumbien	-11.9	(2.9)	-2.2	(2.9)	-23.0	(8.0)	15.9	(6.1)	10.5	(3.0)	19.3	(8.0)	58.3	(21.9)	13.2	(2.7)	1.4	(0.9)			Kroatien	-41.6	(12.3)	2.6	(8.5)	10.3	(10.7)	c	c	35.1	(3.4)	3.4	(2.5)	-5.5	(9.0)	10.6	(1.9)	-3.5	(1.2)			Dubai (VAE)	2.6	(3.6)	18.1	(4.1)	-23.3	(16.7)	0.7	(15.0)	29.4	(4.6)	-31.7	(3.5)	20.0	(3.1)	19.0	(1.9)	2.6	(1.1)			Hongkong (China)	-3.3	(4.8)	-4.7	(4.3)	24.9	(26.2)	-21.3	(9.1)	25.9	(2.9)	-8.7	(2.4)	25.1	(6.5)	2.3	(2.1)	-1.3	(0.9)			Indonesien	2.3	(3.4)	-1.6	(3.3)	-1.9	(12.3)	-4.8	(9.5)	29.1	(1.8)	18.6	(11.1)	-5.2	(2.7)	7.0	(2.9)	1.4	(0.8)			Jordanien	-29.4	(18.8)	-22.4	(12.3)	11.5	(9.5)	18.3	(9.6)	49.0	(8.7)	-5.7	(3.7)	24.8	(8.3)	20.3	(2.3)	1.4	(1.1)			Kasachstan	1.4	(7.0)	-2.7	(6.9)	-5.8	(8.2)	-43.8	(21.3)	41.6	(2.5)	-11.8	(4.9)	1.8	(4.7)	17.3	(2.5)	-2.1	(1.4)			Kirgisistan	-24.8	(5.9)	3.7	(3.6)	-6.2	(7.9)	102.5	(22.8)	50.6	(3.0)	-12.0	(5.6)	-3.0	(5.0)	19.8	(2.4)	2.5	(1.2)			Lettland	-4.3	(5.8)	2.4	(5.2)	15.5	(9.2)	c	c	47.4	(3.0)	1.0	(3.4)	4.6	(9.7)	19.6	(2.5)	-0.7	(1.6)			Litauen	-5.1	(5.7)	7.2	(3.1)	-6.2	(7.3)	c	c	54.8	(2.7)	-1.1	(4.8)	12.9	(8.0)	19.0	(1.7)	-0.2	(1.2)			Macau (China)	-7.3	(4.7)	6.3	(4.8)	-55.4	(19.9)	4.7	(14.1)	21.9	(2.1)	-10.2	(2.7)	52.3	(7.2)	7.1	(2.1)	0.0	(1.0)			Montenegro	26.1	(15.9)	-11.9	(6.7)	-6.8	(9.0)	c	c	42.0	(3.6)	-6.7	(2.8)	5.8	(11.2)	13.1	(1.5)	0.8	(1.4)			Panama	-3.1	(13.2)	-18.6	(9.7)	-9.5	(13.1)	38.2	(33.7)	19.0	(4.9)	3.5	(6.5)	12.3	(10.9)	7.2	(3.3)	1.7	(0.9)			Peru	13.4	(6.4)	-9.2	(3.9)	-4.0	(9.1)	1.8	(19.6)	12.0	(3.2)	21.2	(10.4)	27.2	(7.5)	11.9	(2.7)	1.2	(0.8)			Katar	-0.8	(5.3)	0.6	(6.9)	-2.3	(11.2)	52.8	(20.5)	36.7	(6.3)	-38.3	(2.8)	20.3	(3.2)	8.1	(1.5)	1.7	(0.9)			Rumänien	28.0	(38.9)	-4.7	(6.4)	-15.9	(13.7)	c	c	16.2	(3.9)	18.2	(9.8)	13.2	(7.8)	11.0	(2.2)	-0.1	(1.2)			Russ. Föderation	-2.3	(4.3)	-1.4	(3.5)	3.8	(5.8)	c	c	41.6	(2.6)	1.4	(2.8)	20.2	(5.8)	21.2	(2.0)	-1.8	(1.7)			Serbien	-0.3	(10.4)	-29.0	(26.6)	10.9	(20.4)	c	c	27.3	(2.8)	-5.6	(3.5)	4.6	(9.4)	7.7	(1.8)	1.1	(1.2)			Shanghai (China)	-0.1	(2.9)	-8.0	(2.8)	-10.3	(10.9)	11.8	(10.4)	33.5	(2.4)	22.0	(8.7)	32.8	(9.6)	5.1	(1.9)	0.6	(1.2)			Singapur	-3.4	(7.3)	3.7	(2.5)	27.7	(23.2																																																																																																																																																																																																																																																																																																																																																																																																																																																																													
Neuseeland	-5.7	(3.6)	-1.4	(3.6)	12.0	(8.7)	-0.2	(12.4)	49.4	(5.7)	-6.8	(3.6)	46.1	(5.7)	34.9	(2.8)	0.3	(2.4)			Norwegen	-3.2	(3.5)	-5.1	(4.7)	-2.3	(8.0)	c	c	48.8	(3.5)	10.8	(5.4)	38.0	(7.7)	28.5	(3.2)	-1.5	(2.0)			Polen	3.9	(8.8)	-3.4	(2.7)	6.7	(4.6)	-0.8	(18.4)	52.8	(3.4)	22.7	(23.3)	52.8	(15.8)	31.3	(1.8)	-3.4	(1.4)			Portugal	10.2	(6.1)	-7.9	(8.9)	-2.3	(7.7)	7.3	(9.8)	34.3	(2.6)	-1.3	(3.2)	14.5	(8.2)	18.0	(1.4)	-0.7	(0.7)			Slowak. Rep.	1.1	(2.9)	-1.7	(3.4)	0.6	(11.4)	-4.8	(10.2)	43.5	(2.9)	1.2	(5.4)	27.9	(7.4)	18.0	(1.9)	-3.5	(1.3)			Slowenien	-16.8	(11.7)	6.0	(7.0)	-2.9	(11.1)	45.8	(18.1)	31.8	(2.4)	8.2	(3.2)	6.3	(5.0)	3.3	(1.2)	1.2	(1.1)			Spanien	-0.7	(3.1)	1.7	(2.5)	7.4	(5.9)	5.6	(5.1)	29.7	(1.7)	24.5	(2.4)	10.0	(3.4)	19.8	(1.0)	-0.8	(0.6)			Schweden	2.8	(2.7)	0.8	(3.2)	6.8	(6.0)	1.5	(12.3)	46.6	(3.0)	7.4	(4.2)	29.4	(6.5)	32.2	(2.1)	-1.3	(1.0)			Schweiz	-13.3	(4.6)	13.1	(5.3)	-0.5	(6.4)	-17.4	(19.1)	31.9	(2.4)	11.6	(2.7)	19.9	(3.4)	18.2	(1.6)	-0.3	(1.4)			Türkei	-66.2	(65.3)	-10.2	(8.6)	24.3	(11.0)	c	c	31.4	(2.8)	-2.1	(7.7)	1.0	(11.3)	7.8	(2.2)	-0.1	(0.9)			Ver. Königreich	-1.8	(2.0)	1.1	(2.7)	0.7	(5.6)	-31.4	(12.7)	26.1	(3.1)	-6.8	(4.5)	17.8	(6.7)	26.0	(2.0)	0.6	(1.6)			Ver. Staaten	8.5	(6.2)	-5.0	(5.7)	-3.0	(9.4)	-10.1	(21.1)	28.0	(4.2)	-3.7	(7.5)	5.5	(8.1)	23.6	(2.4)	-1.8	(3.1)			OECD-Durchschnitt	5.8	(3.6)	-1.0	(1.0)	0.9	(1.9)	3.4	(2.8)	34.4	(0.5)	7.3	(1.1)	24.4	(1.8)	18.0	(0.3)	-0.4	(0.2)			Partnerländer																				Albanien	-8.6	(10.2)	2.4	(6.8)	-10.6	(10.7)	33.4	(30.6)	58.3	(4.1)	23.0	(11.6)	17.2	(16.5)	20.3	(3.8)	3.1	(1.6)			Argentinien	16.9	(12.9)	-16.1	(7.6)	-33.9	(14.2)	42.4	(15.5)	31.2	(3.2)	1.8	(5.2)	44.7	(17.2)	13.0	(2.1)	1.9	(1.0)			Aserbaidschan	-17.9	(12.0)	6.1	(6.1)	6.8	(12.4)	c	c	22.7	(2.4)	2.6	(5.1)	-2.0	(6.2)	11.4	(2.1)	1.6	(1.0)			Brasilien	7.6	(4.4)	3.1	(3.7)	-23.5	(7.2)	17.7	(13.9)	28.9	(2.0)	12.0	(9.1)	33.6	(12.5)	7.8	(2.0)	1.3	(0.7)			Bulgarien	-4.3	(3.7)	-30.7	(10.9)	6.5	(11.4)	c	c	47.5	(3.8)	29.1	(8.0)	29.1	(6.8)	13.4	(2.3)	1.1	(1.4)			Kolumbien	-11.9	(2.9)	-2.2	(2.9)	-23.0	(8.0)	15.9	(6.1)	10.5	(3.0)	19.3	(8.0)	58.3	(21.9)	13.2	(2.7)	1.4	(0.9)			Kroatien	-41.6	(12.3)	2.6	(8.5)	10.3	(10.7)	c	c	35.1	(3.4)	3.4	(2.5)	-5.5	(9.0)	10.6	(1.9)	-3.5	(1.2)			Dubai (VAE)	2.6	(3.6)	18.1	(4.1)	-23.3	(16.7)	0.7	(15.0)	29.4	(4.6)	-31.7	(3.5)	20.0	(3.1)	19.0	(1.9)	2.6	(1.1)			Hongkong (China)	-3.3	(4.8)	-4.7	(4.3)	24.9	(26.2)	-21.3	(9.1)	25.9	(2.9)	-8.7	(2.4)	25.1	(6.5)	2.3	(2.1)	-1.3	(0.9)			Indonesien	2.3	(3.4)	-1.6	(3.3)	-1.9	(12.3)	-4.8	(9.5)	29.1	(1.8)	18.6	(11.1)	-5.2	(2.7)	7.0	(2.9)	1.4	(0.8)			Jordanien	-29.4	(18.8)	-22.4	(12.3)	11.5	(9.5)	18.3	(9.6)	49.0	(8.7)	-5.7	(3.7)	24.8	(8.3)	20.3	(2.3)	1.4	(1.1)			Kasachstan	1.4	(7.0)	-2.7	(6.9)	-5.8	(8.2)	-43.8	(21.3)	41.6	(2.5)	-11.8	(4.9)	1.8	(4.7)	17.3	(2.5)	-2.1	(1.4)			Kirgisistan	-24.8	(5.9)	3.7	(3.6)	-6.2	(7.9)	102.5	(22.8)	50.6	(3.0)	-12.0	(5.6)	-3.0	(5.0)	19.8	(2.4)	2.5	(1.2)			Lettland	-4.3	(5.8)	2.4	(5.2)	15.5	(9.2)	c	c	47.4	(3.0)	1.0	(3.4)	4.6	(9.7)	19.6	(2.5)	-0.7	(1.6)			Litauen	-5.1	(5.7)	7.2	(3.1)	-6.2	(7.3)	c	c	54.8	(2.7)	-1.1	(4.8)	12.9	(8.0)	19.0	(1.7)	-0.2	(1.2)			Macau (China)	-7.3	(4.7)	6.3	(4.8)	-55.4	(19.9)	4.7	(14.1)	21.9	(2.1)	-10.2	(2.7)	52.3	(7.2)	7.1	(2.1)	0.0	(1.0)			Montenegro	26.1	(15.9)	-11.9	(6.7)	-6.8	(9.0)	c	c	42.0	(3.6)	-6.7	(2.8)	5.8	(11.2)	13.1	(1.5)	0.8	(1.4)			Panama	-3.1	(13.2)	-18.6	(9.7)	-9.5	(13.1)	38.2	(33.7)	19.0	(4.9)	3.5	(6.5)	12.3	(10.9)	7.2	(3.3)	1.7	(0.9)			Peru	13.4	(6.4)	-9.2	(3.9)	-4.0	(9.1)	1.8	(19.6)	12.0	(3.2)	21.2	(10.4)	27.2	(7.5)	11.9	(2.7)	1.2	(0.8)			Katar	-0.8	(5.3)	0.6	(6.9)	-2.3	(11.2)	52.8	(20.5)	36.7	(6.3)	-38.3	(2.8)	20.3	(3.2)	8.1	(1.5)	1.7	(0.9)			Rumänien	28.0	(38.9)	-4.7	(6.4)	-15.9	(13.7)	c	c	16.2	(3.9)	18.2	(9.8)	13.2	(7.8)	11.0	(2.2)	-0.1	(1.2)			Russ. Föderation	-2.3	(4.3)	-1.4	(3.5)	3.8	(5.8)	c	c	41.6	(2.6)	1.4	(2.8)	20.2	(5.8)	21.2	(2.0)	-1.8	(1.7)			Serbien	-0.3	(10.4)	-29.0	(26.6)	10.9	(20.4)	c	c	27.3	(2.8)	-5.6	(3.5)	4.6	(9.4)	7.7	(1.8)	1.1	(1.2)			Shanghai (China)	-0.1	(2.9)	-8.0	(2.8)	-10.3	(10.9)	11.8	(10.4)	33.5	(2.4)	22.0	(8.7)	32.8	(9.6)	5.1	(1.9)	0.6	(1.2)			Singapur	-3.4	(7.3)	3.7	(2.5)	27.7	(23.2																																																																																																																																																																																																																																																																																																																																																																																																																																																																																																		
Norwegen	-3.2	(3.5)	-5.1	(4.7)	-2.3	(8.0)	c	c	48.8	(3.5)	10.8	(5.4)	38.0	(7.7)	28.5	(3.2)	-1.5	(2.0)			Polen	3.9	(8.8)	-3.4	(2.7)	6.7	(4.6)	-0.8	(18.4)	52.8	(3.4)	22.7	(23.3)	52.8	(15.8)	31.3	(1.8)	-3.4	(1.4)			Portugal	10.2	(6.1)	-7.9	(8.9)	-2.3	(7.7)	7.3	(9.8)	34.3	(2.6)	-1.3	(3.2)	14.5	(8.2)	18.0	(1.4)	-0.7	(0.7)			Slowak. Rep.	1.1	(2.9)	-1.7	(3.4)	0.6	(11.4)	-4.8	(10.2)	43.5	(2.9)	1.2	(5.4)	27.9	(7.4)	18.0	(1.9)	-3.5	(1.3)			Slowenien	-16.8	(11.7)	6.0	(7.0)	-2.9	(11.1)	45.8	(18.1)	31.8	(2.4)	8.2	(3.2)	6.3	(5.0)	3.3	(1.2)	1.2	(1.1)			Spanien	-0.7	(3.1)	1.7	(2.5)	7.4	(5.9)	5.6	(5.1)	29.7	(1.7)	24.5	(2.4)	10.0	(3.4)	19.8	(1.0)	-0.8	(0.6)			Schweden	2.8	(2.7)	0.8	(3.2)	6.8	(6.0)	1.5	(12.3)	46.6	(3.0)	7.4	(4.2)	29.4	(6.5)	32.2	(2.1)	-1.3	(1.0)			Schweiz	-13.3	(4.6)	13.1	(5.3)	-0.5	(6.4)	-17.4	(19.1)	31.9	(2.4)	11.6	(2.7)	19.9	(3.4)	18.2	(1.6)	-0.3	(1.4)			Türkei	-66.2	(65.3)	-10.2	(8.6)	24.3	(11.0)	c	c	31.4	(2.8)	-2.1	(7.7)	1.0	(11.3)	7.8	(2.2)	-0.1	(0.9)			Ver. Königreich	-1.8	(2.0)	1.1	(2.7)	0.7	(5.6)	-31.4	(12.7)	26.1	(3.1)	-6.8	(4.5)	17.8	(6.7)	26.0	(2.0)	0.6	(1.6)			Ver. Staaten	8.5	(6.2)	-5.0	(5.7)	-3.0	(9.4)	-10.1	(21.1)	28.0	(4.2)	-3.7	(7.5)	5.5	(8.1)	23.6	(2.4)	-1.8	(3.1)			OECD-Durchschnitt	5.8	(3.6)	-1.0	(1.0)	0.9	(1.9)	3.4	(2.8)	34.4	(0.5)	7.3	(1.1)	24.4	(1.8)	18.0	(0.3)	-0.4	(0.2)			Partnerländer																				Albanien	-8.6	(10.2)	2.4	(6.8)	-10.6	(10.7)	33.4	(30.6)	58.3	(4.1)	23.0	(11.6)	17.2	(16.5)	20.3	(3.8)	3.1	(1.6)			Argentinien	16.9	(12.9)	-16.1	(7.6)	-33.9	(14.2)	42.4	(15.5)	31.2	(3.2)	1.8	(5.2)	44.7	(17.2)	13.0	(2.1)	1.9	(1.0)			Aserbaidschan	-17.9	(12.0)	6.1	(6.1)	6.8	(12.4)	c	c	22.7	(2.4)	2.6	(5.1)	-2.0	(6.2)	11.4	(2.1)	1.6	(1.0)			Brasilien	7.6	(4.4)	3.1	(3.7)	-23.5	(7.2)	17.7	(13.9)	28.9	(2.0)	12.0	(9.1)	33.6	(12.5)	7.8	(2.0)	1.3	(0.7)			Bulgarien	-4.3	(3.7)	-30.7	(10.9)	6.5	(11.4)	c	c	47.5	(3.8)	29.1	(8.0)	29.1	(6.8)	13.4	(2.3)	1.1	(1.4)			Kolumbien	-11.9	(2.9)	-2.2	(2.9)	-23.0	(8.0)	15.9	(6.1)	10.5	(3.0)	19.3	(8.0)	58.3	(21.9)	13.2	(2.7)	1.4	(0.9)			Kroatien	-41.6	(12.3)	2.6	(8.5)	10.3	(10.7)	c	c	35.1	(3.4)	3.4	(2.5)	-5.5	(9.0)	10.6	(1.9)	-3.5	(1.2)			Dubai (VAE)	2.6	(3.6)	18.1	(4.1)	-23.3	(16.7)	0.7	(15.0)	29.4	(4.6)	-31.7	(3.5)	20.0	(3.1)	19.0	(1.9)	2.6	(1.1)			Hongkong (China)	-3.3	(4.8)	-4.7	(4.3)	24.9	(26.2)	-21.3	(9.1)	25.9	(2.9)	-8.7	(2.4)	25.1	(6.5)	2.3	(2.1)	-1.3	(0.9)			Indonesien	2.3	(3.4)	-1.6	(3.3)	-1.9	(12.3)	-4.8	(9.5)	29.1	(1.8)	18.6	(11.1)	-5.2	(2.7)	7.0	(2.9)	1.4	(0.8)			Jordanien	-29.4	(18.8)	-22.4	(12.3)	11.5	(9.5)	18.3	(9.6)	49.0	(8.7)	-5.7	(3.7)	24.8	(8.3)	20.3	(2.3)	1.4	(1.1)			Kasachstan	1.4	(7.0)	-2.7	(6.9)	-5.8	(8.2)	-43.8	(21.3)	41.6	(2.5)	-11.8	(4.9)	1.8	(4.7)	17.3	(2.5)	-2.1	(1.4)			Kirgisistan	-24.8	(5.9)	3.7	(3.6)	-6.2	(7.9)	102.5	(22.8)	50.6	(3.0)	-12.0	(5.6)	-3.0	(5.0)	19.8	(2.4)	2.5	(1.2)			Lettland	-4.3	(5.8)	2.4	(5.2)	15.5	(9.2)	c	c	47.4	(3.0)	1.0	(3.4)	4.6	(9.7)	19.6	(2.5)	-0.7	(1.6)			Litauen	-5.1	(5.7)	7.2	(3.1)	-6.2	(7.3)	c	c	54.8	(2.7)	-1.1	(4.8)	12.9	(8.0)	19.0	(1.7)	-0.2	(1.2)			Macau (China)	-7.3	(4.7)	6.3	(4.8)	-55.4	(19.9)	4.7	(14.1)	21.9	(2.1)	-10.2	(2.7)	52.3	(7.2)	7.1	(2.1)	0.0	(1.0)			Montenegro	26.1	(15.9)	-11.9	(6.7)	-6.8	(9.0)	c	c	42.0	(3.6)	-6.7	(2.8)	5.8	(11.2)	13.1	(1.5)	0.8	(1.4)			Panama	-3.1	(13.2)	-18.6	(9.7)	-9.5	(13.1)	38.2	(33.7)	19.0	(4.9)	3.5	(6.5)	12.3	(10.9)	7.2	(3.3)	1.7	(0.9)			Peru	13.4	(6.4)	-9.2	(3.9)	-4.0	(9.1)	1.8	(19.6)	12.0	(3.2)	21.2	(10.4)	27.2	(7.5)	11.9	(2.7)	1.2	(0.8)			Katar	-0.8	(5.3)	0.6	(6.9)	-2.3	(11.2)	52.8	(20.5)	36.7	(6.3)	-38.3	(2.8)	20.3	(3.2)	8.1	(1.5)	1.7	(0.9)			Rumänien	28.0	(38.9)	-4.7	(6.4)	-15.9	(13.7)	c	c	16.2	(3.9)	18.2	(9.8)	13.2	(7.8)	11.0	(2.2)	-0.1	(1.2)			Russ. Föderation	-2.3	(4.3)	-1.4	(3.5)	3.8	(5.8)	c	c	41.6	(2.6)	1.4	(2.8)	20.2	(5.8)	21.2	(2.0)	-1.8	(1.7)			Serbien	-0.3	(10.4)	-29.0	(26.6)	10.9	(20.4)	c	c	27.3	(2.8)	-5.6	(3.5)	4.6	(9.4)	7.7	(1.8)	1.1	(1.2)			Shanghai (China)	-0.1	(2.9)	-8.0	(2.8)	-10.3	(10.9)	11.8	(10.4)	33.5	(2.4)	22.0	(8.7)	32.8	(9.6)	5.1	(1.9)	0.6	(1.2)			Singapur	-3.4	(7.3)	3.7	(2.5)	27.7	(23.2																																																																																																																																																																																																																																																																																																																																																																																																																																																																																																																							
Polen	3.9	(8.8)	-3.4	(2.7)	6.7	(4.6)	-0.8	(18.4)	52.8	(3.4)	22.7	(23.3)	52.8	(15.8)	31.3	(1.8)	-3.4	(1.4)			Portugal	10.2	(6.1)	-7.9	(8.9)	-2.3	(7.7)	7.3	(9.8)	34.3	(2.6)	-1.3	(3.2)	14.5	(8.2)	18.0	(1.4)	-0.7	(0.7)			Slowak. Rep.	1.1	(2.9)	-1.7	(3.4)	0.6	(11.4)	-4.8	(10.2)	43.5	(2.9)	1.2	(5.4)	27.9	(7.4)	18.0	(1.9)	-3.5	(1.3)			Slowenien	-16.8	(11.7)	6.0	(7.0)	-2.9	(11.1)	45.8	(18.1)	31.8	(2.4)	8.2	(3.2)	6.3	(5.0)	3.3	(1.2)	1.2	(1.1)			Spanien	-0.7	(3.1)	1.7	(2.5)	7.4	(5.9)	5.6	(5.1)	29.7	(1.7)	24.5	(2.4)	10.0	(3.4)	19.8	(1.0)	-0.8	(0.6)			Schweden	2.8	(2.7)	0.8	(3.2)	6.8	(6.0)	1.5	(12.3)	46.6	(3.0)	7.4	(4.2)	29.4	(6.5)	32.2	(2.1)	-1.3	(1.0)			Schweiz	-13.3	(4.6)	13.1	(5.3)	-0.5	(6.4)	-17.4	(19.1)	31.9	(2.4)	11.6	(2.7)	19.9	(3.4)	18.2	(1.6)	-0.3	(1.4)			Türkei	-66.2	(65.3)	-10.2	(8.6)	24.3	(11.0)	c	c	31.4	(2.8)	-2.1	(7.7)	1.0	(11.3)	7.8	(2.2)	-0.1	(0.9)			Ver. Königreich	-1.8	(2.0)	1.1	(2.7)	0.7	(5.6)	-31.4	(12.7)	26.1	(3.1)	-6.8	(4.5)	17.8	(6.7)	26.0	(2.0)	0.6	(1.6)			Ver. Staaten	8.5	(6.2)	-5.0	(5.7)	-3.0	(9.4)	-10.1	(21.1)	28.0	(4.2)	-3.7	(7.5)	5.5	(8.1)	23.6	(2.4)	-1.8	(3.1)			OECD-Durchschnitt	5.8	(3.6)	-1.0	(1.0)	0.9	(1.9)	3.4	(2.8)	34.4	(0.5)	7.3	(1.1)	24.4	(1.8)	18.0	(0.3)	-0.4	(0.2)			Partnerländer																				Albanien	-8.6	(10.2)	2.4	(6.8)	-10.6	(10.7)	33.4	(30.6)	58.3	(4.1)	23.0	(11.6)	17.2	(16.5)	20.3	(3.8)	3.1	(1.6)			Argentinien	16.9	(12.9)	-16.1	(7.6)	-33.9	(14.2)	42.4	(15.5)	31.2	(3.2)	1.8	(5.2)	44.7	(17.2)	13.0	(2.1)	1.9	(1.0)			Aserbaidschan	-17.9	(12.0)	6.1	(6.1)	6.8	(12.4)	c	c	22.7	(2.4)	2.6	(5.1)	-2.0	(6.2)	11.4	(2.1)	1.6	(1.0)			Brasilien	7.6	(4.4)	3.1	(3.7)	-23.5	(7.2)	17.7	(13.9)	28.9	(2.0)	12.0	(9.1)	33.6	(12.5)	7.8	(2.0)	1.3	(0.7)			Bulgarien	-4.3	(3.7)	-30.7	(10.9)	6.5	(11.4)	c	c	47.5	(3.8)	29.1	(8.0)	29.1	(6.8)	13.4	(2.3)	1.1	(1.4)			Kolumbien	-11.9	(2.9)	-2.2	(2.9)	-23.0	(8.0)	15.9	(6.1)	10.5	(3.0)	19.3	(8.0)	58.3	(21.9)	13.2	(2.7)	1.4	(0.9)			Kroatien	-41.6	(12.3)	2.6	(8.5)	10.3	(10.7)	c	c	35.1	(3.4)	3.4	(2.5)	-5.5	(9.0)	10.6	(1.9)	-3.5	(1.2)			Dubai (VAE)	2.6	(3.6)	18.1	(4.1)	-23.3	(16.7)	0.7	(15.0)	29.4	(4.6)	-31.7	(3.5)	20.0	(3.1)	19.0	(1.9)	2.6	(1.1)			Hongkong (China)	-3.3	(4.8)	-4.7	(4.3)	24.9	(26.2)	-21.3	(9.1)	25.9	(2.9)	-8.7	(2.4)	25.1	(6.5)	2.3	(2.1)	-1.3	(0.9)			Indonesien	2.3	(3.4)	-1.6	(3.3)	-1.9	(12.3)	-4.8	(9.5)	29.1	(1.8)	18.6	(11.1)	-5.2	(2.7)	7.0	(2.9)	1.4	(0.8)			Jordanien	-29.4	(18.8)	-22.4	(12.3)	11.5	(9.5)	18.3	(9.6)	49.0	(8.7)	-5.7	(3.7)	24.8	(8.3)	20.3	(2.3)	1.4	(1.1)			Kasachstan	1.4	(7.0)	-2.7	(6.9)	-5.8	(8.2)	-43.8	(21.3)	41.6	(2.5)	-11.8	(4.9)	1.8	(4.7)	17.3	(2.5)	-2.1	(1.4)			Kirgisistan	-24.8	(5.9)	3.7	(3.6)	-6.2	(7.9)	102.5	(22.8)	50.6	(3.0)	-12.0	(5.6)	-3.0	(5.0)	19.8	(2.4)	2.5	(1.2)			Lettland	-4.3	(5.8)	2.4	(5.2)	15.5	(9.2)	c	c	47.4	(3.0)	1.0	(3.4)	4.6	(9.7)	19.6	(2.5)	-0.7	(1.6)			Litauen	-5.1	(5.7)	7.2	(3.1)	-6.2	(7.3)	c	c	54.8	(2.7)	-1.1	(4.8)	12.9	(8.0)	19.0	(1.7)	-0.2	(1.2)			Macau (China)	-7.3	(4.7)	6.3	(4.8)	-55.4	(19.9)	4.7	(14.1)	21.9	(2.1)	-10.2	(2.7)	52.3	(7.2)	7.1	(2.1)	0.0	(1.0)			Montenegro	26.1	(15.9)	-11.9	(6.7)	-6.8	(9.0)	c	c	42.0	(3.6)	-6.7	(2.8)	5.8	(11.2)	13.1	(1.5)	0.8	(1.4)			Panama	-3.1	(13.2)	-18.6	(9.7)	-9.5	(13.1)	38.2	(33.7)	19.0	(4.9)	3.5	(6.5)	12.3	(10.9)	7.2	(3.3)	1.7	(0.9)			Peru	13.4	(6.4)	-9.2	(3.9)	-4.0	(9.1)	1.8	(19.6)	12.0	(3.2)	21.2	(10.4)	27.2	(7.5)	11.9	(2.7)	1.2	(0.8)			Katar	-0.8	(5.3)	0.6	(6.9)	-2.3	(11.2)	52.8	(20.5)	36.7	(6.3)	-38.3	(2.8)	20.3	(3.2)	8.1	(1.5)	1.7	(0.9)			Rumänien	28.0	(38.9)	-4.7	(6.4)	-15.9	(13.7)	c	c	16.2	(3.9)	18.2	(9.8)	13.2	(7.8)	11.0	(2.2)	-0.1	(1.2)			Russ. Föderation	-2.3	(4.3)	-1.4	(3.5)	3.8	(5.8)	c	c	41.6	(2.6)	1.4	(2.8)	20.2	(5.8)	21.2	(2.0)	-1.8	(1.7)			Serbien	-0.3	(10.4)	-29.0	(26.6)	10.9	(20.4)	c	c	27.3	(2.8)	-5.6	(3.5)	4.6	(9.4)	7.7	(1.8)	1.1	(1.2)			Shanghai (China)	-0.1	(2.9)	-8.0	(2.8)	-10.3	(10.9)	11.8	(10.4)	33.5	(2.4)	22.0	(8.7)	32.8	(9.6)	5.1	(1.9)	0.6	(1.2)			Singapur	-3.4	(7.3)	3.7	(2.5)	27.7	(23.2																																																																																																																																																																																																																																																																																																																																																																																																																																																																																																																																												
Portugal	10.2	(6.1)	-7.9	(8.9)	-2.3	(7.7)	7.3	(9.8)	34.3	(2.6)	-1.3	(3.2)	14.5	(8.2)	18.0	(1.4)	-0.7	(0.7)			Slowak. Rep.	1.1	(2.9)	-1.7	(3.4)	0.6	(11.4)	-4.8	(10.2)	43.5	(2.9)	1.2	(5.4)	27.9	(7.4)	18.0	(1.9)	-3.5	(1.3)			Slowenien	-16.8	(11.7)	6.0	(7.0)	-2.9	(11.1)	45.8	(18.1)	31.8	(2.4)	8.2	(3.2)	6.3	(5.0)	3.3	(1.2)	1.2	(1.1)			Spanien	-0.7	(3.1)	1.7	(2.5)	7.4	(5.9)	5.6	(5.1)	29.7	(1.7)	24.5	(2.4)	10.0	(3.4)	19.8	(1.0)	-0.8	(0.6)			Schweden	2.8	(2.7)	0.8	(3.2)	6.8	(6.0)	1.5	(12.3)	46.6	(3.0)	7.4	(4.2)	29.4	(6.5)	32.2	(2.1)	-1.3	(1.0)			Schweiz	-13.3	(4.6)	13.1	(5.3)	-0.5	(6.4)	-17.4	(19.1)	31.9	(2.4)	11.6	(2.7)	19.9	(3.4)	18.2	(1.6)	-0.3	(1.4)			Türkei	-66.2	(65.3)	-10.2	(8.6)	24.3	(11.0)	c	c	31.4	(2.8)	-2.1	(7.7)	1.0	(11.3)	7.8	(2.2)	-0.1	(0.9)			Ver. Königreich	-1.8	(2.0)	1.1	(2.7)	0.7	(5.6)	-31.4	(12.7)	26.1	(3.1)	-6.8	(4.5)	17.8	(6.7)	26.0	(2.0)	0.6	(1.6)			Ver. Staaten	8.5	(6.2)	-5.0	(5.7)	-3.0	(9.4)	-10.1	(21.1)	28.0	(4.2)	-3.7	(7.5)	5.5	(8.1)	23.6	(2.4)	-1.8	(3.1)			OECD-Durchschnitt	5.8	(3.6)	-1.0	(1.0)	0.9	(1.9)	3.4	(2.8)	34.4	(0.5)	7.3	(1.1)	24.4	(1.8)	18.0	(0.3)	-0.4	(0.2)			Partnerländer																				Albanien	-8.6	(10.2)	2.4	(6.8)	-10.6	(10.7)	33.4	(30.6)	58.3	(4.1)	23.0	(11.6)	17.2	(16.5)	20.3	(3.8)	3.1	(1.6)			Argentinien	16.9	(12.9)	-16.1	(7.6)	-33.9	(14.2)	42.4	(15.5)	31.2	(3.2)	1.8	(5.2)	44.7	(17.2)	13.0	(2.1)	1.9	(1.0)			Aserbaidschan	-17.9	(12.0)	6.1	(6.1)	6.8	(12.4)	c	c	22.7	(2.4)	2.6	(5.1)	-2.0	(6.2)	11.4	(2.1)	1.6	(1.0)			Brasilien	7.6	(4.4)	3.1	(3.7)	-23.5	(7.2)	17.7	(13.9)	28.9	(2.0)	12.0	(9.1)	33.6	(12.5)	7.8	(2.0)	1.3	(0.7)			Bulgarien	-4.3	(3.7)	-30.7	(10.9)	6.5	(11.4)	c	c	47.5	(3.8)	29.1	(8.0)	29.1	(6.8)	13.4	(2.3)	1.1	(1.4)			Kolumbien	-11.9	(2.9)	-2.2	(2.9)	-23.0	(8.0)	15.9	(6.1)	10.5	(3.0)	19.3	(8.0)	58.3	(21.9)	13.2	(2.7)	1.4	(0.9)			Kroatien	-41.6	(12.3)	2.6	(8.5)	10.3	(10.7)	c	c	35.1	(3.4)	3.4	(2.5)	-5.5	(9.0)	10.6	(1.9)	-3.5	(1.2)			Dubai (VAE)	2.6	(3.6)	18.1	(4.1)	-23.3	(16.7)	0.7	(15.0)	29.4	(4.6)	-31.7	(3.5)	20.0	(3.1)	19.0	(1.9)	2.6	(1.1)			Hongkong (China)	-3.3	(4.8)	-4.7	(4.3)	24.9	(26.2)	-21.3	(9.1)	25.9	(2.9)	-8.7	(2.4)	25.1	(6.5)	2.3	(2.1)	-1.3	(0.9)			Indonesien	2.3	(3.4)	-1.6	(3.3)	-1.9	(12.3)	-4.8	(9.5)	29.1	(1.8)	18.6	(11.1)	-5.2	(2.7)	7.0	(2.9)	1.4	(0.8)			Jordanien	-29.4	(18.8)	-22.4	(12.3)	11.5	(9.5)	18.3	(9.6)	49.0	(8.7)	-5.7	(3.7)	24.8	(8.3)	20.3	(2.3)	1.4	(1.1)			Kasachstan	1.4	(7.0)	-2.7	(6.9)	-5.8	(8.2)	-43.8	(21.3)	41.6	(2.5)	-11.8	(4.9)	1.8	(4.7)	17.3	(2.5)	-2.1	(1.4)			Kirgisistan	-24.8	(5.9)	3.7	(3.6)	-6.2	(7.9)	102.5	(22.8)	50.6	(3.0)	-12.0	(5.6)	-3.0	(5.0)	19.8	(2.4)	2.5	(1.2)			Lettland	-4.3	(5.8)	2.4	(5.2)	15.5	(9.2)	c	c	47.4	(3.0)	1.0	(3.4)	4.6	(9.7)	19.6	(2.5)	-0.7	(1.6)			Litauen	-5.1	(5.7)	7.2	(3.1)	-6.2	(7.3)	c	c	54.8	(2.7)	-1.1	(4.8)	12.9	(8.0)	19.0	(1.7)	-0.2	(1.2)			Macau (China)	-7.3	(4.7)	6.3	(4.8)	-55.4	(19.9)	4.7	(14.1)	21.9	(2.1)	-10.2	(2.7)	52.3	(7.2)	7.1	(2.1)	0.0	(1.0)			Montenegro	26.1	(15.9)	-11.9	(6.7)	-6.8	(9.0)	c	c	42.0	(3.6)	-6.7	(2.8)	5.8	(11.2)	13.1	(1.5)	0.8	(1.4)			Panama	-3.1	(13.2)	-18.6	(9.7)	-9.5	(13.1)	38.2	(33.7)	19.0	(4.9)	3.5	(6.5)	12.3	(10.9)	7.2	(3.3)	1.7	(0.9)			Peru	13.4	(6.4)	-9.2	(3.9)	-4.0	(9.1)	1.8	(19.6)	12.0	(3.2)	21.2	(10.4)	27.2	(7.5)	11.9	(2.7)	1.2	(0.8)			Katar	-0.8	(5.3)	0.6	(6.9)	-2.3	(11.2)	52.8	(20.5)	36.7	(6.3)	-38.3	(2.8)	20.3	(3.2)	8.1	(1.5)	1.7	(0.9)			Rumänien	28.0	(38.9)	-4.7	(6.4)	-15.9	(13.7)	c	c	16.2	(3.9)	18.2	(9.8)	13.2	(7.8)	11.0	(2.2)	-0.1	(1.2)			Russ. Föderation	-2.3	(4.3)	-1.4	(3.5)	3.8	(5.8)	c	c	41.6	(2.6)	1.4	(2.8)	20.2	(5.8)	21.2	(2.0)	-1.8	(1.7)			Serbien	-0.3	(10.4)	-29.0	(26.6)	10.9	(20.4)	c	c	27.3	(2.8)	-5.6	(3.5)	4.6	(9.4)	7.7	(1.8)	1.1	(1.2)			Shanghai (China)	-0.1	(2.9)	-8.0	(2.8)	-10.3	(10.9)	11.8	(10.4)	33.5	(2.4)	22.0	(8.7)	32.8	(9.6)	5.1	(1.9)	0.6	(1.2)			Singapur	-3.4	(7.3)	3.7	(2.5)	27.7	(23.2																																																																																																																																																																																																																																																																																																																																																																																																																																																																																																																																																																	
Slowak. Rep.	1.1	(2.9)	-1.7	(3.4)	0.6	(11.4)	-4.8	(10.2)	43.5	(2.9)	1.2	(5.4)	27.9	(7.4)	18.0	(1.9)	-3.5	(1.3)			Slowenien	-16.8	(11.7)	6.0	(7.0)	-2.9	(11.1)	45.8	(18.1)	31.8	(2.4)	8.2	(3.2)	6.3	(5.0)	3.3	(1.2)	1.2	(1.1)			Spanien	-0.7	(3.1)	1.7	(2.5)	7.4	(5.9)	5.6	(5.1)	29.7	(1.7)	24.5	(2.4)	10.0	(3.4)	19.8	(1.0)	-0.8	(0.6)			Schweden	2.8	(2.7)	0.8	(3.2)	6.8	(6.0)	1.5	(12.3)	46.6	(3.0)	7.4	(4.2)	29.4	(6.5)	32.2	(2.1)	-1.3	(1.0)			Schweiz	-13.3	(4.6)	13.1	(5.3)	-0.5	(6.4)	-17.4	(19.1)	31.9	(2.4)	11.6	(2.7)	19.9	(3.4)	18.2	(1.6)	-0.3	(1.4)			Türkei	-66.2	(65.3)	-10.2	(8.6)	24.3	(11.0)	c	c	31.4	(2.8)	-2.1	(7.7)	1.0	(11.3)	7.8	(2.2)	-0.1	(0.9)			Ver. Königreich	-1.8	(2.0)	1.1	(2.7)	0.7	(5.6)	-31.4	(12.7)	26.1	(3.1)	-6.8	(4.5)	17.8	(6.7)	26.0	(2.0)	0.6	(1.6)			Ver. Staaten	8.5	(6.2)	-5.0	(5.7)	-3.0	(9.4)	-10.1	(21.1)	28.0	(4.2)	-3.7	(7.5)	5.5	(8.1)	23.6	(2.4)	-1.8	(3.1)			OECD-Durchschnitt	5.8	(3.6)	-1.0	(1.0)	0.9	(1.9)	3.4	(2.8)	34.4	(0.5)	7.3	(1.1)	24.4	(1.8)	18.0	(0.3)	-0.4	(0.2)			Partnerländer																				Albanien	-8.6	(10.2)	2.4	(6.8)	-10.6	(10.7)	33.4	(30.6)	58.3	(4.1)	23.0	(11.6)	17.2	(16.5)	20.3	(3.8)	3.1	(1.6)			Argentinien	16.9	(12.9)	-16.1	(7.6)	-33.9	(14.2)	42.4	(15.5)	31.2	(3.2)	1.8	(5.2)	44.7	(17.2)	13.0	(2.1)	1.9	(1.0)			Aserbaidschan	-17.9	(12.0)	6.1	(6.1)	6.8	(12.4)	c	c	22.7	(2.4)	2.6	(5.1)	-2.0	(6.2)	11.4	(2.1)	1.6	(1.0)			Brasilien	7.6	(4.4)	3.1	(3.7)	-23.5	(7.2)	17.7	(13.9)	28.9	(2.0)	12.0	(9.1)	33.6	(12.5)	7.8	(2.0)	1.3	(0.7)			Bulgarien	-4.3	(3.7)	-30.7	(10.9)	6.5	(11.4)	c	c	47.5	(3.8)	29.1	(8.0)	29.1	(6.8)	13.4	(2.3)	1.1	(1.4)			Kolumbien	-11.9	(2.9)	-2.2	(2.9)	-23.0	(8.0)	15.9	(6.1)	10.5	(3.0)	19.3	(8.0)	58.3	(21.9)	13.2	(2.7)	1.4	(0.9)			Kroatien	-41.6	(12.3)	2.6	(8.5)	10.3	(10.7)	c	c	35.1	(3.4)	3.4	(2.5)	-5.5	(9.0)	10.6	(1.9)	-3.5	(1.2)			Dubai (VAE)	2.6	(3.6)	18.1	(4.1)	-23.3	(16.7)	0.7	(15.0)	29.4	(4.6)	-31.7	(3.5)	20.0	(3.1)	19.0	(1.9)	2.6	(1.1)			Hongkong (China)	-3.3	(4.8)	-4.7	(4.3)	24.9	(26.2)	-21.3	(9.1)	25.9	(2.9)	-8.7	(2.4)	25.1	(6.5)	2.3	(2.1)	-1.3	(0.9)			Indonesien	2.3	(3.4)	-1.6	(3.3)	-1.9	(12.3)	-4.8	(9.5)	29.1	(1.8)	18.6	(11.1)	-5.2	(2.7)	7.0	(2.9)	1.4	(0.8)			Jordanien	-29.4	(18.8)	-22.4	(12.3)	11.5	(9.5)	18.3	(9.6)	49.0	(8.7)	-5.7	(3.7)	24.8	(8.3)	20.3	(2.3)	1.4	(1.1)			Kasachstan	1.4	(7.0)	-2.7	(6.9)	-5.8	(8.2)	-43.8	(21.3)	41.6	(2.5)	-11.8	(4.9)	1.8	(4.7)	17.3	(2.5)	-2.1	(1.4)			Kirgisistan	-24.8	(5.9)	3.7	(3.6)	-6.2	(7.9)	102.5	(22.8)	50.6	(3.0)	-12.0	(5.6)	-3.0	(5.0)	19.8	(2.4)	2.5	(1.2)			Lettland	-4.3	(5.8)	2.4	(5.2)	15.5	(9.2)	c	c	47.4	(3.0)	1.0	(3.4)	4.6	(9.7)	19.6	(2.5)	-0.7	(1.6)			Litauen	-5.1	(5.7)	7.2	(3.1)	-6.2	(7.3)	c	c	54.8	(2.7)	-1.1	(4.8)	12.9	(8.0)	19.0	(1.7)	-0.2	(1.2)			Macau (China)	-7.3	(4.7)	6.3	(4.8)	-55.4	(19.9)	4.7	(14.1)	21.9	(2.1)	-10.2	(2.7)	52.3	(7.2)	7.1	(2.1)	0.0	(1.0)			Montenegro	26.1	(15.9)	-11.9	(6.7)	-6.8	(9.0)	c	c	42.0	(3.6)	-6.7	(2.8)	5.8	(11.2)	13.1	(1.5)	0.8	(1.4)			Panama	-3.1	(13.2)	-18.6	(9.7)	-9.5	(13.1)	38.2	(33.7)	19.0	(4.9)	3.5	(6.5)	12.3	(10.9)	7.2	(3.3)	1.7	(0.9)			Peru	13.4	(6.4)	-9.2	(3.9)	-4.0	(9.1)	1.8	(19.6)	12.0	(3.2)	21.2	(10.4)	27.2	(7.5)	11.9	(2.7)	1.2	(0.8)			Katar	-0.8	(5.3)	0.6	(6.9)	-2.3	(11.2)	52.8	(20.5)	36.7	(6.3)	-38.3	(2.8)	20.3	(3.2)	8.1	(1.5)	1.7	(0.9)			Rumänien	28.0	(38.9)	-4.7	(6.4)	-15.9	(13.7)	c	c	16.2	(3.9)	18.2	(9.8)	13.2	(7.8)	11.0	(2.2)	-0.1	(1.2)			Russ. Föderation	-2.3	(4.3)	-1.4	(3.5)	3.8	(5.8)	c	c	41.6	(2.6)	1.4	(2.8)	20.2	(5.8)	21.2	(2.0)	-1.8	(1.7)			Serbien	-0.3	(10.4)	-29.0	(26.6)	10.9	(20.4)	c	c	27.3	(2.8)	-5.6	(3.5)	4.6	(9.4)	7.7	(1.8)	1.1	(1.2)			Shanghai (China)	-0.1	(2.9)	-8.0	(2.8)	-10.3	(10.9)	11.8	(10.4)	33.5	(2.4)	22.0	(8.7)	32.8	(9.6)	5.1	(1.9)	0.6	(1.2)			Singapur	-3.4	(7.3)	3.7	(2.5)	27.7	(23.2																																																																																																																																																																																																																																																																																																																																																																																																																																																																																																																																																																																						
Slowenien	-16.8	(11.7)	6.0	(7.0)	-2.9	(11.1)	45.8	(18.1)	31.8	(2.4)	8.2	(3.2)	6.3	(5.0)	3.3	(1.2)	1.2	(1.1)			Spanien	-0.7	(3.1)	1.7	(2.5)	7.4	(5.9)	5.6	(5.1)	29.7	(1.7)	24.5	(2.4)	10.0	(3.4)	19.8	(1.0)	-0.8	(0.6)			Schweden	2.8	(2.7)	0.8	(3.2)	6.8	(6.0)	1.5	(12.3)	46.6	(3.0)	7.4	(4.2)	29.4	(6.5)	32.2	(2.1)	-1.3	(1.0)			Schweiz	-13.3	(4.6)	13.1	(5.3)	-0.5	(6.4)	-17.4	(19.1)	31.9	(2.4)	11.6	(2.7)	19.9	(3.4)	18.2	(1.6)	-0.3	(1.4)			Türkei	-66.2	(65.3)	-10.2	(8.6)	24.3	(11.0)	c	c	31.4	(2.8)	-2.1	(7.7)	1.0	(11.3)	7.8	(2.2)	-0.1	(0.9)			Ver. Königreich	-1.8	(2.0)	1.1	(2.7)	0.7	(5.6)	-31.4	(12.7)	26.1	(3.1)	-6.8	(4.5)	17.8	(6.7)	26.0	(2.0)	0.6	(1.6)			Ver. Staaten	8.5	(6.2)	-5.0	(5.7)	-3.0	(9.4)	-10.1	(21.1)	28.0	(4.2)	-3.7	(7.5)	5.5	(8.1)	23.6	(2.4)	-1.8	(3.1)			OECD-Durchschnitt	5.8	(3.6)	-1.0	(1.0)	0.9	(1.9)	3.4	(2.8)	34.4	(0.5)	7.3	(1.1)	24.4	(1.8)	18.0	(0.3)	-0.4	(0.2)			Partnerländer																				Albanien	-8.6	(10.2)	2.4	(6.8)	-10.6	(10.7)	33.4	(30.6)	58.3	(4.1)	23.0	(11.6)	17.2	(16.5)	20.3	(3.8)	3.1	(1.6)			Argentinien	16.9	(12.9)	-16.1	(7.6)	-33.9	(14.2)	42.4	(15.5)	31.2	(3.2)	1.8	(5.2)	44.7	(17.2)	13.0	(2.1)	1.9	(1.0)			Aserbaidschan	-17.9	(12.0)	6.1	(6.1)	6.8	(12.4)	c	c	22.7	(2.4)	2.6	(5.1)	-2.0	(6.2)	11.4	(2.1)	1.6	(1.0)			Brasilien	7.6	(4.4)	3.1	(3.7)	-23.5	(7.2)	17.7	(13.9)	28.9	(2.0)	12.0	(9.1)	33.6	(12.5)	7.8	(2.0)	1.3	(0.7)			Bulgarien	-4.3	(3.7)	-30.7	(10.9)	6.5	(11.4)	c	c	47.5	(3.8)	29.1	(8.0)	29.1	(6.8)	13.4	(2.3)	1.1	(1.4)			Kolumbien	-11.9	(2.9)	-2.2	(2.9)	-23.0	(8.0)	15.9	(6.1)	10.5	(3.0)	19.3	(8.0)	58.3	(21.9)	13.2	(2.7)	1.4	(0.9)			Kroatien	-41.6	(12.3)	2.6	(8.5)	10.3	(10.7)	c	c	35.1	(3.4)	3.4	(2.5)	-5.5	(9.0)	10.6	(1.9)	-3.5	(1.2)			Dubai (VAE)	2.6	(3.6)	18.1	(4.1)	-23.3	(16.7)	0.7	(15.0)	29.4	(4.6)	-31.7	(3.5)	20.0	(3.1)	19.0	(1.9)	2.6	(1.1)			Hongkong (China)	-3.3	(4.8)	-4.7	(4.3)	24.9	(26.2)	-21.3	(9.1)	25.9	(2.9)	-8.7	(2.4)	25.1	(6.5)	2.3	(2.1)	-1.3	(0.9)			Indonesien	2.3	(3.4)	-1.6	(3.3)	-1.9	(12.3)	-4.8	(9.5)	29.1	(1.8)	18.6	(11.1)	-5.2	(2.7)	7.0	(2.9)	1.4	(0.8)			Jordanien	-29.4	(18.8)	-22.4	(12.3)	11.5	(9.5)	18.3	(9.6)	49.0	(8.7)	-5.7	(3.7)	24.8	(8.3)	20.3	(2.3)	1.4	(1.1)			Kasachstan	1.4	(7.0)	-2.7	(6.9)	-5.8	(8.2)	-43.8	(21.3)	41.6	(2.5)	-11.8	(4.9)	1.8	(4.7)	17.3	(2.5)	-2.1	(1.4)			Kirgisistan	-24.8	(5.9)	3.7	(3.6)	-6.2	(7.9)	102.5	(22.8)	50.6	(3.0)	-12.0	(5.6)	-3.0	(5.0)	19.8	(2.4)	2.5	(1.2)			Lettland	-4.3	(5.8)	2.4	(5.2)	15.5	(9.2)	c	c	47.4	(3.0)	1.0	(3.4)	4.6	(9.7)	19.6	(2.5)	-0.7	(1.6)			Litauen	-5.1	(5.7)	7.2	(3.1)	-6.2	(7.3)	c	c	54.8	(2.7)	-1.1	(4.8)	12.9	(8.0)	19.0	(1.7)	-0.2	(1.2)			Macau (China)	-7.3	(4.7)	6.3	(4.8)	-55.4	(19.9)	4.7	(14.1)	21.9	(2.1)	-10.2	(2.7)	52.3	(7.2)	7.1	(2.1)	0.0	(1.0)			Montenegro	26.1	(15.9)	-11.9	(6.7)	-6.8	(9.0)	c	c	42.0	(3.6)	-6.7	(2.8)	5.8	(11.2)	13.1	(1.5)	0.8	(1.4)			Panama	-3.1	(13.2)	-18.6	(9.7)	-9.5	(13.1)	38.2	(33.7)	19.0	(4.9)	3.5	(6.5)	12.3	(10.9)	7.2	(3.3)	1.7	(0.9)			Peru	13.4	(6.4)	-9.2	(3.9)	-4.0	(9.1)	1.8	(19.6)	12.0	(3.2)	21.2	(10.4)	27.2	(7.5)	11.9	(2.7)	1.2	(0.8)			Katar	-0.8	(5.3)	0.6	(6.9)	-2.3	(11.2)	52.8	(20.5)	36.7	(6.3)	-38.3	(2.8)	20.3	(3.2)	8.1	(1.5)	1.7	(0.9)			Rumänien	28.0	(38.9)	-4.7	(6.4)	-15.9	(13.7)	c	c	16.2	(3.9)	18.2	(9.8)	13.2	(7.8)	11.0	(2.2)	-0.1	(1.2)			Russ. Föderation	-2.3	(4.3)	-1.4	(3.5)	3.8	(5.8)	c	c	41.6	(2.6)	1.4	(2.8)	20.2	(5.8)	21.2	(2.0)	-1.8	(1.7)			Serbien	-0.3	(10.4)	-29.0	(26.6)	10.9	(20.4)	c	c	27.3	(2.8)	-5.6	(3.5)	4.6	(9.4)	7.7	(1.8)	1.1	(1.2)			Shanghai (China)	-0.1	(2.9)	-8.0	(2.8)	-10.3	(10.9)	11.8	(10.4)	33.5	(2.4)	22.0	(8.7)	32.8	(9.6)	5.1	(1.9)	0.6	(1.2)			Singapur	-3.4	(7.3)	3.7	(2.5)	27.7	(23.2																																																																																																																																																																																																																																																																																																																																																																																																																																																																																																																																																																																																											
Spanien	-0.7	(3.1)	1.7	(2.5)	7.4	(5.9)	5.6	(5.1)	29.7	(1.7)	24.5	(2.4)	10.0	(3.4)	19.8	(1.0)	-0.8	(0.6)			Schweden	2.8	(2.7)	0.8	(3.2)	6.8	(6.0)	1.5	(12.3)	46.6	(3.0)	7.4	(4.2)	29.4	(6.5)	32.2	(2.1)	-1.3	(1.0)			Schweiz	-13.3	(4.6)	13.1	(5.3)	-0.5	(6.4)	-17.4	(19.1)	31.9	(2.4)	11.6	(2.7)	19.9	(3.4)	18.2	(1.6)	-0.3	(1.4)			Türkei	-66.2	(65.3)	-10.2	(8.6)	24.3	(11.0)	c	c	31.4	(2.8)	-2.1	(7.7)	1.0	(11.3)	7.8	(2.2)	-0.1	(0.9)			Ver. Königreich	-1.8	(2.0)	1.1	(2.7)	0.7	(5.6)	-31.4	(12.7)	26.1	(3.1)	-6.8	(4.5)	17.8	(6.7)	26.0	(2.0)	0.6	(1.6)			Ver. Staaten	8.5	(6.2)	-5.0	(5.7)	-3.0	(9.4)	-10.1	(21.1)	28.0	(4.2)	-3.7	(7.5)	5.5	(8.1)	23.6	(2.4)	-1.8	(3.1)			OECD-Durchschnitt	5.8	(3.6)	-1.0	(1.0)	0.9	(1.9)	3.4	(2.8)	34.4	(0.5)	7.3	(1.1)	24.4	(1.8)	18.0	(0.3)	-0.4	(0.2)			Partnerländer																				Albanien	-8.6	(10.2)	2.4	(6.8)	-10.6	(10.7)	33.4	(30.6)	58.3	(4.1)	23.0	(11.6)	17.2	(16.5)	20.3	(3.8)	3.1	(1.6)			Argentinien	16.9	(12.9)	-16.1	(7.6)	-33.9	(14.2)	42.4	(15.5)	31.2	(3.2)	1.8	(5.2)	44.7	(17.2)	13.0	(2.1)	1.9	(1.0)			Aserbaidschan	-17.9	(12.0)	6.1	(6.1)	6.8	(12.4)	c	c	22.7	(2.4)	2.6	(5.1)	-2.0	(6.2)	11.4	(2.1)	1.6	(1.0)			Brasilien	7.6	(4.4)	3.1	(3.7)	-23.5	(7.2)	17.7	(13.9)	28.9	(2.0)	12.0	(9.1)	33.6	(12.5)	7.8	(2.0)	1.3	(0.7)			Bulgarien	-4.3	(3.7)	-30.7	(10.9)	6.5	(11.4)	c	c	47.5	(3.8)	29.1	(8.0)	29.1	(6.8)	13.4	(2.3)	1.1	(1.4)			Kolumbien	-11.9	(2.9)	-2.2	(2.9)	-23.0	(8.0)	15.9	(6.1)	10.5	(3.0)	19.3	(8.0)	58.3	(21.9)	13.2	(2.7)	1.4	(0.9)			Kroatien	-41.6	(12.3)	2.6	(8.5)	10.3	(10.7)	c	c	35.1	(3.4)	3.4	(2.5)	-5.5	(9.0)	10.6	(1.9)	-3.5	(1.2)			Dubai (VAE)	2.6	(3.6)	18.1	(4.1)	-23.3	(16.7)	0.7	(15.0)	29.4	(4.6)	-31.7	(3.5)	20.0	(3.1)	19.0	(1.9)	2.6	(1.1)			Hongkong (China)	-3.3	(4.8)	-4.7	(4.3)	24.9	(26.2)	-21.3	(9.1)	25.9	(2.9)	-8.7	(2.4)	25.1	(6.5)	2.3	(2.1)	-1.3	(0.9)			Indonesien	2.3	(3.4)	-1.6	(3.3)	-1.9	(12.3)	-4.8	(9.5)	29.1	(1.8)	18.6	(11.1)	-5.2	(2.7)	7.0	(2.9)	1.4	(0.8)			Jordanien	-29.4	(18.8)	-22.4	(12.3)	11.5	(9.5)	18.3	(9.6)	49.0	(8.7)	-5.7	(3.7)	24.8	(8.3)	20.3	(2.3)	1.4	(1.1)			Kasachstan	1.4	(7.0)	-2.7	(6.9)	-5.8	(8.2)	-43.8	(21.3)	41.6	(2.5)	-11.8	(4.9)	1.8	(4.7)	17.3	(2.5)	-2.1	(1.4)			Kirgisistan	-24.8	(5.9)	3.7	(3.6)	-6.2	(7.9)	102.5	(22.8)	50.6	(3.0)	-12.0	(5.6)	-3.0	(5.0)	19.8	(2.4)	2.5	(1.2)			Lettland	-4.3	(5.8)	2.4	(5.2)	15.5	(9.2)	c	c	47.4	(3.0)	1.0	(3.4)	4.6	(9.7)	19.6	(2.5)	-0.7	(1.6)			Litauen	-5.1	(5.7)	7.2	(3.1)	-6.2	(7.3)	c	c	54.8	(2.7)	-1.1	(4.8)	12.9	(8.0)	19.0	(1.7)	-0.2	(1.2)			Macau (China)	-7.3	(4.7)	6.3	(4.8)	-55.4	(19.9)	4.7	(14.1)	21.9	(2.1)	-10.2	(2.7)	52.3	(7.2)	7.1	(2.1)	0.0	(1.0)			Montenegro	26.1	(15.9)	-11.9	(6.7)	-6.8	(9.0)	c	c	42.0	(3.6)	-6.7	(2.8)	5.8	(11.2)	13.1	(1.5)	0.8	(1.4)			Panama	-3.1	(13.2)	-18.6	(9.7)	-9.5	(13.1)	38.2	(33.7)	19.0	(4.9)	3.5	(6.5)	12.3	(10.9)	7.2	(3.3)	1.7	(0.9)			Peru	13.4	(6.4)	-9.2	(3.9)	-4.0	(9.1)	1.8	(19.6)	12.0	(3.2)	21.2	(10.4)	27.2	(7.5)	11.9	(2.7)	1.2	(0.8)			Katar	-0.8	(5.3)	0.6	(6.9)	-2.3	(11.2)	52.8	(20.5)	36.7	(6.3)	-38.3	(2.8)	20.3	(3.2)	8.1	(1.5)	1.7	(0.9)			Rumänien	28.0	(38.9)	-4.7	(6.4)	-15.9	(13.7)	c	c	16.2	(3.9)	18.2	(9.8)	13.2	(7.8)	11.0	(2.2)	-0.1	(1.2)			Russ. Föderation	-2.3	(4.3)	-1.4	(3.5)	3.8	(5.8)	c	c	41.6	(2.6)	1.4	(2.8)	20.2	(5.8)	21.2	(2.0)	-1.8	(1.7)			Serbien	-0.3	(10.4)	-29.0	(26.6)	10.9	(20.4)	c	c	27.3	(2.8)	-5.6	(3.5)	4.6	(9.4)	7.7	(1.8)	1.1	(1.2)			Shanghai (China)	-0.1	(2.9)	-8.0	(2.8)	-10.3	(10.9)	11.8	(10.4)	33.5	(2.4)	22.0	(8.7)	32.8	(9.6)	5.1	(1.9)	0.6	(1.2)			Singapur	-3.4	(7.3)	3.7	(2.5)	27.7	(23.2																																																																																																																																																																																																																																																																																																																																																																																																																																																																																																																																																																																																																																
Schweden	2.8	(2.7)	0.8	(3.2)	6.8	(6.0)	1.5	(12.3)	46.6	(3.0)	7.4	(4.2)	29.4	(6.5)	32.2	(2.1)	-1.3	(1.0)			Schweiz	-13.3	(4.6)	13.1	(5.3)	-0.5	(6.4)	-17.4	(19.1)	31.9	(2.4)	11.6	(2.7)	19.9	(3.4)	18.2	(1.6)	-0.3	(1.4)			Türkei	-66.2	(65.3)	-10.2	(8.6)	24.3	(11.0)	c	c	31.4	(2.8)	-2.1	(7.7)	1.0	(11.3)	7.8	(2.2)	-0.1	(0.9)			Ver. Königreich	-1.8	(2.0)	1.1	(2.7)	0.7	(5.6)	-31.4	(12.7)	26.1	(3.1)	-6.8	(4.5)	17.8	(6.7)	26.0	(2.0)	0.6	(1.6)			Ver. Staaten	8.5	(6.2)	-5.0	(5.7)	-3.0	(9.4)	-10.1	(21.1)	28.0	(4.2)	-3.7	(7.5)	5.5	(8.1)	23.6	(2.4)	-1.8	(3.1)			OECD-Durchschnitt	5.8	(3.6)	-1.0	(1.0)	0.9	(1.9)	3.4	(2.8)	34.4	(0.5)	7.3	(1.1)	24.4	(1.8)	18.0	(0.3)	-0.4	(0.2)			Partnerländer																				Albanien	-8.6	(10.2)	2.4	(6.8)	-10.6	(10.7)	33.4	(30.6)	58.3	(4.1)	23.0	(11.6)	17.2	(16.5)	20.3	(3.8)	3.1	(1.6)			Argentinien	16.9	(12.9)	-16.1	(7.6)	-33.9	(14.2)	42.4	(15.5)	31.2	(3.2)	1.8	(5.2)	44.7	(17.2)	13.0	(2.1)	1.9	(1.0)			Aserbaidschan	-17.9	(12.0)	6.1	(6.1)	6.8	(12.4)	c	c	22.7	(2.4)	2.6	(5.1)	-2.0	(6.2)	11.4	(2.1)	1.6	(1.0)			Brasilien	7.6	(4.4)	3.1	(3.7)	-23.5	(7.2)	17.7	(13.9)	28.9	(2.0)	12.0	(9.1)	33.6	(12.5)	7.8	(2.0)	1.3	(0.7)			Bulgarien	-4.3	(3.7)	-30.7	(10.9)	6.5	(11.4)	c	c	47.5	(3.8)	29.1	(8.0)	29.1	(6.8)	13.4	(2.3)	1.1	(1.4)			Kolumbien	-11.9	(2.9)	-2.2	(2.9)	-23.0	(8.0)	15.9	(6.1)	10.5	(3.0)	19.3	(8.0)	58.3	(21.9)	13.2	(2.7)	1.4	(0.9)			Kroatien	-41.6	(12.3)	2.6	(8.5)	10.3	(10.7)	c	c	35.1	(3.4)	3.4	(2.5)	-5.5	(9.0)	10.6	(1.9)	-3.5	(1.2)			Dubai (VAE)	2.6	(3.6)	18.1	(4.1)	-23.3	(16.7)	0.7	(15.0)	29.4	(4.6)	-31.7	(3.5)	20.0	(3.1)	19.0	(1.9)	2.6	(1.1)			Hongkong (China)	-3.3	(4.8)	-4.7	(4.3)	24.9	(26.2)	-21.3	(9.1)	25.9	(2.9)	-8.7	(2.4)	25.1	(6.5)	2.3	(2.1)	-1.3	(0.9)			Indonesien	2.3	(3.4)	-1.6	(3.3)	-1.9	(12.3)	-4.8	(9.5)	29.1	(1.8)	18.6	(11.1)	-5.2	(2.7)	7.0	(2.9)	1.4	(0.8)			Jordanien	-29.4	(18.8)	-22.4	(12.3)	11.5	(9.5)	18.3	(9.6)	49.0	(8.7)	-5.7	(3.7)	24.8	(8.3)	20.3	(2.3)	1.4	(1.1)			Kasachstan	1.4	(7.0)	-2.7	(6.9)	-5.8	(8.2)	-43.8	(21.3)	41.6	(2.5)	-11.8	(4.9)	1.8	(4.7)	17.3	(2.5)	-2.1	(1.4)			Kirgisistan	-24.8	(5.9)	3.7	(3.6)	-6.2	(7.9)	102.5	(22.8)	50.6	(3.0)	-12.0	(5.6)	-3.0	(5.0)	19.8	(2.4)	2.5	(1.2)			Lettland	-4.3	(5.8)	2.4	(5.2)	15.5	(9.2)	c	c	47.4	(3.0)	1.0	(3.4)	4.6	(9.7)	19.6	(2.5)	-0.7	(1.6)			Litauen	-5.1	(5.7)	7.2	(3.1)	-6.2	(7.3)	c	c	54.8	(2.7)	-1.1	(4.8)	12.9	(8.0)	19.0	(1.7)	-0.2	(1.2)			Macau (China)	-7.3	(4.7)	6.3	(4.8)	-55.4	(19.9)	4.7	(14.1)	21.9	(2.1)	-10.2	(2.7)	52.3	(7.2)	7.1	(2.1)	0.0	(1.0)			Montenegro	26.1	(15.9)	-11.9	(6.7)	-6.8	(9.0)	c	c	42.0	(3.6)	-6.7	(2.8)	5.8	(11.2)	13.1	(1.5)	0.8	(1.4)			Panama	-3.1	(13.2)	-18.6	(9.7)	-9.5	(13.1)	38.2	(33.7)	19.0	(4.9)	3.5	(6.5)	12.3	(10.9)	7.2	(3.3)	1.7	(0.9)			Peru	13.4	(6.4)	-9.2	(3.9)	-4.0	(9.1)	1.8	(19.6)	12.0	(3.2)	21.2	(10.4)	27.2	(7.5)	11.9	(2.7)	1.2	(0.8)			Katar	-0.8	(5.3)	0.6	(6.9)	-2.3	(11.2)	52.8	(20.5)	36.7	(6.3)	-38.3	(2.8)	20.3	(3.2)	8.1	(1.5)	1.7	(0.9)			Rumänien	28.0	(38.9)	-4.7	(6.4)	-15.9	(13.7)	c	c	16.2	(3.9)	18.2	(9.8)	13.2	(7.8)	11.0	(2.2)	-0.1	(1.2)			Russ. Föderation	-2.3	(4.3)	-1.4	(3.5)	3.8	(5.8)	c	c	41.6	(2.6)	1.4	(2.8)	20.2	(5.8)	21.2	(2.0)	-1.8	(1.7)			Serbien	-0.3	(10.4)	-29.0	(26.6)	10.9	(20.4)	c	c	27.3	(2.8)	-5.6	(3.5)	4.6	(9.4)	7.7	(1.8)	1.1	(1.2)			Shanghai (China)	-0.1	(2.9)	-8.0	(2.8)	-10.3	(10.9)	11.8	(10.4)	33.5	(2.4)	22.0	(8.7)	32.8	(9.6)	5.1	(1.9)	0.6	(1.2)			Singapur	-3.4	(7.3)	3.7	(2.5)	27.7	(23.2																																																																																																																																																																																																																																																																																																																																																																																																																																																																																																																																																																																																																																																					
Schweiz	-13.3	(4.6)	13.1	(5.3)	-0.5	(6.4)	-17.4	(19.1)	31.9	(2.4)	11.6	(2.7)	19.9	(3.4)	18.2	(1.6)	-0.3	(1.4)			Türkei	-66.2	(65.3)	-10.2	(8.6)	24.3	(11.0)	c	c	31.4	(2.8)	-2.1	(7.7)	1.0	(11.3)	7.8	(2.2)	-0.1	(0.9)			Ver. Königreich	-1.8	(2.0)	1.1	(2.7)	0.7	(5.6)	-31.4	(12.7)	26.1	(3.1)	-6.8	(4.5)	17.8	(6.7)	26.0	(2.0)	0.6	(1.6)			Ver. Staaten	8.5	(6.2)	-5.0	(5.7)	-3.0	(9.4)	-10.1	(21.1)	28.0	(4.2)	-3.7	(7.5)	5.5	(8.1)	23.6	(2.4)	-1.8	(3.1)			OECD-Durchschnitt	5.8	(3.6)	-1.0	(1.0)	0.9	(1.9)	3.4	(2.8)	34.4	(0.5)	7.3	(1.1)	24.4	(1.8)	18.0	(0.3)	-0.4	(0.2)			Partnerländer																				Albanien	-8.6	(10.2)	2.4	(6.8)	-10.6	(10.7)	33.4	(30.6)	58.3	(4.1)	23.0	(11.6)	17.2	(16.5)	20.3	(3.8)	3.1	(1.6)			Argentinien	16.9	(12.9)	-16.1	(7.6)	-33.9	(14.2)	42.4	(15.5)	31.2	(3.2)	1.8	(5.2)	44.7	(17.2)	13.0	(2.1)	1.9	(1.0)			Aserbaidschan	-17.9	(12.0)	6.1	(6.1)	6.8	(12.4)	c	c	22.7	(2.4)	2.6	(5.1)	-2.0	(6.2)	11.4	(2.1)	1.6	(1.0)			Brasilien	7.6	(4.4)	3.1	(3.7)	-23.5	(7.2)	17.7	(13.9)	28.9	(2.0)	12.0	(9.1)	33.6	(12.5)	7.8	(2.0)	1.3	(0.7)			Bulgarien	-4.3	(3.7)	-30.7	(10.9)	6.5	(11.4)	c	c	47.5	(3.8)	29.1	(8.0)	29.1	(6.8)	13.4	(2.3)	1.1	(1.4)			Kolumbien	-11.9	(2.9)	-2.2	(2.9)	-23.0	(8.0)	15.9	(6.1)	10.5	(3.0)	19.3	(8.0)	58.3	(21.9)	13.2	(2.7)	1.4	(0.9)			Kroatien	-41.6	(12.3)	2.6	(8.5)	10.3	(10.7)	c	c	35.1	(3.4)	3.4	(2.5)	-5.5	(9.0)	10.6	(1.9)	-3.5	(1.2)			Dubai (VAE)	2.6	(3.6)	18.1	(4.1)	-23.3	(16.7)	0.7	(15.0)	29.4	(4.6)	-31.7	(3.5)	20.0	(3.1)	19.0	(1.9)	2.6	(1.1)			Hongkong (China)	-3.3	(4.8)	-4.7	(4.3)	24.9	(26.2)	-21.3	(9.1)	25.9	(2.9)	-8.7	(2.4)	25.1	(6.5)	2.3	(2.1)	-1.3	(0.9)			Indonesien	2.3	(3.4)	-1.6	(3.3)	-1.9	(12.3)	-4.8	(9.5)	29.1	(1.8)	18.6	(11.1)	-5.2	(2.7)	7.0	(2.9)	1.4	(0.8)			Jordanien	-29.4	(18.8)	-22.4	(12.3)	11.5	(9.5)	18.3	(9.6)	49.0	(8.7)	-5.7	(3.7)	24.8	(8.3)	20.3	(2.3)	1.4	(1.1)			Kasachstan	1.4	(7.0)	-2.7	(6.9)	-5.8	(8.2)	-43.8	(21.3)	41.6	(2.5)	-11.8	(4.9)	1.8	(4.7)	17.3	(2.5)	-2.1	(1.4)			Kirgisistan	-24.8	(5.9)	3.7	(3.6)	-6.2	(7.9)	102.5	(22.8)	50.6	(3.0)	-12.0	(5.6)	-3.0	(5.0)	19.8	(2.4)	2.5	(1.2)			Lettland	-4.3	(5.8)	2.4	(5.2)	15.5	(9.2)	c	c	47.4	(3.0)	1.0	(3.4)	4.6	(9.7)	19.6	(2.5)	-0.7	(1.6)			Litauen	-5.1	(5.7)	7.2	(3.1)	-6.2	(7.3)	c	c	54.8	(2.7)	-1.1	(4.8)	12.9	(8.0)	19.0	(1.7)	-0.2	(1.2)			Macau (China)	-7.3	(4.7)	6.3	(4.8)	-55.4	(19.9)	4.7	(14.1)	21.9	(2.1)	-10.2	(2.7)	52.3	(7.2)	7.1	(2.1)	0.0	(1.0)			Montenegro	26.1	(15.9)	-11.9	(6.7)	-6.8	(9.0)	c	c	42.0	(3.6)	-6.7	(2.8)	5.8	(11.2)	13.1	(1.5)	0.8	(1.4)			Panama	-3.1	(13.2)	-18.6	(9.7)	-9.5	(13.1)	38.2	(33.7)	19.0	(4.9)	3.5	(6.5)	12.3	(10.9)	7.2	(3.3)	1.7	(0.9)			Peru	13.4	(6.4)	-9.2	(3.9)	-4.0	(9.1)	1.8	(19.6)	12.0	(3.2)	21.2	(10.4)	27.2	(7.5)	11.9	(2.7)	1.2	(0.8)			Katar	-0.8	(5.3)	0.6	(6.9)	-2.3	(11.2)	52.8	(20.5)	36.7	(6.3)	-38.3	(2.8)	20.3	(3.2)	8.1	(1.5)	1.7	(0.9)			Rumänien	28.0	(38.9)	-4.7	(6.4)	-15.9	(13.7)	c	c	16.2	(3.9)	18.2	(9.8)	13.2	(7.8)	11.0	(2.2)	-0.1	(1.2)			Russ. Föderation	-2.3	(4.3)	-1.4	(3.5)	3.8	(5.8)	c	c	41.6	(2.6)	1.4	(2.8)	20.2	(5.8)	21.2	(2.0)	-1.8	(1.7)			Serbien	-0.3	(10.4)	-29.0	(26.6)	10.9	(20.4)	c	c	27.3	(2.8)	-5.6	(3.5)	4.6	(9.4)	7.7	(1.8)	1.1	(1.2)			Shanghai (China)	-0.1	(2.9)	-8.0	(2.8)	-10.3	(10.9)	11.8	(10.4)	33.5	(2.4)	22.0	(8.7)	32.8	(9.6)	5.1	(1.9)	0.6	(1.2)			Singapur	-3.4	(7.3)	3.7	(2.5)	27.7	(23.2																																																																																																																																																																																																																																																																																																																																																																																																																																																																																																																																																																																																																																																																										
Türkei	-66.2	(65.3)	-10.2	(8.6)	24.3	(11.0)	c	c	31.4	(2.8)	-2.1	(7.7)	1.0	(11.3)	7.8	(2.2)	-0.1	(0.9)			Ver. Königreich	-1.8	(2.0)	1.1	(2.7)	0.7	(5.6)	-31.4	(12.7)	26.1	(3.1)	-6.8	(4.5)	17.8	(6.7)	26.0	(2.0)	0.6	(1.6)			Ver. Staaten	8.5	(6.2)	-5.0	(5.7)	-3.0	(9.4)	-10.1	(21.1)	28.0	(4.2)	-3.7	(7.5)	5.5	(8.1)	23.6	(2.4)	-1.8	(3.1)			OECD-Durchschnitt	5.8	(3.6)	-1.0	(1.0)	0.9	(1.9)	3.4	(2.8)	34.4	(0.5)	7.3	(1.1)	24.4	(1.8)	18.0	(0.3)	-0.4	(0.2)			Partnerländer																				Albanien	-8.6	(10.2)	2.4	(6.8)	-10.6	(10.7)	33.4	(30.6)	58.3	(4.1)	23.0	(11.6)	17.2	(16.5)	20.3	(3.8)	3.1	(1.6)			Argentinien	16.9	(12.9)	-16.1	(7.6)	-33.9	(14.2)	42.4	(15.5)	31.2	(3.2)	1.8	(5.2)	44.7	(17.2)	13.0	(2.1)	1.9	(1.0)			Aserbaidschan	-17.9	(12.0)	6.1	(6.1)	6.8	(12.4)	c	c	22.7	(2.4)	2.6	(5.1)	-2.0	(6.2)	11.4	(2.1)	1.6	(1.0)			Brasilien	7.6	(4.4)	3.1	(3.7)	-23.5	(7.2)	17.7	(13.9)	28.9	(2.0)	12.0	(9.1)	33.6	(12.5)	7.8	(2.0)	1.3	(0.7)			Bulgarien	-4.3	(3.7)	-30.7	(10.9)	6.5	(11.4)	c	c	47.5	(3.8)	29.1	(8.0)	29.1	(6.8)	13.4	(2.3)	1.1	(1.4)			Kolumbien	-11.9	(2.9)	-2.2	(2.9)	-23.0	(8.0)	15.9	(6.1)	10.5	(3.0)	19.3	(8.0)	58.3	(21.9)	13.2	(2.7)	1.4	(0.9)			Kroatien	-41.6	(12.3)	2.6	(8.5)	10.3	(10.7)	c	c	35.1	(3.4)	3.4	(2.5)	-5.5	(9.0)	10.6	(1.9)	-3.5	(1.2)			Dubai (VAE)	2.6	(3.6)	18.1	(4.1)	-23.3	(16.7)	0.7	(15.0)	29.4	(4.6)	-31.7	(3.5)	20.0	(3.1)	19.0	(1.9)	2.6	(1.1)			Hongkong (China)	-3.3	(4.8)	-4.7	(4.3)	24.9	(26.2)	-21.3	(9.1)	25.9	(2.9)	-8.7	(2.4)	25.1	(6.5)	2.3	(2.1)	-1.3	(0.9)			Indonesien	2.3	(3.4)	-1.6	(3.3)	-1.9	(12.3)	-4.8	(9.5)	29.1	(1.8)	18.6	(11.1)	-5.2	(2.7)	7.0	(2.9)	1.4	(0.8)			Jordanien	-29.4	(18.8)	-22.4	(12.3)	11.5	(9.5)	18.3	(9.6)	49.0	(8.7)	-5.7	(3.7)	24.8	(8.3)	20.3	(2.3)	1.4	(1.1)			Kasachstan	1.4	(7.0)	-2.7	(6.9)	-5.8	(8.2)	-43.8	(21.3)	41.6	(2.5)	-11.8	(4.9)	1.8	(4.7)	17.3	(2.5)	-2.1	(1.4)			Kirgisistan	-24.8	(5.9)	3.7	(3.6)	-6.2	(7.9)	102.5	(22.8)	50.6	(3.0)	-12.0	(5.6)	-3.0	(5.0)	19.8	(2.4)	2.5	(1.2)			Lettland	-4.3	(5.8)	2.4	(5.2)	15.5	(9.2)	c	c	47.4	(3.0)	1.0	(3.4)	4.6	(9.7)	19.6	(2.5)	-0.7	(1.6)			Litauen	-5.1	(5.7)	7.2	(3.1)	-6.2	(7.3)	c	c	54.8	(2.7)	-1.1	(4.8)	12.9	(8.0)	19.0	(1.7)	-0.2	(1.2)			Macau (China)	-7.3	(4.7)	6.3	(4.8)	-55.4	(19.9)	4.7	(14.1)	21.9	(2.1)	-10.2	(2.7)	52.3	(7.2)	7.1	(2.1)	0.0	(1.0)			Montenegro	26.1	(15.9)	-11.9	(6.7)	-6.8	(9.0)	c	c	42.0	(3.6)	-6.7	(2.8)	5.8	(11.2)	13.1	(1.5)	0.8	(1.4)			Panama	-3.1	(13.2)	-18.6	(9.7)	-9.5	(13.1)	38.2	(33.7)	19.0	(4.9)	3.5	(6.5)	12.3	(10.9)	7.2	(3.3)	1.7	(0.9)			Peru	13.4	(6.4)	-9.2	(3.9)	-4.0	(9.1)	1.8	(19.6)	12.0	(3.2)	21.2	(10.4)	27.2	(7.5)	11.9	(2.7)	1.2	(0.8)			Katar	-0.8	(5.3)	0.6	(6.9)	-2.3	(11.2)	52.8	(20.5)	36.7	(6.3)	-38.3	(2.8)	20.3	(3.2)	8.1	(1.5)	1.7	(0.9)			Rumänien	28.0	(38.9)	-4.7	(6.4)	-15.9	(13.7)	c	c	16.2	(3.9)	18.2	(9.8)	13.2	(7.8)	11.0	(2.2)	-0.1	(1.2)			Russ. Föderation	-2.3	(4.3)	-1.4	(3.5)	3.8	(5.8)	c	c	41.6	(2.6)	1.4	(2.8)	20.2	(5.8)	21.2	(2.0)	-1.8	(1.7)			Serbien	-0.3	(10.4)	-29.0	(26.6)	10.9	(20.4)	c	c	27.3	(2.8)	-5.6	(3.5)	4.6	(9.4)	7.7	(1.8)	1.1	(1.2)			Shanghai (China)	-0.1	(2.9)	-8.0	(2.8)	-10.3	(10.9)	11.8	(10.4)	33.5	(2.4)	22.0	(8.7)	32.8	(9.6)	5.1	(1.9)	0.6	(1.2)			Singapur	-3.4	(7.3)	3.7	(2.5)	27.7	(23.2																																																																																																																																																																																																																																																																																																																																																																																																																																																																																																																																																																																																																																																																																															
Ver. Königreich	-1.8	(2.0)	1.1	(2.7)	0.7	(5.6)	-31.4	(12.7)	26.1	(3.1)	-6.8	(4.5)	17.8	(6.7)	26.0	(2.0)	0.6	(1.6)			Ver. Staaten	8.5	(6.2)	-5.0	(5.7)	-3.0	(9.4)	-10.1	(21.1)	28.0	(4.2)	-3.7	(7.5)	5.5	(8.1)	23.6	(2.4)	-1.8	(3.1)			OECD-Durchschnitt	5.8	(3.6)	-1.0	(1.0)	0.9	(1.9)	3.4	(2.8)	34.4	(0.5)	7.3	(1.1)	24.4	(1.8)	18.0	(0.3)	-0.4	(0.2)			Partnerländer																				Albanien	-8.6	(10.2)	2.4	(6.8)	-10.6	(10.7)	33.4	(30.6)	58.3	(4.1)	23.0	(11.6)	17.2	(16.5)	20.3	(3.8)	3.1	(1.6)			Argentinien	16.9	(12.9)	-16.1	(7.6)	-33.9	(14.2)	42.4	(15.5)	31.2	(3.2)	1.8	(5.2)	44.7	(17.2)	13.0	(2.1)	1.9	(1.0)			Aserbaidschan	-17.9	(12.0)	6.1	(6.1)	6.8	(12.4)	c	c	22.7	(2.4)	2.6	(5.1)	-2.0	(6.2)	11.4	(2.1)	1.6	(1.0)			Brasilien	7.6	(4.4)	3.1	(3.7)	-23.5	(7.2)	17.7	(13.9)	28.9	(2.0)	12.0	(9.1)	33.6	(12.5)	7.8	(2.0)	1.3	(0.7)			Bulgarien	-4.3	(3.7)	-30.7	(10.9)	6.5	(11.4)	c	c	47.5	(3.8)	29.1	(8.0)	29.1	(6.8)	13.4	(2.3)	1.1	(1.4)			Kolumbien	-11.9	(2.9)	-2.2	(2.9)	-23.0	(8.0)	15.9	(6.1)	10.5	(3.0)	19.3	(8.0)	58.3	(21.9)	13.2	(2.7)	1.4	(0.9)			Kroatien	-41.6	(12.3)	2.6	(8.5)	10.3	(10.7)	c	c	35.1	(3.4)	3.4	(2.5)	-5.5	(9.0)	10.6	(1.9)	-3.5	(1.2)			Dubai (VAE)	2.6	(3.6)	18.1	(4.1)	-23.3	(16.7)	0.7	(15.0)	29.4	(4.6)	-31.7	(3.5)	20.0	(3.1)	19.0	(1.9)	2.6	(1.1)			Hongkong (China)	-3.3	(4.8)	-4.7	(4.3)	24.9	(26.2)	-21.3	(9.1)	25.9	(2.9)	-8.7	(2.4)	25.1	(6.5)	2.3	(2.1)	-1.3	(0.9)			Indonesien	2.3	(3.4)	-1.6	(3.3)	-1.9	(12.3)	-4.8	(9.5)	29.1	(1.8)	18.6	(11.1)	-5.2	(2.7)	7.0	(2.9)	1.4	(0.8)			Jordanien	-29.4	(18.8)	-22.4	(12.3)	11.5	(9.5)	18.3	(9.6)	49.0	(8.7)	-5.7	(3.7)	24.8	(8.3)	20.3	(2.3)	1.4	(1.1)			Kasachstan	1.4	(7.0)	-2.7	(6.9)	-5.8	(8.2)	-43.8	(21.3)	41.6	(2.5)	-11.8	(4.9)	1.8	(4.7)	17.3	(2.5)	-2.1	(1.4)			Kirgisistan	-24.8	(5.9)	3.7	(3.6)	-6.2	(7.9)	102.5	(22.8)	50.6	(3.0)	-12.0	(5.6)	-3.0	(5.0)	19.8	(2.4)	2.5	(1.2)			Lettland	-4.3	(5.8)	2.4	(5.2)	15.5	(9.2)	c	c	47.4	(3.0)	1.0	(3.4)	4.6	(9.7)	19.6	(2.5)	-0.7	(1.6)			Litauen	-5.1	(5.7)	7.2	(3.1)	-6.2	(7.3)	c	c	54.8	(2.7)	-1.1	(4.8)	12.9	(8.0)	19.0	(1.7)	-0.2	(1.2)			Macau (China)	-7.3	(4.7)	6.3	(4.8)	-55.4	(19.9)	4.7	(14.1)	21.9	(2.1)	-10.2	(2.7)	52.3	(7.2)	7.1	(2.1)	0.0	(1.0)			Montenegro	26.1	(15.9)	-11.9	(6.7)	-6.8	(9.0)	c	c	42.0	(3.6)	-6.7	(2.8)	5.8	(11.2)	13.1	(1.5)	0.8	(1.4)			Panama	-3.1	(13.2)	-18.6	(9.7)	-9.5	(13.1)	38.2	(33.7)	19.0	(4.9)	3.5	(6.5)	12.3	(10.9)	7.2	(3.3)	1.7	(0.9)			Peru	13.4	(6.4)	-9.2	(3.9)	-4.0	(9.1)	1.8	(19.6)	12.0	(3.2)	21.2	(10.4)	27.2	(7.5)	11.9	(2.7)	1.2	(0.8)			Katar	-0.8	(5.3)	0.6	(6.9)	-2.3	(11.2)	52.8	(20.5)	36.7	(6.3)	-38.3	(2.8)	20.3	(3.2)	8.1	(1.5)	1.7	(0.9)			Rumänien	28.0	(38.9)	-4.7	(6.4)	-15.9	(13.7)	c	c	16.2	(3.9)	18.2	(9.8)	13.2	(7.8)	11.0	(2.2)	-0.1	(1.2)			Russ. Föderation	-2.3	(4.3)	-1.4	(3.5)	3.8	(5.8)	c	c	41.6	(2.6)	1.4	(2.8)	20.2	(5.8)	21.2	(2.0)	-1.8	(1.7)			Serbien	-0.3	(10.4)	-29.0	(26.6)	10.9	(20.4)	c	c	27.3	(2.8)	-5.6	(3.5)	4.6	(9.4)	7.7	(1.8)	1.1	(1.2)			Shanghai (China)	-0.1	(2.9)	-8.0	(2.8)	-10.3	(10.9)	11.8	(10.4)	33.5	(2.4)	22.0	(8.7)	32.8	(9.6)	5.1	(1.9)	0.6	(1.2)			Singapur	-3.4	(7.3)	3.7	(2.5)	27.7	(23.2																																																																																																																																																																																																																																																																																																																																																																																																																																																																																																																																																																																																																																																																																																																				
Ver. Staaten	8.5	(6.2)	-5.0	(5.7)	-3.0	(9.4)	-10.1	(21.1)	28.0	(4.2)	-3.7	(7.5)	5.5	(8.1)	23.6	(2.4)	-1.8	(3.1)			OECD-Durchschnitt	5.8	(3.6)	-1.0	(1.0)	0.9	(1.9)	3.4	(2.8)	34.4	(0.5)	7.3	(1.1)	24.4	(1.8)	18.0	(0.3)	-0.4	(0.2)			Partnerländer																				Albanien	-8.6	(10.2)	2.4	(6.8)	-10.6	(10.7)	33.4	(30.6)	58.3	(4.1)	23.0	(11.6)	17.2	(16.5)	20.3	(3.8)	3.1	(1.6)			Argentinien	16.9	(12.9)	-16.1	(7.6)	-33.9	(14.2)	42.4	(15.5)	31.2	(3.2)	1.8	(5.2)	44.7	(17.2)	13.0	(2.1)	1.9	(1.0)			Aserbaidschan	-17.9	(12.0)	6.1	(6.1)	6.8	(12.4)	c	c	22.7	(2.4)	2.6	(5.1)	-2.0	(6.2)	11.4	(2.1)	1.6	(1.0)			Brasilien	7.6	(4.4)	3.1	(3.7)	-23.5	(7.2)	17.7	(13.9)	28.9	(2.0)	12.0	(9.1)	33.6	(12.5)	7.8	(2.0)	1.3	(0.7)			Bulgarien	-4.3	(3.7)	-30.7	(10.9)	6.5	(11.4)	c	c	47.5	(3.8)	29.1	(8.0)	29.1	(6.8)	13.4	(2.3)	1.1	(1.4)			Kolumbien	-11.9	(2.9)	-2.2	(2.9)	-23.0	(8.0)	15.9	(6.1)	10.5	(3.0)	19.3	(8.0)	58.3	(21.9)	13.2	(2.7)	1.4	(0.9)			Kroatien	-41.6	(12.3)	2.6	(8.5)	10.3	(10.7)	c	c	35.1	(3.4)	3.4	(2.5)	-5.5	(9.0)	10.6	(1.9)	-3.5	(1.2)			Dubai (VAE)	2.6	(3.6)	18.1	(4.1)	-23.3	(16.7)	0.7	(15.0)	29.4	(4.6)	-31.7	(3.5)	20.0	(3.1)	19.0	(1.9)	2.6	(1.1)			Hongkong (China)	-3.3	(4.8)	-4.7	(4.3)	24.9	(26.2)	-21.3	(9.1)	25.9	(2.9)	-8.7	(2.4)	25.1	(6.5)	2.3	(2.1)	-1.3	(0.9)			Indonesien	2.3	(3.4)	-1.6	(3.3)	-1.9	(12.3)	-4.8	(9.5)	29.1	(1.8)	18.6	(11.1)	-5.2	(2.7)	7.0	(2.9)	1.4	(0.8)			Jordanien	-29.4	(18.8)	-22.4	(12.3)	11.5	(9.5)	18.3	(9.6)	49.0	(8.7)	-5.7	(3.7)	24.8	(8.3)	20.3	(2.3)	1.4	(1.1)			Kasachstan	1.4	(7.0)	-2.7	(6.9)	-5.8	(8.2)	-43.8	(21.3)	41.6	(2.5)	-11.8	(4.9)	1.8	(4.7)	17.3	(2.5)	-2.1	(1.4)			Kirgisistan	-24.8	(5.9)	3.7	(3.6)	-6.2	(7.9)	102.5	(22.8)	50.6	(3.0)	-12.0	(5.6)	-3.0	(5.0)	19.8	(2.4)	2.5	(1.2)			Lettland	-4.3	(5.8)	2.4	(5.2)	15.5	(9.2)	c	c	47.4	(3.0)	1.0	(3.4)	4.6	(9.7)	19.6	(2.5)	-0.7	(1.6)			Litauen	-5.1	(5.7)	7.2	(3.1)	-6.2	(7.3)	c	c	54.8	(2.7)	-1.1	(4.8)	12.9	(8.0)	19.0	(1.7)	-0.2	(1.2)			Macau (China)	-7.3	(4.7)	6.3	(4.8)	-55.4	(19.9)	4.7	(14.1)	21.9	(2.1)	-10.2	(2.7)	52.3	(7.2)	7.1	(2.1)	0.0	(1.0)			Montenegro	26.1	(15.9)	-11.9	(6.7)	-6.8	(9.0)	c	c	42.0	(3.6)	-6.7	(2.8)	5.8	(11.2)	13.1	(1.5)	0.8	(1.4)			Panama	-3.1	(13.2)	-18.6	(9.7)	-9.5	(13.1)	38.2	(33.7)	19.0	(4.9)	3.5	(6.5)	12.3	(10.9)	7.2	(3.3)	1.7	(0.9)			Peru	13.4	(6.4)	-9.2	(3.9)	-4.0	(9.1)	1.8	(19.6)	12.0	(3.2)	21.2	(10.4)	27.2	(7.5)	11.9	(2.7)	1.2	(0.8)			Katar	-0.8	(5.3)	0.6	(6.9)	-2.3	(11.2)	52.8	(20.5)	36.7	(6.3)	-38.3	(2.8)	20.3	(3.2)	8.1	(1.5)	1.7	(0.9)			Rumänien	28.0	(38.9)	-4.7	(6.4)	-15.9	(13.7)	c	c	16.2	(3.9)	18.2	(9.8)	13.2	(7.8)	11.0	(2.2)	-0.1	(1.2)			Russ. Föderation	-2.3	(4.3)	-1.4	(3.5)	3.8	(5.8)	c	c	41.6	(2.6)	1.4	(2.8)	20.2	(5.8)	21.2	(2.0)	-1.8	(1.7)			Serbien	-0.3	(10.4)	-29.0	(26.6)	10.9	(20.4)	c	c	27.3	(2.8)	-5.6	(3.5)	4.6	(9.4)	7.7	(1.8)	1.1	(1.2)			Shanghai (China)	-0.1	(2.9)	-8.0	(2.8)	-10.3	(10.9)	11.8	(10.4)	33.5	(2.4)	22.0	(8.7)	32.8	(9.6)	5.1	(1.9)	0.6	(1.2)			Singapur	-3.4	(7.3)	3.7	(2.5)	27.7	(23.2																																																																																																																																																																																																																																																																																																																																																																																																																																																																																																																																																																																																																																																																																																																																									
OECD-Durchschnitt	5.8	(3.6)	-1.0	(1.0)	0.9	(1.9)	3.4	(2.8)	34.4	(0.5)	7.3	(1.1)	24.4	(1.8)	18.0	(0.3)	-0.4	(0.2)			Partnerländer																				Albanien	-8.6	(10.2)	2.4	(6.8)	-10.6	(10.7)	33.4	(30.6)	58.3	(4.1)	23.0	(11.6)	17.2	(16.5)	20.3	(3.8)	3.1	(1.6)			Argentinien	16.9	(12.9)	-16.1	(7.6)	-33.9	(14.2)	42.4	(15.5)	31.2	(3.2)	1.8	(5.2)	44.7	(17.2)	13.0	(2.1)	1.9	(1.0)			Aserbaidschan	-17.9	(12.0)	6.1	(6.1)	6.8	(12.4)	c	c	22.7	(2.4)	2.6	(5.1)	-2.0	(6.2)	11.4	(2.1)	1.6	(1.0)			Brasilien	7.6	(4.4)	3.1	(3.7)	-23.5	(7.2)	17.7	(13.9)	28.9	(2.0)	12.0	(9.1)	33.6	(12.5)	7.8	(2.0)	1.3	(0.7)			Bulgarien	-4.3	(3.7)	-30.7	(10.9)	6.5	(11.4)	c	c	47.5	(3.8)	29.1	(8.0)	29.1	(6.8)	13.4	(2.3)	1.1	(1.4)			Kolumbien	-11.9	(2.9)	-2.2	(2.9)	-23.0	(8.0)	15.9	(6.1)	10.5	(3.0)	19.3	(8.0)	58.3	(21.9)	13.2	(2.7)	1.4	(0.9)			Kroatien	-41.6	(12.3)	2.6	(8.5)	10.3	(10.7)	c	c	35.1	(3.4)	3.4	(2.5)	-5.5	(9.0)	10.6	(1.9)	-3.5	(1.2)			Dubai (VAE)	2.6	(3.6)	18.1	(4.1)	-23.3	(16.7)	0.7	(15.0)	29.4	(4.6)	-31.7	(3.5)	20.0	(3.1)	19.0	(1.9)	2.6	(1.1)			Hongkong (China)	-3.3	(4.8)	-4.7	(4.3)	24.9	(26.2)	-21.3	(9.1)	25.9	(2.9)	-8.7	(2.4)	25.1	(6.5)	2.3	(2.1)	-1.3	(0.9)			Indonesien	2.3	(3.4)	-1.6	(3.3)	-1.9	(12.3)	-4.8	(9.5)	29.1	(1.8)	18.6	(11.1)	-5.2	(2.7)	7.0	(2.9)	1.4	(0.8)			Jordanien	-29.4	(18.8)	-22.4	(12.3)	11.5	(9.5)	18.3	(9.6)	49.0	(8.7)	-5.7	(3.7)	24.8	(8.3)	20.3	(2.3)	1.4	(1.1)			Kasachstan	1.4	(7.0)	-2.7	(6.9)	-5.8	(8.2)	-43.8	(21.3)	41.6	(2.5)	-11.8	(4.9)	1.8	(4.7)	17.3	(2.5)	-2.1	(1.4)			Kirgisistan	-24.8	(5.9)	3.7	(3.6)	-6.2	(7.9)	102.5	(22.8)	50.6	(3.0)	-12.0	(5.6)	-3.0	(5.0)	19.8	(2.4)	2.5	(1.2)			Lettland	-4.3	(5.8)	2.4	(5.2)	15.5	(9.2)	c	c	47.4	(3.0)	1.0	(3.4)	4.6	(9.7)	19.6	(2.5)	-0.7	(1.6)			Litauen	-5.1	(5.7)	7.2	(3.1)	-6.2	(7.3)	c	c	54.8	(2.7)	-1.1	(4.8)	12.9	(8.0)	19.0	(1.7)	-0.2	(1.2)			Macau (China)	-7.3	(4.7)	6.3	(4.8)	-55.4	(19.9)	4.7	(14.1)	21.9	(2.1)	-10.2	(2.7)	52.3	(7.2)	7.1	(2.1)	0.0	(1.0)			Montenegro	26.1	(15.9)	-11.9	(6.7)	-6.8	(9.0)	c	c	42.0	(3.6)	-6.7	(2.8)	5.8	(11.2)	13.1	(1.5)	0.8	(1.4)			Panama	-3.1	(13.2)	-18.6	(9.7)	-9.5	(13.1)	38.2	(33.7)	19.0	(4.9)	3.5	(6.5)	12.3	(10.9)	7.2	(3.3)	1.7	(0.9)			Peru	13.4	(6.4)	-9.2	(3.9)	-4.0	(9.1)	1.8	(19.6)	12.0	(3.2)	21.2	(10.4)	27.2	(7.5)	11.9	(2.7)	1.2	(0.8)			Katar	-0.8	(5.3)	0.6	(6.9)	-2.3	(11.2)	52.8	(20.5)	36.7	(6.3)	-38.3	(2.8)	20.3	(3.2)	8.1	(1.5)	1.7	(0.9)			Rumänien	28.0	(38.9)	-4.7	(6.4)	-15.9	(13.7)	c	c	16.2	(3.9)	18.2	(9.8)	13.2	(7.8)	11.0	(2.2)	-0.1	(1.2)			Russ. Föderation	-2.3	(4.3)	-1.4	(3.5)	3.8	(5.8)	c	c	41.6	(2.6)	1.4	(2.8)	20.2	(5.8)	21.2	(2.0)	-1.8	(1.7)			Serbien	-0.3	(10.4)	-29.0	(26.6)	10.9	(20.4)	c	c	27.3	(2.8)	-5.6	(3.5)	4.6	(9.4)	7.7	(1.8)	1.1	(1.2)			Shanghai (China)	-0.1	(2.9)	-8.0	(2.8)	-10.3	(10.9)	11.8	(10.4)	33.5	(2.4)	22.0	(8.7)	32.8	(9.6)	5.1	(1.9)	0.6	(1.2)			Singapur	-3.4	(7.3)	3.7	(2.5)	27.7	(23.2																																																																																																																																																																																																																																																																																																																																																																																																																																																																																																																																																																																																																																																																																																																																																														
Partnerländer																				Albanien	-8.6	(10.2)	2.4	(6.8)	-10.6	(10.7)	33.4	(30.6)	58.3	(4.1)	23.0	(11.6)	17.2	(16.5)	20.3	(3.8)	3.1	(1.6)			Argentinien	16.9	(12.9)	-16.1	(7.6)	-33.9	(14.2)	42.4	(15.5)	31.2	(3.2)	1.8	(5.2)	44.7	(17.2)	13.0	(2.1)	1.9	(1.0)			Aserbaidschan	-17.9	(12.0)	6.1	(6.1)	6.8	(12.4)	c	c	22.7	(2.4)	2.6	(5.1)	-2.0	(6.2)	11.4	(2.1)	1.6	(1.0)			Brasilien	7.6	(4.4)	3.1	(3.7)	-23.5	(7.2)	17.7	(13.9)	28.9	(2.0)	12.0	(9.1)	33.6	(12.5)	7.8	(2.0)	1.3	(0.7)			Bulgarien	-4.3	(3.7)	-30.7	(10.9)	6.5	(11.4)	c	c	47.5	(3.8)	29.1	(8.0)	29.1	(6.8)	13.4	(2.3)	1.1	(1.4)			Kolumbien	-11.9	(2.9)	-2.2	(2.9)	-23.0	(8.0)	15.9	(6.1)	10.5	(3.0)	19.3	(8.0)	58.3	(21.9)	13.2	(2.7)	1.4	(0.9)			Kroatien	-41.6	(12.3)	2.6	(8.5)	10.3	(10.7)	c	c	35.1	(3.4)	3.4	(2.5)	-5.5	(9.0)	10.6	(1.9)	-3.5	(1.2)			Dubai (VAE)	2.6	(3.6)	18.1	(4.1)	-23.3	(16.7)	0.7	(15.0)	29.4	(4.6)	-31.7	(3.5)	20.0	(3.1)	19.0	(1.9)	2.6	(1.1)			Hongkong (China)	-3.3	(4.8)	-4.7	(4.3)	24.9	(26.2)	-21.3	(9.1)	25.9	(2.9)	-8.7	(2.4)	25.1	(6.5)	2.3	(2.1)	-1.3	(0.9)			Indonesien	2.3	(3.4)	-1.6	(3.3)	-1.9	(12.3)	-4.8	(9.5)	29.1	(1.8)	18.6	(11.1)	-5.2	(2.7)	7.0	(2.9)	1.4	(0.8)			Jordanien	-29.4	(18.8)	-22.4	(12.3)	11.5	(9.5)	18.3	(9.6)	49.0	(8.7)	-5.7	(3.7)	24.8	(8.3)	20.3	(2.3)	1.4	(1.1)			Kasachstan	1.4	(7.0)	-2.7	(6.9)	-5.8	(8.2)	-43.8	(21.3)	41.6	(2.5)	-11.8	(4.9)	1.8	(4.7)	17.3	(2.5)	-2.1	(1.4)			Kirgisistan	-24.8	(5.9)	3.7	(3.6)	-6.2	(7.9)	102.5	(22.8)	50.6	(3.0)	-12.0	(5.6)	-3.0	(5.0)	19.8	(2.4)	2.5	(1.2)			Lettland	-4.3	(5.8)	2.4	(5.2)	15.5	(9.2)	c	c	47.4	(3.0)	1.0	(3.4)	4.6	(9.7)	19.6	(2.5)	-0.7	(1.6)			Litauen	-5.1	(5.7)	7.2	(3.1)	-6.2	(7.3)	c	c	54.8	(2.7)	-1.1	(4.8)	12.9	(8.0)	19.0	(1.7)	-0.2	(1.2)			Macau (China)	-7.3	(4.7)	6.3	(4.8)	-55.4	(19.9)	4.7	(14.1)	21.9	(2.1)	-10.2	(2.7)	52.3	(7.2)	7.1	(2.1)	0.0	(1.0)			Montenegro	26.1	(15.9)	-11.9	(6.7)	-6.8	(9.0)	c	c	42.0	(3.6)	-6.7	(2.8)	5.8	(11.2)	13.1	(1.5)	0.8	(1.4)			Panama	-3.1	(13.2)	-18.6	(9.7)	-9.5	(13.1)	38.2	(33.7)	19.0	(4.9)	3.5	(6.5)	12.3	(10.9)	7.2	(3.3)	1.7	(0.9)			Peru	13.4	(6.4)	-9.2	(3.9)	-4.0	(9.1)	1.8	(19.6)	12.0	(3.2)	21.2	(10.4)	27.2	(7.5)	11.9	(2.7)	1.2	(0.8)			Katar	-0.8	(5.3)	0.6	(6.9)	-2.3	(11.2)	52.8	(20.5)	36.7	(6.3)	-38.3	(2.8)	20.3	(3.2)	8.1	(1.5)	1.7	(0.9)			Rumänien	28.0	(38.9)	-4.7	(6.4)	-15.9	(13.7)	c	c	16.2	(3.9)	18.2	(9.8)	13.2	(7.8)	11.0	(2.2)	-0.1	(1.2)			Russ. Föderation	-2.3	(4.3)	-1.4	(3.5)	3.8	(5.8)	c	c	41.6	(2.6)	1.4	(2.8)	20.2	(5.8)	21.2	(2.0)	-1.8	(1.7)			Serbien	-0.3	(10.4)	-29.0	(26.6)	10.9	(20.4)	c	c	27.3	(2.8)	-5.6	(3.5)	4.6	(9.4)	7.7	(1.8)	1.1	(1.2)			Shanghai (China)	-0.1	(2.9)	-8.0	(2.8)	-10.3	(10.9)	11.8	(10.4)	33.5	(2.4)	22.0	(8.7)	32.8	(9.6)	5.1	(1.9)	0.6	(1.2)			Singapur	-3.4	(7.3)	3.7	(2.5)	27.7	(23.2																																																																																																																																																																																																																																																																																																																																																																																																																																																																																																																																																																																																																																																																																																																																																																																			
Albanien	-8.6	(10.2)	2.4	(6.8)	-10.6	(10.7)	33.4	(30.6)	58.3	(4.1)	23.0	(11.6)	17.2	(16.5)	20.3	(3.8)	3.1	(1.6)			Argentinien	16.9	(12.9)	-16.1	(7.6)	-33.9	(14.2)	42.4	(15.5)	31.2	(3.2)	1.8	(5.2)	44.7	(17.2)	13.0	(2.1)	1.9	(1.0)			Aserbaidschan	-17.9	(12.0)	6.1	(6.1)	6.8	(12.4)	c	c	22.7	(2.4)	2.6	(5.1)	-2.0	(6.2)	11.4	(2.1)	1.6	(1.0)			Brasilien	7.6	(4.4)	3.1	(3.7)	-23.5	(7.2)	17.7	(13.9)	28.9	(2.0)	12.0	(9.1)	33.6	(12.5)	7.8	(2.0)	1.3	(0.7)			Bulgarien	-4.3	(3.7)	-30.7	(10.9)	6.5	(11.4)	c	c	47.5	(3.8)	29.1	(8.0)	29.1	(6.8)	13.4	(2.3)	1.1	(1.4)			Kolumbien	-11.9	(2.9)	-2.2	(2.9)	-23.0	(8.0)	15.9	(6.1)	10.5	(3.0)	19.3	(8.0)	58.3	(21.9)	13.2	(2.7)	1.4	(0.9)			Kroatien	-41.6	(12.3)	2.6	(8.5)	10.3	(10.7)	c	c	35.1	(3.4)	3.4	(2.5)	-5.5	(9.0)	10.6	(1.9)	-3.5	(1.2)			Dubai (VAE)	2.6	(3.6)	18.1	(4.1)	-23.3	(16.7)	0.7	(15.0)	29.4	(4.6)	-31.7	(3.5)	20.0	(3.1)	19.0	(1.9)	2.6	(1.1)			Hongkong (China)	-3.3	(4.8)	-4.7	(4.3)	24.9	(26.2)	-21.3	(9.1)	25.9	(2.9)	-8.7	(2.4)	25.1	(6.5)	2.3	(2.1)	-1.3	(0.9)			Indonesien	2.3	(3.4)	-1.6	(3.3)	-1.9	(12.3)	-4.8	(9.5)	29.1	(1.8)	18.6	(11.1)	-5.2	(2.7)	7.0	(2.9)	1.4	(0.8)			Jordanien	-29.4	(18.8)	-22.4	(12.3)	11.5	(9.5)	18.3	(9.6)	49.0	(8.7)	-5.7	(3.7)	24.8	(8.3)	20.3	(2.3)	1.4	(1.1)			Kasachstan	1.4	(7.0)	-2.7	(6.9)	-5.8	(8.2)	-43.8	(21.3)	41.6	(2.5)	-11.8	(4.9)	1.8	(4.7)	17.3	(2.5)	-2.1	(1.4)			Kirgisistan	-24.8	(5.9)	3.7	(3.6)	-6.2	(7.9)	102.5	(22.8)	50.6	(3.0)	-12.0	(5.6)	-3.0	(5.0)	19.8	(2.4)	2.5	(1.2)			Lettland	-4.3	(5.8)	2.4	(5.2)	15.5	(9.2)	c	c	47.4	(3.0)	1.0	(3.4)	4.6	(9.7)	19.6	(2.5)	-0.7	(1.6)			Litauen	-5.1	(5.7)	7.2	(3.1)	-6.2	(7.3)	c	c	54.8	(2.7)	-1.1	(4.8)	12.9	(8.0)	19.0	(1.7)	-0.2	(1.2)			Macau (China)	-7.3	(4.7)	6.3	(4.8)	-55.4	(19.9)	4.7	(14.1)	21.9	(2.1)	-10.2	(2.7)	52.3	(7.2)	7.1	(2.1)	0.0	(1.0)			Montenegro	26.1	(15.9)	-11.9	(6.7)	-6.8	(9.0)	c	c	42.0	(3.6)	-6.7	(2.8)	5.8	(11.2)	13.1	(1.5)	0.8	(1.4)			Panama	-3.1	(13.2)	-18.6	(9.7)	-9.5	(13.1)	38.2	(33.7)	19.0	(4.9)	3.5	(6.5)	12.3	(10.9)	7.2	(3.3)	1.7	(0.9)			Peru	13.4	(6.4)	-9.2	(3.9)	-4.0	(9.1)	1.8	(19.6)	12.0	(3.2)	21.2	(10.4)	27.2	(7.5)	11.9	(2.7)	1.2	(0.8)			Katar	-0.8	(5.3)	0.6	(6.9)	-2.3	(11.2)	52.8	(20.5)	36.7	(6.3)	-38.3	(2.8)	20.3	(3.2)	8.1	(1.5)	1.7	(0.9)			Rumänien	28.0	(38.9)	-4.7	(6.4)	-15.9	(13.7)	c	c	16.2	(3.9)	18.2	(9.8)	13.2	(7.8)	11.0	(2.2)	-0.1	(1.2)			Russ. Föderation	-2.3	(4.3)	-1.4	(3.5)	3.8	(5.8)	c	c	41.6	(2.6)	1.4	(2.8)	20.2	(5.8)	21.2	(2.0)	-1.8	(1.7)			Serbien	-0.3	(10.4)	-29.0	(26.6)	10.9	(20.4)	c	c	27.3	(2.8)	-5.6	(3.5)	4.6	(9.4)	7.7	(1.8)	1.1	(1.2)			Shanghai (China)	-0.1	(2.9)	-8.0	(2.8)	-10.3	(10.9)	11.8	(10.4)	33.5	(2.4)	22.0	(8.7)	32.8	(9.6)	5.1	(1.9)	0.6	(1.2)			Singapur	-3.4	(7.3)	3.7	(2.5)	27.7	(23.2																																																																																																																																																																																																																																																																																																																																																																																																																																																																																																																																																																																																																																																																																																																																																																																																							
Argentinien	16.9	(12.9)	-16.1	(7.6)	-33.9	(14.2)	42.4	(15.5)	31.2	(3.2)	1.8	(5.2)	44.7	(17.2)	13.0	(2.1)	1.9	(1.0)			Aserbaidschan	-17.9	(12.0)	6.1	(6.1)	6.8	(12.4)	c	c	22.7	(2.4)	2.6	(5.1)	-2.0	(6.2)	11.4	(2.1)	1.6	(1.0)			Brasilien	7.6	(4.4)	3.1	(3.7)	-23.5	(7.2)	17.7	(13.9)	28.9	(2.0)	12.0	(9.1)	33.6	(12.5)	7.8	(2.0)	1.3	(0.7)			Bulgarien	-4.3	(3.7)	-30.7	(10.9)	6.5	(11.4)	c	c	47.5	(3.8)	29.1	(8.0)	29.1	(6.8)	13.4	(2.3)	1.1	(1.4)			Kolumbien	-11.9	(2.9)	-2.2	(2.9)	-23.0	(8.0)	15.9	(6.1)	10.5	(3.0)	19.3	(8.0)	58.3	(21.9)	13.2	(2.7)	1.4	(0.9)			Kroatien	-41.6	(12.3)	2.6	(8.5)	10.3	(10.7)	c	c	35.1	(3.4)	3.4	(2.5)	-5.5	(9.0)	10.6	(1.9)	-3.5	(1.2)			Dubai (VAE)	2.6	(3.6)	18.1	(4.1)	-23.3	(16.7)	0.7	(15.0)	29.4	(4.6)	-31.7	(3.5)	20.0	(3.1)	19.0	(1.9)	2.6	(1.1)			Hongkong (China)	-3.3	(4.8)	-4.7	(4.3)	24.9	(26.2)	-21.3	(9.1)	25.9	(2.9)	-8.7	(2.4)	25.1	(6.5)	2.3	(2.1)	-1.3	(0.9)			Indonesien	2.3	(3.4)	-1.6	(3.3)	-1.9	(12.3)	-4.8	(9.5)	29.1	(1.8)	18.6	(11.1)	-5.2	(2.7)	7.0	(2.9)	1.4	(0.8)			Jordanien	-29.4	(18.8)	-22.4	(12.3)	11.5	(9.5)	18.3	(9.6)	49.0	(8.7)	-5.7	(3.7)	24.8	(8.3)	20.3	(2.3)	1.4	(1.1)			Kasachstan	1.4	(7.0)	-2.7	(6.9)	-5.8	(8.2)	-43.8	(21.3)	41.6	(2.5)	-11.8	(4.9)	1.8	(4.7)	17.3	(2.5)	-2.1	(1.4)			Kirgisistan	-24.8	(5.9)	3.7	(3.6)	-6.2	(7.9)	102.5	(22.8)	50.6	(3.0)	-12.0	(5.6)	-3.0	(5.0)	19.8	(2.4)	2.5	(1.2)			Lettland	-4.3	(5.8)	2.4	(5.2)	15.5	(9.2)	c	c	47.4	(3.0)	1.0	(3.4)	4.6	(9.7)	19.6	(2.5)	-0.7	(1.6)			Litauen	-5.1	(5.7)	7.2	(3.1)	-6.2	(7.3)	c	c	54.8	(2.7)	-1.1	(4.8)	12.9	(8.0)	19.0	(1.7)	-0.2	(1.2)			Macau (China)	-7.3	(4.7)	6.3	(4.8)	-55.4	(19.9)	4.7	(14.1)	21.9	(2.1)	-10.2	(2.7)	52.3	(7.2)	7.1	(2.1)	0.0	(1.0)			Montenegro	26.1	(15.9)	-11.9	(6.7)	-6.8	(9.0)	c	c	42.0	(3.6)	-6.7	(2.8)	5.8	(11.2)	13.1	(1.5)	0.8	(1.4)			Panama	-3.1	(13.2)	-18.6	(9.7)	-9.5	(13.1)	38.2	(33.7)	19.0	(4.9)	3.5	(6.5)	12.3	(10.9)	7.2	(3.3)	1.7	(0.9)			Peru	13.4	(6.4)	-9.2	(3.9)	-4.0	(9.1)	1.8	(19.6)	12.0	(3.2)	21.2	(10.4)	27.2	(7.5)	11.9	(2.7)	1.2	(0.8)			Katar	-0.8	(5.3)	0.6	(6.9)	-2.3	(11.2)	52.8	(20.5)	36.7	(6.3)	-38.3	(2.8)	20.3	(3.2)	8.1	(1.5)	1.7	(0.9)			Rumänien	28.0	(38.9)	-4.7	(6.4)	-15.9	(13.7)	c	c	16.2	(3.9)	18.2	(9.8)	13.2	(7.8)	11.0	(2.2)	-0.1	(1.2)			Russ. Föderation	-2.3	(4.3)	-1.4	(3.5)	3.8	(5.8)	c	c	41.6	(2.6)	1.4	(2.8)	20.2	(5.8)	21.2	(2.0)	-1.8	(1.7)			Serbien	-0.3	(10.4)	-29.0	(26.6)	10.9	(20.4)	c	c	27.3	(2.8)	-5.6	(3.5)	4.6	(9.4)	7.7	(1.8)	1.1	(1.2)			Shanghai (China)	-0.1	(2.9)	-8.0	(2.8)	-10.3	(10.9)	11.8	(10.4)	33.5	(2.4)	22.0	(8.7)	32.8	(9.6)	5.1	(1.9)	0.6	(1.2)			Singapur	-3.4	(7.3)	3.7	(2.5)	27.7	(23.2																																																																																																																																																																																																																																																																																																																																																																																																																																																																																																																																																																																																																																																																																																																																																																																																																												
Aserbaidschan	-17.9	(12.0)	6.1	(6.1)	6.8	(12.4)	c	c	22.7	(2.4)	2.6	(5.1)	-2.0	(6.2)	11.4	(2.1)	1.6	(1.0)			Brasilien	7.6	(4.4)	3.1	(3.7)	-23.5	(7.2)	17.7	(13.9)	28.9	(2.0)	12.0	(9.1)	33.6	(12.5)	7.8	(2.0)	1.3	(0.7)			Bulgarien	-4.3	(3.7)	-30.7	(10.9)	6.5	(11.4)	c	c	47.5	(3.8)	29.1	(8.0)	29.1	(6.8)	13.4	(2.3)	1.1	(1.4)			Kolumbien	-11.9	(2.9)	-2.2	(2.9)	-23.0	(8.0)	15.9	(6.1)	10.5	(3.0)	19.3	(8.0)	58.3	(21.9)	13.2	(2.7)	1.4	(0.9)			Kroatien	-41.6	(12.3)	2.6	(8.5)	10.3	(10.7)	c	c	35.1	(3.4)	3.4	(2.5)	-5.5	(9.0)	10.6	(1.9)	-3.5	(1.2)			Dubai (VAE)	2.6	(3.6)	18.1	(4.1)	-23.3	(16.7)	0.7	(15.0)	29.4	(4.6)	-31.7	(3.5)	20.0	(3.1)	19.0	(1.9)	2.6	(1.1)			Hongkong (China)	-3.3	(4.8)	-4.7	(4.3)	24.9	(26.2)	-21.3	(9.1)	25.9	(2.9)	-8.7	(2.4)	25.1	(6.5)	2.3	(2.1)	-1.3	(0.9)			Indonesien	2.3	(3.4)	-1.6	(3.3)	-1.9	(12.3)	-4.8	(9.5)	29.1	(1.8)	18.6	(11.1)	-5.2	(2.7)	7.0	(2.9)	1.4	(0.8)			Jordanien	-29.4	(18.8)	-22.4	(12.3)	11.5	(9.5)	18.3	(9.6)	49.0	(8.7)	-5.7	(3.7)	24.8	(8.3)	20.3	(2.3)	1.4	(1.1)			Kasachstan	1.4	(7.0)	-2.7	(6.9)	-5.8	(8.2)	-43.8	(21.3)	41.6	(2.5)	-11.8	(4.9)	1.8	(4.7)	17.3	(2.5)	-2.1	(1.4)			Kirgisistan	-24.8	(5.9)	3.7	(3.6)	-6.2	(7.9)	102.5	(22.8)	50.6	(3.0)	-12.0	(5.6)	-3.0	(5.0)	19.8	(2.4)	2.5	(1.2)			Lettland	-4.3	(5.8)	2.4	(5.2)	15.5	(9.2)	c	c	47.4	(3.0)	1.0	(3.4)	4.6	(9.7)	19.6	(2.5)	-0.7	(1.6)			Litauen	-5.1	(5.7)	7.2	(3.1)	-6.2	(7.3)	c	c	54.8	(2.7)	-1.1	(4.8)	12.9	(8.0)	19.0	(1.7)	-0.2	(1.2)			Macau (China)	-7.3	(4.7)	6.3	(4.8)	-55.4	(19.9)	4.7	(14.1)	21.9	(2.1)	-10.2	(2.7)	52.3	(7.2)	7.1	(2.1)	0.0	(1.0)			Montenegro	26.1	(15.9)	-11.9	(6.7)	-6.8	(9.0)	c	c	42.0	(3.6)	-6.7	(2.8)	5.8	(11.2)	13.1	(1.5)	0.8	(1.4)			Panama	-3.1	(13.2)	-18.6	(9.7)	-9.5	(13.1)	38.2	(33.7)	19.0	(4.9)	3.5	(6.5)	12.3	(10.9)	7.2	(3.3)	1.7	(0.9)			Peru	13.4	(6.4)	-9.2	(3.9)	-4.0	(9.1)	1.8	(19.6)	12.0	(3.2)	21.2	(10.4)	27.2	(7.5)	11.9	(2.7)	1.2	(0.8)			Katar	-0.8	(5.3)	0.6	(6.9)	-2.3	(11.2)	52.8	(20.5)	36.7	(6.3)	-38.3	(2.8)	20.3	(3.2)	8.1	(1.5)	1.7	(0.9)			Rumänien	28.0	(38.9)	-4.7	(6.4)	-15.9	(13.7)	c	c	16.2	(3.9)	18.2	(9.8)	13.2	(7.8)	11.0	(2.2)	-0.1	(1.2)			Russ. Föderation	-2.3	(4.3)	-1.4	(3.5)	3.8	(5.8)	c	c	41.6	(2.6)	1.4	(2.8)	20.2	(5.8)	21.2	(2.0)	-1.8	(1.7)			Serbien	-0.3	(10.4)	-29.0	(26.6)	10.9	(20.4)	c	c	27.3	(2.8)	-5.6	(3.5)	4.6	(9.4)	7.7	(1.8)	1.1	(1.2)			Shanghai (China)	-0.1	(2.9)	-8.0	(2.8)	-10.3	(10.9)	11.8	(10.4)	33.5	(2.4)	22.0	(8.7)	32.8	(9.6)	5.1	(1.9)	0.6	(1.2)			Singapur	-3.4	(7.3)	3.7	(2.5)	27.7	(23.2																																																																																																																																																																																																																																																																																																																																																																																																																																																																																																																																																																																																																																																																																																																																																																																																																																																	
Brasilien	7.6	(4.4)	3.1	(3.7)	-23.5	(7.2)	17.7	(13.9)	28.9	(2.0)	12.0	(9.1)	33.6	(12.5)	7.8	(2.0)	1.3	(0.7)			Bulgarien	-4.3	(3.7)	-30.7	(10.9)	6.5	(11.4)	c	c	47.5	(3.8)	29.1	(8.0)	29.1	(6.8)	13.4	(2.3)	1.1	(1.4)			Kolumbien	-11.9	(2.9)	-2.2	(2.9)	-23.0	(8.0)	15.9	(6.1)	10.5	(3.0)	19.3	(8.0)	58.3	(21.9)	13.2	(2.7)	1.4	(0.9)			Kroatien	-41.6	(12.3)	2.6	(8.5)	10.3	(10.7)	c	c	35.1	(3.4)	3.4	(2.5)	-5.5	(9.0)	10.6	(1.9)	-3.5	(1.2)			Dubai (VAE)	2.6	(3.6)	18.1	(4.1)	-23.3	(16.7)	0.7	(15.0)	29.4	(4.6)	-31.7	(3.5)	20.0	(3.1)	19.0	(1.9)	2.6	(1.1)			Hongkong (China)	-3.3	(4.8)	-4.7	(4.3)	24.9	(26.2)	-21.3	(9.1)	25.9	(2.9)	-8.7	(2.4)	25.1	(6.5)	2.3	(2.1)	-1.3	(0.9)			Indonesien	2.3	(3.4)	-1.6	(3.3)	-1.9	(12.3)	-4.8	(9.5)	29.1	(1.8)	18.6	(11.1)	-5.2	(2.7)	7.0	(2.9)	1.4	(0.8)			Jordanien	-29.4	(18.8)	-22.4	(12.3)	11.5	(9.5)	18.3	(9.6)	49.0	(8.7)	-5.7	(3.7)	24.8	(8.3)	20.3	(2.3)	1.4	(1.1)			Kasachstan	1.4	(7.0)	-2.7	(6.9)	-5.8	(8.2)	-43.8	(21.3)	41.6	(2.5)	-11.8	(4.9)	1.8	(4.7)	17.3	(2.5)	-2.1	(1.4)			Kirgisistan	-24.8	(5.9)	3.7	(3.6)	-6.2	(7.9)	102.5	(22.8)	50.6	(3.0)	-12.0	(5.6)	-3.0	(5.0)	19.8	(2.4)	2.5	(1.2)			Lettland	-4.3	(5.8)	2.4	(5.2)	15.5	(9.2)	c	c	47.4	(3.0)	1.0	(3.4)	4.6	(9.7)	19.6	(2.5)	-0.7	(1.6)			Litauen	-5.1	(5.7)	7.2	(3.1)	-6.2	(7.3)	c	c	54.8	(2.7)	-1.1	(4.8)	12.9	(8.0)	19.0	(1.7)	-0.2	(1.2)			Macau (China)	-7.3	(4.7)	6.3	(4.8)	-55.4	(19.9)	4.7	(14.1)	21.9	(2.1)	-10.2	(2.7)	52.3	(7.2)	7.1	(2.1)	0.0	(1.0)			Montenegro	26.1	(15.9)	-11.9	(6.7)	-6.8	(9.0)	c	c	42.0	(3.6)	-6.7	(2.8)	5.8	(11.2)	13.1	(1.5)	0.8	(1.4)			Panama	-3.1	(13.2)	-18.6	(9.7)	-9.5	(13.1)	38.2	(33.7)	19.0	(4.9)	3.5	(6.5)	12.3	(10.9)	7.2	(3.3)	1.7	(0.9)			Peru	13.4	(6.4)	-9.2	(3.9)	-4.0	(9.1)	1.8	(19.6)	12.0	(3.2)	21.2	(10.4)	27.2	(7.5)	11.9	(2.7)	1.2	(0.8)			Katar	-0.8	(5.3)	0.6	(6.9)	-2.3	(11.2)	52.8	(20.5)	36.7	(6.3)	-38.3	(2.8)	20.3	(3.2)	8.1	(1.5)	1.7	(0.9)			Rumänien	28.0	(38.9)	-4.7	(6.4)	-15.9	(13.7)	c	c	16.2	(3.9)	18.2	(9.8)	13.2	(7.8)	11.0	(2.2)	-0.1	(1.2)			Russ. Föderation	-2.3	(4.3)	-1.4	(3.5)	3.8	(5.8)	c	c	41.6	(2.6)	1.4	(2.8)	20.2	(5.8)	21.2	(2.0)	-1.8	(1.7)			Serbien	-0.3	(10.4)	-29.0	(26.6)	10.9	(20.4)	c	c	27.3	(2.8)	-5.6	(3.5)	4.6	(9.4)	7.7	(1.8)	1.1	(1.2)			Shanghai (China)	-0.1	(2.9)	-8.0	(2.8)	-10.3	(10.9)	11.8	(10.4)	33.5	(2.4)	22.0	(8.7)	32.8	(9.6)	5.1	(1.9)	0.6	(1.2)			Singapur	-3.4	(7.3)	3.7	(2.5)	27.7	(23.2																																																																																																																																																																																																																																																																																																																																																																																																																																																																																																																																																																																																																																																																																																																																																																																																																																																																						
Bulgarien	-4.3	(3.7)	-30.7	(10.9)	6.5	(11.4)	c	c	47.5	(3.8)	29.1	(8.0)	29.1	(6.8)	13.4	(2.3)	1.1	(1.4)			Kolumbien	-11.9	(2.9)	-2.2	(2.9)	-23.0	(8.0)	15.9	(6.1)	10.5	(3.0)	19.3	(8.0)	58.3	(21.9)	13.2	(2.7)	1.4	(0.9)			Kroatien	-41.6	(12.3)	2.6	(8.5)	10.3	(10.7)	c	c	35.1	(3.4)	3.4	(2.5)	-5.5	(9.0)	10.6	(1.9)	-3.5	(1.2)			Dubai (VAE)	2.6	(3.6)	18.1	(4.1)	-23.3	(16.7)	0.7	(15.0)	29.4	(4.6)	-31.7	(3.5)	20.0	(3.1)	19.0	(1.9)	2.6	(1.1)			Hongkong (China)	-3.3	(4.8)	-4.7	(4.3)	24.9	(26.2)	-21.3	(9.1)	25.9	(2.9)	-8.7	(2.4)	25.1	(6.5)	2.3	(2.1)	-1.3	(0.9)			Indonesien	2.3	(3.4)	-1.6	(3.3)	-1.9	(12.3)	-4.8	(9.5)	29.1	(1.8)	18.6	(11.1)	-5.2	(2.7)	7.0	(2.9)	1.4	(0.8)			Jordanien	-29.4	(18.8)	-22.4	(12.3)	11.5	(9.5)	18.3	(9.6)	49.0	(8.7)	-5.7	(3.7)	24.8	(8.3)	20.3	(2.3)	1.4	(1.1)			Kasachstan	1.4	(7.0)	-2.7	(6.9)	-5.8	(8.2)	-43.8	(21.3)	41.6	(2.5)	-11.8	(4.9)	1.8	(4.7)	17.3	(2.5)	-2.1	(1.4)			Kirgisistan	-24.8	(5.9)	3.7	(3.6)	-6.2	(7.9)	102.5	(22.8)	50.6	(3.0)	-12.0	(5.6)	-3.0	(5.0)	19.8	(2.4)	2.5	(1.2)			Lettland	-4.3	(5.8)	2.4	(5.2)	15.5	(9.2)	c	c	47.4	(3.0)	1.0	(3.4)	4.6	(9.7)	19.6	(2.5)	-0.7	(1.6)			Litauen	-5.1	(5.7)	7.2	(3.1)	-6.2	(7.3)	c	c	54.8	(2.7)	-1.1	(4.8)	12.9	(8.0)	19.0	(1.7)	-0.2	(1.2)			Macau (China)	-7.3	(4.7)	6.3	(4.8)	-55.4	(19.9)	4.7	(14.1)	21.9	(2.1)	-10.2	(2.7)	52.3	(7.2)	7.1	(2.1)	0.0	(1.0)			Montenegro	26.1	(15.9)	-11.9	(6.7)	-6.8	(9.0)	c	c	42.0	(3.6)	-6.7	(2.8)	5.8	(11.2)	13.1	(1.5)	0.8	(1.4)			Panama	-3.1	(13.2)	-18.6	(9.7)	-9.5	(13.1)	38.2	(33.7)	19.0	(4.9)	3.5	(6.5)	12.3	(10.9)	7.2	(3.3)	1.7	(0.9)			Peru	13.4	(6.4)	-9.2	(3.9)	-4.0	(9.1)	1.8	(19.6)	12.0	(3.2)	21.2	(10.4)	27.2	(7.5)	11.9	(2.7)	1.2	(0.8)			Katar	-0.8	(5.3)	0.6	(6.9)	-2.3	(11.2)	52.8	(20.5)	36.7	(6.3)	-38.3	(2.8)	20.3	(3.2)	8.1	(1.5)	1.7	(0.9)			Rumänien	28.0	(38.9)	-4.7	(6.4)	-15.9	(13.7)	c	c	16.2	(3.9)	18.2	(9.8)	13.2	(7.8)	11.0	(2.2)	-0.1	(1.2)			Russ. Föderation	-2.3	(4.3)	-1.4	(3.5)	3.8	(5.8)	c	c	41.6	(2.6)	1.4	(2.8)	20.2	(5.8)	21.2	(2.0)	-1.8	(1.7)			Serbien	-0.3	(10.4)	-29.0	(26.6)	10.9	(20.4)	c	c	27.3	(2.8)	-5.6	(3.5)	4.6	(9.4)	7.7	(1.8)	1.1	(1.2)			Shanghai (China)	-0.1	(2.9)	-8.0	(2.8)	-10.3	(10.9)	11.8	(10.4)	33.5	(2.4)	22.0	(8.7)	32.8	(9.6)	5.1	(1.9)	0.6	(1.2)			Singapur	-3.4	(7.3)	3.7	(2.5)	27.7	(23.2																																																																																																																																																																																																																																																																																																																																																																																																																																																																																																																																																																																																																																																																																																																																																																																																																																																																																											
Kolumbien	-11.9	(2.9)	-2.2	(2.9)	-23.0	(8.0)	15.9	(6.1)	10.5	(3.0)	19.3	(8.0)	58.3	(21.9)	13.2	(2.7)	1.4	(0.9)			Kroatien	-41.6	(12.3)	2.6	(8.5)	10.3	(10.7)	c	c	35.1	(3.4)	3.4	(2.5)	-5.5	(9.0)	10.6	(1.9)	-3.5	(1.2)			Dubai (VAE)	2.6	(3.6)	18.1	(4.1)	-23.3	(16.7)	0.7	(15.0)	29.4	(4.6)	-31.7	(3.5)	20.0	(3.1)	19.0	(1.9)	2.6	(1.1)			Hongkong (China)	-3.3	(4.8)	-4.7	(4.3)	24.9	(26.2)	-21.3	(9.1)	25.9	(2.9)	-8.7	(2.4)	25.1	(6.5)	2.3	(2.1)	-1.3	(0.9)			Indonesien	2.3	(3.4)	-1.6	(3.3)	-1.9	(12.3)	-4.8	(9.5)	29.1	(1.8)	18.6	(11.1)	-5.2	(2.7)	7.0	(2.9)	1.4	(0.8)			Jordanien	-29.4	(18.8)	-22.4	(12.3)	11.5	(9.5)	18.3	(9.6)	49.0	(8.7)	-5.7	(3.7)	24.8	(8.3)	20.3	(2.3)	1.4	(1.1)			Kasachstan	1.4	(7.0)	-2.7	(6.9)	-5.8	(8.2)	-43.8	(21.3)	41.6	(2.5)	-11.8	(4.9)	1.8	(4.7)	17.3	(2.5)	-2.1	(1.4)			Kirgisistan	-24.8	(5.9)	3.7	(3.6)	-6.2	(7.9)	102.5	(22.8)	50.6	(3.0)	-12.0	(5.6)	-3.0	(5.0)	19.8	(2.4)	2.5	(1.2)			Lettland	-4.3	(5.8)	2.4	(5.2)	15.5	(9.2)	c	c	47.4	(3.0)	1.0	(3.4)	4.6	(9.7)	19.6	(2.5)	-0.7	(1.6)			Litauen	-5.1	(5.7)	7.2	(3.1)	-6.2	(7.3)	c	c	54.8	(2.7)	-1.1	(4.8)	12.9	(8.0)	19.0	(1.7)	-0.2	(1.2)			Macau (China)	-7.3	(4.7)	6.3	(4.8)	-55.4	(19.9)	4.7	(14.1)	21.9	(2.1)	-10.2	(2.7)	52.3	(7.2)	7.1	(2.1)	0.0	(1.0)			Montenegro	26.1	(15.9)	-11.9	(6.7)	-6.8	(9.0)	c	c	42.0	(3.6)	-6.7	(2.8)	5.8	(11.2)	13.1	(1.5)	0.8	(1.4)			Panama	-3.1	(13.2)	-18.6	(9.7)	-9.5	(13.1)	38.2	(33.7)	19.0	(4.9)	3.5	(6.5)	12.3	(10.9)	7.2	(3.3)	1.7	(0.9)			Peru	13.4	(6.4)	-9.2	(3.9)	-4.0	(9.1)	1.8	(19.6)	12.0	(3.2)	21.2	(10.4)	27.2	(7.5)	11.9	(2.7)	1.2	(0.8)			Katar	-0.8	(5.3)	0.6	(6.9)	-2.3	(11.2)	52.8	(20.5)	36.7	(6.3)	-38.3	(2.8)	20.3	(3.2)	8.1	(1.5)	1.7	(0.9)			Rumänien	28.0	(38.9)	-4.7	(6.4)	-15.9	(13.7)	c	c	16.2	(3.9)	18.2	(9.8)	13.2	(7.8)	11.0	(2.2)	-0.1	(1.2)			Russ. Föderation	-2.3	(4.3)	-1.4	(3.5)	3.8	(5.8)	c	c	41.6	(2.6)	1.4	(2.8)	20.2	(5.8)	21.2	(2.0)	-1.8	(1.7)			Serbien	-0.3	(10.4)	-29.0	(26.6)	10.9	(20.4)	c	c	27.3	(2.8)	-5.6	(3.5)	4.6	(9.4)	7.7	(1.8)	1.1	(1.2)			Shanghai (China)	-0.1	(2.9)	-8.0	(2.8)	-10.3	(10.9)	11.8	(10.4)	33.5	(2.4)	22.0	(8.7)	32.8	(9.6)	5.1	(1.9)	0.6	(1.2)			Singapur	-3.4	(7.3)	3.7	(2.5)	27.7	(23.2																																																																																																																																																																																																																																																																																																																																																																																																																																																																																																																																																																																																																																																																																																																																																																																																																																																																																																																
Kroatien	-41.6	(12.3)	2.6	(8.5)	10.3	(10.7)	c	c	35.1	(3.4)	3.4	(2.5)	-5.5	(9.0)	10.6	(1.9)	-3.5	(1.2)			Dubai (VAE)	2.6	(3.6)	18.1	(4.1)	-23.3	(16.7)	0.7	(15.0)	29.4	(4.6)	-31.7	(3.5)	20.0	(3.1)	19.0	(1.9)	2.6	(1.1)			Hongkong (China)	-3.3	(4.8)	-4.7	(4.3)	24.9	(26.2)	-21.3	(9.1)	25.9	(2.9)	-8.7	(2.4)	25.1	(6.5)	2.3	(2.1)	-1.3	(0.9)			Indonesien	2.3	(3.4)	-1.6	(3.3)	-1.9	(12.3)	-4.8	(9.5)	29.1	(1.8)	18.6	(11.1)	-5.2	(2.7)	7.0	(2.9)	1.4	(0.8)			Jordanien	-29.4	(18.8)	-22.4	(12.3)	11.5	(9.5)	18.3	(9.6)	49.0	(8.7)	-5.7	(3.7)	24.8	(8.3)	20.3	(2.3)	1.4	(1.1)			Kasachstan	1.4	(7.0)	-2.7	(6.9)	-5.8	(8.2)	-43.8	(21.3)	41.6	(2.5)	-11.8	(4.9)	1.8	(4.7)	17.3	(2.5)	-2.1	(1.4)			Kirgisistan	-24.8	(5.9)	3.7	(3.6)	-6.2	(7.9)	102.5	(22.8)	50.6	(3.0)	-12.0	(5.6)	-3.0	(5.0)	19.8	(2.4)	2.5	(1.2)			Lettland	-4.3	(5.8)	2.4	(5.2)	15.5	(9.2)	c	c	47.4	(3.0)	1.0	(3.4)	4.6	(9.7)	19.6	(2.5)	-0.7	(1.6)			Litauen	-5.1	(5.7)	7.2	(3.1)	-6.2	(7.3)	c	c	54.8	(2.7)	-1.1	(4.8)	12.9	(8.0)	19.0	(1.7)	-0.2	(1.2)			Macau (China)	-7.3	(4.7)	6.3	(4.8)	-55.4	(19.9)	4.7	(14.1)	21.9	(2.1)	-10.2	(2.7)	52.3	(7.2)	7.1	(2.1)	0.0	(1.0)			Montenegro	26.1	(15.9)	-11.9	(6.7)	-6.8	(9.0)	c	c	42.0	(3.6)	-6.7	(2.8)	5.8	(11.2)	13.1	(1.5)	0.8	(1.4)			Panama	-3.1	(13.2)	-18.6	(9.7)	-9.5	(13.1)	38.2	(33.7)	19.0	(4.9)	3.5	(6.5)	12.3	(10.9)	7.2	(3.3)	1.7	(0.9)			Peru	13.4	(6.4)	-9.2	(3.9)	-4.0	(9.1)	1.8	(19.6)	12.0	(3.2)	21.2	(10.4)	27.2	(7.5)	11.9	(2.7)	1.2	(0.8)			Katar	-0.8	(5.3)	0.6	(6.9)	-2.3	(11.2)	52.8	(20.5)	36.7	(6.3)	-38.3	(2.8)	20.3	(3.2)	8.1	(1.5)	1.7	(0.9)			Rumänien	28.0	(38.9)	-4.7	(6.4)	-15.9	(13.7)	c	c	16.2	(3.9)	18.2	(9.8)	13.2	(7.8)	11.0	(2.2)	-0.1	(1.2)			Russ. Föderation	-2.3	(4.3)	-1.4	(3.5)	3.8	(5.8)	c	c	41.6	(2.6)	1.4	(2.8)	20.2	(5.8)	21.2	(2.0)	-1.8	(1.7)			Serbien	-0.3	(10.4)	-29.0	(26.6)	10.9	(20.4)	c	c	27.3	(2.8)	-5.6	(3.5)	4.6	(9.4)	7.7	(1.8)	1.1	(1.2)			Shanghai (China)	-0.1	(2.9)	-8.0	(2.8)	-10.3	(10.9)	11.8	(10.4)	33.5	(2.4)	22.0	(8.7)	32.8	(9.6)	5.1	(1.9)	0.6	(1.2)			Singapur	-3.4	(7.3)	3.7	(2.5)	27.7	(23.2																																																																																																																																																																																																																																																																																																																																																																																																																																																																																																																																																																																																																																																																																																																																																																																																																																																																																																																																					
Dubai (VAE)	2.6	(3.6)	18.1	(4.1)	-23.3	(16.7)	0.7	(15.0)	29.4	(4.6)	-31.7	(3.5)	20.0	(3.1)	19.0	(1.9)	2.6	(1.1)			Hongkong (China)	-3.3	(4.8)	-4.7	(4.3)	24.9	(26.2)	-21.3	(9.1)	25.9	(2.9)	-8.7	(2.4)	25.1	(6.5)	2.3	(2.1)	-1.3	(0.9)			Indonesien	2.3	(3.4)	-1.6	(3.3)	-1.9	(12.3)	-4.8	(9.5)	29.1	(1.8)	18.6	(11.1)	-5.2	(2.7)	7.0	(2.9)	1.4	(0.8)			Jordanien	-29.4	(18.8)	-22.4	(12.3)	11.5	(9.5)	18.3	(9.6)	49.0	(8.7)	-5.7	(3.7)	24.8	(8.3)	20.3	(2.3)	1.4	(1.1)			Kasachstan	1.4	(7.0)	-2.7	(6.9)	-5.8	(8.2)	-43.8	(21.3)	41.6	(2.5)	-11.8	(4.9)	1.8	(4.7)	17.3	(2.5)	-2.1	(1.4)			Kirgisistan	-24.8	(5.9)	3.7	(3.6)	-6.2	(7.9)	102.5	(22.8)	50.6	(3.0)	-12.0	(5.6)	-3.0	(5.0)	19.8	(2.4)	2.5	(1.2)			Lettland	-4.3	(5.8)	2.4	(5.2)	15.5	(9.2)	c	c	47.4	(3.0)	1.0	(3.4)	4.6	(9.7)	19.6	(2.5)	-0.7	(1.6)			Litauen	-5.1	(5.7)	7.2	(3.1)	-6.2	(7.3)	c	c	54.8	(2.7)	-1.1	(4.8)	12.9	(8.0)	19.0	(1.7)	-0.2	(1.2)			Macau (China)	-7.3	(4.7)	6.3	(4.8)	-55.4	(19.9)	4.7	(14.1)	21.9	(2.1)	-10.2	(2.7)	52.3	(7.2)	7.1	(2.1)	0.0	(1.0)			Montenegro	26.1	(15.9)	-11.9	(6.7)	-6.8	(9.0)	c	c	42.0	(3.6)	-6.7	(2.8)	5.8	(11.2)	13.1	(1.5)	0.8	(1.4)			Panama	-3.1	(13.2)	-18.6	(9.7)	-9.5	(13.1)	38.2	(33.7)	19.0	(4.9)	3.5	(6.5)	12.3	(10.9)	7.2	(3.3)	1.7	(0.9)			Peru	13.4	(6.4)	-9.2	(3.9)	-4.0	(9.1)	1.8	(19.6)	12.0	(3.2)	21.2	(10.4)	27.2	(7.5)	11.9	(2.7)	1.2	(0.8)			Katar	-0.8	(5.3)	0.6	(6.9)	-2.3	(11.2)	52.8	(20.5)	36.7	(6.3)	-38.3	(2.8)	20.3	(3.2)	8.1	(1.5)	1.7	(0.9)			Rumänien	28.0	(38.9)	-4.7	(6.4)	-15.9	(13.7)	c	c	16.2	(3.9)	18.2	(9.8)	13.2	(7.8)	11.0	(2.2)	-0.1	(1.2)			Russ. Föderation	-2.3	(4.3)	-1.4	(3.5)	3.8	(5.8)	c	c	41.6	(2.6)	1.4	(2.8)	20.2	(5.8)	21.2	(2.0)	-1.8	(1.7)			Serbien	-0.3	(10.4)	-29.0	(26.6)	10.9	(20.4)	c	c	27.3	(2.8)	-5.6	(3.5)	4.6	(9.4)	7.7	(1.8)	1.1	(1.2)			Shanghai (China)	-0.1	(2.9)	-8.0	(2.8)	-10.3	(10.9)	11.8	(10.4)	33.5	(2.4)	22.0	(8.7)	32.8	(9.6)	5.1	(1.9)	0.6	(1.2)			Singapur	-3.4	(7.3)	3.7	(2.5)	27.7	(23.2																																																																																																																																																																																																																																																																																																																																																																																																																																																																																																																																																																																																																																																																																																																																																																																																																																																																																																																																																										
Hongkong (China)	-3.3	(4.8)	-4.7	(4.3)	24.9	(26.2)	-21.3	(9.1)	25.9	(2.9)	-8.7	(2.4)	25.1	(6.5)	2.3	(2.1)	-1.3	(0.9)			Indonesien	2.3	(3.4)	-1.6	(3.3)	-1.9	(12.3)	-4.8	(9.5)	29.1	(1.8)	18.6	(11.1)	-5.2	(2.7)	7.0	(2.9)	1.4	(0.8)			Jordanien	-29.4	(18.8)	-22.4	(12.3)	11.5	(9.5)	18.3	(9.6)	49.0	(8.7)	-5.7	(3.7)	24.8	(8.3)	20.3	(2.3)	1.4	(1.1)			Kasachstan	1.4	(7.0)	-2.7	(6.9)	-5.8	(8.2)	-43.8	(21.3)	41.6	(2.5)	-11.8	(4.9)	1.8	(4.7)	17.3	(2.5)	-2.1	(1.4)			Kirgisistan	-24.8	(5.9)	3.7	(3.6)	-6.2	(7.9)	102.5	(22.8)	50.6	(3.0)	-12.0	(5.6)	-3.0	(5.0)	19.8	(2.4)	2.5	(1.2)			Lettland	-4.3	(5.8)	2.4	(5.2)	15.5	(9.2)	c	c	47.4	(3.0)	1.0	(3.4)	4.6	(9.7)	19.6	(2.5)	-0.7	(1.6)			Litauen	-5.1	(5.7)	7.2	(3.1)	-6.2	(7.3)	c	c	54.8	(2.7)	-1.1	(4.8)	12.9	(8.0)	19.0	(1.7)	-0.2	(1.2)			Macau (China)	-7.3	(4.7)	6.3	(4.8)	-55.4	(19.9)	4.7	(14.1)	21.9	(2.1)	-10.2	(2.7)	52.3	(7.2)	7.1	(2.1)	0.0	(1.0)			Montenegro	26.1	(15.9)	-11.9	(6.7)	-6.8	(9.0)	c	c	42.0	(3.6)	-6.7	(2.8)	5.8	(11.2)	13.1	(1.5)	0.8	(1.4)			Panama	-3.1	(13.2)	-18.6	(9.7)	-9.5	(13.1)	38.2	(33.7)	19.0	(4.9)	3.5	(6.5)	12.3	(10.9)	7.2	(3.3)	1.7	(0.9)			Peru	13.4	(6.4)	-9.2	(3.9)	-4.0	(9.1)	1.8	(19.6)	12.0	(3.2)	21.2	(10.4)	27.2	(7.5)	11.9	(2.7)	1.2	(0.8)			Katar	-0.8	(5.3)	0.6	(6.9)	-2.3	(11.2)	52.8	(20.5)	36.7	(6.3)	-38.3	(2.8)	20.3	(3.2)	8.1	(1.5)	1.7	(0.9)			Rumänien	28.0	(38.9)	-4.7	(6.4)	-15.9	(13.7)	c	c	16.2	(3.9)	18.2	(9.8)	13.2	(7.8)	11.0	(2.2)	-0.1	(1.2)			Russ. Föderation	-2.3	(4.3)	-1.4	(3.5)	3.8	(5.8)	c	c	41.6	(2.6)	1.4	(2.8)	20.2	(5.8)	21.2	(2.0)	-1.8	(1.7)			Serbien	-0.3	(10.4)	-29.0	(26.6)	10.9	(20.4)	c	c	27.3	(2.8)	-5.6	(3.5)	4.6	(9.4)	7.7	(1.8)	1.1	(1.2)			Shanghai (China)	-0.1	(2.9)	-8.0	(2.8)	-10.3	(10.9)	11.8	(10.4)	33.5	(2.4)	22.0	(8.7)	32.8	(9.6)	5.1	(1.9)	0.6	(1.2)			Singapur	-3.4	(7.3)	3.7	(2.5)	27.7	(23.2																																																																																																																																																																																																																																																																																																																																																																																																																																																																																																																																																																																																																																																																																																																																																																																																																																																																																																																																																																															
Indonesien	2.3	(3.4)	-1.6	(3.3)	-1.9	(12.3)	-4.8	(9.5)	29.1	(1.8)	18.6	(11.1)	-5.2	(2.7)	7.0	(2.9)	1.4	(0.8)			Jordanien	-29.4	(18.8)	-22.4	(12.3)	11.5	(9.5)	18.3	(9.6)	49.0	(8.7)	-5.7	(3.7)	24.8	(8.3)	20.3	(2.3)	1.4	(1.1)			Kasachstan	1.4	(7.0)	-2.7	(6.9)	-5.8	(8.2)	-43.8	(21.3)	41.6	(2.5)	-11.8	(4.9)	1.8	(4.7)	17.3	(2.5)	-2.1	(1.4)			Kirgisistan	-24.8	(5.9)	3.7	(3.6)	-6.2	(7.9)	102.5	(22.8)	50.6	(3.0)	-12.0	(5.6)	-3.0	(5.0)	19.8	(2.4)	2.5	(1.2)			Lettland	-4.3	(5.8)	2.4	(5.2)	15.5	(9.2)	c	c	47.4	(3.0)	1.0	(3.4)	4.6	(9.7)	19.6	(2.5)	-0.7	(1.6)			Litauen	-5.1	(5.7)	7.2	(3.1)	-6.2	(7.3)	c	c	54.8	(2.7)	-1.1	(4.8)	12.9	(8.0)	19.0	(1.7)	-0.2	(1.2)			Macau (China)	-7.3	(4.7)	6.3	(4.8)	-55.4	(19.9)	4.7	(14.1)	21.9	(2.1)	-10.2	(2.7)	52.3	(7.2)	7.1	(2.1)	0.0	(1.0)			Montenegro	26.1	(15.9)	-11.9	(6.7)	-6.8	(9.0)	c	c	42.0	(3.6)	-6.7	(2.8)	5.8	(11.2)	13.1	(1.5)	0.8	(1.4)			Panama	-3.1	(13.2)	-18.6	(9.7)	-9.5	(13.1)	38.2	(33.7)	19.0	(4.9)	3.5	(6.5)	12.3	(10.9)	7.2	(3.3)	1.7	(0.9)			Peru	13.4	(6.4)	-9.2	(3.9)	-4.0	(9.1)	1.8	(19.6)	12.0	(3.2)	21.2	(10.4)	27.2	(7.5)	11.9	(2.7)	1.2	(0.8)			Katar	-0.8	(5.3)	0.6	(6.9)	-2.3	(11.2)	52.8	(20.5)	36.7	(6.3)	-38.3	(2.8)	20.3	(3.2)	8.1	(1.5)	1.7	(0.9)			Rumänien	28.0	(38.9)	-4.7	(6.4)	-15.9	(13.7)	c	c	16.2	(3.9)	18.2	(9.8)	13.2	(7.8)	11.0	(2.2)	-0.1	(1.2)			Russ. Föderation	-2.3	(4.3)	-1.4	(3.5)	3.8	(5.8)	c	c	41.6	(2.6)	1.4	(2.8)	20.2	(5.8)	21.2	(2.0)	-1.8	(1.7)			Serbien	-0.3	(10.4)	-29.0	(26.6)	10.9	(20.4)	c	c	27.3	(2.8)	-5.6	(3.5)	4.6	(9.4)	7.7	(1.8)	1.1	(1.2)			Shanghai (China)	-0.1	(2.9)	-8.0	(2.8)	-10.3	(10.9)	11.8	(10.4)	33.5	(2.4)	22.0	(8.7)	32.8	(9.6)	5.1	(1.9)	0.6	(1.2)			Singapur	-3.4	(7.3)	3.7	(2.5)	27.7	(23.2																																																																																																																																																																																																																																																																																																																																																																																																																																																																																																																																																																																																																																																																																																																																																																																																																																																																																																																																																																																																				
Jordanien	-29.4	(18.8)	-22.4	(12.3)	11.5	(9.5)	18.3	(9.6)	49.0	(8.7)	-5.7	(3.7)	24.8	(8.3)	20.3	(2.3)	1.4	(1.1)			Kasachstan	1.4	(7.0)	-2.7	(6.9)	-5.8	(8.2)	-43.8	(21.3)	41.6	(2.5)	-11.8	(4.9)	1.8	(4.7)	17.3	(2.5)	-2.1	(1.4)			Kirgisistan	-24.8	(5.9)	3.7	(3.6)	-6.2	(7.9)	102.5	(22.8)	50.6	(3.0)	-12.0	(5.6)	-3.0	(5.0)	19.8	(2.4)	2.5	(1.2)			Lettland	-4.3	(5.8)	2.4	(5.2)	15.5	(9.2)	c	c	47.4	(3.0)	1.0	(3.4)	4.6	(9.7)	19.6	(2.5)	-0.7	(1.6)			Litauen	-5.1	(5.7)	7.2	(3.1)	-6.2	(7.3)	c	c	54.8	(2.7)	-1.1	(4.8)	12.9	(8.0)	19.0	(1.7)	-0.2	(1.2)			Macau (China)	-7.3	(4.7)	6.3	(4.8)	-55.4	(19.9)	4.7	(14.1)	21.9	(2.1)	-10.2	(2.7)	52.3	(7.2)	7.1	(2.1)	0.0	(1.0)			Montenegro	26.1	(15.9)	-11.9	(6.7)	-6.8	(9.0)	c	c	42.0	(3.6)	-6.7	(2.8)	5.8	(11.2)	13.1	(1.5)	0.8	(1.4)			Panama	-3.1	(13.2)	-18.6	(9.7)	-9.5	(13.1)	38.2	(33.7)	19.0	(4.9)	3.5	(6.5)	12.3	(10.9)	7.2	(3.3)	1.7	(0.9)			Peru	13.4	(6.4)	-9.2	(3.9)	-4.0	(9.1)	1.8	(19.6)	12.0	(3.2)	21.2	(10.4)	27.2	(7.5)	11.9	(2.7)	1.2	(0.8)			Katar	-0.8	(5.3)	0.6	(6.9)	-2.3	(11.2)	52.8	(20.5)	36.7	(6.3)	-38.3	(2.8)	20.3	(3.2)	8.1	(1.5)	1.7	(0.9)			Rumänien	28.0	(38.9)	-4.7	(6.4)	-15.9	(13.7)	c	c	16.2	(3.9)	18.2	(9.8)	13.2	(7.8)	11.0	(2.2)	-0.1	(1.2)			Russ. Föderation	-2.3	(4.3)	-1.4	(3.5)	3.8	(5.8)	c	c	41.6	(2.6)	1.4	(2.8)	20.2	(5.8)	21.2	(2.0)	-1.8	(1.7)			Serbien	-0.3	(10.4)	-29.0	(26.6)	10.9	(20.4)	c	c	27.3	(2.8)	-5.6	(3.5)	4.6	(9.4)	7.7	(1.8)	1.1	(1.2)			Shanghai (China)	-0.1	(2.9)	-8.0	(2.8)	-10.3	(10.9)	11.8	(10.4)	33.5	(2.4)	22.0	(8.7)	32.8	(9.6)	5.1	(1.9)	0.6	(1.2)			Singapur	-3.4	(7.3)	3.7	(2.5)	27.7	(23.2																																																																																																																																																																																																																																																																																																																																																																																																																																																																																																																																																																																																																																																																																																																																																																																																																																																																																																																																																																																																																									
Kasachstan	1.4	(7.0)	-2.7	(6.9)	-5.8	(8.2)	-43.8	(21.3)	41.6	(2.5)	-11.8	(4.9)	1.8	(4.7)	17.3	(2.5)	-2.1	(1.4)			Kirgisistan	-24.8	(5.9)	3.7	(3.6)	-6.2	(7.9)	102.5	(22.8)	50.6	(3.0)	-12.0	(5.6)	-3.0	(5.0)	19.8	(2.4)	2.5	(1.2)			Lettland	-4.3	(5.8)	2.4	(5.2)	15.5	(9.2)	c	c	47.4	(3.0)	1.0	(3.4)	4.6	(9.7)	19.6	(2.5)	-0.7	(1.6)			Litauen	-5.1	(5.7)	7.2	(3.1)	-6.2	(7.3)	c	c	54.8	(2.7)	-1.1	(4.8)	12.9	(8.0)	19.0	(1.7)	-0.2	(1.2)			Macau (China)	-7.3	(4.7)	6.3	(4.8)	-55.4	(19.9)	4.7	(14.1)	21.9	(2.1)	-10.2	(2.7)	52.3	(7.2)	7.1	(2.1)	0.0	(1.0)			Montenegro	26.1	(15.9)	-11.9	(6.7)	-6.8	(9.0)	c	c	42.0	(3.6)	-6.7	(2.8)	5.8	(11.2)	13.1	(1.5)	0.8	(1.4)			Panama	-3.1	(13.2)	-18.6	(9.7)	-9.5	(13.1)	38.2	(33.7)	19.0	(4.9)	3.5	(6.5)	12.3	(10.9)	7.2	(3.3)	1.7	(0.9)			Peru	13.4	(6.4)	-9.2	(3.9)	-4.0	(9.1)	1.8	(19.6)	12.0	(3.2)	21.2	(10.4)	27.2	(7.5)	11.9	(2.7)	1.2	(0.8)			Katar	-0.8	(5.3)	0.6	(6.9)	-2.3	(11.2)	52.8	(20.5)	36.7	(6.3)	-38.3	(2.8)	20.3	(3.2)	8.1	(1.5)	1.7	(0.9)			Rumänien	28.0	(38.9)	-4.7	(6.4)	-15.9	(13.7)	c	c	16.2	(3.9)	18.2	(9.8)	13.2	(7.8)	11.0	(2.2)	-0.1	(1.2)			Russ. Föderation	-2.3	(4.3)	-1.4	(3.5)	3.8	(5.8)	c	c	41.6	(2.6)	1.4	(2.8)	20.2	(5.8)	21.2	(2.0)	-1.8	(1.7)			Serbien	-0.3	(10.4)	-29.0	(26.6)	10.9	(20.4)	c	c	27.3	(2.8)	-5.6	(3.5)	4.6	(9.4)	7.7	(1.8)	1.1	(1.2)			Shanghai (China)	-0.1	(2.9)	-8.0	(2.8)	-10.3	(10.9)	11.8	(10.4)	33.5	(2.4)	22.0	(8.7)	32.8	(9.6)	5.1	(1.9)	0.6	(1.2)			Singapur	-3.4	(7.3)	3.7	(2.5)	27.7	(23.2																																																																																																																																																																																																																																																																																																																																																																																																																																																																																																																																																																																																																																																																																																																																																																																																																																																																																																																																																																																																																																														
Kirgisistan	-24.8	(5.9)	3.7	(3.6)	-6.2	(7.9)	102.5	(22.8)	50.6	(3.0)	-12.0	(5.6)	-3.0	(5.0)	19.8	(2.4)	2.5	(1.2)			Lettland	-4.3	(5.8)	2.4	(5.2)	15.5	(9.2)	c	c	47.4	(3.0)	1.0	(3.4)	4.6	(9.7)	19.6	(2.5)	-0.7	(1.6)			Litauen	-5.1	(5.7)	7.2	(3.1)	-6.2	(7.3)	c	c	54.8	(2.7)	-1.1	(4.8)	12.9	(8.0)	19.0	(1.7)	-0.2	(1.2)			Macau (China)	-7.3	(4.7)	6.3	(4.8)	-55.4	(19.9)	4.7	(14.1)	21.9	(2.1)	-10.2	(2.7)	52.3	(7.2)	7.1	(2.1)	0.0	(1.0)			Montenegro	26.1	(15.9)	-11.9	(6.7)	-6.8	(9.0)	c	c	42.0	(3.6)	-6.7	(2.8)	5.8	(11.2)	13.1	(1.5)	0.8	(1.4)			Panama	-3.1	(13.2)	-18.6	(9.7)	-9.5	(13.1)	38.2	(33.7)	19.0	(4.9)	3.5	(6.5)	12.3	(10.9)	7.2	(3.3)	1.7	(0.9)			Peru	13.4	(6.4)	-9.2	(3.9)	-4.0	(9.1)	1.8	(19.6)	12.0	(3.2)	21.2	(10.4)	27.2	(7.5)	11.9	(2.7)	1.2	(0.8)			Katar	-0.8	(5.3)	0.6	(6.9)	-2.3	(11.2)	52.8	(20.5)	36.7	(6.3)	-38.3	(2.8)	20.3	(3.2)	8.1	(1.5)	1.7	(0.9)			Rumänien	28.0	(38.9)	-4.7	(6.4)	-15.9	(13.7)	c	c	16.2	(3.9)	18.2	(9.8)	13.2	(7.8)	11.0	(2.2)	-0.1	(1.2)			Russ. Föderation	-2.3	(4.3)	-1.4	(3.5)	3.8	(5.8)	c	c	41.6	(2.6)	1.4	(2.8)	20.2	(5.8)	21.2	(2.0)	-1.8	(1.7)			Serbien	-0.3	(10.4)	-29.0	(26.6)	10.9	(20.4)	c	c	27.3	(2.8)	-5.6	(3.5)	4.6	(9.4)	7.7	(1.8)	1.1	(1.2)			Shanghai (China)	-0.1	(2.9)	-8.0	(2.8)	-10.3	(10.9)	11.8	(10.4)	33.5	(2.4)	22.0	(8.7)	32.8	(9.6)	5.1	(1.9)	0.6	(1.2)			Singapur	-3.4	(7.3)	3.7	(2.5)	27.7	(23.2																																																																																																																																																																																																																																																																																																																																																																																																																																																																																																																																																																																																																																																																																																																																																																																																																																																																																																																																																																																																																																																																			
Lettland	-4.3	(5.8)	2.4	(5.2)	15.5	(9.2)	c	c	47.4	(3.0)	1.0	(3.4)	4.6	(9.7)	19.6	(2.5)	-0.7	(1.6)			Litauen	-5.1	(5.7)	7.2	(3.1)	-6.2	(7.3)	c	c	54.8	(2.7)	-1.1	(4.8)	12.9	(8.0)	19.0	(1.7)	-0.2	(1.2)			Macau (China)	-7.3	(4.7)	6.3	(4.8)	-55.4	(19.9)	4.7	(14.1)	21.9	(2.1)	-10.2	(2.7)	52.3	(7.2)	7.1	(2.1)	0.0	(1.0)			Montenegro	26.1	(15.9)	-11.9	(6.7)	-6.8	(9.0)	c	c	42.0	(3.6)	-6.7	(2.8)	5.8	(11.2)	13.1	(1.5)	0.8	(1.4)			Panama	-3.1	(13.2)	-18.6	(9.7)	-9.5	(13.1)	38.2	(33.7)	19.0	(4.9)	3.5	(6.5)	12.3	(10.9)	7.2	(3.3)	1.7	(0.9)			Peru	13.4	(6.4)	-9.2	(3.9)	-4.0	(9.1)	1.8	(19.6)	12.0	(3.2)	21.2	(10.4)	27.2	(7.5)	11.9	(2.7)	1.2	(0.8)			Katar	-0.8	(5.3)	0.6	(6.9)	-2.3	(11.2)	52.8	(20.5)	36.7	(6.3)	-38.3	(2.8)	20.3	(3.2)	8.1	(1.5)	1.7	(0.9)			Rumänien	28.0	(38.9)	-4.7	(6.4)	-15.9	(13.7)	c	c	16.2	(3.9)	18.2	(9.8)	13.2	(7.8)	11.0	(2.2)	-0.1	(1.2)			Russ. Föderation	-2.3	(4.3)	-1.4	(3.5)	3.8	(5.8)	c	c	41.6	(2.6)	1.4	(2.8)	20.2	(5.8)	21.2	(2.0)	-1.8	(1.7)			Serbien	-0.3	(10.4)	-29.0	(26.6)	10.9	(20.4)	c	c	27.3	(2.8)	-5.6	(3.5)	4.6	(9.4)	7.7	(1.8)	1.1	(1.2)			Shanghai (China)	-0.1	(2.9)	-8.0	(2.8)	-10.3	(10.9)	11.8	(10.4)	33.5	(2.4)	22.0	(8.7)	32.8	(9.6)	5.1	(1.9)	0.6	(1.2)			Singapur	-3.4	(7.3)	3.7	(2.5)	27.7	(23.2																																																																																																																																																																																																																																																																																																																																																																																																																																																																																																																																																																																																																																																																																																																																																																																																																																																																																																																																																																																																																																																																																								
Litauen	-5.1	(5.7)	7.2	(3.1)	-6.2	(7.3)	c	c	54.8	(2.7)	-1.1	(4.8)	12.9	(8.0)	19.0	(1.7)	-0.2	(1.2)			Macau (China)	-7.3	(4.7)	6.3	(4.8)	-55.4	(19.9)	4.7	(14.1)	21.9	(2.1)	-10.2	(2.7)	52.3	(7.2)	7.1	(2.1)	0.0	(1.0)			Montenegro	26.1	(15.9)	-11.9	(6.7)	-6.8	(9.0)	c	c	42.0	(3.6)	-6.7	(2.8)	5.8	(11.2)	13.1	(1.5)	0.8	(1.4)			Panama	-3.1	(13.2)	-18.6	(9.7)	-9.5	(13.1)	38.2	(33.7)	19.0	(4.9)	3.5	(6.5)	12.3	(10.9)	7.2	(3.3)	1.7	(0.9)			Peru	13.4	(6.4)	-9.2	(3.9)	-4.0	(9.1)	1.8	(19.6)	12.0	(3.2)	21.2	(10.4)	27.2	(7.5)	11.9	(2.7)	1.2	(0.8)			Katar	-0.8	(5.3)	0.6	(6.9)	-2.3	(11.2)	52.8	(20.5)	36.7	(6.3)	-38.3	(2.8)	20.3	(3.2)	8.1	(1.5)	1.7	(0.9)			Rumänien	28.0	(38.9)	-4.7	(6.4)	-15.9	(13.7)	c	c	16.2	(3.9)	18.2	(9.8)	13.2	(7.8)	11.0	(2.2)	-0.1	(1.2)			Russ. Föderation	-2.3	(4.3)	-1.4	(3.5)	3.8	(5.8)	c	c	41.6	(2.6)	1.4	(2.8)	20.2	(5.8)	21.2	(2.0)	-1.8	(1.7)			Serbien	-0.3	(10.4)	-29.0	(26.6)	10.9	(20.4)	c	c	27.3	(2.8)	-5.6	(3.5)	4.6	(9.4)	7.7	(1.8)	1.1	(1.2)			Shanghai (China)	-0.1	(2.9)	-8.0	(2.8)	-10.3	(10.9)	11.8	(10.4)	33.5	(2.4)	22.0	(8.7)	32.8	(9.6)	5.1	(1.9)	0.6	(1.2)			Singapur	-3.4	(7.3)	3.7	(2.5)	27.7	(23.2																																																																																																																																																																																																																																																																																																																																																																																																																																																																																																																																																																																																																																																																																																																																																																																																																																																																																																																																																																																																																																																																																																													
Macau (China)	-7.3	(4.7)	6.3	(4.8)	-55.4	(19.9)	4.7	(14.1)	21.9	(2.1)	-10.2	(2.7)	52.3	(7.2)	7.1	(2.1)	0.0	(1.0)			Montenegro	26.1	(15.9)	-11.9	(6.7)	-6.8	(9.0)	c	c	42.0	(3.6)	-6.7	(2.8)	5.8	(11.2)	13.1	(1.5)	0.8	(1.4)			Panama	-3.1	(13.2)	-18.6	(9.7)	-9.5	(13.1)	38.2	(33.7)	19.0	(4.9)	3.5	(6.5)	12.3	(10.9)	7.2	(3.3)	1.7	(0.9)			Peru	13.4	(6.4)	-9.2	(3.9)	-4.0	(9.1)	1.8	(19.6)	12.0	(3.2)	21.2	(10.4)	27.2	(7.5)	11.9	(2.7)	1.2	(0.8)			Katar	-0.8	(5.3)	0.6	(6.9)	-2.3	(11.2)	52.8	(20.5)	36.7	(6.3)	-38.3	(2.8)	20.3	(3.2)	8.1	(1.5)	1.7	(0.9)			Rumänien	28.0	(38.9)	-4.7	(6.4)	-15.9	(13.7)	c	c	16.2	(3.9)	18.2	(9.8)	13.2	(7.8)	11.0	(2.2)	-0.1	(1.2)			Russ. Föderation	-2.3	(4.3)	-1.4	(3.5)	3.8	(5.8)	c	c	41.6	(2.6)	1.4	(2.8)	20.2	(5.8)	21.2	(2.0)	-1.8	(1.7)			Serbien	-0.3	(10.4)	-29.0	(26.6)	10.9	(20.4)	c	c	27.3	(2.8)	-5.6	(3.5)	4.6	(9.4)	7.7	(1.8)	1.1	(1.2)			Shanghai (China)	-0.1	(2.9)	-8.0	(2.8)	-10.3	(10.9)	11.8	(10.4)	33.5	(2.4)	22.0	(8.7)	32.8	(9.6)	5.1	(1.9)	0.6	(1.2)			Singapur	-3.4	(7.3)	3.7	(2.5)	27.7	(23.2																																																																																																																																																																																																																																																																																																																																																																																																																																																																																																																																																																																																																																																																																																																																																																																																																																																																																																																																																																																																																																																																																																																																		
Montenegro	26.1	(15.9)	-11.9	(6.7)	-6.8	(9.0)	c	c	42.0	(3.6)	-6.7	(2.8)	5.8	(11.2)	13.1	(1.5)	0.8	(1.4)			Panama	-3.1	(13.2)	-18.6	(9.7)	-9.5	(13.1)	38.2	(33.7)	19.0	(4.9)	3.5	(6.5)	12.3	(10.9)	7.2	(3.3)	1.7	(0.9)			Peru	13.4	(6.4)	-9.2	(3.9)	-4.0	(9.1)	1.8	(19.6)	12.0	(3.2)	21.2	(10.4)	27.2	(7.5)	11.9	(2.7)	1.2	(0.8)			Katar	-0.8	(5.3)	0.6	(6.9)	-2.3	(11.2)	52.8	(20.5)	36.7	(6.3)	-38.3	(2.8)	20.3	(3.2)	8.1	(1.5)	1.7	(0.9)			Rumänien	28.0	(38.9)	-4.7	(6.4)	-15.9	(13.7)	c	c	16.2	(3.9)	18.2	(9.8)	13.2	(7.8)	11.0	(2.2)	-0.1	(1.2)			Russ. Föderation	-2.3	(4.3)	-1.4	(3.5)	3.8	(5.8)	c	c	41.6	(2.6)	1.4	(2.8)	20.2	(5.8)	21.2	(2.0)	-1.8	(1.7)			Serbien	-0.3	(10.4)	-29.0	(26.6)	10.9	(20.4)	c	c	27.3	(2.8)	-5.6	(3.5)	4.6	(9.4)	7.7	(1.8)	1.1	(1.2)			Shanghai (China)	-0.1	(2.9)	-8.0	(2.8)	-10.3	(10.9)	11.8	(10.4)	33.5	(2.4)	22.0	(8.7)	32.8	(9.6)	5.1	(1.9)	0.6	(1.2)			Singapur	-3.4	(7.3)	3.7	(2.5)	27.7	(23.2																																																																																																																																																																																																																																																																																																																																																																																																																																																																																																																																																																																																																																																																																																																																																																																																																																																																																																																																																																																																																																																																																																																																																							
Panama	-3.1	(13.2)	-18.6	(9.7)	-9.5	(13.1)	38.2	(33.7)	19.0	(4.9)	3.5	(6.5)	12.3	(10.9)	7.2	(3.3)	1.7	(0.9)			Peru	13.4	(6.4)	-9.2	(3.9)	-4.0	(9.1)	1.8	(19.6)	12.0	(3.2)	21.2	(10.4)	27.2	(7.5)	11.9	(2.7)	1.2	(0.8)			Katar	-0.8	(5.3)	0.6	(6.9)	-2.3	(11.2)	52.8	(20.5)	36.7	(6.3)	-38.3	(2.8)	20.3	(3.2)	8.1	(1.5)	1.7	(0.9)			Rumänien	28.0	(38.9)	-4.7	(6.4)	-15.9	(13.7)	c	c	16.2	(3.9)	18.2	(9.8)	13.2	(7.8)	11.0	(2.2)	-0.1	(1.2)			Russ. Föderation	-2.3	(4.3)	-1.4	(3.5)	3.8	(5.8)	c	c	41.6	(2.6)	1.4	(2.8)	20.2	(5.8)	21.2	(2.0)	-1.8	(1.7)			Serbien	-0.3	(10.4)	-29.0	(26.6)	10.9	(20.4)	c	c	27.3	(2.8)	-5.6	(3.5)	4.6	(9.4)	7.7	(1.8)	1.1	(1.2)			Shanghai (China)	-0.1	(2.9)	-8.0	(2.8)	-10.3	(10.9)	11.8	(10.4)	33.5	(2.4)	22.0	(8.7)	32.8	(9.6)	5.1	(1.9)	0.6	(1.2)			Singapur	-3.4	(7.3)	3.7	(2.5)	27.7	(23.2																																																																																																																																																																																																																																																																																																																																																																																																																																																																																																																																																																																																																																																																																																																																																																																																																																																																																																																																																																																																																																																																																																																																																																												
Peru	13.4	(6.4)	-9.2	(3.9)	-4.0	(9.1)	1.8	(19.6)	12.0	(3.2)	21.2	(10.4)	27.2	(7.5)	11.9	(2.7)	1.2	(0.8)			Katar	-0.8	(5.3)	0.6	(6.9)	-2.3	(11.2)	52.8	(20.5)	36.7	(6.3)	-38.3	(2.8)	20.3	(3.2)	8.1	(1.5)	1.7	(0.9)			Rumänien	28.0	(38.9)	-4.7	(6.4)	-15.9	(13.7)	c	c	16.2	(3.9)	18.2	(9.8)	13.2	(7.8)	11.0	(2.2)	-0.1	(1.2)			Russ. Föderation	-2.3	(4.3)	-1.4	(3.5)	3.8	(5.8)	c	c	41.6	(2.6)	1.4	(2.8)	20.2	(5.8)	21.2	(2.0)	-1.8	(1.7)			Serbien	-0.3	(10.4)	-29.0	(26.6)	10.9	(20.4)	c	c	27.3	(2.8)	-5.6	(3.5)	4.6	(9.4)	7.7	(1.8)	1.1	(1.2)			Shanghai (China)	-0.1	(2.9)	-8.0	(2.8)	-10.3	(10.9)	11.8	(10.4)	33.5	(2.4)	22.0	(8.7)	32.8	(9.6)	5.1	(1.9)	0.6	(1.2)			Singapur	-3.4	(7.3)	3.7	(2.5)	27.7	(23.2																																																																																																																																																																																																																																																																																																																																																																																																																																																																																																																																																																																																																																																																																																																																																																																																																																																																																																																																																																																																																																																																																																																																																																																																	
Katar	-0.8	(5.3)	0.6	(6.9)	-2.3	(11.2)	52.8	(20.5)	36.7	(6.3)	-38.3	(2.8)	20.3	(3.2)	8.1	(1.5)	1.7	(0.9)			Rumänien	28.0	(38.9)	-4.7	(6.4)	-15.9	(13.7)	c	c	16.2	(3.9)	18.2	(9.8)	13.2	(7.8)	11.0	(2.2)	-0.1	(1.2)			Russ. Föderation	-2.3	(4.3)	-1.4	(3.5)	3.8	(5.8)	c	c	41.6	(2.6)	1.4	(2.8)	20.2	(5.8)	21.2	(2.0)	-1.8	(1.7)			Serbien	-0.3	(10.4)	-29.0	(26.6)	10.9	(20.4)	c	c	27.3	(2.8)	-5.6	(3.5)	4.6	(9.4)	7.7	(1.8)	1.1	(1.2)			Shanghai (China)	-0.1	(2.9)	-8.0	(2.8)	-10.3	(10.9)	11.8	(10.4)	33.5	(2.4)	22.0	(8.7)	32.8	(9.6)	5.1	(1.9)	0.6	(1.2)			Singapur	-3.4	(7.3)	3.7	(2.5)	27.7	(23.2																																																																																																																																																																																																																																																																																																																																																																																																																																																																																																																																																																																																																																																																																																																																																																																																																																																																																																																																																																																																																																																																																																																																																																																																																						
Rumänien	28.0	(38.9)	-4.7	(6.4)	-15.9	(13.7)	c	c	16.2	(3.9)	18.2	(9.8)	13.2	(7.8)	11.0	(2.2)	-0.1	(1.2)			Russ. Föderation	-2.3	(4.3)	-1.4	(3.5)	3.8	(5.8)	c	c	41.6	(2.6)	1.4	(2.8)	20.2	(5.8)	21.2	(2.0)	-1.8	(1.7)			Serbien	-0.3	(10.4)	-29.0	(26.6)	10.9	(20.4)	c	c	27.3	(2.8)	-5.6	(3.5)	4.6	(9.4)	7.7	(1.8)	1.1	(1.2)			Shanghai (China)	-0.1	(2.9)	-8.0	(2.8)	-10.3	(10.9)	11.8	(10.4)	33.5	(2.4)	22.0	(8.7)	32.8	(9.6)	5.1	(1.9)	0.6	(1.2)			Singapur	-3.4	(7.3)	3.7	(2.5)	27.7	(23.2																																																																																																																																																																																																																																																																																																																																																																																																																																																																																																																																																																																																																																																																																																																																																																																																																																																																																																																																																																																																																																																																																																																																																																																																																																											
Russ. Föderation	-2.3	(4.3)	-1.4	(3.5)	3.8	(5.8)	c	c	41.6	(2.6)	1.4	(2.8)	20.2	(5.8)	21.2	(2.0)	-1.8	(1.7)			Serbien	-0.3	(10.4)	-29.0	(26.6)	10.9	(20.4)	c	c	27.3	(2.8)	-5.6	(3.5)	4.6	(9.4)	7.7	(1.8)	1.1	(1.2)			Shanghai (China)	-0.1	(2.9)	-8.0	(2.8)	-10.3	(10.9)	11.8	(10.4)	33.5	(2.4)	22.0	(8.7)	32.8	(9.6)	5.1	(1.9)	0.6	(1.2)			Singapur	-3.4	(7.3)	3.7	(2.5)	27.7	(23.2																																																																																																																																																																																																																																																																																																																																																																																																																																																																																																																																																																																																																																																																																																																																																																																																																																																																																																																																																																																																																																																																																																																																																																																																																																																																
Serbien	-0.3	(10.4)	-29.0	(26.6)	10.9	(20.4)	c	c	27.3	(2.8)	-5.6	(3.5)	4.6	(9.4)	7.7	(1.8)	1.1	(1.2)			Shanghai (China)	-0.1	(2.9)	-8.0	(2.8)	-10.3	(10.9)	11.8	(10.4)	33.5	(2.4)	22.0	(8.7)	32.8	(9.6)	5.1	(1.9)	0.6	(1.2)			Singapur	-3.4	(7.3)	3.7	(2.5)	27.7	(23.2																																																																																																																																																																																																																																																																																																																																																																																																																																																																																																																																																																																																																																																																																																																																																																																																																																																																																																																																																																																																																																																																																																																																																																																																																																																																																					
Shanghai (China)	-0.1	(2.9)	-8.0	(2.8)	-10.3	(10.9)	11.8	(10.4)	33.5	(2.4)	22.0	(8.7)	32.8	(9.6)	5.1	(1.9)	0.6	(1.2)			Singapur	-3.4	(7.3)	3.7	(2.5)	27.7	(23.2																																																																																																																																																																																																																																																																																																																																																																																																																																																																																																																																																																																																																																																																																																																																																																																																																																																																																																																																																																																																																																																																																																																																																																																																																																																																																																										
Singapur	-3.4	(7.3)	3.7	(2.5)	27.7	(23.2																																																																																																																																																																																																																																																																																																																																																																																																																																																																																																																																																																																																																																																																																																																																																																																																																																																																																																																																																																																																																																																																																																																																																																																																																																																																																																																															

[Teil 2/2]


Zusammenhang zwischen Schulverwaltung und Schülerleistungen im Bereich Lesekompetenz, unter Berücksichtigung des sozioökonom. und demograf. Hintergrunds der Schüler und der Schulen

Tabelle IV.2.4c

		Sozioökonomischer und demografischer Hintergrund der Schule ¹									
		Schuldurchschnitt auf dem PISA-Index des wirtschaftl., sozialen und kulturellen Status (Anstieg um 1 Einheit)		Schulgröße (je 100 Schüler)		Schulgröße (je 100 Schüler) (quadrirt)		Schule in Kleinstadt oder Dorf (bis 15 000 Einwohner)		Schule in einer Großstadt (ab 100 000 Einwohner)	
		Punkt-zahl-veränd.	S.E.	Punkt-zahl-veränd.	S.E.	Punkt-zahl-veränd.	S.E.	Punkt-zahl-veränd.	S.E.	Punkt-zahl-veränd.	S.E.
OECD-Länder	Australien	64.0	(12.3)	0.3	(2.5)	0.0	(0.1)	-2.5	(7.2)	6.2	(5.5)
	Österreich	59.4	(14.8)	12.1	(3.7)	-0.5	(0.2)	-7.8	(10.1)	-8.2	(12.8)
	Belgien	99.2	(6.3)	8.0	(2.4)	-0.3	(0.1)	9.9	(7.3)	-4.5	(7.9)
	Kanada	22.4	(7.0)	3.0	(1.2)	-0.1	(0.1)	7.5	(5.4)	2.6	(4.7)
	Chile	39.8	(4.7)	4.4	(1.5)	-0.1	(0.0)	22.3	(12.6)	-1.4	(10.1)
	Tschech. Rep.	120.9	(8.2)	5.2	(4.1)	-0.2	(0.3)	18.4	(6.9)	-12.6	(7.2)
	Dänemark	40.9	(5.8)	0.7	(3.1)	-0.2	(0.3)	-13.1	(5.0)	4.8	(6.0)
	Estland	28.5	(13.6)	4.7	(2.0)	-0.2	(0.1)	3.9	(9.0)	0.2	(10.7)
	Finnland	30.5	(12.9)	-1.5	(1.8)	0.1	(0.0)	-4.4	(5.9)	-3.7	(5.6)
	Frankreich	w	w	w	w	w	w	w	w	w	w
	Deutschland	90.5	(9.1)	7.8	(2.4)	-0.3	(0.1)	18.3	(9.1)	-0.3	(9.6)
	Griechenland	49.9	(9.7)	-24.3	(18.4)	3.9	(2.9)	27.0	(14.2)	-11.2	(12.7)
	Ungarn	72.7	(9.2)	5.1	(3.8)	-0.1	(0.2)	-2.1	(15.5)	-8.0	(11.6)
	Island	23.4	(13.7)	-6.7	(6.5)	0.4	(0.8)	2.6	(9.2)	-9.7	(11.2)
	Irland	40.6	(7.0)	6.7	(4.4)	-0.4	(0.3)	8.3	(7.0)	4.3	(8.1)
	Israel	109.7	(16.6)	8.5	(4.9)	-0.4	(0.2)	11.1	(18.8)	4.7	(18.0)
	Italien	63.1	(11.9)	9.9	(3.9)	-0.3	(0.2)	12.0	(10.7)	-12.2	(10.7)
	Japan	159.5	(13.9)	-3.1	(3.6)	0.3	(0.2)	4.5	(14.3)	-11.6	(11.7)
	Korea	52.4	(9.0)	3.7	(4.7)	-0.1	(0.2)	-52.0	(18.7)	-38.6	(14.4)
	Luxemburg	82.2	(9.4)	1.6	(2.4)	0.0	(0.1)	1.0	(15.1)	-49.2	(19.5)
	Mexiko	18.0	(5.9)	2.2	(0.7)	0.0	(0.0)	-5.7	(7.6)	3.3	(6.9)
	Niederlande	68.7	(14.7)	7.4	(2.5)	-0.2	(0.1)	-21.3	(11.6)	-1.5	(12.5)
	Neuseeland	57.6	(10.4)	2.7	(1.9)	-0.1	(0.1)	15.0	(10.0)	5.9	(8.3)
	Norwegen	32.9	(15.0)	-9.1	(9.2)	0.9	(1.2)	-9.0	(6.6)	2.3	(7.9)
	Polen	27.9	(7.8)	8.2	(5.4)	-0.6	(0.6)	5.5	(8.3)	-18.8	(8.7)
	Portugal	32.8	(6.0)	2.6	(3.3)	0.0	(0.1)	4.3	(7.3)	0.2	(6.6)
	Slowak. Rep.	62.0	(12.9)	-2.0	(5.0)	0.3	(0.4)	-11.2	(8.2)	-7.0	(9.4)
	Slowenien	65.3	(10.7)	17.1	(4.5)	-0.9	(0.5)	0.3	(10.2)	-10.2	(7.8)
Spanien	21.8	(4.7)	-0.6	(1.5)	0.0	(0.1)	-1.0	(4.9)	8.6	(4.8)	
Schweden	48.4	(15.3)	-2.4	(3.2)	0.2	(0.2)	3.4	(7.1)	2.0	(8.6)	
Schweiz	62.5	(9.2)	2.1	(0.8)	0.0	(0.0)	-8.9	(8.6)	-10.4	(13.0)	
Türkei	51.9	(6.5)	-4.8	(3.3)	0.0	(0.1)	-18.6	(14.0)	1.3	(14.9)	
Ver. Königreich	85.8	(8.2)	-2.0	(2.5)	0.1	(0.1)	5.0	(5.3)	3.3	(6.4)	
Ver. Staaten	72.1	(11.5)	-2.3	(1.5)	0.1	(0.0)	7.6	(11.3)	15.0	(15.4)	
OECD-Durchschnitt	59.3	(1.9)	2.0	(0.8)	0.0	(0.1)	0.9	(1.8)	-4.7	(1.9)	
Partnerländer	Albanien	28.0	(12.3)	-5.0	(4.4)	0.5	(0.3)	-2.3	(13.5)	12.1	(13.5)
	Argentinien	51.7	(9.1)	7.7	(3.0)	-0.2	(0.1)	-5.9	(15.5)	9.6	(14.3)
	Aserbaidschan	23.5	(14.1)	-5.8	(5.0)	0.4	(0.2)	-8.8	(15.9)	-17.1	(13.8)
	Brasilien	45.2	(5.1)	1.2	(1.2)	0.0	(0.0)	-6.4	(8.1)	-7.7	(6.6)
	Bulgarien	56.2	(9.1)	7.6	(4.7)	-0.1	(0.3)	3.1	(10.2)	7.9	(10.2)
	Kolumbien	54.1	(3.6)	0.0	(0.7)	0.0	(0.0)	8.7	(7.9)	-5.4	(6.1)
	Kroatien	107.0	(10.3)	1.2	(3.7)	0.0	(0.2)	5.5	(8.3)	-36.4	(9.3)
	Dubai (VAE)	55.5	(9.0)	1.3	(0.6)	0.0	(0.0)	-1.7	(21.7)	-3.2	(19.3)
	Hongkong (China)	40.1	(8.4)	11.4	(11.8)	0.0	(0.7)	a	a	a	a
	Indonesien	21.8	(6.2)	3.0	(3.4)	0.0	(0.3)	1.1	(8.2)	9.3	(10.1)
	Jordanien	30.0	(7.7)	-3.3	(3.7)	0.2	(0.2)	-0.8	(10.1)	10.7	(8.2)
	Kasachstan	55.2	(9.6)	-7.2	(1.6)	0.2	(0.1)	-20.4	(13.4)	15.8	(13.4)
	Kirgisistan	35.7	(11.1)	3.0	(2.3)	-0.1	(0.1)	-6.2	(13.5)	42.5	(17.0)
	Lettland	27.8	(11.3)	0.9	(3.0)	0.1	(0.2)	6.7	(8.6)	-2.1	(9.8)
	Litauen	50.1	(8.4)	-4.5	(3.1)	0.4	(0.2)	9.9	(11.4)	-12.5	(10.1)
	Macau (China)	37.8	(7.7)	6.1	(1.2)	-0.1	(0.0)	a	a	a	a
	Montenegro	66.3	(10.8)	-12.1	(4.9)	0.7	(0.3)	-7.7	(10.8)	-18.9	(11.7)
	Panama	43.5	(10.2)	5.5	(2.4)	-0.1	(0.1)	-3.5	(15.3)	-0.4	(17.6)
	Peru	40.0	(7.2)	6.1	(1.6)	-0.1	(0.1)	-2.1	(10.2)	5.5	(12.2)
	Katar	55.5	(13.4)	3.1	(1.3)	0.0	(0.0)	-0.8	(15.6)	-12.2	(15.5)
	Rumänien	41.7	(9.9)	-5.0	(5.2)	0.2	(0.3)	5.0	(11.9)	19.9	(13.9)
	Russ. Föderation	48.9	(8.8)	-13.1	(2.9)	0.9	(0.2)	7.9	(9.3)	9.6	(8.8)
	Serbien	43.3	(19.4)	-8.3	(4.9)	0.4	(0.2)	-6.1	(13.7)	-2.9	(11.7)
	Shanghai (China)	52.6	(5.8)	0.4	(0.7)	0.0	(0.0)	a	a	a	a
	Singapur	89.1	(9.1)	11.4	(2.5)	-0.2	(0.1)	a	a	a	a
	Chinesisches Taipeh	44.2	(17.2)	0.9	(0.8)	0.0	(0.0)	-18.9	(15.6)	3.5	(7.7)
	Thailand	19.2	(5.9)	1.6	(1.3)	0.0	(0.0)	3.9	(15.3)	4.7	(11.0)
	Trinidad und Tobago	127.1	(9.0)	23.9	(7.4)	-1.5	(0.5)	-3.3	(8.4)	a	a
Tunesien	38.9	(6.7)	1.2	(4.0)	0.1	(0.2)	23.6	(10.1)	13.1	(8.3)	
Uruguay	42.7	(7.0)	3.0	(1.3)	0.0	(0.0)	25.4	(8.4)	12.8	(7.4)	

Anmerkung: Statistisch signifikante Werte sind durch Fettdruck gekennzeichnet (siehe Anhang A3).

1. Mehr-Ebenen-Regressionsmodell (Schüler- und Schulebenen); Die Leistung im Bereich Lesekompetenz ist auf die in dieser Tabelle dargestellten Variablen der Schulpolitiken und -praktiken sowie auf die Variablen des sozioökonomischen und demografischen Hintergrunds regressiert.

StatLink  <http://dx.doi.org/10.1787/888932343285>



[Teil 1/1]
**Veröffentlichung von Leistungsdaten durch die Schulen und Zusammenhang zwischen
 Tabelle IV.2.5 Schulautonomie bei der Ressourcenallokation und Leistungen im Bereich Lesekompetenz**

	Modell für die Prävalenz der Veröffentlichung von Leistungsdaten durch die Schulen (Schätzung der OLS-Regression)			
	Bruttomodell		Nettomodell	
	Koeff.	S.E.	Koeff.	S.E.
Schulautonomie: Ressourcenallokation	6.72	(2.21)	-3.24	(1.45)
× Prozentsatz der Schüler in Schulen, die Leistungsdaten veröffentlichen	-1.30	(4.34)	0.58	(0.28)
Schulautonomie: Unterrichtsinhalte und Beurteilungen			0.04	(0.59)
Privatschule			-0.48	(1.49)
PISA-Index des wirtschaftlichen, sozialen und kulturellen Status (ESCS) der Schüler			17.98	(0.26)
PISA-Index des wirtschaftlichen, sozialen und kulturellen Status der Schüler (quadratiert)			2.06	(0.22)
Schüler ist weiblich			36.23	(0.51)
Vom Schüler zu Hause gesprochene Sprache ist mit der Testsprache identisch			17.02	(1.23)
Schüler ohne Migrationshintergrund			11.64	(1.20)
Schuldurchschnitt auf dem PISA-Index des wirtschaftlichen, sozialen und kulturellen Status			58.13	(0.97)
Schule in einer Großstadt (ab 100 000 Einwohner)			-2.36	(1.21)
Schule in Kleinstadt oder Dorf (bis 15 000 Einwohner)			2.93	(1.14)
Schulgröße (je 100 Schüler)			1.61	(0.13)
Schulgröße (je 100 Schüler) (quadratiert)			-0.01	(0.00)
N	267 425		267 425	

Anmerkung: Auf der 5%-Ebene ($p < 0,05$) statistisch signifikante Werte sind in Fettdruck gekennzeichnet. Sowohl die Brutto- als auch die Nettomodelle beinhalten länderspezifische Konstanten, enthalten keine Interzeptschätzung, werden nur für die OECD-Länder durchgeführt und verwenden BRR-Gewichtungen zur Berücksichtigung des Stichprobenaufbaus. Alle Länder werden gleich gewichtet.
 StatLink <http://dx.doi.org/10.1787/888932343285>

[Teil 1/1]
**Wahrscheinlichkeit des Besuchs von Schulen, die im gleichen Einzugsgebiet um Schüler
 konkurrieren**
 Tabelle IV.2.6

	Logistische Regressionschätzungen			
	Schülermodell		Schüler- und Schulmodell	
	Koeff.	S.E.	Koeff.	S.E.
PISA-Index des wirtschaftlichen, sozialen und kulturellen Status (ESCS) der Schüler	0.31	(0.02)	0.01	(0.01)
PISA-Index des wirtschaftlichen, sozialen und kulturellen Status (ESCS) der Schüler (quadratiert)	0.00	(0.01)	0.01	(0.01)
Schüler ist weiblich	0.07	(0.02)	0.03	(0.02)
Vom Schüler zu Hause gesprochene Sprache ist mit der Testsprache identisch	-0.06	(0.06)	-0.03	(0.07)
Schüler ohne Migrationshintergrund	-0.48	(0.05)	-0.15	(0.06)
Schuldurchschnitt auf dem PISA-Index des wirtschaftlichen, sozialen und kulturellen Status			0.66	(0.07)
Schule in einer Großstadt (ab 100 000 Einwohner)			0.47	(0.10)
Schule in Kleinstadt oder Dorf (bis 15 000 Einwohner)			-1.28	(0.07)
Schulgröße (je 100 Schüler)			-0.01	(0.01)
Schulgröße (je 100 Schüler) (quadratiert)			0.00	(0.00)
Privatschule			0.66	(0.15)
N	267 553		267 553	

Anmerkung: Die Schätzungen geben die Log-odds des Besuchs von Schulen an, die mit anderen Schulen um Schüler konkurrieren. Auf der 5%-Ebene ($p < 0,05$) statistisch signifikante Werte sind in Fettdruck gekennzeichnet. Sowohl die Brutto- als auch die Netto-Modelle beinhalten länderspezifische Konstanten, enthalten keine Interzeptschätzung, werden nur für die OECD-Länder durchgeführt und verwenden BRR-Gewichtungen zur Berücksichtigung des Stichprobenaufbaus. Alle Länder werden gleich gewichtet.
 StatLink <http://dx.doi.org/10.1787/888932343285>

[Teil 1/1]

Angaben der Eltern zu den „sehr wichtigen“ Faktoren bei der Schulwahl, nach Quartilen des PISA-Index des wirtschaftlichen, sozialen und kulturellen Status (ESCS) der Schüler

Tabelle IV.2.7 Auf Grundlage der Angaben der Schülereltern

	Prozentsatz der Eltern, die folgende Faktoren als „sehr wichtig“ für die Schulwahl angeben												
	Entfernung				Niedrige Kosten				Finanzielle Unterstützung				
	Unterstes ESCS-Quartil	2. ESCS-Quartil	3. ESCS-Quartil	Oberstes ESCS-Quartil	Unterstes ESCS-Quartil	2. ESCS-Quartil	3. ESCS-Quartil	Oberstes ESCS-Quartil	Unterstes ESCS-Quartil	2. ESCS-Quartil	3. ESCS-Quartil	Oberstes ESCS-Quartil	
	% S.E.	% S.E.	% S.E.	% S.E.	% S.E.	% S.E.	% S.E.	% S.E.	% S.E.	% S.E.	% S.E.	% S.E.	
OECD-Länder	Chile	32.0 (1.6)	28.0 (1.5)	23.3 (1.4)	19.0 (1.6)	37.4 (1.8)	34.4 (1.6)	29.1 (1.5)	16.1 (1.2)	47.9 (2.0)	47.2 (1.5)	40.9 (1.6)	26.3 (1.5)
	Dänemark	16.2 (1.3)	16.1 (1.4)	17.0 (1.7)	17.0 (1.5)	5.9 (0.7)	3.5 (0.7)	1.8 (0.6)	1.0 (0.4)	2.5 (0.5)	1.4 (0.4)	1.2 (0.4)	0.6 (0.3)
	Deutschland	21.9 (1.4)	18.9 (1.7)	18.4 (1.5)	15.7 (1.5)	16.1 (1.3)	10.2 (1.3)	9.0 (1.1)	4.6 (0.8)	12.6 (1.4)	7.7 (1.0)	5.4 (0.9)	3.1 (0.7)
	Ungarn	19.9 (1.9)	14.5 (1.6)	12.1 (1.5)	10.6 (1.3)	19.2 (1.8)	10.8 (1.3)	6.8 (0.9)	3.5 (0.6)	15.4 (1.7)	7.7 (0.9)	4.2 (0.6)	2.2 (0.4)
	Italien	10.9 (0.7)	8.7 (0.5)	6.7 (0.4)	5.6 (0.4)	13.2 (0.5)	11.2 (0.5)	9.3 (0.6)	5.0 (0.4)	a	a	a	a
	Korea	23.2 (1.4)	26.2 (1.3)	24.8 (1.4)	25.0 (1.5)	20.7 (1.3)	16.2 (1.2)	15.3 (1.1)	10.1 (0.9)	27.3 (1.3)	21.3 (1.3)	16.7 (1.1)	13.1 (1.1)
	Neuseeland	17.5 (1.5)	10.7 (1.1)	10.1 (1.1)	9.9 (1.1)	13.5 (1.1)	7.3 (0.9)	5.2 (0.8)	2.6 (0.6)	13.6 (1.3)	7.7 (0.9)	5.3 (0.7)	2.0 (0.5)
	Portugal	27.0 (1.5)	31.3 (2.0)	31.1 (1.6)	26.3 (1.4)	36.6 (1.5)	33.1 (1.7)	25.3 (1.4)	14.0 (1.1)	40.4 (1.7)	38.1 (1.7)	27.1 (1.3)	11.8 (1.0)
	Durchschnitt der 8 OECD-Länder	21.1 (0.5)	19.3 (0.5)	17.9 (0.5)	16.1 (0.5)	20.3 (0.5)	15.8 (0.4)	12.7 (0.4)	7.1 (0.3)	22.8 (0.6)	18.7 (0.4)	14.4 (0.4)	8.4 (0.3)
Partnerländer	Kroatien	18.6 (1.3)	16.5 (1.4)	15.7 (1.3)	11.9 (1.2)	16.4 (1.0)	13.7 (1.0)	10.8 (1.0)	5.0 (0.6)	15.3 (1.2)	12.2 (1.1)	9.6 (1.0)	5.2 (0.7)
	Hongkong (China)	12.6 (0.8)	12.2 (1.0)	10.1 (1.0)	7.9 (0.8)	13.2 (0.9)	11.1 (1.0)	8.4 (0.9)	5.4 (0.6)	17.5 (1.0)	11.7 (1.1)	8.0 (0.8)	3.9 (0.5)
	Litauen	30.5 (1.5)	30.7 (1.5)	27.7 (1.4)	22.2 (1.5)	29.4 (1.5)	23.8 (1.2)	19.3 (1.3)	10.8 (0.9)	19.8 (1.3)	15.2 (1.3)	11.6 (0.9)	7.1 (0.8)
	Macau (China)	15.0 (0.9)	13.6 (0.9)	12.8 (0.9)	12.4 (1.0)	23.1 (1.2)	18.3 (1.2)	14.8 (0.8)	10.0 (0.7)	29.2 (1.3)	24.2 (1.1)	19.1 (0.9)	11.3 (0.9)
	Panama	43.1 (2.6)	43.2 (2.9)	44.1 (2.5)	28.7 (2.7)	37.0 (2.7)	37.9 (2.0)	38.4 (2.6)	21.2 (2.1)	35.9 (2.4)	37.2 (2.8)	27.6 (2.5)	18.4 (2.0)
	Katar	36.2 (1.3)	27.5 (1.2)	25.3 (1.2)	24.7 (1.0)	21.6 (1.0)	21.9 (1.0)	15.4 (1.0)	14.8 (0.9)	11.2 (0.8)	12.8 (0.8)	9.4 (0.9)	9.4 (0.8)

	Prozentsatz der Eltern, die folgende Faktoren als „sehr wichtig“ für die Schulwahl angeben															
	Sehr gute schulische Leistungen						Sichere Umgebung									
	Unterstes ESCS-Quartil		2. ESCS-Quartil		3. ESCS-Quartil		Oberstes ESCS-Quartil		Unterstes ESCS-Quartil		2. ESCS-Quartil		3. ESCS-Quartil		Oberstes ESCS-Quartil	
	% S.E.	% S.E.	% S.E.	% S.E.	% S.E.	% S.E.	% S.E.	% S.E.	% S.E.	% S.E.	% S.E.	% S.E.	% S.E.	% S.E.		
OECD-Länder	Chile	48.4 (1.8)	54.4 (1.7)	57.7 (1.8)	54.6 (1.9)	63.3 (2.0)	67.6 (1.5)	71.8 (1.7)	75.9 (1.2)							
	Dänemark	41.6 (1.8)	45.9 (2.1)	40.5 (2.2)	45.5 (1.8)	72.2 (1.6)	73.4 (1.8)	75.8 (1.7)	76.1 (1.7)							
	Deutschland	32.6 (2.0)	29.5 (1.6)	29.4 (2.0)	19.7 (1.2)	57.6 (1.8)	54.4 (2.0)	56.4 (2.1)	45.5 (2.0)							
	Ungarn	19.2 (1.6)	21.6 (1.5)	27.5 (1.6)	37.9 (1.9)	55.3 (2.0)	55.7 (1.9)	53.9 (1.8)	52.4 (1.6)							
	Italien	22.0 (0.7)	23.1 (0.7)	25.0 (0.8)	28.2 (0.7)	57.6 (0.9)	59.8 (0.8)	60.4 (0.7)	59.0 (0.9)							
	Korea	37.7 (1.5)	49.6 (1.5)	55.2 (1.9)	65.6 (1.7)	55.6 (1.4)	64.2 (1.4)	67.4 (1.4)	73.9 (1.6)							
	Neuseeland	42.2 (1.9)	45.4 (1.6)	53.1 (1.6)	60.1 (2.1)	71.0 (1.3)	73.0 (1.7)	79.5 (1.5)	80.9 (1.5)							
	Portugal	39.7 (1.7)	48.7 (1.5)	53.5 (1.5)	55.6 (2.0)	72.3 (1.5)	73.8 (1.4)	79.7 (1.3)	82.2 (1.3)							
	Durchschnitt der 8 OECD-Länder	35.4 (0.6)	39.8 (0.6)	42.7 (0.6)	45.9 (0.6)	63.1 (0.6)	65.2 (0.6)	68.1 (0.6)	68.2 (0.5)							
Partnerländer	Kroatien	26.2 (1.3)	26.8 (1.3)	31.8 (1.4)	35.8 (1.7)	60.6 (1.4)	59.0 (1.3)	58.9 (1.8)	59.2 (1.8)							
	Hongkong (China)	25.1 (1.3)	29.8 (1.3)	29.1 (1.2)	36.4 (1.7)	59.0 (1.5)	62.7 (1.6)	67.1 (1.4)	73.0 (1.2)							
	Litauen	27.7 (1.5)	32.9 (1.4)	44.7 (1.7)	56.0 (1.7)	64.2 (1.4)	70.0 (1.4)	76.0 (1.4)	77.7 (1.7)							
	Macau (China)	30.6 (1.2)	35.3 (1.2)	34.9 (1.2)	38.0 (1.2)	60.0 (1.2)	65.1 (1.1)	64.3 (1.3)	69.9 (1.2)							
	Panama	45.8 (3.2)	44.3 (2.7)	46.1 (2.5)	55.8 (3.5)	57.9 (3.2)	59.7 (2.8)	67.5 (2.4)	78.5 (1.8)							
	Katar	37.4 (1.2)	45.3 (1.3)	49.3 (1.4)	53.0 (1.3)	55.4 (1.2)	62.9 (1.4)	63.5 (1.3)	64.4 (1.3)							

Anmerkung: Statistisch signifikante Unterschiede zwischen den obersten und untersten ESCS-Quartilen auf der 5%-Ebene (p < 0,05) sind in Fettdruck gekennzeichnet. Der durchschnittliche Anteil der fehlenden Angaben zu diesen Items des Elternfragebogens beläuft sich auf 2% in Macau (China), 4% in Korea, Litauen und Hongkong (China), 5% in Ungarn, 11% in Kroatien und Chile, 13% in Italien, 21% in Panama, 25% in Portugal, 26% in Neuseeland, 35% in Katar, 38% in Deutschland und 41% in Dänemark.

StatLink <http://dx.doi.org/10.1787/888932343285>

[Teil 1/1]

Wettbewerb zwischen den Schulen auf Systemebene und Zusammenhang zwischen den Leistungen im Bereich Lesekompetenz und dem sozioökonomischen Hintergrund der Schüler und der Schulen

Tabelle IV.2.8

	Modell für den Wettbewerb zwischen den Schulen (Schätzungen der OLS-Regressionen)	
	Koeff.	S.E.
PISA-Index des wirtschaftlichen, sozialen und kulturellen Status (ESCS) der Schüler	24.60	(1.37)
× Prozentsatz der Schüler in Schulen, die im gleichen Einzugsgebiet um Schüler konkurrieren (je zusätzliche 10%)	-0.91	(0.17)
Schuldurchschnitt auf dem PISA-Index des wirtschaftlichen, sozialen und kulturellen Status	36.14	(5.19)
× Prozentsatz der Schüler in Schulen, die im gleichen Einzugsgebiet um Schüler konkurrieren (je zusätzliche 10%)	2.81	(0.66)
Schüler ist weiblich	36.22	(0.50)
Vom Schüler zu Hause gesprochene Sprache ist mit der Testsprache identisch	16.73	(1.24)
Schüler ohne Migrationshintergrund	11.17	(1.19)
Schule in einer Großstadt (ab 100 000 Einwohner)	-2.26	(1.20)
Schule in Kleinstadt oder Dorf (bis 15 000 Einwohner)	2.89	(1.15)
Schulgröße (je 100 Schüler)	1.61	(0.14)
Schulgröße (je 100 Schüler) (quadriert)	-0.01	(0.00)
N	267	553

Anmerkung: Auf der 5%-Ebene (p < 0,05) statistisch signifikante Werte sind in Fettdruck gekennzeichnet. Die Modelle beinhalten länderspezifische Konstanten, enthalten keine Interzeptschätzung, werden nur für die OECD-Länder durchgeführt und verwenden BRR-Gewichtungen zur Berücksichtigung des Stichprobenaufbaus. Alle Länder werden gleich gewichtet.

StatLink <http://dx.doi.org/10.1787/888932343285>



[Teil 1/1]

Varianz der Schülerleistungen im Bereich Lesekompetenz innerhalb und zwischen den Schulen und durch die Beurteilungs- und Rechenschaftslegungspolitiken der Schulen erklärte Varianz

Tabelle IV.2.9a

	Varianz		Verbleibende Varianz						Varianzzerlegung, ausgedrückt als Prozentsatz der durchschnittl. Varianz der Schülerleistungen im OECD-Vergleich			Varianz innerhalb der Schulen, ausgedrückt als Prozentsatz der durchschnittlichen innerschulischen Varianz der Schülerleistungen im OECD-Vergleich			Varianz zwischen den Schulen, ausgedrückt als Prozentsatz der durchschnittlichen zwischenschulischen Varianz der Schülerleistungen im OECD-Vergleich				
	Empty-Model (oder Nullmodell)		Modell mit demografischem und sozioökonomischem Hintergrund ¹		Modell mit Schulpolitiken und -praktiken ¹		Modell mit demografischem und sozioökonom. Hintergrund sowie den Schulpolitiken und -praktiken ¹		Gesamtvarianz der Schülerleistungen			Varianz innerhalb der Schulen			Varianz zwischen den Schulen				
	Innerh. d. Sch.	Zwisch. d. Sch.	Innerh. d. Sch.	Zwisch. d. Sch.	Innerh. d. Sch.	Zwisch. d. Sch.	Innerh. d. Sch.	Zwisch. d. Sch.	%	%	%	%	%	%	%	%	%	%	
									Varianz innerhalb der Schulen als % der Gesamtvarianz	Varianz zwischen den Schulen als % der Gesamtvarianz	Allein durch den sozioökonom. und demograf. Hintergrund der Schüler und der Schulen erklärt	Allein durch die Beurteilungs- und Rechenschaftslegungspolitiken der Schulen erklärt	Durch den sozioökonom. und demograf. Hintergrund der Schüler und der Schulen sowie durch die Beurteilungs- und Rechenschaftslegungspolitiken der Schulen erklärt	Verbleibende Varianz innerhalb der Schulen	Allein durch den sozioökonom. und demograf. Hintergrund der Schüler und der Schulen erklärt	Allein durch die Beurteilungs- und Rechenschaftslegungspolitiken der Schulen erklärt	Durch den sozioökonom. und demograf. Hintergrund der Schüler und der Schulen sowie durch die Beurteilungs- und Rechenschaftslegungspolitiken der Schulen erklärt	Verbleibende Varianz zwischen den Schulen	
OECD-Länder																			
Australien	7 631	2 692	6 997	880	7 698	2 229	7 000	7 667	112	83	29	7.6	0.0	-0.7	76.0	15.9	1.2	3.8	8.3
Österreich	4 454	5 588	4 255	2 262	4 434	5 117	4 252	1 866	108	48	60	2.0	0.0	0.2	46.2	35.3	4.3	0.8	20.3
Belgien	4 833	5 343	4 612	1 643	4 832	5 282	4 610	1 390	111	53	58	2.4	0.0	0.0	50.1	42.3	2.7	-2.1	15.1
Kanada	6 780	1 877	6 238	986	6 780	1 814	6 240	962	94	74	20	5.9	0.0	0.0	67.8	9.3	0.3	0.4	10.5
Chile	4 005	4 893	3 886	1 219	4 005	4 236	3 884	1 052	97	44	53	1.3	0.0	0.0	42.2	34.6	1.8	5.3	11.4
Tschech. Rep.	4 428	4 249	4 136	1 135	4 453	3 503	4 136	1 112	94	48	46	3.4	0.0	-0.3	44.9	26.0	0.3	7.8	12.1
Dänemark	6 012	1 134	5 254	328	6 003	1 011	5 257	309	78	65	12	8.1	0.0	0.1	57.1	7.6	0.2	1.1	3.4
Estland	5 595	1 557	4 991	681	5 596	1 288	4 979	529	78	61	17	6.7	0.1	-0.1	54.1	8.2	1.7	1.3	5.7
Finnland	6 993	665	5 641	458	6 989	593	5 640	412	83	76	7	14.7	0.0	0.0	61.3	2.0	0.5	0.3	4.5
Frankreich	w	w	w	w	w	w	w	w	w	w	w	w	w	w	w	w	w	w	w
Deutschland	3 890	5 890	3 558	1 708	3 867	5 224	3 562	1 436	106	42	64	3.3	0.0	0.3	38.7	41.1	2.9	4.3	15.6
Griechenland	5 558	4 745	5 126	2 165	5 560	3 977	5 129	2 006	112	60	52	4.7	0.0	0.0	55.7	21.4	1.7	6.6	21.8
Ungarn	2 923	5 846	2 792	1 717	2 919	4 829	2 784	1 390	95	32	64	1.5	0.1	0.0	30.2	37.4	3.6	7.5	15.1
Island	8 186	1 348	7 186	1 015	8 197	1 073	7 200	814	104	89	15	10.8	-0.1	0.0	78.2	2.8	2.2	0.8	8.8
Irland	6 966	2 805	6 408	1 145	6 975	2 490	6 402	1 051	106	76	30	6.2	0.1	-0.2	69.5	15.6	1.0	2.4	11.4
Israel	6 615	6 250	6 312	3 230	6 656	4 936	6 317	2 501	140	72	68	3.7	-0.1	-0.4	68.6	26.4	7.9	6.4	27.2
Italien	4 085	6 695	3 905	2 880	4 084	6 026	3 903	2 693	117	44	73	2.0	0.0	0.0	42.4	36.2	2.0	5.2	29.2
Japan	5 386	5 087	5 248	2 255	5 418	4 830	5 251	1 934	114	59	55	1.8	0.0	-0.3	57.0	31.5	3.5	-0.7	21.0
Korea	5 283	2 741	4 829	1 038	5 287	2 291	4 823	788	87	57	30	5.0	0.1	-0.1	52.4	16.3	2.7	2.2	8.6
Luxemburg	6 906	5 335	6 112	610	6 951	2 742	6 104	366	133	75	58	9.2	0.1	-0.6	66.3	25.9	2.7	25.5	3.9
Mexiko	3 869	3 583	3 723	1 964	3 884	3 397	3 724	1 899	81	42	39	1.7	0.0	-0.2	40.5	16.3	0.7	1.3	20.6
Niederlande	2 795	5 107	2 670	2 224	2 795	4 530	2 671	1 971	86	30	55	1.4	0.0	0.0	29.0	27.8	2.7	3.5	21.4
Neuseeland	8 228	2 622	6 974	530	8 234	2 290	6 978	515	118	89	28	13.6	0.0	0.0	75.8	19.3	0.2	3.4	5.6
Norwegen	7 598	874	6 455	669	7 587	769	6 454	588	92	83	9	12.3	0.0	0.1	70.1	2.0	0.9	0.3	6.4
Polen	6 869	1 585	5 582	458	6 864	1 517	5 600	397	92	75	17	13.7	-0.2	0.2	60.8	12.2	0.7	0.1	4.3
Portugal	5 191	2 565	4 666	883	5 198	2 259	4 662	833	84	56	28	5.8	0.0	-0.1	50.6	15.5	0.5	2.8	9.1
Slowak. Rep.	4 565	2 989	3 972	1 151	4 566	2 552	3 971	1 045	82	50	32	6.5	0.0	0.0	43.1	16.4	1.2	3.6	11.3
Slowenien	3 102	4 142	2 941	1 818	3 079	3 826	2 931	1 650	79	34	45	1.6	0.1	0.1	31.8	23.6	1.8	1.6	17.9
Spanien	6 048	1 690	5 390	816	6 049	1 591	5 392	796	84	66	18	7.1	0.0	0.0	58.6	8.6	0.2	0.9	8.6
Schweden	8 290	1 877	7 007	605	8 284	1 756	7 023	518	110	90	20	13.7	-0.2	0.2	76.3	13.5	1.0	0.4	5.6
Schweiz	5 652	2 740	5 115	1 100	5 663	2 335	5 115	950	91	61	30	6.0	0.0	-0.1	55.6	15.0	1.6	2.8	10.3
Türkei	3 245	6 536	2 958	1 375	3 243	4 757	2 954	1 210	106	35	71	3.1	0.0	0.0	32.1	38.5	1.8	17.5	13.1
Ver. Königreich	6 684	2 775	6 275	635	6 223	2 218	6 282	531	103	73	30	4.8	-0.1	-0.4	68.2	18.3	1.1	4.9	5.8
Ver. Staaten	6 476	3 638	6 041	838	6 519	2 597	6 044	610	110	70	40	5.2	0.0	-0.4	65.6	21.6	2.5	8.8	6.6
OECD-Durchschnitt	5 591	3 616	5 068	1 285	5 618	3 027	5 069	1 118	100	61	39	6.0	0.0	-0.1	55.1	20.7	1.8	4.0	12.1
Partnerländer																			
Albanien	7 105	3 127	6 150	1 339	7 112	2 350	6 149	1 163	111	77	34	10.5	0.0	-0.1	66.8	12.9	1.9	6.5	12.6
Argentinien	5 523	8 456	5 201	2 238	5 522	7 800	5 201	2 851	152	60	92	3.5	0.0	0.0	56.5	53.8	4.2	2.9	31.0
Aserbaidschan	3 459	2 490	3 287	2 054	3 463	1 944	3 285	1 497	65	38	27	1.9	0.0	-0.1	35.7	4.8	6.0	-0.1	16.3
Brasilien	4 702	4 417	4 514	1 770	4 721	3 812	4 514	1 671	99	51	48	2.3	0.0	-0.2	49.0	23.2	1.1	5.5	18.2
Bulgarien	6 439	6 418	5 794	2 053	6 441	6 279	5 793	1 676	140	70	70	7.0	0.0	0.0	62.9	50.0	4.1	-2.6	18.2
Kolumbien	4 813	3 162	4 711	688	4 836	2 657	4 710	552	87	52	34	1.4	0.0	-0.3	51.2	22.9	1.5	4.0	6.0
Kroatien	4 473	4 045	4 183	1 391	4 487	3 478	4 180	1 280	93	49	44	3.3	0.0	-0.2	45.4	23.9	1.2	5.0	13.9
Dubai (VAE)	5 439	5 732	5 121	2 472	5 409	5 817	5 101	2 232	121	59	62	3.3	0.2	0.1	55.4	38.9	2.6	-3.5	24.2
Hongkong (China)	4 360	3 143	4 183	1 270	4 352	3 329	4 183	987	82	47	34	1.8	0.0	0.1	45.4	14.6	3.1	5.8	10.7
Indonesien	2 298	1 749	2 117	1 181	2 301	1 546	2 117	1 035	44	25	19	2.0	0.0	0.0	23.0	5.6	1.6	0.6	11.2
Jordanien	5 461	3 312	5 186	1 727	5 478	2 581	5 191	1 420	95	59	36	3.1	0.0	-0.1	56.4	12.6	3.3	4.6	15.4
Kasachstan	5 078	2 887	4 456	1 542	5 075	2 689	4 455	1 452	87	55	31	6.7	0.0	0.0	48.4	13.4	1.0	1.2	15.8
Kirgisistan	5 901	3 266	5 126	1 398	5 922	2 702	5 124	1 227	100	64	35	8.7	0.0	-0.2	55.7	16.0	1.9	4.3	13.3
Lettland	5 200	1 391	4 491	634	5 196	1 215	4 483	538	72	57	15	7.7	0.1	0.0	48.7	7.4	1.0	0.9	5.8
Litauen	5 190	1 864	4 263	828	3 451	492	4 823	788	77	56	20	-14.9	-6.1	25.0	52.4	-3.2	0.4	14.5	8.6
Macau (China)	4 179	2 882	4 000	775	4 181	2 019	3 992	627	77	45	31	2.0	0.1	-0.1	43.4	15.1	1.6	7.8	6.8
Montenegro	5 587	3 150	5 124	683	5 607	2 022	5 120	390	95	61	34	5.3	0.0	-0.3	55.6	17.7	3.2	9.1	4.2
Panama	4 213	5 942	4 103	2 647	4 196	5 464	4 104	2 137	110	46	65	1.0	0.0	-0.2	44.6	36.1	5.5	-0.3	23.2
Peru	4 623	5 886	4 524	1 316	4 621	4 711	4 521	1 146	114	50	64	1.1	0.0	0.0	49.1	38.7	1.9	10.9	12.4
Katar	5 891	6 676	5 520	3 383	5 868	5 814	5 506	2 773	137	64	73	3.9	0.2	0.1	59.8	33.0	6.6	2.7	30.1
Rumänien	3 832	4 057	3 678	2 308	3 812	3 406</													

[Teil 1/1]

Zusammenhang zwischen den Beurteilungs- und Rechenschaftslegungspolitiken der Schulen und den Schülerleistungen im Bereich Lesekompetenz

Tabelle IV.2.9b

	Beurteilungs- und Rechenschaftslegungspolitiken ¹																						
	Schule verwendet standardisierte Tests		Schule verwendet Schülerbeurteilungen zur Beobachtung der Fortschritte der Schule		Schule verwendet Schülerbeurteilungen zur Verbesserung des Unterrichts oder der Unterrichtsinhalte		Schule verw. Schülerbeurteilungen, um sie mit anderen Schülern, mit region. oder nation. Leistungen zu vergleichen		Rechenschaftslegung der Schulen gegenüber den Eltern: Nur hinsichtlich Schüler der gleichen Schule		Rechenschaftslegung d. Schulen gegenüber den Eltern: Zumindest gegenüber nationalen Vergleichsmaßstäben		Schulen veröffentlichen Leistungsdaten		Leistungsdaten werden zu Entscheidungen über die Allokation von Ressourcen für den Unterricht herangezogen		Schulaufsichtsbehörde beobachtet Leistungsdaten im Zeitverlauf		Die Schule beobachtet die Arbeit der Lehrkräfte durch Flexi- oder Beurteilungen der Schüler		Die Schule beobachtet die Arbeit der Lehrkräfte durch Unterrichtsbesuche von Kollegen, Schulleitern oder Inspektoren		
	Punkt-zahl-Veränd.	S.E.	Punkt-zahl-Veränd.	S.E.	Punkt-zahl-Veränd.	S.E.	Punkt-zahl-Veränd.	S.E.	Punkt-zahl-Veränd.	S.E.	Punkt-zahl-Veränd.	S.E.	Punkt-zahl-Veränd.	S.E.	Punkt-zahl-Veränd.	S.E.	Punkt-zahl-Veränd.	S.E.	Punkt-zahl-Veränd.	S.E.	Punkt-zahl-Veränd.	S.E.	
OECD-Länder																							
Australien	-7.3 (7.3)		-23.8 (8.5)		12.6 (10.9)		-6.5 (8.4)		5.1 (10.1)		7.2 (10.6)		16.7 (7.4)		11.7 (7.7)		-10.0 (9.9)		11.7 (7.0)		-12.6 (8.7)		
Österreich	-50.5 (14.3)		-16.0 (14.7)		17.3 (14.1)		38.6 (13.6)		-1.7 (15.1)		5.1 (17.7)		21.2 (20.3)		-6.3 (13.3)		43.2 (11.7)		8.3 (18.3)		-79.4 (21.2)		
Belgien	-34.8 (11.0)		19.3 (11.3)		0.5 (11.7)		4.2 (13.6)		71.2 (12.9)		23.2 (13.9)		57.4 (31.9)		-5.7 (16.2)		12.0 (11.7)		-25.9 (10.9)		29.8 (18.2)		
Kanada	8.3 (7.8)		5.4 (7.9)		-1.4 (6.3)		5.2 (8.4)		1.4 (8.1)		-2.6 (6.6)		5.4 (5.3)		-10.3 (4.8)		2.3 (8.5)		c		0.8 (5.7)		
Chile	-47.2 (16.1)		60.0 (23.3)		-17.0 (21.6)		-44.8 (14.0)		24.2 (28.4)		6.9 (23.9)		16.8 (15.7)		-3.5 (19.1)		-15.3 (17.9)		9.1 (18.8)		19.4 (25.2)		
Tschech. Rep.	29.5 (17.8)		34.9 (13.6)		-13.9 (10.1)		7.8 (10.9)		12.5 (15.2)		18.8 (14.7)		14.7 (9.5)		5.8 (22.5)		13.6 (9.1)		-8.3 (10.0)		7.4 (15.5)		
Dänemark	-23.4 (23.4)		-2.1 (6.2)		14.2 (7.2)		13.4 (6.0)		c		c		5.5 (5.7)		1.0 (6.2)		-17.6 (5.6)		1.3 (6.2)		-18.2 (9.8)		
Estland	-0.1 (9.8)		-17.8 (17.1)		2.5 (9.3)		-10.2 (14.3)		-0.3 (13.9)		5.9 (10.4)		5.2 (8.5)		-17.6 (9.9)		-10.5 (13.8)		-8.9 (7.8)		-17.1 (19.6)		
Finnland	-6.0 (19.2)		-9.4 (6.9)		7.4 (6.4)		1.5 (7.1)		-11.4 (22.3)		8.1 (6.3)		27.9 (16.1)		-5.4 (8.0)		-4.6 (6.9)		-9.2 (6.9)		-3.5 (6.0)		
Frankreich	w	w	w	w	w	w	w	w	w	w	w	w	w	w	w	w	w	w	w	w	w	w	w
Deutschland	-41.4 (13.1)		-18.6 (12.9)		1.1 (12.7)		41.8 (11.5)		-0.8 (14.2)		-0.8 (15.6)		44.5 (21.5)		-8.0 (13.5)		8.7 (12.7)		-7.4 (12.0)		1.5 (14.8)		
Griechenland	4.6 (15.6)		-6.0 (17.4)		-14.2 (17.0)		39.2 (16.5)		27.9 (16.6)		25.9 (21.0)		32.1 (14.2)		17.9 (16.8)		-24.4 (16.0)		-10.7 (19.2)		8.4 (17.6)		
Ungarn	44.1 (18.7)		29.2 (17.7)		-20.5 (14.6)		9.4 (14.9)		25.9 (19.4)		-4.4 (17.0)		10.1 (13.4)		-25.1 (17.1)		-6.0 (13.6)		-51.0 (16.9)		24.0 (28.0)		
Island	0.5 (9.8)		1.4 (15.0)		3.1 (18.6)		-3.7 (7.0)		-26.6 (15.7)		-12.5 (7.7)		-11.1 (8.2)		c		11.4 (7.8)		6.0 (7.4)		-2.3 (7.0)		
Irland	-7.5 (11.5)		-17.7 (12.4)		18.7 (13.8)		-9.1 (10.4)		15.1 (12.0)		21.1 (12.0)		10.4 (15.2)		4.8 (10.3)		-21.5 (10.5)		9.6 (9.8)		8.4 (12.9)		
Israel	21.9 (20.6)		-17.6 (20.8)		-31.0 (22.9)		-1.0 (18.1)		-107.1 (25.9)		-26.7 (15.3)		21.9 (17.8)		5.3 (17.5)		10.3 (17.5)		5.9 (31.5)		-5.4 (23.4)		
Italien	-28.3 (9.7)		-12.7 (10.6)		-26.9 (11.7)		8.6 (12.6)		-6.4 (17.2)		9.0 (22.5)		30.8 (14.2)		-23.8 (11.3)		-16.6 (13.8)		-2.0 (10.7)		19.1 (23.6)		
Japan	25.5 (14.1)		16.7 (15.4)		-32.8 (17.8)		37.8 (19.0)		49.7 (26.5)		46.2 (27.5)		29.2 (30.7)		-66.7 (29.2)		-7.7 (16.2)		21.6 (15.6)		-14.3 (20.4)		
Korea	41.5 (26.6)		-22.1 (25.6)		13.5 (20.3)		12.8 (18.7)		-34.8 (28.4)		-32.3 (20.0)		11.6 (21.5)		-25.9 (19.0)		-11.9 (14.2)		15.3 (16.4)		-61.6 (27.9)		
Luxemburg	10.3 (28.2)		19.6 (19.5)		5.0 (17.5)		-36.0 (22.4)		-27.5 (27.7)		-45.0 (31.1)		21.3 (20.9)		36.3 (23.2)		-2.5 (21.9)		-21.5 (18.8)		8.7 (18.2)		
Mexiko	9.5 (10.9)		21.6 (9.0)		16.1 (18.2)		-2.5 (10.4)		-6.9 (13.0)		-25.2 (13.0)		-3.1 (8.6)		10.8 (7.7)		13.6 (9.6)		13.5 (7.8)		1.7 (14.2)		
Niederlande	-7.6 (18.1)		-6.9 (17.1)		18.7 (12.9)		3.5 (12.9)		-2.4 (17.6)		-23.7 (25.1)		-3.7 (13.6)		12.3 (15.8)		25.1 (14.5)		27.1 (13.3)		-27.3 (15.8)		
Neuseeland	5.4 (13.9)		5.4 (36.9)		0.3 (22.9)		-6.8 (14.3)		70.2 (23.5)		19.3 (14.4)		1.5 (12.5)		-15.9 (10.2)		27.8 (22.3)		-8.3 (11.9)		-50.9 (9.0)		
Norwegen	-15.1 (11.5)		-2.9 (9.0)		8.6 (6.4)		-8.9 (8.3)		8.9 (12.0)		7.8 (11.0)		10.4 (6.7)		-11.0 (9.0)		20.8 (8.5)		2.7 (6.7)		-8.8 (7.5)		
Polen	17.0 (12.4)		8.2 (34.3)		5.1 (9.5)		-9.0 (9.5)		3.8 (31.5)		-9.1 (10.5)		12.3 (8.3)		9.1 (13.0)		-15.8 (17.3)		-12.1 (13.7)		-9.7 (34.3)		
Portugal	25.2 (10.4)		15.7 (13.5)		-0.1 (11.5)		-3.3 (9.6)		15.9 (11.3)		-0.3 (11.3)		-10.6 (9.7)		-14.4 (8.5)		-9.2 (11.0)		8.9 (9.4)		-1.3 (11.1)		
Slowak. Rep.	49.7 (17.8)		-22.4 (12.8)		8.6 (12.3)		-0.1 (10.4)		-7.8 (18.3)		-31.0 (13.9)		26.1 (8.8)		-21.3 (12.6)		13.3 (11.0)		-18.4 (10.7)		-18.9 (18.3)		
Slowenien	-15.9 (10.3)		2.1 (16.1)		5.2 (12.8)		-0.6 (9.9)		4.0 (16.3)		-11.4 (9.8)		20.9 (10.6)		-34.3 (18.1)		-36.4 (12.0)		4.9 (10.3)		18.6 (17.3)		
Spanien	5.4 (5.5)		-4.4 (6.4)		-3.2 (6.4)		16.2 (5.5)		-4.8 (5.7)		-6.7 (6.9)		5.7 (6.5)		-4.1 (5.2)		-2.5 (5.4)		1.5 (5.1)		6.9 (5.2)		
Schweden	-15.0 (17.1)		19.1 (17.4)		-14.0 (12.4)		5.8 (11.7)		-46.8 (23.3)		-15.7 (13.8)		-13.7 (9.5)		-6.6 (9.7)		3.2 (8.9)		2.9 (11.0)		10.9 (10.2)		
Schweiz	-7.3 (10.7)		-17.7 (8.2)		7.1 (7.7)		12.6 (8.8)		-20.7 (10.0)		-19.4 (9.5)		7.4 (10.2)		-0.9 (8.3)		29.7 (7.9)		-3.5 (8.6)		-5.6 (13.3)		
Türkei	0.1 (19.0)		-73.4 (13.3)		-4.8 (17.7)		66.3 (18.5)		71.5 (35.7)		71.2 (30.1)		43.3 (18.7)		-27.9 (20.9)		8.8 (16.9)		7.9 (19.9)		-41.5 (26.2)		
Ver. Königreich	-16.5 (8.1)		-37.8 (19.7)		2.0 (26.1)		20.5 (11.1)		16.7 (12.0)		4.5 (8.3)		-9.1 (12.5)		-15.2 (8.4)		-27.3 (11.0)		1.0 (12.1)		-47.1 (22.0)		
Ver. Staaten	-73.8 (28.3)		74.5 (19.6)		42.7 (23.1)		-22.9 (22.9)		36.6 (22.8)		9.6 (21.3)		-7.8 (26.7)		23.2 (21.1)		-49.2 (23.7)		-52.9 (34.1)		59.4 (39.3)		
OECD-Durchschnitt	-3.0 (2.8)		0.1 (3.0)		0.9 (2.6)		5.5 (2.3)		4.8 (3.5)		0.7 (3.0)		13.7 (2.7)		-6.6 (2.6)		-1.4 (2.4)		-2.5 (2.6)		-6.1 (3.3)		
Partnerländer																							
Albanien	4.2 (14.5)		52.3 (20.9)		6.5 (14.8)		-29.3 (11.5)		-7.9 (18.0)		-25.2 (16.6)		41.7 (16.1)		-28.3 (12.2)		18.6 (10.5)		-1.0 (14.5)		c		c
Argentinien	21.7 (18.5)		-19.8 (19.8)		0.5 (20.6)		1.2 (23.8)		-7.9 (24.5)		-5.0 (26.9)		-45.4 (20.8)		-8.0 (20.7)		-6.3 (22.1)		18.8 (18.0)		81.9 (29.9)		
Serbaisdtschan	73.0 (19.8)		14.0 (11.4)		2.1 (13.8)		29.6 (16.8)		19.0 (17.3)		c		-24.8 (12.6)		-1.3 (10.4)		-8.3 (11.7)		-58.4 (13.6)		-52.1 (37.6)		
Brasilien	-3.1 (11.8)		3.8 (26.7)		10.1 (14.5)		-56.5 (15.3)		-7.3 (22.0)		-30.9 (9.8)		18.9 (9.7)		3.8 (8.1)		21.1 (9.9)		12.1 (8.5)		5.0 (10.5)		
Bulgarien	-50.9 (20.5)		29.1 (25.3)		-32.9 (16.6)		30.5 (23.3)		-12.4 (27.3)		-35.8 (25.3)		40.0 (20.4)		-4.4 (15.9)		-14.6 (23.3)		-4.0 (22.2)		66.2 (68.4)		
Kolumbien	25.8 (12.0)		-2.2 (19.0)		-34.4 (11.9)		-25.6 (12.2)		4.1 (20.9)		9.2 (14.4)		22.9 (9.9)		0.7 (9.6)		12.0 (14.3)		12.1 (10.4)		-6.7 (13.4)		
Kroatien	5.2 (13.7)		5.5 (29.4)		-16.8 (18.3)		5.5 (15.3)		-24.1 (18.9)		c		34.8 (13.4)		4.9 (16.9)		-25.1 (13.6)		13.2 (14.2)		-35.0 (30.3)		
Dubai (VAE)	-6.2 (14.5)		-13.6 (23.6)		14.1 (23.9)		11.5 (14.8)		-14.5 (17.1)		-36.2 (17.0)		14.9 (13.2)		25.4 (14.7)		-5.7 (23.1)		-57.8 (20.5)		114.3 (32.2)		
Hongkong (China)	81.4 (20.9)		-26.4 (12.2)		-47.2 (18.5)		11.9 (8.9)		17.1 (12.1)		24.3 (13.3)		40.4 (9.4)		9.4 (9.8)		-0.2 (11.7)		-43.5 (10.9)		-70.3 (19.5)		
Indonesien	-11.4 (13.6)		1.0 (23.3)		23.5 (16.5)		-38.3 (12.0)		-6.9 (21.8)		-15.2 (20.5)		5.0 (8.7)		11.5 (15.9)		-10.1 (8.7)		-6.0 (10.2)		68.7 (13.6)		
Jordanien	-33.2 (13.0)		-16.0 (16.2)		23.7 (20.1)		35.9 (17.3)		-29.3 (13.4)		-43.0 (11.1)		-20.1 (14.9)		5.9 (11.0)		22.8 (12.5)		-1.2 (16.0)		c		c
Kasachstan	16.9 (16.2)		64.5 (12.6)		-1.0 (53.4)		-4.8 (16.4)		-44.8 (21.8)		-46.5 (19.0)		-27.7 (10.1)		2.4 (10.6)		25.3 (20.3)		1.5 (23.8)		c		c
Kirgisistan																							



[Teil 1/2]

Zusammenhang zwischen den Beurteilungs- und Rechenschaftslegungspolitiken der Schulen und den Leistungen im Bereich Lesekompetenz, unter Berücksichtigung des sozioökonomischen und demografischen Hintergrunds der Schüler und der Schulen

Tabelle IV.2.9c

		Beurteilungs- und Rechenschaftslegungspolitiken ¹																						
		Schule verwendet standardisierte Tests		Schule verwendet Schülerbeurteilungen zur Beobachtung der Fortschritte der Schule		Schule verwendet Schülerbeurteilungen zur Verbesserung des Unterrichts oder der Unterrichtsinhalte		Schule verw. Schülerbeurteilungen, um sie mit and. Schulen od. mit region. od. nation. Leistungen zu vergleichen		Rechenschaftslegung der Schulen gegenüber den Eltern: Nur hinsichtlich Schüler der gleichen Schule		Rechenschaftslegung d. Schüler gegenüber Eltern: gegenüber nation. od. region. Vergleichsmaßstäben		Schulen veröffentlichen Leistungsdaten		Leistungsdaten werden zu Entscheidungen über die Allokation von Ressourcen für den Unterricht herangezogen		Schulaufsichtsbehörde beobachtet Leistungsdaten im Zeitverlauf		Die Schule beobachtet die Arbeit der Lehrkräfte durch Tests oder Beurteilungen der Schüler		Die Schule beobachtet die Arbeit der Lehrkräfte durch Unterrichtsbesuche von Kollegen, Schulleitern oder Inspektoren		
		Punkt-zahl- veränd.	S.E.	Punkt-zahl- veränd.	S.E.	Punkt-zahl- veränd.	S.E.	Punkt-zahl- veränd.	S.E.	Punkt-zahl- veränd.	S.E.	Punkt-zahl- veränd.	S.E.	Punkt-zahl- veränd.	S.E.	Punkt-zahl- veränd.	S.E.	Punkt-zahl- veränd.	S.E.	Punkt-zahl- veränd.	S.E.	Punkt-zahl- veränd.	S.E.	
OECD-Länder	Australien	-5.1 (5.0)		2.5 (6.6)		-8.0 (6.2)		-14.1 (6.1)		-16.6 (8.2)		-0.5 (8.0)		0.8 (4.9)		2.8 (5.1)		1.3 (6.9)		10.4 (4.7)		-5.5 (5.4)		
	Österreich	-36.7 (8.5)		-21.2 (9.1)		6.6 (8.6)		26.7 (10.3)		2.6 (8.8)		-0.6 (11.1)		12.8 (14.5)		-13.5 (10.9)		16.5 (8.7)		0.3 (10.8)		-34.1 (13.0)		
	Belgien	-14.5 (7.0)		7.7 (6.2)		-5.7 (7.0)		10.0 (7.9)		25.6 (7.9)		-2.2 (6.8)		3.3 (9.8)		-8.2 (9.2)		-0.9 (6.9)		2.5 (6.4)		8.9 (9.4)		
	Kanada	2.0 (6.6)		-2.6 (6.6)		-0.6 (6.6)		2.9 (6.4)		-4.2 (6.2)		-1.3 (5.4)		0.7 (4.5)		0.4 (3.6)		2.2 (5.4)		c	c		-7.3 (4.7)	
	Chile	-15.5 (9.8)		23.1 (12.6)		-19.1 (13.7)		-21.0 (7.5)		21.8 (14.0)		12.6 (11.5)		5.7 (8.2)		0.8 (11.6)		0.2 (8.8)		-0.1 (9.5)		-4.7 (10.5)		
	Tschech. Rep.	9.7 (10.0)		-3.2 (8.4)		-2.3 (7.4)		2.6 (8.8)		1.4 (9.6)		-2.2 (10.7)		-1.2 (6.7)		-8.3 (12.9)		-1.0 (5.6)		1.3 (5.7)		16.8 (20.3)		
	Dänemark	-0.5 (15.1)		-1.7 (4.3)		4.5 (5.5)		7.1 (4.6)		c	c	c	c	1.4 (3.9)		1.9 (4.5)		-6.3 (3.9)		-1.0 (4.3)		-8.7 (5.8)		
	Estland	-4.0 (6.6)		-6.6 (10.8)		-5.1 (7.1)		-8.1 (8.5)		-4.6 (9.4)		6.8 (6.8)		6.2 (6.2)		-11.1 (8.3)		-8.8 (10.8)		-8.9 (6.0)		-26.1 (14.4)		
	Finnland	4.5 (16.5)		-10.9 (5.2)		4.0 (4.7)		2.8 (5.5)		-9.5 (14.8)		4.4 (5.1)		23.7 (16.9)		6.4 (6.9)		-2.2 (5.5)		-1.0 (6.4)		-6.9 (9.9)		
	Frankreich	w	w	w	w	w	w	w	w	w	w	w	w	w	w	w	w	w	w	w	w	w	w	w
	Deutschland	6.8 (8.2)		-16.8 (8.8)		2.9 (9.1)		10.7 (7.8)		6.5 (9.5)		10.6 (9.0)		-8.4 (11.5)		-4.7 (9.3)		21.0 (7.4)		-6.3 (8.1)		4.7 (7.6)		
	Griechenland	2.5 (12.3)		-3.2 (13.0)		-11.2 (13.6)		26.1 (13.3)		13.5 (11.9)		-7.1 (15.4)		8.8 (11.3)		6.8 (16.6)		-3.6 (12.1)		-5.8 (15.1)		10.8 (14.8)		
	Ungarn	15.9 (10.1)		8.1 (14.1)		-8.4 (7.8)		10.4 (9.4)		14.9 (10.3)		-19.6 (9.9)		3.8 (9.3)		-19.5 (11.5)		-8.9 (8.9)		-20.3 (10.4)		-17.5 (18.5)		
	Island	6.6 (11.6)		0.6 (14.7)		4.7 (16.1)		-6.6 (6.7)		-20.5 (13.9)		-2.1 (10.1)		-15.5 (8.0)		c		10.8 (8.0)		-1.7 (6.9)		0.5 (6.9)		
	Irland	-0.4 (8.3)		-13.2 (8.2)		15.3 (8.9)		-5.4 (7.8)		3.2 (8.4)		8.2 (9.4)		-5.4 (12.0)		3.5 (7.7)		-4.1 (8.5)		6.0 (7.9)		-4.1 (10.0)		
	Israel	13.5 (16.7)		-1.8 (15.7)		-16.1 (17.9)		21.1 (13.7)		-60.7 (21.0)		-7.8 (13.9)		-1.6 (14.2)		-14.2 (14.0)		11.4 (13.4)		-16.5 (24.4)		-32.0 (16.2)		
	Italien	-11.0 (6.0)		-17.0 (9.9)		-9.7 (9.0)		-4.7 (12.2)		-10.6 (13.2)		-7.0 (13.3)		9.1 (8.5)		-8.0 (8.3)		-3.3 (8.8)		-0.4 (8.5)		10.0 (9.5)		
	Japan	0.1 (9.8)		7.9 (10.1)		7.6 (10.2)		20.4 (13.2)		34.3 (11.5)		20.9 (13.4)		16.9 (23.5)		-36.1 (29.4)		22.3 (10.0)		-4.9 (11.4)		21.8 (13.2)		
	Korea	11.3 (14.6)		-32.7 (9.0)		12.1 (10.2)		17.2 (9.5)		-15.0 (16.0)		-9.9 (14.6)		17.3 (13.1)		-14.8 (10.5)		-15.4 (9.3)		-7.9 (9.8)		-46.3 (15.8)		
	Luxemburg	-36.9 (19.4)		8.0 (9.4)		8.3 (9.1)		-0.5 (11.9)		10.2 (15.3)		-10.6 (13.7)		0.5 (10.0)		10.5 (10.9)		-18.2 (9.2)		-6.8 (9.3)		-7.8 (10.8)		
	Mexiko	10.6 (8.9)		3.1 (8.7)		13.5 (15.5)		-9.0 (10.2)		4.0 (10.1)		2.7 (10.0)		-5.2 (7.5)		6.6 (6.6)		0.5 (8.6)		2.7 (6.4)		-7.1 (11.0)		
	Niederlande	-0.2 (11.6)		-7.1 (10.5)		6.6 (12.4)		-9.4 (10.7)		1.0 (15.2)		2.2 (13.5)		4.4 (8.7)		11.8 (11.1)		13.7 (9.4)		23.0 (10.4)		-17.6 (9.1)		
	Neuseeland	-5.3 (9.6)		11.7 (11.7)		2.0 (14.6)		-9.9 (11.3)		-0.5 (12.1)		-2.5 (9.1)		3.1 (6.9)		6.3 (6.1)		3.1 (10.9)		2.5 (6.0)		-3.4 (8.1)		
	Norwegen	-14.7 (11.3)		-2.8 (9.4)		10.0 (5.7)		-9.7 (8.0)		-0.4 (12.4)		6.1 (10.2)		8.9 (6.9)		-1.3 (8.7)		15.5 (7.8)		-0.9 (6.4)		-9.6 (7.6)		
	Polen	16.1 (18.0)		-7.6 (10.8)		7.6 (7.0)		-4.8 (4.9)		-15.6 (17.0)		0.3 (5.0)		0.6 (4.3)		-4.3 (9.0)		8.6 (8.7)		-22.7 (17.3)		10.2 (19.8)		
	Portugal	-2.4 (8.0)		7.0 (9.0)		4.3 (6.5)		-5.1 (6.3)		6.8 (7.1)		4.3 (6.9)		-2.0 (7.1)		-10.3 (6.3)		-9.0 (6.7)		-1.2 (6.2)		1.2 (8.5)		
	Slowak. Rep.	-1.7 (15.6)		-10.8 (9.2)		-7.9 (9.8)		6.4 (7.7)		-11.1 (12.4)		-20.0 (9.1)		8.8 (6.8)		-5.1 (8.0)		1.1 (9.7)		-8.7 (7.4)		15.3 (17.4)		
	Slowenien	7.2 (8.5)		-4.0 (14.5)		15.0 (12.0)		-1.9 (7.9)		-1.5 (11.0)		-6.5 (8.8)		5.6 (8.2)		-33.8 (19.8)		-18.2 (10.3)		-3.1 (8.6)		16.9 (10.9)		
	Spanien	-2.0 (4.1)		1.2 (5.5)		-3.1 (5.5)		4.7 (4.4)		-2.6 (4.2)		-5.2 (5.3)		2.4 (4.9)		-4.9 (3.9)		1.1 (4.3)		-5.7 (4.6)		2.8 (4.2)		
	Schweden	6.9 (10.7)		18.6 (9.1)		-8.4 (7.0)		-5.2 (5.3)		-18.2 (20.1)		-8.8 (7.1)		-3.8 (6.1)		-4.5 (5.3)		-2.8 (7.3)		-8.6 (7.6)		5.8 (6.1)		
	Schweiz	-2.4 (7.4)		-5.9 (6.2)		7.9 (5.8)		15.8 (6.2)		-9.7 (7.7)		-18.6 (7.2)		-21.7 (9.7)		0.1 (7.0)		15.5 (6.3)		-11.2 (7.1)		0.0 (9.9)		
	Türkei	14.3 (13.2)		-25.3 (16.7)		-7.4 (9.5)		-15.3 (12.9)		28.6 (15.9)		21.1 (14.2)		24.4 (11.4)		-6.9 (9.0)		2.9 (11.0)		11.3 (14.1)		-5.2 (16.7)		
	Ver. Königreich	3.3 (4.3)		-28.1 (11.9)		9.2 (10.5)		-2.2 (8.1)		12.4 (8.0)		0.7 (5.6)		-0.1 (5.4)		-4.7 (4.6)		23.0 (8.7)		-10.3 (5.8)		41.8 (13.8)		
Ver. Staaten	-18.0 (17.1)		54.7 (27.2)		5.0 (20.8)		6.5 (12.5)		-1.0 (14.3)		-8.5 (11.2)		28.5 (15.3)		-9.9 (9.2)		19.7 (25.8)		-2.6 (14.2)		27.9 (22.7)			
OECD-Durchschnitt	-1.2 (2.0)		-2.1 (2.0)		1.0 (1.8)		1.8 (1.6)		-0.6 (2.2)		-1.4 (1.8)		4.0 (1.8)		-5.2 (1.9)		2.7 (1.7)		-3.0 (1.8)		-1.5 (2.2)			
Partnerländer	Albanien	-11.7 (17.1)		47.6 (20.5)		5.6 (13.0)		-13.9 (12.3)		-0.3 (12.6)		-10.4 (13.3)		4.3 (10.6)		-25.8 (13.3)		11.1 (9.7)		-0.8 (16.2)		c	c	
	Argentinien	21.9 (12.4)		1.5 (13.6)		-8.7 (18.4)		-6.3 (14.1)		1.4 (15.2)		8.7 (11.8)		-12.3 (21.2)		1.2 (11.1)		-22.5 (12.7)		13.5 (11.9)		32.7 (26.4)		
	Aserbaidshjan	74.5 (23.2)		4.0 (12.4)		2.7 (13.6)		45.6 (13.0)		5.4 (14.3)		c	c	-25.0 (11.9)		9.0 (9.7)		-11.2 (11.8)		-68.6 (9.8)		-34.3 (31.6)		
	Brasilien	-4.9 (7.0)		-9.3 (12.9)		2.6 (11.9)		-18.3 (9.9)		3.9 (15.9)		-6.9 (5.8)		10.6 (6.3)		-4.3 (5.7)		12.3 (6.3)		1.6 (6.8)		-7.7 (8.1)		
	Bulgarien	-20.8 (11.7)		36.3 (16.1)		-12.3 (9.2)		8.9 (14.2)		7.2 (15.8)		1.0 (16.3)		18.7 (10.0)		-6.1 (9.7)		1.5 (9.7)		0.4 (15.1)		78.3 (56.2)		
	Kolumbien	4.7 (7.6)		2.8 (9.8)		-3.6 (7.6)		-4.3 (5.7)		-32.7 (13.2)		-9.7 (9.0)		18.5 (5.1)		-10.0 (5.0)		8.2 (6.0)		1.3 (5.4)		-13.3 (5.3)		
	Kroatien	-6.5 (8.7)		-5.7 (21.2)		-7.2 (7.7)		-4.1 (9.7)		-8.1 (8.7)		c	c	9.7 (9.1)		-3.7 (10.1)		11.4 (15.4)		2.2 (8.4)		19.0 (14.7)		
	Dubai (VAE)	22.3 (11.8)		-10.7 (12.9)		-16.5 (12.6)		11.8 (9.6)		5.9 (9.7)		-14.7 (10.5)		6.5 (9.4)		8.4 (9.3)		-15.7 (12.7)		-21.7 (13.3)		60.8 (21.0)		
	Hongkong (China)	66.5 (20.5)		-17.7 (11.1)		-13.1 (18.1)		10.8 (6.1)		8.6 (8.5)		22.6 (9.5)		15.9 (6.4)		13.3 (6.1)		-3.6 (6.1)		-23.1 (10.1)		-42.0 (16.6)		
	Indonesien	-15.1 (11.9)		7.2 (15.9)		17.2 (13.7)		-37.6 (8.8)		0.5 (17.3)		-5.9 (16.3)		-1.7 (7.3)		20.1 (14.1)		-10.6 (7.1)		-1.9 (8.6)		55.3 (16.1)		
	Jordanien	-21.2 (12.2)		-7.9 (13.1)		12.4 (15.9)		28.8 (17.3)		-14.5 (11.8)		-27.1 (11.9)		-16.3 (12.4)		1.0 (9.5)		23.9 (13.7)		-0.3 (12.6)		c	c	
	Kasachstan	9.6 (11.0)		30.6 (12.3)		-30.5 (35.3)		-9.9 (11.5)		-6.3 (25.0)		-5.3 (23.3)		-20.4 (9.1)		-3.9 (9.1)		16.9 (16.6)		-13.7 (16.1)		c	c	
	Kirgisistan	12.7 (15.8)		2.5 (12.3)		13.7 (10.5)		-34.4 (11.7)		23.7 (27.5)		21.7 (21.9)		17.3 (8.5)		-19.5 (10.3)		-28.9 (14.7)		15.6 (16.9)		c	c	
	Lettland	-7.8 (14.1)		-8.5 (9.1)		-12.0 (9.6)		-2.0 (10.3)		-18.4 (11.2)		-15.3 (6.4)		2.2 (6.5)		-4.3 (6.2)		6.3 (6.5)		-4.7 (7.4)		-28.7 (14.3)		
	Litauen	11.3 (14.6)		-32.7 (9.0)		12.1 (10.2)		17.2 (9.5)		-15.0 (16.0)		c	c	17.3 (13.1)		-14.8 (10.5)		-15.4 (9.3)		-7.9 (9.8)		-46.3 (15.8)		
	Macau (China)	-7.5 (9.1)		-1.7 (9.7)		c	c	-0.1 (9.6)		0.5 (11.1)		c	c	17.9 (11.3)		-16.8 (8.4)		8.7 (8.6)		-7.8 (9.6)		-20.2 (12.4)		
	Montenegro	-1.5 (9.4)		23.4 (10.6)		-12.5 (10.2)		-11.6 (9.3)		23.9 (13.2)		36.6 (12.4)		-0.6 (10.7)		0.7 (10.3)		-54.2 (34.5)		-10.2 (10.7)		-4.0 (35.1)		
	Panama	-18.3 (




[Teil 1/1]

Beurteilungs- und Rechenschaftslegungspolitiken der Schulsysteme und Zusammenhang zwischen den Leistungen im Bereich Lesekompetenz und dem sozioökonomischem Hintergrund der Schüler und der Schulen

Tabelle IV.2.10

	Modell für die Verwendung standardisierter Tests (Schätzungen der OLS-Regressionen)		Modell für die Verwendung von Schülerbeurteilungen (Schätzungen der OLS-Regressionen)		Modell für die Verwendung der Leistungsdaten der Schüler (Schätzungen der OLS-Regressionen)	
	Koeff.	S.E.	Koeff.	S.E.	Koeff.	S.E.
PISA-Index des wirtschaftlichen, sozialen und kulturellen Status (ESCS) der Schüler	6.73	(0.82)	6.82	(1.38)	7.11	(0.76)
x Prozentsatz der Schüler in Schulen, die standardisierte Tests verwenden (je zusätzliche 10%)	1.45	(0.11)				
x Prozentsatz der Schüler in Schulen, die standardisierte Tests zur Verbesserung des Unterrichts oder der Unterrichtsinhalte verwenden (je zusätzliche 10%)			14.18	(1.76)		
x Prozentsatz der Schüler in Schulen, in denen die Leistungsdaten von der Schulaufsichtsbehörde im Zeitverlauf verfolgt werden (je zusätzliche 10%)					15.84	(1.12)
Schuldurchschnitt auf dem PISA-Index des wirtschaftlichen, sozialen und kulturellen Status	92.28	(3.17)	111.71	(5.79)	109.87	(3.26)
x Prozentsatz der Schüler in Schulen, die standardisierte Tests verwenden (je zusätzliche 10%)	-4.65	(0.42)				
x Prozentsatz der Schüler in Schulen, die standardisierte Tests zur Verbesserung des Unterrichts oder der Unterrichtsinhalte verwenden (je zusätzliche 10%)			-69.86	(7.31)		
x Prozentsatz der Schüler in Schulen, in denen die Leistungsdaten von der Schulaufsichtsbehörde im Zeitverlauf verfolgt werden (je zusätzliche 10%)					-77.06	(4.72)
Schüler ist weiblich	36.04	(0.50)	36.08	(0.50)	35.95	(0.50)
Vom Schüler zu Hause gesprochene Sprache ist mit der Testsprache identisch	16.91	(1.29)	16.40	(1.24)	16.46	(1.22)
Schüler ohne Migrationshintergrund	10.99	(1.18)	11.25	(1.18)	11.05	(1.17)
Schule in einer Großstadt (ab 100 000 Einwohner)	-2.09	(1.22)	-1.90	(1.20)	-1.97	(1.19)
Schule in Kleinstadt oder Dorf (bis 15 000 Einwohner)	2.45	(1.16)	3.17	(1.15)	2.49	(1.15)
Schulgröße (je 100 Schüler)	1.54	(0.14)	1.63	(0.14)	1.49	(0.14)
Schulgröße (je 100 Schüler) (quadratiert)	-0.01	(0.00)	-0.01	(0.00)	-0.01	(0.00)
N	267 553		267 553		267 553	


Anmerkung: Auf der 5%-Ebene ($p < 0,05$) statistisch signifikante Werte sind in Fettdruck gekennzeichnet. Die Modelle beinhalten länderspezifische Konstanten, enthalten keine Interzeptschätzung, werden nur für die OECD-Länder durchgeführt und verwenden BRR-Gewichtungen zur Berücksichtigung des Stichprobenaufbaus. Alle Länder werden gleich gewichtet.

StatLink  <http://dx.doi.org/10.1787/888932343285>

[Teil 1/1]
Zusammenhang zwischen dem Schuldurchschnitt auf dem PISA-Index des wirtschaftlichen, sozialen und kulturellen Status und den Schulressourcen

Tabelle IV.2.11

		Korrelation zwischen dem Durchschnitt der Schulen auf dem PISA-Index des wirtschaftlichen, sozialen und kulturellen Status und ihren Ressourcen									
		Durchschnittliche Klassengröße in der Schule		Lernzeit der Schüler in der Schule im Testsprachenunterricht		Index der außer-curricularen Aktivitäten (höhere Werte stehen für mehr Aktivitäten)		Index des Lehrermangels (höhere Werte stehen für größeren Mangel)		Index der Ausstattung der Schulen mit Lehr- und Sachmitteln (höhere Werte stehen für bessere Ressourcen)	
		Korrelation	S.E.	Korrelation	S.E.	Korrelation	S.E.	Korrelation	S.E.	Korrelation	S.E.
OECD-Länder	Australien	0.26	(0.0)	-0.11	(0.1)	0.26	(0.0)	-0.28	(0.1)	0.31	(0.0)
	Österreich	0.40	(0.1)	0.00	(0.1)	0.41	(0.1)	-0.01	(0.1)	0.03	(0.1)
	Belgien	0.71	(0.0)	0.24	(0.1)	0.29	(0.1)	-0.17	(0.1)	0.02	(0.1)
	Kanada	0.23	(0.1)	-0.09	(0.0)	0.26	(0.0)	-0.15	(0.0)	0.18	(0.0)
	Chile	-0.01	(0.1)	0.00	(0.1)	0.30	(0.1)	-0.06	(0.1)	0.36	(0.1)
	Tschech. Rep.	0.38	(0.0)	-0.23	(0.0)	0.24	(0.1)	-0.34	(0.1)	0.00	(0.1)
	Dänemark	0.30	(0.1)	-0.03	(0.1)	0.16	(0.1)	-0.23	(0.1)	0.04	(0.1)
	Estland	0.61	(0.1)	0.00	(0.1)	0.06	(0.1)	-0.05	(0.1)	0.10	(0.1)
	Finnland	0.17	(0.1)	0.19	(0.1)	0.06	(0.1)	0.03	(0.1)	0.13	(0.1)
	Frankreich	0.72	(0.0)	0.18	(0.1)	w	w	w	w	w	w
	Deutschland	0.48	(0.0)	-0.49	(0.0)	0.40	(0.1)	-0.11	(0.1)	0.06	(0.1)
	Griechenland	0.39	(0.1)	0.00	(0.1)	0.29	(0.1)	-0.19	(0.0)	0.16	(0.1)
	Ungarn	0.46	(0.1)	0.12	(0.1)	0.30	(0.1)	-0.08	(0.1)	0.11	(0.1)
	Island	0.47	(0.0)	0.07	(0.0)	0.30	(0.0)	-0.38	(0.0)	0.06	(0.0)
	Irland	0.47	(0.1)	-0.20	(0.1)	0.08	(0.1)	-0.16	(0.1)	0.16	(0.1)
	Israel	0.30	(0.1)	-0.30	(0.1)	0.34	(0.1)	-0.07	(0.1)	0.25	(0.1)
	Italien	0.41	(0.0)	-0.28	(0.0)	0.34	(0.0)	0.02	(0.0)	0.15	(0.0)
	Japan	0.35	(0.1)	0.61	(0.0)	0.46	(0.1)	-0.04	(0.1)	0.17	(0.1)
	Korea	0.40	(0.1)	0.23	(0.1)	0.13	(0.1)	-0.02	(0.1)	-0.04	(0.1)
	Luxemburg	0.52	(0.0)	0.01	(0.0)	0.56	(0.0)	-0.33	(0.0)	0.13	(0.0)
	Mexiko	0.31	(0.0)	0.09	(0.0)	0.31	(0.0)	-0.26	(0.0)	0.59	(0.0)
	Niederlande	0.62	(0.0)	-0.47	(0.1)	0.35	(0.1)	0.06	(0.1)	0.06	(0.1)
	Neuseeland	0.22	(0.1)	-0.07	(0.1)	0.29	(0.1)	-0.19	(0.1)	0.16	(0.1)
	Norwegen	0.26	(0.1)	0.05	(0.1)	0.15	(0.1)	-0.23	(0.1)	0.14	(0.1)
	Polen	0.18	(0.1)	0.13	(0.1)	0.12	(0.1)	-0.05	(0.1)	0.06	(0.1)
	Portugal	0.54	(0.0)	-0.20	(0.1)	0.01	(0.1)	-0.09	(0.1)	0.24	(0.1)
	Slowak. Rep.	0.36	(0.1)	-0.24	(0.1)	0.13	(0.1)	-0.20	(0.1)	-0.05	(0.1)
	Slowenien	0.38	(0.0)	0.37	(0.0)	0.29	(0.0)	-0.02	(0.0)	0.13	(0.0)
	Spanien	0.48	(0.0)	-0.12	(0.1)	0.22	(0.1)	-0.02	(0.0)	0.10	(0.0)
	Schweden	0.32	(0.1)	-0.15	(0.1)	-0.01	(0.1)	-0.12	(0.1)	0.26	(0.1)
	Schweiz	0.43	(0.1)	0.00	(0.1)	0.34	(0.1)	-0.16	(0.1)	0.10	(0.1)
Türkei	-0.10	(0.1)	0.28	(0.1)	0.38	(0.1)	0.01	(0.1)	0.05	(0.1)	
Ver. Königreich	0.01	(0.1)	-0.19	(0.1)	0.14	(0.1)	-0.15	(0.1)	0.00	(0.1)	
Ver. Staaten	-0.18	(0.1)	0.10	(0.1)	0.16	(0.1)	-0.28	(0.1)	0.22	(0.1)	
OECD-Durchschnitt	0.35	(0.0)	-0.02	(0.0)	0.25	(0.0)	-0.13	(0.0)	0.13	(0.0)	
Partnerländer	Albanien	0.24	(0.1)	0.03	(0.1)	0.42	(0.1)	-0.38	(0.1)	0.44	(0.1)
	Argentinien	0.22	(0.1)	-0.06	(0.1)	0.34	(0.1)	-0.21	(0.1)	0.51	(0.1)
	Aserbaidschan	0.48	(0.1)	0.02	(0.1)	-0.02	(0.1)	-0.10	(0.1)	0.19	(0.1)
	Brasilien	0.25	(0.0)	-0.03	(0.0)	0.40	(0.0)	-0.37	(0.0)	0.52	(0.0)
	Bulgarien	0.27	(0.1)	-0.19	(0.1)	0.28	(0.1)	0.19	(0.1)	0.09	(0.1)
	Kolumbien	0.01	(0.1)	-0.11	(0.1)	0.29	(0.1)	-0.30	(0.1)	0.53	(0.1)
	Kroatien	0.20	(0.1)	0.14	(0.1)	0.41	(0.1)	-0.19	(0.1)	0.09	(0.1)
	Dubai (VAE)	-0.29	(0.0)	0.04	(0.0)	-0.04	(0.0)	-0.20	(0.0)	0.35	(0.0)
	Hongkong (China)	-0.15	(0.1)	-0.26	(0.1)	0.14	(0.1)	-0.17	(0.1)	0.06	(0.1)
	Indonesien	0.11	(0.1)	-0.04	(0.1)	0.37	(0.1)	-0.35	(0.1)	0.44	(0.1)
	Jordanien	-0.12	(0.1)	0.14	(0.1)	0.25	(0.1)	-0.24	(0.1)	0.26	(0.1)
	Kasachstan	0.42	(0.1)	0.18	(0.1)	0.14	(0.1)	-0.07	(0.1)	0.21	(0.1)
	Kirgistan	0.37	(0.1)	0.35	(0.1)	0.20	(0.1)	0.07	(0.1)	0.26	(0.1)
	Lettland	0.71	(0.0)	0.16	(0.1)	0.09	(0.1)	0.07	(0.1)	0.15	(0.1)
	Litauen	0.56	(0.0)	0.10	(0.1)	0.31	(0.1)	-0.06	(0.1)	-0.01	(0.1)
	Macau (China)	0.04	(0.0)	0.25	(0.0)	0.27	(0.0)	-0.01	(0.0)	0.26	(0.0)
	Montenegro	0.33	(0.0)	0.56	(0.1)	0.27	(0.0)	-0.12	(0.0)	-0.11	(0.0)
	Panama	0.31	(0.1)	0.27	(0.1)	0.16	(0.1)	-0.24	(0.1)	0.67	(0.1)
	Peru	0.27	(0.1)	-0.04	(0.1)	0.35	(0.1)	-0.35	(0.1)	0.52	(0.1)
	Katar	-0.29	(0.0)	-0.04	(0.0)	0.02	(0.0)	0.02	(0.0)	0.23	(0.0)
	Rumänien	0.46	(0.1)	0.45	(0.1)	0.28	(0.1)	-0.18	(0.1)	0.20	(0.1)
	Russ. Föderation	0.51	(0.1)	0.12	(0.1)	0.27	(0.1)	-0.12	(0.1)	0.26	(0.1)
	Serbien	0.32	(0.1)	0.56	(0.0)	0.19	(0.1)	-0.27	(0.0)	-0.01	(0.1)
	Shanghai (China)	0.15	(0.1)	-0.05	(0.1)	0.32	(0.1)	-0.18	(0.1)	0.16	(0.1)
	Singapur	-0.30	(0.0)	-0.30	(0.0)	0.23	(0.0)	-0.29	(0.0)	0.10	(0.0)
	Chinesisch Taipeh	0.13	(0.1)	0.28	(0.1)	0.25	(0.1)	-0.17	(0.1)	0.19	(0.1)
	Thailand	0.57	(0.0)	-0.25	(0.0)	0.38	(0.1)	-0.08	(0.1)	0.39	(0.1)
Trinidad und Tobago	0.55	(0.0)	-0.01	(0.0)	0.45	(0.0)	-0.21	(0.0)	0.11	(0.0)	
Tunesien	0.30	(0.1)	-0.31	(0.1)	0.10	(0.1)	0.07	(0.1)	0.13	(0.1)	
Uruguay	0.11	(0.1)	-0.19	(0.0)	0.22	(0.1)	-0.25	(0.0)	0.33	(0.1)	

Anmerkung: Statistisch signifikante Werte sind in Fettdruck gekennzeichnet (Anhang A3). Korrelationen über 0,3 werden als moderat betrachtet und sind blau markiert. Korrelationen unter -0,3 werden als moderat betrachtet und sind grau markiert.
 StatLink  <http://dx.doi.org/10.1787/888932343285>



[Teil 1/1]

Varianz der Leistungen im Bereich Lesekompetenz innerhalb und zwischen den Schulen und durch Bildungsinvestitionen erklärte Varianz

Tabelle IV.2.12a

	Varianz		Verbleibende Varianz								Varianzzerlegung, ausgedrückt als Prozentsatz der durchschnittl. Varianz der Schülerleistungen im OECD-Vergleich			Varianz innerhalb der Schulen, ausgedrückt als Prozentsatz der durchschnittlichen innerschulischen Varianz der Schülerleistungen im OECD-Vergleich						Varianz zwischen den Schulen, ausgedrückt als Prozentsatz der durchschnittlichen zwischenschulischen Varianz der Schülerleistungen im OECD-Vergleich		
	Empty Model (oder Nullmodell)	%	Modell mit demografischem und sozioökonomischem Hintergrund ¹		Modell mit Bildungsinvestitionen ²		Modell mit demografischem und sozioökonom. Hintergrund und Variablen auf Schulebene ³		Gesamtvarianz der Schülerleistungen	Varianz innerhalb der Schulen als % der Gesamtvarianz	Varianz zwischen den Schulen als % der Gesamtvarianz	Allein durch den sozioökonom. Hintergrund der Schüler und der Schulen erklärt	Allein durch die Bildungsinvestitionen erklärt	Durch den sozioökonom. und demograf. Hintergrund der Schüler und der Schulen sowie durch die Bildungsinvestitionen erklärt	Verbleibende Varianz innerhalb der Schulen	Allein durch den sozioökonom. und demograf. Hintergrund der Schüler und der Schulen erklärt	Allein durch die Bildungsinvestitionen erklärt	Durch den sozioökonom. und demograf. Hintergrund der Schüler und der Schulen sowie durch die Bildungsinvestitionen erklärt	Verbleibende Varianz zwischen den Schulen			
			Innerh. d. Sch.	Zwisch. d. Sch.	Innerh. d. Sch.	Zwisch. d. Sch.	Innerh. d. Sch.	Zwisch. d. Sch.												Innerh. d. Sch.	Zwisch. d. Sch.	%
OECD-Länder																						
Australien	7 631	2 692	6 997	880	7 569	1 246	6 914	710	112	83	29	7.1	0.9	-0.2	75.1	5.8	1.8	13.9	7.7			
Österreich	4 454	5 588	4 255	2 262	4 433	3 773	4 254	1 942	108	48	60	1.9	0.0	0.2	46.2	19.9	3.5	16.2	21.1			
Belgien	4 833	5 343	4 612	1 643	4 725	2 221	4 530	1 131	111	53	58	2.1	0.9	0.3	49.2	11.8	5.6	28.4	12.3			
Kanada	6 780	1 877	6 238	986	6 722	1 271	6 192	832	94	74	20	5.8	0.5	0.1	67.2	4.8	1.7	4.9	9.0			
Chile	4 005	4 893	3 886	1 219	3 997	1 339	3 863	605	97	44	53	1.5	0.2	-0.2	42.0	8.0	6.7	31.9	6.6			
Tschech. Rep.	4 428	4 249	4 136	1 135	4 459	1 871	4 138	777	94	48	46	3.5	0.0	-0.3	44.9	11.9	3.9	21.9	8.4			
Dänemark	6 012	1 134	5 254	328	5 991	620	5 249	240	78	65	12	8.1	0.1	0.2	57.0	4.1	1.0	4.6	2.6			
Estland	5 595	1 557	4 991	681	5 469	888	4 907	491	78	61	17	6.1	0.9	0.5	53.3	4.3	2.1	5.2	5.3			
Finnland	6 993	665	6 541	458	6 744	389	5 533	256	83	76	7	13.2	1.2	1.5	60.1	1.4	2.2	0.8	2.8			
Frankreich	w	w	w	w	w	w	w	w	w	w	w	w	w	w	w	w	w	w	w			
Deutschland	3 890	5 890	3 558	1 708	3 871	3 207	3 556	1 400	106	42	64	3.4	0.0	0.2	38.6	19.6	3.3	25.8	15.2			
Griechenland	5 558	4 745	5 126	2 165	5 570	2 170	5 122	1 655	112	60	52	4.9	0.1	-0.2	55.6	5.6	5.5	22.4	18.0			
Ungarn	2 923	5 846	2 792	1 717	2 925	2 758	2 792	1 088	95	32	64	1.4	0.0	0.0	30.3	18.1	6.8	26.7	11.8			
Inland	8 186	1 348	7 186	1 015	7 844	998	6 999	775	104	89	15	9.2	2.0	1.7	76.0	2.4	2.6	1.2	8.4			
Irland	6 966	2 805	6 408	1 145	6 676	1 477	6 178	929	106	76	30	5.4	2.5	0.7	67.1	6.0	2.3	12.1	10.1			
Israel	6 615	6 250	6 312	3 230	6 547	2 425	6 236	1 636	140	72	68	3.4	0.8	-0.1	67.7	8.6	17.3	24.2	17.8			
Italien	4 085	6 695	3 905	2 880	4 079	2 816	3 896	2 065	117	44	73	2.0	0.1	0.0	42.3	8.2	8.9	33.3	22.4			
Japan	5 386	5 087	5 248	2 255	5 380	2 205	5 209	1 767	114	59	55	1.9	0.4	-0.4	56.6	4.8	5.3	26.0	19.2			
Korea	5 283	2 741	4 829	1 038	5 277	1 340	4 810	751	87	57	30	5.1	0.2	-0.1	52.2	6.4	3.1	12.1	8.2			
Luxemburg	6 906	5 335	6 112	610	6 694	1 470	5 941	208	133	75	58	8.2	1.9	0.4	64.5	13.7	4.4	37.6	2.3			
Mexiko	3 869	5 383	3 723	1 964	3 888	1 432	3 722	1 172	81	42	39	1.8	0.0	-0.2	40.4	2.8	8.6	14.8	12.7			
Niederlande	2 795	5 107	2 670	2 224	2 764	1 384	2 645	1 169	86	30	55	1.3	0.3	0.1	28.7	2.3	11.5	29.0	12.7			
Neuseeland	8 228	2 622	6 974	530	7 963	1 466	6 820	343	118	89	28	12.4	1.7	1.2	74.1	12.2	2.0	10.5	3.7			
Norwegen	7 598	874	6 455	669	7 525	517	6 420	468	92	83	9	12.0	0.4	0.4	69.7	0.5	2.2	1.7	5.1			
Polen	6 869	1 585	5 582	458	6 817	703	5 578	361	92	75	17	13.4	0.0	0.5	60.6	3.7	1.1	8.5	3.9			
Portugal	5 191	2 565	4 666	883	4 983	765	4 520	550	84	56	28	5.0	1.6	0.7	49.1	2.3	3.6	15.9	6.0			
Slowak. Rep.	4 565	2 989	3 972	1 151	4 565	1 269	3 965	844	82	50	32	6.5	0.1	-0.1	43.1	4.6	3.3	15.3	9.2			
Slowenien	3 102	4 142	2 941	1 818	3 073	1 482	2 922	881	79	34	45	1.6	0.2	0.1	31.7	6.5	10.2	18.7	9.6			
Spanien	6 048	1 690	5 390	816	5 950	1 286	5 330	788	84	66	18	6.7	0.7	0.4	57.9	5.4	0.3	4.1	8.6			
Schweden	8 290	1 877	7 007	605	8 099	1 075	6 919	451	110	90	20	12.8	1.0	1.1	75.1	6.8	1.7	7.0	4.9			
Schweiz	5 652	2 740	5 115	1 100	5 464	1 550	4 978	779	91	61	30	5.3	1.5	0.5	54.1	8.4	3.5	9.4	8.5			
Türkei	3 245	6 536	2 958	1 375	3 236	1 917	2 940	832	106	35	71	3.2	0.2	-0.1	31.9	11.8	5.9	44.3	9.0			
Ver. Königreich	6 684	2 775	6 275	635	6 073	1 215	5 787	490	103	73	30	3.1	5.3	1.3	62.9	7.9	1.6	15.4	5.3			
Ver. Staaten	6 476	3 638	6 041	838	6 459	1 192	5 975	460	110	70	40	5.2	0.7	-0.5	64.9	8.0	4.1	22.5	5.0			
OECD-Durchschnitt	5 591	3 616	5 068	1 285	5 510	1 568	4 995	874	100	61	39	5.6	0.8	0.3	54.3	7.5	4.5	17.2	9.5			
Partnerländer																						
Albanien	7 105	3 127	6 150	1 339	7 067	1 595	6 129	1 113	111	77	34	10.2	0.2	0.2	66.6	5.2	2.5	14.2	12.1			
Argentinien	5 523	8 456	5 201	3 238	5 525	3 569	5 201	2 181	152	60	92	3.5	0.0	0.0	56.5	15.1	11.5	41.6	23.7			
Aserbaidschan	3 459	2 490	3 287	2 054	3 464	1 868	3 285	1 694	65	38	27	2.0	0.0	-0.1	35.7	1.9	3.9	2.8	18.4			
Brasilien	4 702	4 417	4 514	1 770	4 724	2 194	4 511	1 372	99	51	48	2.3	0.0	-0.3	49.0	8.9	4.3	19.8	14.9			
Bulgarien	6 439	6 418	5 794	2 053	6 423	3 634	5 770	1 384	140	70	70	7.1	0.3	-0.1	62.7	24.4	7.3	23.0	15.0			
Kolumbien	4 813	3 162	4 711	688	4 814	784	4 682	528	87	52	34	1.4	0.3	-0.3	50.9	2.8	1.7	24.1	5.7			
Kroatien	4 473	4 045	4 183	1 391	4 455	917	4 158	506	93	49	44	3.2	0.3	-0.1	45.2	4.5	9.6	24.4	5.5			
Dubai (VAE)	5 439	5 732	5 121	2 472	5 409	2 334	5 118	1 598	121	59	62	3.2	0.0	0.3	55.6	8.0	9.5	27.4	17.4			
Hongkong (China)	4 360	3 143	4 183	1 270	4 230	1 237	4 066	803	82	47	34	1.8	1.3	0.1	44.2	4.7	5.1	15.6	8.7			
Indonesien	2 298	1 749	2 117	1 181	2 293	933	2 111	819	44	25	19	2.0	0.1	0.0	22.9	1.2	3.9	4.9	8.9			
Jordanien	5 461	3 312	5 186	1 727	5 469	1 344	5 165	1 103	95	59	36	3.3	0.2	-0.3	56.1	2.6	6.8	14.6	12.0			
Kasachstan	5 078	2 887	4 456	1 542	5 065	1 579	4 437	1 099	87	55	31	6.8	0.2	-0.1	48.2	5.2	4.8	9.4	11.9			
Kirgisistan	5 901	3 266	5 126	1 398	5 921	921	5 116	746	100	64	35	8.7	0.1	-0.3	55.6	1.9	7.1	18.4	8.1			
Lettland	5 200	1 391	4 491	634	5 187	591	4 466	431	72	57	15	7.8	0.3	-0.1	48.5	1.7	2.2	6.5	4.7			
Litauen	5 190	1 864	4 263	828	5 167	1 322	4 257	774	77	56	20	9.9	0.1	0.2	46.2	6.0	0.6	5.3	8.4			
Macau (China)	4 179	2 882	4 000	775	4 105	580	3 928	428	77	45	31	1.9	0.8	0.0	42.7	1.6	3.8	21.2	4.7			
Montenegro	5 587	3 150	5 124	683	5 456	608	5 043	354	95	61	34	4.5	0.9	0.5	54.8	2.8	3.6	24.0	3.8			
Panama	4 213	5 942	4 103	2 647	4 190	1 717	4 095	1 390	110	46	65	1.0	0.1	0.2	44.5	3.6	13.7	32.2	15.1			
Peru	4 623	5 886	4 524	1 316	4 608	2 149	4 500	805	114	50	64	1.2	0.3	-0.1	48.9	14.6	5.6	35.0	8.7			
Katar	5 891	6 676	5 520	3 383	5 856	2 721	5 515	1 850	137	64	73	3.7	0.1	0.3	59.9	9.5	16.7	26.3	20.1			
Rumänien	3 832	4 057	3 678	2 308	3 770	1 475	3 647	890	86	42	44	1.3	0.3	0.3	39.6	6.4	15.4	12.6	9.7			
Russ. Föderation	5 826	1 96																				

[Teil 1/2]


Zusammenhang zwischen Bildungsinvestitionen und Schülerleistungen im Bereich

Tabelle IV.2.12b Lesekompetenz

	Bildungsinvestitionen (Schülerebene) ¹		Bildungsinvestitionen (Schulebene) ¹																
	Klassengröße	Lernzeit der Schüler im Testsprachenunterricht	Lernzeit der Schüler im Mathematik- und Naturwissenschaftsunterricht	Prozentsatz der Schüler, die Unterricht außerhalb der Schulzeit besuchen (Neigungskurse, Zusatzunterricht)		Prozentsatz der Schüler, die Unterricht außerhalb der Schulzeit besuchen (Nachhilfe)		Prozentsatz der Schüler, die maximal 1 Jahr an Vorschulunterricht teilgenommen haben											
				Punktzahlveränd.	S.E.	Punktzahlveränd.	S.E.	Punktzahlveränd.	S.E.	Punktzahlveränd.	S.E.								
OECD-Länder																			
Australien	2.7	(0.3)	-0.5	(0.2)	0.2	(0.1)	0.2	(0.5)	-0.1	(0.6)	2.1	(0.7)							
Österreich	-0.3	(0.4)	-0.5	(0.2)	0.1	(0.1)	-0.3	(0.6)	0.3	(0.4)	-1.2	(0.9)							
Belgien	2.8	(0.4)	-0.6	(0.1)	0.3	(0.1)	-1.0	(0.3)	1.1	(0.4)	-0.9	(0.7)							
Kanada	1.7	(0.2)	-0.1	(0.1)	0.0	(0.0)	0.0	(0.2)	-0.5	(0.3)	0.7	(0.3)							
Chile	-0.4	(0.4)	-0.4	(0.1)	0.4	(0.1)	-0.8	(0.3)	-0.2	(0.3)	-0.5	(0.3)							
Tschech. Rep.	0.2	(0.4)	-0.7	(0.1)	0.3	(0.0)	-0.7	(0.3)	0.2	(0.3)	0.1	(0.8)							
Dänemark	-0.4	(0.5)	-0.2	(0.1)	0.1	(0.0)	-0.6	(0.3)	-0.7	(0.4)	0.9	(0.6)							
Estland	2.8	(0.4)	0.1	(0.2)	0.0	(0.1)	-0.3	(0.3)	-0.2	(0.3)	0.6	(0.5)							
Finnland	4.4	(0.6)	0.0	(0.1)	0.1	(0.0)	-1.1	(0.4)	-1.2	(0.2)	-1.3	(0.3)							
Frankreich	w	w	w	w	w	w	w	w	w	w	w	w							
Deutschland	0.4	(0.4)	-0.6	(0.2)	0.2	(0.1)	-0.5	(0.5)	-0.7	(0.5)	1.6	(1.4)							
Griechenland	0.1	(0.8)	0.1	(0.1)	0.3	(0.2)	1.4	(0.4)	-0.2	(0.6)	-0.6	(0.8)							
Ungarn	-0.2	(0.3)	0.1	(0.2)	0.1	(0.1)	0.5	(0.3)	-0.6	(0.3)	2.5	(1.1)							
Island	4.4	(0.7)	-0.2	(0.1)	0.2	(0.1)	-0.8	(0.3)	-0.2	(0.4)	0.3	(0.9)							
Irland	4.0	(0.4)	-0.8	(0.3)	0.2	(0.2)	1.0	(0.5)	-1.2	(0.7)	0.2	(0.5)							
Israel	1.4	(0.3)	-0.1	(0.1)	0.2	(0.1)	1.0	(0.5)	-3.9	(0.5)	-1.2	(1.2)							
Italien	-0.5	(0.2)	-0.2	(0.1)	-0.1	(0.0)	0.3	(0.3)	-0.4	(0.2)	1.1	(0.6)							
Japan	-2.0	(0.8)	0.0	(0.1)	0.3	(0.1)	0.3	(0.5)	0.6	(0.3)	-3.0	(3.1)							
Korea	1.6	(2.3)	0.1	(0.2)	0.2	(0.1)	0.4	(0.3)	0.3	(0.2)	0.8	(1.2)							
Luxemburg	4.4	(1.4)	-0.1	(0.3)	0.1	(0.1)	-2.3	(1.6)	-0.1	(0.8)	2.1	(2.4)							
Mexiko	-0.1	(0.2)	0.0	(0.1)	0.1	(0.0)	-0.8	(0.3)	-0.4	(0.3)	0.6	(0.2)							
Niederlande	1.3	(0.3)	-1.0	(0.2)	0.5	(0.1)	-1.6	(0.4)	0.6	(0.4)	0.3	(1.2)							
Neuseeland	3.7	(0.4)	-1.2	(0.4)	0.5	(0.1)	0.0	(0.6)	-1.6	(0.8)	-0.2	(0.7)							
Norwegen	1.1	(0.5)	c	c	c	c	0.1	(0.3)	-2.2	(0.5)	0.7	(0.6)							
Polen	2.1	(0.8)	-0.3	(0.2)	0.1	(0.1)	0.5	(0.2)	-0.6	(0.2)	0.7	(0.9)							
Portugal	3.7	(0.5)	-0.2	(0.1)	0.2	(0.0)	0.1	(0.3)	-0.4	(0.2)	0.4	(0.4)							
Slowak. Rep.	-0.1	(0.5)	-0.7	(0.1)	0.2	(0.0)	0.0	(0.2)	0.2	(0.2)	1.2	(0.4)							
Slowenien	0.5	(0.4)	0.6	(0.1)	0.5	(0.1)	-0.5	(0.2)	-0.6	(0.2)	0.0	(0.2)							
Spanien	2.0	(0.3)	-0.2	(0.1)	0.0	(0.0)	0.4	(0.2)	-0.2	(0.2)	-0.1	(0.4)							
Schweden	3.3	(0.4)	-0.4	(0.1)	0.1	(0.1)	0.3	(0.3)	-1.3	(0.6)	1.2	(0.7)							
Schweiz	4.1	(0.6)	-0.1	(0.1)	0.0	(0.1)	-1.1	(0.2)	0.6	(0.3)	1.8	(1.3)							
Türkei	0.2	(0.3)	0.7	(0.2)	0.1	(0.1)	1.5	(0.6)	-1.9	(0.6)	1.1	(0.9)							
Ver. Königreich	5.1	(0.3)	-0.3	(0.1)	0.4	(0.1)	0.4	(0.3)	-1.2	(0.2)	1.9	(0.6)							
Ver. Staaten	0.8	(0.3)	0.0	(0.2)	0.0	(0.1)	-2.4	(0.5)	0.2	(0.4)	-7.8	(3.1)							
OECD-Durchschnitt	1.7	(0.1)	-0.2	(0.0)	0.2	(0.0)	-0.2	(0.1)	-0.5	(0.1)	0.2	(0.2)							
Partnerländer																			
Albanien	0.9	(0.3)	-0.2	(0.2)	0.2	(0.1)	1.0	(0.3)	-1.0	(0.3)	-0.7	(0.4)							
Argentinien	-0.4	(0.3)	-0.3	(0.1)	0.1	(0.1)	-2.3	(0.7)	1.4	(0.6)	1.2	(0.4)							
Aserbaidschan	0.0	(0.3)	0.1	(0.1)	0.2	(0.1)	0.8	(0.5)	-1.4	(0.4)	1.1	(0.5)							
Brasilien	-0.3	(0.2)	-0.2	(0.2)	0.2	(0.1)	-0.1	(0.2)	-0.6	(0.2)	0.3	(0.3)							
Bulgarien	1.1	(0.5)	-0.3	(0.3)	-0.1	(0.2)	-0.4	(0.5)	-0.7	(0.4)	0.3	(0.7)							
Kolumbien	-1.1	(0.3)	-0.2	(0.1)	0.1	(0.0)	-0.2	(0.3)	-0.8	(0.3)	1.0	(0.3)							
Kroatien	1.1	(0.7)	0.1	(0.1)	0.3	(0.0)	0.0	(0.4)	-0.8	(0.3)	0.0	(0.4)							
Dubai (VAE)	0.2	(0.3)	-0.7	(0.1)	0.2	(0.0)	-1.0	(0.3)	-0.8	(0.3)	0.9	(0.4)							
Hongkong (China)	2.2	(0.3)	-0.7	(0.2)	0.4	(0.1)	0.3	(0.2)	0.1	(0.3)	2.6	(1.2)							
Indonesien	0.5	(0.2)	-0.2	(0.1)	0.1	(0.0)	-0.5	(0.2)	-0.3	(0.2)	0.3	(0.2)							
Jordanien	-1.1	(0.5)	0.8	(0.2)	-0.2	(0.1)	-0.1	(0.3)	-1.7	(0.3)	1.2	(0.2)							
Kasachstan	-1.4	(0.5)	0.0	(0.1)	0.1	(0.1)	-0.4	(0.3)	0.3	(0.3)	0.5	(0.4)							
Kirgisistan	-0.3	(0.4)	0.4	(0.1)	0.0	(0.1)	0.9	(0.2)	-0.9	(0.2)	0.1	(0.2)							
Lettland	1.2	(0.5)	-0.2	(0.1)	0.0	(0.1)	0.2	(0.2)	-1.0	(0.4)	0.3	(0.3)							
Litauen	1.3	(0.4)	0.1	(0.1)	0.0	(0.0)	0.2	(0.2)	0.2	(0.3)	0.0	(0.4)							
Macau (China)	2.3	(0.5)	-0.4	(0.2)	0.4	(0.1)	1.7	(0.8)	-1.6	(0.5)	-1.8	(1.1)							
Montenegro	2.6	(0.6)	1.6	(0.4)	0.0	(0.1)	1.3	(0.6)	-2.0	(0.3)	0.3	(0.5)							
Panama	-0.8	(0.5)	-0.4	(0.3)	0.2	(0.1)	-1.2	(0.6)	0.2	(0.4)	0.2	(0.4)							
Peru	-0.7	(0.3)	0.0	(0.1)	0.0	(0.0)	0.2	(0.4)	-1.1	(0.3)	0.9	(0.5)							
Katar	0.4	(0.3)	0.1	(0.1)	0.1	(0.1)	-0.3	(0.4)	-1.5	(0.4)	0.3	(0.3)							
Rumänien	1.2	(0.3)	0.5	(0.2)	0.2	(0.1)	-0.1	(0.3)	-0.5	(0.3)	-1.5	(0.9)							
Russ. Föderation	0.2	(0.5)	-0.1	(0.1)	0.1	(0.0)	0.3	(0.2)	0.0	(0.2)	-0.1	(0.5)							
Serbien	1.4	(0.4)	-0.2	(0.3)	0.2	(0.1)	0.3	(0.5)	-0.7	(0.3)	0.5	(0.3)							
Shanghai (China)	1.6	(0.5)	-0.4	(0.1)	0.1	(0.1)	0.1	(0.2)	0.6	(0.2)	0.3	(0.5)							
Singapur	2.1	(0.4)	-0.5	(0.1)	0.3	(0.0)	0.5	(0.2)	-0.7	(0.2)	1.6	(1.1)							
Chinesisch Taipeh	1.1	(0.6)	-0.1	(0.2)	0.0	(0.1)	2.1	(0.3)	-0.7	(0.3)	-2.1	(1.2)							
Thailand	0.0	(0.3)	0.0	(0.1)	0.1	(0.0)	0.3	(0.2)	-0.2	(0.2)	0.2	(0.6)							
Trinidad und Tobago	0.1	(0.2)	-0.8	(0.1)	0.6	(0.1)	0.4	(0.3)	-0.3	(0.4)	2.3	(0.7)							
Tunesien	0.2	(0.4)	0.7	(0.3)	0.8	(0.1)	0.0	(0.2)	0.0	(0.2)	0.2	(0.1)							
Uruguay	-1.1	(0.4)	-0.9	(0.1)	0.4	(0.1)	0.8	(0.4)	-0.8	(0.3)	0.5	(0.3)							

Anmerkung: Statistisch signifikante Werte sind durch Fettdruck gekennzeichnet (siehe Anhang A3).

1. Mehr-Ebenen-Regressionsmodell (Schüler- und Schulebene): Die Leistung im Bereich Lesekompetenz ist auf die in dieser Tabelle dargestellten Variablen der Schulleistungsressourcen regressiert.

StatLink  <http://dx.doi.org/10.1787/888932343285>



[Teil 2/2]

Zusammenhang zwischen Bildungsinvestitionen und Schülerleistungen im Bereich Lesekompetenz

Tabelle IV.2.12b

		Bildungsinvestitionen (Schulebene) ¹											
		Prozentsatz der Schüler, die mindestens 1 Jahr an Vorschulunterricht teilgenommen haben		Durchschnittliche Klassengröße in der Schule		Index der Bibliotheksnutzung innerhalb und außerhalb der Schule (höhere Werte stehen für eine stärkere Nutzung)		Index der außer-curricularen Aktivitäten (höhere Werte stehen für mehr Aktivitäten)		Index des Lehrermangels (höhere Werte stehen für größeren Mangel)		Index der Ausstattung der Schulen mit Lehr- und Sachmitteln (höhere Werte stehen für bessere Ressourcen)	
		Punktzahlveränd.	S.E.	Punktzahlveränd.	S.E.	Punktzahlveränd.	S.E.	Punktzahlveränd.	S.E.	Punktzahlveränd.	S.E.	Punktzahlveränd.	S.E.
OECD-Länder	Australien	3.0	(0.6)	3.3	(1.3)	52.4	(11.8)	-3.5	(3.5)	5.8	(2.9)	1.6	(2.5)
	Österreich	0.6	(0.8)	4.8	(1.4)	-18.3	(12.4)	-16.0	(6.5)	20.0	(6.0)	12.0	(6.0)
	Belgien	0.6	(0.5)	9.5	(1.2)	-2.8	(11.4)	1.6	(4.0)	5.8	(4.1)	4.7	(5.7)
	Kanada	1.1	(0.2)	1.6	(0.5)	-1.2	(7.1)	-1.4	(2.7)	9.5	(3.2)	8.2	(2.8)
	Chile	0.6	(0.3)	1.3	(0.6)	-23.8	(13.1)	-4.9	(4.0)	11.3	(3.9)	8.6	(3.8)
	Tschech. Rep.	0.9	(0.6)	4.1	(0.9)	26.3	(9.6)	-11.2	(5.1)	9.7	(5.3)	-1.2	(4.5)
	Dänemark	1.6	(0.5)	3.2	(0.9)	-13.8	(11.7)	-3.4	(3.7)	-0.5	(2.3)	2.0	(3.0)
	Estland	0.1	(0.3)	3.6	(0.8)	-21.0	(20.1)	-4.2	(4.3)	-5.6	(4.6)	2.0	(7.0)
	Finnland	-0.9	(0.3)	2.4	(0.9)	20.6	(11.4)	0.4	(3.7)	3.1	(2.7)	5.2	(3.0)
	Frankreich	w	w	w	w	w	w	w	w	w	w	w	w
	Deutschland	3.1	(1.2)	6.5	(2.2)	-12.6	(22.6)	-4.0	(6.7)	6.3	(6.5)	2.9	(6.6)
	Griechenland	0.2	(0.6)	-1.0	(1.4)	-28.9	(13.2)	9.4	(6.4)	10.9	(5.6)	11.1	(5.3)
	Ungarn	2.7	(1.2)	5.9	(0.9)	-23.2	(15.4)	-4.7	(7.7)	21.8	(6.9)	-3.0	(7.4)
	Island	0.1	(0.6)	1.1	(1.0)	33.9	(15.2)	-0.3	(4.6)	4.7	(5.1)	1.2	(4.1)
	Irland	0.4	(0.4)	7.7	(1.3)	14.5	(12.0)	-1.0	(5.9)	3.5	(3.6)	-2.8	(3.4)
	Israel	0.0	(1.1)	4.1	(1.2)	6.2	(14.4)	-0.7	(6.4)	-0.1	(6.6)	8.5	(4.7)
	Italien	2.5	(0.4)	5.2	(1.0)	-26.5	(10.0)	-0.8	(3.5)	18.1	(3.3)	9.6	(3.0)
	Japan	1.0	(2.3)	1.9	(0.9)	18.6	(18.0)	1.3	(5.4)	13.6	(6.3)	-1.1	(5.1)
	Korea	2.1	(1.0)	1.7	(1.1)	-16.7	(23.9)	10.3	(5.8)	-4.7	(8.1)	6.6	(8.3)
	Luxemburg	-0.1	(1.3)	7.3	(2.9)	12.0	(19.2)	-11.3	(10.9)	21.6	(11.7)	-4.1	(8.0)
	Mexiko	0.8	(0.2)	0.4	(0.3)	-6.3	(7.6)	3.2	(2.3)	3.0	(2.8)	11.6	(2.9)
	Niederlande	0.0	(0.6)	6.9	(1.9)	20.6	(16.3)	12.5	(5.4)	12.4	(5.8)	5.2	(4.8)
	Neuseeland	0.2	(0.5)	2.0	(0.9)	-3.8	(23.2)	-4.7	(5.4)	3.0	(3.3)	8.5	(5.0)
	Norwegen	0.8	(0.3)	1.1	(0.5)	13.1	(8.5)	-3.1	(3.6)	3.8	(3.0)	6.4	(4.5)
	Polen	1.5	(0.9)	1.3	(0.8)	-33.2	(12.3)	-11.0	(6.4)	3.0	(4.0)	-1.4	(3.5)
	Portugal	1.0	(0.2)	4.2	(0.8)	-8.7	(8.8)	6.3	(6.7)	4.3	(3.3)	4.1	(3.2)
	Slowak. Rep.	1.4	(0.3)	1.8	(0.7)	-38.5	(9.5)	-15.2	(6.6)	6.5	(4.2)	-0.6	(4.3)
	Slowenien	0.5	(0.2)	3.1	(0.7)	9.2	(12.8)	0.2	(6.8)	7.6	(6.3)	3.1	(4.7)
	Spanien	0.6	(0.3)	2.5	(0.7)	-13.6	(7.4)	-0.4	(3.6)	7.6	(2.7)	0.4	(2.5)
	Schweden	1.3	(0.7)	1.9	(1.4)	6.5	(9.1)	2.2	(5.0)	6.2	(4.6)	20.3	(5.9)
	Schweiz	1.7	(1.3)	6.0	(1.1)	4.4	(11.2)	-4.7	(4.1)	5.5	(4.3)	6.4	(4.4)
	Türkei	0.8	(0.7)	-2.7	(1.0)	-30.9	(10.1)	-13.6	(6.4)	15.8	(8.1)	-11.6	(9.0)
	Ver. Königreich	2.8	(0.5)	0.6	(1.0)	17.7	(11.5)	-8.3	(3.3)	2.1	(3.7)	-2.0	(3.3)
Ver. Staaten	-6.7	(3.0)	-4.0	(1.2)	-11.0	(16.8)	-15.4	(7.0)	15.6	(8.2)	-3.7	(5.8)	
OECD-Durchschnitt	0.8	(0.2)	3.0	(0.2)	-2.4	(2.4)	-2.9	(1.0)	7.6	(0.9)	3.6	(0.9)	
Partnerländer	Albanien	0.4	(0.3)	-0.8	(0.9)	0.9	(13.6)	0.7	(6.6)	18.4	(6.6)	11.4	(6.8)
	Argentinien	1.3	(0.4)	-0.8	(1.1)	-55.9	(15.3)	0.0	(7.1)	18.0	(6.0)	4.1	(5.3)
	Aserbaidschan	0.8	(0.4)	-3.6	(2.1)	4.1	(14.4)	2.8	(5.0)	6.6	(4.6)	0.0	(5.3)
	Brasilien	0.8	(0.2)	0.9	(0.5)	-12.6	(9.7)	-4.4	(3.4)	14.3	(3.3)	16.0	(3.7)
	Bulgarien	1.6	(0.4)	-0.3	(2.6)	-38.9	(22.1)	14.6	(10.8)	24.4	(6.4)	8.5	(7.4)
	Kolumbien	1.4	(0.3)	-0.3	(0.5)	-40.4	(9.3)	-0.5	(3.0)	5.5	(3.4)	6.6	(2.6)
	Kroatien	1.0	(0.2)	4.2	(0.9)	39.5	(15.1)	-9.9	(3.6)	14.7	(3.1)	-2.1	(3.5)
	Dubai (VAE)	1.5	(0.3)	-1.1	(0.7)	4.4	(11.0)	6.3	(5.4)	9.0	(5.1)	8.5	(5.4)
	Hongkong (China)	2.5	(0.8)	1.4	(0.9)	9.2	(15.1)	-11.1	(4.9)	5.2	(5.0)	-3.8	(3.8)
	Indonesien	0.5	(0.2)	0.2	(0.4)	11.5	(9.6)	0.8	(3.8)	-1.2	(3.1)	5.5	(3.1)
	Jordanien	1.1	(0.3)	0.5	(0.5)	32.9	(15.7)	0.0	(2.9)	15.3	(4.0)	-11.2	(4.6)
	Kasachstan	1.0	(0.3)	-1.0	(0.7)	-45.8	(10.7)	-2.0	(3.4)	-1.1	(5.2)	-1.0	(4.1)
	Kirgisistan	1.7	(0.2)	-0.4	(0.9)	-32.6	(8.8)	-0.9	(3.0)	2.5	(3.6)	9.2	(3.6)
	Lettland	0.6	(0.2)	3.6	(0.6)	6.3	(11.0)	-1.9	(4.5)	2.3	(4.1)	1.7	(4.7)
	Litauen	0.3	(0.1)	2.3	(0.8)	-9.9	(11.0)	4.7	(6.2)	7.0	(5.5)	-0.7	(7.1)
	Macau (China)	0.1	(0.7)	-0.2	(0.7)	35.9	(23.2)	-0.6	(4.3)	11.4	(4.4)	2.2	(5.5)
	Montenegro	0.2	(0.4)	-2.5	(1.4)	-39.0	(14.8)	-6.2	(5.8)	7.7	(5.3)	1.9	(10.0)
	Panama	0.6	(0.4)	4.2	(0.9)	-48.2	(25.7)	-4.6	(5.6)	0.2	(5.3)	19.6	(4.2)
	Peru	1.2	(0.3)	0.7	(0.5)	-18.9	(18.8)	-10.0	(4.6)	17.5	(5.3)	12.5	(4.6)
	Katar	2.1	(0.3)	0.0	(0.9)	3.7	(15.8)	-11.9	(5.1)	-3.8	(5.0)	-9.3	(5.5)
	Rumänien	0.1	(0.6)	2.0	(1.0)	26.6	(18.6)	-20.3	(11.4)	1.6	(5.2)	0.0	(5.5)
	Russ. Föderation	0.5	(0.2)	0.8	(0.6)	8.2	(11.4)	-3.5	(3.6)	-3.8	(4.0)	9.2	(5.1)
	Serbien	0.8	(0.4)	4.2	(1.1)	-5.8	(21.3)	-17.3	(7.1)	11.8	(7.0)	1.4	(6.8)
	Shanghai (China)	1.3	(0.4)	1.7	(0.4)	-84.7	(14.9)	-1.8	(2.6)	5.7	(2.6)	3.5	(3.1)
	Singapur	3.4	(0.8)	-1.1	(0.7)	-26.2	(17.0)	-8.9	(3.5)	5.8	(4.3)	-1.2	(3.9)
	Chinesisch Taipeh	-1.4	(0.7)	3.6	(0.9)	18.3	(15.0)	-0.5	(3.8)	8.1	(5.0)	3.6	(4.0)
	Thailand	1.0	(0.5)	0.6	(0.5)	-2.6	(20.7)	-0.3	(3.0)	3.4	(3.8)	4.7	(5.2)
Trinidad und Tobago	2.4	(0.7)	4.2	(0.9)	-7.5	(14.0)	-4.1	(4.7)	12.0	(4.6)	3.2	(5.4)	
Tunesien	0.7	(0.2)	1.8	(0.7)	3.4	(7.7)	-0.3	(3.7)	1.4	(1.7)	-0.1	(3.1)	
Uruguay	0.6	(0.3)	0.6	(0.7)	-3.5	(15.8)	-1.7	(4.1)	6.3	(4.5)	8.6	(3.7)	

Anmerkung: Statistisch signifikante Werte sind durch Fettdruck gekennzeichnet (siehe Anhang A3).

1. Mehr-Ebenen-Regressionsmodell (Schüler- und Schulebene): Die Leistung im Bereich Lesekompetenz ist auf die in dieser Tabelle dargestellten Variablen der Schulressourcen regressiert.

StatLink <http://dx.doi.org/10.1787/888932343285>

[Teil 1/3]


Zusammenhang zwischen Bildungsinvestitionen und Schülerleistungen im Bereich Lesekompetenz, unter Berücksichtigung des sozioökonomischen und demografischen Hintergrunds der Schüler und der Schulen

Tabelle IV.2.12c

	Bildungsinvestitionen (Schülerebene) ¹		Bildungsinvestitionen (Schulebene) ¹							
	Klassengröße	Lernzeit der Schüler im Testsprachenunterricht	Lernzeit der Schüler im Mathematik- und Naturwissenschaftsunterricht	Prozentsatz der Schüler, die Unterricht außerhalb der Schulzeit besuchen (Neigungskurse, Zusatzunterricht)		Prozentsatz der Schüler, die Unterricht außerhalb der Schulzeit besuchen (Nachhilfe)		Prozentsatz der Schüler, die maximal 1 Jahr an Vorschulunterricht teilgenommen haben		
				Punktzahlveränd.	S.E.	Punktzahlveränd.	S.E.	Punktzahlveränd.	S.E.	Punktzahlveränd.
OECD-Länder										
Australien	2.1 (0.3)	-0.3 (0.2)	0.1 (0.1)	-0.1 (0.5)	-0.2 (0.5)	0.7 (0.6)				
Österreich	-0.4 (0.4)	-0.2 (0.1)	0.0 (0.0)	-0.4 (0.4)	0.4 (0.3)	-0.7 (0.7)				
Belgien	2.4 (0.4)	-0.4 (0.1)	0.2 (0.1)	-0.4 (0.4)	0.2 (0.3)	-1.2 (0.6)				
Kanada	1.3 (0.2)	-0.1 (0.1)	0.0 (0.0)	-0.4 (0.2)	-0.3 (0.3)	0.5 (0.2)				
Chile	-0.3 (0.3)	-0.2 (0.1)	0.2 (0.0)	-0.6 (0.3)	-0.1 (0.2)	-0.6 (0.2)				
Tschech. Rep.	-0.2 (0.4)	-0.4 (0.1)	0.1 (0.0)	-0.4 (0.2)	-0.2 (0.2)	0.0 (0.7)				
Dänemark	-0.3 (0.5)	-0.1 (0.1)	0.0 (0.0)	-0.3 (0.2)	-0.7 (0.3)	-0.1 (0.5)				
Estland	2.1 (0.4)	0.1 (0.2)	0.0 (0.1)	-0.3 (0.2)	-0.2 (0.2)	1.0 (0.4)				
Finnland	3.0 (0.6)	-0.1 (0.1)	0.0 (0.0)	-1.2 (0.4)	-0.9 (0.2)	-0.9 (0.3)				
Frankreich	w	w	w	w	w	w				
Deutschland	0.3 (0.3)	0.2 (0.2)	0.1 (0.1)	-0.4 (0.3)	-0.4 (0.3)	-0.4 (0.9)				
Griechenland	-0.2 (0.7)	0.1 (0.1)	0.2 (0.1)	1.0 (0.4)	-0.4 (0.5)	-0.9 (0.6)				
Ungarn	-0.2 (0.3)	0.2 (0.2)	0.0 (0.1)	0.1 (0.2)	0.0 (0.2)	2.9 (1.1)				
Island	3.3 (0.6)	-0.1 (0.1)	0.2 (0.1)	-0.7 (0.2)	-0.3 (0.3)	-0.3 (0.8)				
Irland	3.3 (0.4)	-0.5 (0.3)	0.2 (0.2)	0.1 (0.3)	-0.8 (0.5)	0.2 (0.3)				
Israel	1.1 (0.3)	0.0 (0.1)	0.1 (0.1)	0.9 (0.4)	-3.1 (0.4)	-2.0 (1.4)				
Italien	-0.5 (0.2)	-0.1 (0.1)	-0.1 (0.0)	-0.1 (0.2)	-0.4 (0.2)	0.0 (0.6)				
Japan	-2.0 (0.8)	-0.1 (0.1)	0.3 (0.1)	-0.2 (0.5)	0.6 (0.3)	-2.1 (3.0)				
Korea	0.1 (2.1)	0.0 (0.1)	0.1 (0.0)	-0.4 (0.2)	0.3 (0.2)	0.0 (0.9)				
Luxemburg	3.5 (1.2)	0.3 (0.1)	-0.1 (0.1)	-1.7 (0.7)	0.6 (0.4)	-1.3 (1.4)				
Mexiko	-0.2 (0.2)	0.0 (0.1)	0.1 (0.0)	-0.7 (0.3)	-0.3 (0.3)	0.5 (0.2)				
Niederlande	1.2 (0.3)	-0.8 (0.2)	0.4 (0.1)	-1.4 (0.5)	0.2 (0.4)	0.3 (1.3)				
Neuseeland	2.7 (0.4)	-0.3 (0.2)	0.1 (0.1)	-0.6 (0.3)	-0.7 (0.4)	-0.2 (0.3)				
Norwegen	0.5 (0.4)	c	c	c	0.0 (0.4)	-1.9 (0.5)	0.1 (0.6)			
Polen	1.4 (0.7)	-0.3 (0.1)	0.0 (0.0)	0.3 (0.1)	-0.3 (0.1)	1.0 (0.6)				
Portugal	3.0 (0.4)	-0.2 (0.1)	0.1 (0.0)	-0.2 (0.2)	-0.3 (0.2)	0.2 (0.3)				
Slowak. Rep.	-0.2 (0.4)	-0.4 (0.1)	0.1 (0.0)	-0.1 (0.2)	0.1 (0.2)	0.8 (0.4)				
Slowenien	0.3 (0.3)	0.6 (0.1)	0.2 (0.1)	-0.4 (0.2)	-0.7 (0.2)	0.1 (0.3)				
Spanien	1.5 (0.2)	-0.1 (0.1)	0.0 (0.0)	0.1 (0.1)	-0.1 (0.1)	0.3 (0.3)				
Schweden	2.0 (0.4)	-0.2 (0.1)	0.1 (0.0)	0.2 (0.3)	-0.7 (0.4)	0.3 (0.5)				
Schweiz	3.3 (0.5)	0.0 (0.1)	0.0 (0.0)	-0.9 (0.2)	0.2 (0.2)	1.8 (0.8)				
Türkei	0.2 (0.2)	0.3 (0.1)	0.1 (0.0)	0.9 (0.3)	-1.0 (0.3)	0.1 (0.4)				
Ver. Königreich	4.5 (0.3)	-0.1 (0.1)	0.1 (0.1)	0.0 (0.2)	-0.4 (0.1)	0.4 (0.4)				
Ver. Staaten	0.6 (0.3)	-0.1 (0.1)	0.1 (0.1)	-1.7 (0.4)	0.4 (0.4)	-2.3 (1.1)				
OECD-Durchschnitt	1.2 (0.1)	-0.1 (0.0)	0.1 (0.0)	-0.3 (0.1)	-0.3 (0.1)	-0.1 (0.2)				
Partnerländer										
Albanien	0.4 (0.3)	-0.2 (0.2)	0.1 (0.1)	0.8 (0.2)	-0.8 (0.3)	-0.5 (0.3)				
Argentinien	-0.4 (0.3)	-0.2 (0.1)	0.1 (0.0)	-2.0 (0.5)	0.8 (0.4)	0.6 (0.4)				
Aserbaidshjan	-0.2 (0.3)	0.1 (0.1)	0.2 (0.1)	0.2 (0.5)	-0.8 (0.5)	0.8 (0.6)				
Brasilien	-0.3 (0.2)	0.0 (0.1)	0.0 (0.1)	-0.3 (0.1)	-0.4 (0.2)	0.2 (0.2)				
Bulgarien	0.9 (0.4)	0.0 (0.2)	0.0 (0.1)	-1.4 (0.4)	0.2 (0.3)	-0.5 (0.5)				
Kolumbien	-1.0 (0.3)	-0.1 (0.1)	0.1 (0.0)	-0.3 (0.3)	-0.4 (0.2)	0.4 (0.3)				
Kroatien	0.9 (0.6)	0.0 (0.1)	0.3 (0.0)	-0.7 (0.3)	-0.3 (0.2)	0.2 (0.3)				
Dubai (VAE)	0.1 (0.2)	-0.5 (0.1)	0.2 (0.0)	-0.6 (0.3)	-0.5 (0.2)	0.1 (0.3)				
Hongkong (China)	2.0 (0.3)	-0.5 (0.1)	0.3 (0.1)	-0.2 (0.2)	-0.1 (0.3)	1.4 (1.0)				
Indonesien	0.4 (0.2)	-0.1 (0.1)	0.1 (0.0)	-0.4 (0.2)	-0.3 (0.2)	0.2 (0.1)				
Jordanien	-0.9 (0.4)	0.8 (0.3)	-0.2 (0.1)	0.3 (0.2)	-1.2 (0.3)	1.1 (0.2)				
Kasachstan	-1.4 (0.5)	-0.1 (0.1)	0.0 (0.1)	-0.5 (0.3)	0.4 (0.2)	-0.1 (0.4)				
Kirgisistan	-0.3 (0.3)	0.3 (0.1)	0.0 (0.0)	0.6 (0.2)	-0.5 (0.2)	-0.1 (0.2)				
Lettland	0.9 (0.5)	-0.2 (0.1)	0.0 (0.1)	0.0 (0.2)	-0.8 (0.3)	0.3 (0.3)				
Litauen	0.8 (0.4)	0.1 (0.1)	-0.1 (0.0)	-0.1 (0.2)	0.1 (0.3)	-0.1 (0.3)				
Macau (China)	2.0 (0.5)	-0.3 (0.1)	0.2 (0.1)	1.3 (0.7)	-1.0 (0.4)	-0.8 (1.1)				
Montenegro	1.9 (0.5)	1.0 (0.4)	0.0 (0.1)	0.3 (0.6)	-1.1 (0.4)	-0.5 (0.5)				
Panama	-0.7 (0.5)	-0.4 (0.3)	0.2 (0.1)	-1.2 (0.5)	0.0 (0.4)	-0.2 (0.5)				
Peru	-0.8 (0.3)	0.0 (0.1)	0.0 (0.0)	0.1 (0.2)	-0.7 (0.2)	0.3 (0.3)				
Katar	0.4 (0.2)	0.1 (0.1)	0.1 (0.1)	-0.2 (0.3)	-1.2 (0.3)	-0.5 (0.4)				
Rumänien	1.1 (0.3)	0.3 (0.2)	0.2 (0.1)	-0.5 (0.2)	0.0 (0.2)	-2.3 (0.6)				
Russ. Föderation	0.1 (0.5)	-0.1 (0.1)	0.1 (0.0)	0.1 (0.2)	0.2 (0.2)	-0.1 (0.4)				
Serbien	1.0 (0.4)	0.0 (0.2)	0.1 (0.1)	0.1 (0.5)	-0.3 (0.3)	0.0 (0.4)				
Shanghai (China)	1.4 (0.4)	-0.3 (0.1)	0.1 (0.1)	-0.2 (0.2)	0.4 (0.2)	0.3 (0.4)				
Singapur	1.9 (0.3)	-0.3 (0.1)	0.1 (0.0)	-0.3 (0.2)	-0.1 (0.1)	0.5 (0.9)				
Chinesisch Taipeh	1.1 (0.5)	-0.2 (0.2)	0.0 (0.1)	1.7 (0.3)	-0.4 (0.3)	-0.7 (1.1)				
Thailand	-0.2 (0.3)	0.1 (0.1)	0.1 (0.0)	0.2 (0.2)	0.0 (0.2)	0.2 (0.5)				
Trinidad und Tobago	0.1 (0.2)	-0.5 (0.1)	0.4 (0.1)	0.2 (0.3)	-0.7 (0.3)	1.5 (0.7)				
Tunesien	0.1 (0.4)	0.9 (0.3)	0.8 (0.0)	0.0 (0.2)	0.0 (0.2)	0.0 (0.2)				
Uruguay	-1.0 (0.3)	-0.5 (0.1)	0.2 (0.1)	0.0 (0.3)	-0.5 (0.3)	0.1 (0.3)				

Anmerkung: Statistisch signifikante Werte sind durch Fettdruck gekennzeichnet (siehe Anhang A3).

1. Mehr-Ebenen-Regressionsmodell (Schüler- und Schulebene): Die Leistung im Bereich Lesekompetenz ist auf die in dieser Tabelle dargestellten Variablen der Schulressourcen und des sozioökonomischen und demografischen Hintergrunds regressiert.

StatLink  <http://dx.doi.org/10.1787/88932343285>



[Teil 2/3]

Zusammenhang zwischen Bildungsinvestitionen und Schülerleistungen im Bereich Lesekompetenz, unter Berücksichtigung des sozioökonomischen und demografischen Hintergrunds der Schüler und der Schulen

Tabelle IV.2.12c

	Bildungsinvestitionen (Schulebene) ¹											
	Prozentsatz der Schüler, die mindestens 1 Jahr an Vorschulunterricht teilgenommen haben		Durchschnittliche Klassengröße in der Schule		Index der Bibliotheksnutzung innerhalb und außerhalb der Schule (höhere Werte stehen für eine stärkere Nutzung)		Index der außer-curricularen Aktivitäten (höhere Werte stehen für mehr Aktivitäten)		Index des Lehrermangels (höhere Werte stehen für größeren Mangel)		Index der Ausstattung der Schulen mit Lehr- und Sachmitteln (höhere Werte stehen für bessere Ressourcen)	
	Punktzahlveränd.	S.E.	Punktzahlveränd.	S.E.	Punktzahlveränd.	S.E.	Punktzahlveränd.	S.E.	Punktzahlveränd.	S.E.	Punktzahlveränd.	S.E.
OECD-Länder	Australien	0.8 (0.5)	3.1 (1.0)	29.3 (9.5)	-3.4 (2.9)	-1.0 (2.5)	-2.8 (2.0)					
	Österreich	-0.3 (0.5)	3.2 (1.0)	-4.2 (8.9)	-7.5 (5.7)	4.4 (4.5)	3.3 (4.3)					
	Belgien	0.0 (0.4)	2.7 (1.1)	29.8 (9.4)	-2.2 (2.9)	1.5 (3.4)	2.3 (3.9)					
	Kanada	0.7 (0.2)	0.8 (0.5)	2.9 (6.1)	-1.2 (2.4)	2.0 (2.7)	3.6 (2.2)					
	Chile	-0.3 (0.3)	1.2 (0.6)	-14.3 (9.9)	-3.8 (2.6)	7.2 (3.5)	0.5 (3.0)					
	Tschech. Rep.	0.3 (0.5)	1.5 (0.7)	34.3 (7.9)	-4.7 (3.7)	-1.6 (3.5)	1.5 (3.5)					
	Dänemark	0.1 (0.5)	1.2 (0.7)	-6.6 (8.9)	-2.3 (2.6)	-1.2 (1.9)	1.1 (2.3)					
	Estland	-0.2 (0.2)	2.3 (0.9)	-3.9 (17.0)	-3.7 (3.6)	-6.3 (3.6)	2.4 (4.2)					
	Finnland	-0.8 (0.2)	1.4 (0.8)	22.4 (7.5)	-1.0 (3.0)	2.7 (2.2)	4.4 (2.6)					
	Frankreich	w	w	w	w	w	w					
	Deutschland	0.5 (0.8)	2.4 (1.4)	-27.5 (13.4)	-2.1 (4.1)	-2.1 (4.3)	0.7 (4.4)					
	Griechenland	-0.3 (0.5)	-1.1 (1.7)	-17.0 (11.1)	10.3 (5.5)	4.9 (5.3)	4.8 (4.9)					
	Ungarn	2.7 (1.1)	3.2 (0.8)	-6.3 (11.8)	-1.3 (5.2)	5.0 (5.0)	-7.0 (5.5)					
	Island	-0.6 (0.6)	1.3 (1.0)	27.0 (12.5)	5.0 (4.9)	3.4 (5.0)	6.3 (4.1)					
	Irland	-0.2 (0.3)	5.0 (1.6)	14.3 (11.2)	1.3 (4.9)	0.6 (3.2)	-5.8 (2.8)					
	Israel	-0.5 (1.1)	1.7 (1.0)	-0.5 (10.5)	-4.0 (6.4)	-7.3 (6.5)	4.0 (4.9)					
	Italien	1.3 (0.5)	3.5 (0.9)	-14.3 (10.1)	-2.6 (3.0)	5.1 (3.1)	7.9 (2.8)					
	Japan	0.3 (2.0)	1.6 (0.9)	4.1 (18.1)	-1.8 (5.2)	8.9 (6.1)	-6.0 (4.8)					
	Korea	0.9 (0.7)	-0.4 (1.2)	-22.5 (21.1)	4.5 (4.9)	-7.1 (6.8)	7.4 (4.6)					
	Luxemburg	0.9 (0.7)	0.2 (1.7)	9.5 (11.5)	-11.4 (5.9)	-10.2 (6.0)	-6.7 (3.3)					
	Mexiko	0.6 (0.2)	0.1 (0.3)	7.6 (7.2)	4.0 (2.2)	1.9 (2.6)	3.9 (2.6)					
	Niederlande	-0.5 (0.7)	4.5 (2.0)	22.2 (14.3)	9.3 (5.3)	10.5 (5.6)	1.3 (5.3)					
	Neuseeland	-0.1 (0.3)	-0.1 (1.0)	7.2 (10.7)	3.8 (2.8)	-3.6 (3.2)	6.2 (2.8)					
	Norwegen	0.4 (0.3)	0.3 (0.5)	12.3 (8.4)	-1.0 (4.0)	1.9 (3.3)	7.2 (4.6)					
	Polen	1.3 (0.6)	0.4 (0.6)	-1.6 (10.0)	-11.2 (5.4)	1.1 (3.3)	-3.8 (2.8)					
	Portugal	0.5 (0.2)	3.2 (0.9)	10.7 (10.1)	5.7 (5.6)	3.6 (3.0)	-0.3 (2.3)					
	Slowak. Rep.	0.6 (0.3)	0.6 (0.9)	-20.8 (10.2)	-12.8 (6.8)	-0.1 (3.6)	0.9 (4.0)					
	Slowenien	0.3 (0.2)	1.4 (0.6)	23.1 (12.2)	-0.2 (5.0)	2.7 (4.1)	2.3 (3.9)					
	Spanien	0.5 (0.2)	0.6 (0.7)	3.4 (6.5)	-1.0 (2.9)	3.0 (2.2)	0.2 (2.0)					
	Schweden	0.7 (0.5)	-0.1 (1.0)	6.8 (7.1)	6.9 (3.7)	6.5 (3.7)	10.3 (3.8)					
	Schweiz	1.5 (0.8)	2.8 (1.1)	1.8 (9.9)	-1.7 (3.4)	-3.1 (3.3)	1.3 (3.8)					
Türkei	-1.6 (0.4)	-1.7 (0.7)	-4.0 (9.3)	-7.9 (4.3)	-0.7 (4.8)	-2.8 (5.9)						
Ver. Königreich	0.5 (0.3)	3.1 (0.9)	9.4 (7.4)	-1.7 (2.2)	0.5 (2.9)	2.3 (2.3)						
Ver. Staaten	-2.5 (1.0)	-2.6 (1.0)	22.4 (12.4)	-5.6 (4.3)	10.1 (5.1)	-2.7 (3.4)						
OECD-Durchschnitt	0.2 (0.1)	1.4 (0.2)	4.8 (1.9)	-1.4 (0.8)	1.3 (0.7)	1.5 (0.7)						
Partnerländer	Albanien	0.2 (0.2)	-0.7 (1.1)	6.4 (10.9)	2.9 (6.4)	11.1 (6.3)	2.2 (6.3)					
	Argentinien	0.4 (0.4)	-1.4 (1.0)	-30.4 (11.2)	4.3 (5.9)	4.0 (4.9)	-3.1 (5.2)					
	Aserbaidschan	0.5 (0.4)	-5.2 (2.1)	1.1 (15.1)	3.7 (4.6)	7.0 (4.5)	-3.8 (5.2)					
	Brasilien	0.3 (0.2)	0.4 (0.5)	-9.0 (6.9)	-1.7 (3.0)	5.3 (2.3)	8.5 (2.9)					
	Bulgarien	-0.1 (0.3)	2.8 (1.8)	-3.5 (14.9)	1.1 (6.2)	10.7 (4.0)	-4.8 (4.7)					
	Kolumbien	0.3 (0.3)	0.6 (0.6)	-16.0 (8.5)	0.0 (2.9)	0.7 (3.2)	4.4 (2.4)					
	Kroatien	0.1 (0.2)	4.9 (0.8)	17.8 (12.9)	-5.8 (3.0)	3.5 (3.0)	-2.3 (2.9)					
	Dubai (VAE)	0.8 (0.3)	-1.1 (0.9)	2.1 (10.5)	3.7 (4.6)	8.2 (4.8)	2.7 (4.8)					
	Hongkong (China)	1.2 (0.7)	1.9 (0.9)	8.3 (12.4)	-7.3 (4.0)	-0.4 (4.3)	-0.6 (3.3)					
	Indonesien	0.5 (0.2)	-0.2 (0.6)	13.9 (9.3)	2.0 (4.1)	-1.8 (2.9)	3.6 (2.8)					
	Jordanien	0.8 (0.3)	1.0 (0.5)	15.4 (15.9)	-0.9 (2.7)	12.1 (3.7)	-11.1 (4.5)					
	Kasachstan	0.2 (0.2)	-1.3 (0.8)	-38.4 (9.8)	-1.7 (3.2)	-0.1 (4.4)	-3.1 (3.7)					
	Kirgisistan	0.9 (0.3)	-0.1 (1.1)	-32.8 (9.7)	-0.4 (2.9)	-1.3 (3.5)	8.3 (3.3)					
	Lettland	0.5 (0.2)	1.8 (0.9)	12.9 (10.8)	0.6 (4.4)	2.7 (3.9)	0.4 (3.8)					
	Litauen	-0.1 (0.2)	1.4 (0.9)	-0.2 (10.2)	2.2 (5.0)	2.5 (4.9)	0.8 (5.2)					
	Macau (China)	0.5 (0.7)	0.1 (0.9)	23.7 (21.6)	-2.8 (4.0)	3.2 (4.2)	-0.1 (5.6)					
	Montenegro	0.2 (0.4)	0.0 (1.5)	-9.6 (14.9)	-4.0 (7.4)	6.4 (4.0)	-0.4 (7.5)					
	Panama	-0.2 (0.4)	2.6 (1.3)	-22.7 (26.2)	-2.3 (5.9)	-0.1 (5.0)	12.4 (4.6)					
	Peru	0.3 (0.3)	-0.6 (0.5)	-12.5 (10.8)	-4.8 (3.7)	6.7 (3.7)	5.9 (2.8)					
	Katar	1.0 (0.4)	-1.7 (1.0)	-0.3 (13.5)	-14.6 (4.1)	-2.3 (4.4)	-11.9 (4.8)					
	Rumänien	-0.9 (0.5)	2.2 (0.9)	-6.2 (14.5)	-8.0 (8.6)	9.2 (3.8)	-6.0 (4.3)					
	Russ. Föderation	0.2 (0.2)	0.8 (0.8)	9.6 (11.7)	-2.7 (3.0)	-4.3 (2.9)	4.8 (4.0)					
	Serbien	0.3 (0.4)	3.6 (1.4)	-23.5 (14.4)	-11.6 (6.6)	12.4 (5.7)	-8.0 (5.9)					
	Shanghai (China)	0.8 (0.3)	1.5 (0.5)	-57.6 (14.7)	-0.4 (2.2)	3.0 (2.3)	3.6 (2.5)					
	Singapur	1.7 (0.7)	-0.8 (0.8)	4.2 (13.4)	-4.2 (2.8)	0.7 (3.0)	0.2 (2.9)					
	Chinesisch Taipeh	0.1 (0.8)	2.7 (0.9)	1.4 (14.2)	-1.1 (3.7)	1.5 (4.0)	-0.3 (3.7)					
	Thailand	0.8 (0.5)	-0.4 (0.6)	-1.7 (19.0)	0.4 (3.3)	2.1 (3.8)	1.8 (5.1)					
	Trinidad und Tobago	1.2 (0.7)	3.6 (0.8)	5.7 (15.3)	-1.3 (4.1)	3.6 (4.0)	0.5 (4.5)					
	Tunesien	0.3 (0.2)	2.0 (0.7)	3.9 (9.1)	-0.5 (3.6)	2.2 (1.8)	0.7 (2.9)					
	Uruguay	-0.2 (0.2)	0.3 (0.6)	4.8 (10.0)	2.9 (3.3)	4.7 (3.5)	3.9 (2.8)					

Anmerkung: Statistisch signifikante Werte sind durch Fettdruck gekennzeichnet (siehe Anhang A3).

1. Mehr-Ebenen-Regressionsmodell (Schüler- und Schulebene): Die Leistung im Bereich Lesekompetenz ist auf die in dieser Tabelle dargestellten Variablen der Schulressourcen und des sozioökonomischen und demografischen Hintergrunds regressiert.

StatLink <http://dx.doi.org/10.1787/888932343285>

[Teil 3/3]

Zusammenhang zwischen Bildungsinvestitionen und Schülerleistungen im Bereich Lesekompetenz, unter Berücksichtigung des sozioökonomischen und demografischen Hintergrunds der Schüler und der Schulen

Tabelle IV.2.12c

	Sozioökonomischer und demografischer Hintergrund der Schüler ¹										Sozioökonomischer und demografischer Hintergrund der Schule ¹									
	Schüler ist weiblich		Schüler ohne Migrationshintergrund		Vom Schüler zu Hause gesprochene Sprache ist mit der Testsprache identisch		PISA-Index des wirtschaftl., sozialen und kulturellen Status der Schüler (Anstieg um 1 Einheit)		PISA-Index des wirtschaftl., sozialen und kulturellen Status der Schüler (quadrant)		Schuldurchschnitt auf d. PISA-Index des wirtschaftl., sozialen und kultur. Status (Anstieg um 1 Einheit)		Schulgröße (je 100 Schüler)		Schulgröße (je 100 Schüler)		Schule in Kleinstadt oder Dorf (bis 15 000 Einwohner)		Schule in einer Großstadt (ab 100 000 Einwohner)	
	Punkt-zahl-veränd.	S.E.	Punkt-zahl-veränd.	S.E.	Punkt-zahl-veränd.	S.E.	Punkt-zahl-veränd.	S.E.	Punkt-zahl-veränd.	S.E.	Punkt-zahl-veränd.	S.E.	Punkt-zahl-veränd.	S.E.	Punkt-zahl-veränd.	S.E.	Punkt-zahl-veränd.	S.E.	Punkt-zahl-veränd.	S.E.
OECD-Länder																				
Australien	36.4	(2.3)	-6.0	(2.5)	22.9	(4.2)	29.4	(1.8)	-3.1	(1.1)	51.5	(10.6)	-0.8	(1.8)	0.0	(0.1)	7.0	(7.1)	5.5	(5.0)
Österreich	21.4	(3.5)	12.8	(4.7)	15.9	(5.8)	8.2	(2.0)	0.1	(1.4)	51.9	(14.3)	8.8	(2.9)	-0.4	(0.2)	-12.4	(10.5)	-3.4	(13.2)
Belgien	17.6	(2.2)	17.0	(2.7)	5.2	(3.1)	11.0	(1.3)	1.5	(0.9)	74.3	(9.4)	6.9	(2.1)	-0.3	(0.1)	6.9	(6.8)	-3.5	(6.2)
Kanada	34.6	(2.0)	4.1	(2.6)	18.1	(4.4)	18.4	(1.3)	3.1	(0.9)	25.4	(6.3)	0.1	(1.2)	0.0	(0.1)	-0.2	(4.7)	-1.1	(4.4)
Chile	18.1	(3.0)	0.5	(7.7)	55.7	(17.9)	9.8	(1.8)	0.5	(0.9)	34.0	(5.2)	1.0	(1.3)	0.0	(0.0)	11.4	(9.2)	0.4	(6.8)
Tschech. Rep.	34.4	(2.7)	13.3	(3.8)	-1.7	(10.7)	15.3	(2.0)	-2.9	(1.6)	98.1	(8.6)	3.7	(4.2)	-0.2	(0.4)	14.4	(6.1)	-5.4	(6.3)
Dänemark	29.3	(2.9)	13.0	(3.6)	22.3	(6.0)	27.1	(1.7)	-0.2	(1.1)	29.8	(5.9)	3.6	(2.8)	-0.4	(0.3)	-7.0	(4.2)	9.0	(5.5)
Estland	42.5	(2.9)	9.8	(4.3)	29.6	(6.6)	16.2	(2.1)	1.3	(1.9)	41.7	(13.9)	0.9	(3.1)	-0.1	(0.1)	5.8	(7.8)	-6.6	(8.8)
Finnland	54.8	(2.6)	14.7	(4.9)	41.7	(7.1)	25.8	(2.0)	-0.8	(1.6)	19.4	(7.9)	-0.6	(1.3)	0.1	(0.0)	-4.7	(5.1)	-1.7	(6.0)
Frankreich	w	w	w	w	w	w	w	w	w	w	w	w	w	w	w	w	w	w	w	w
Deutschland	30.2	(2.5)	15.9	(3.2)	3.3	(5.3)	9.1	(1.6)	-1.0	(0.9)	91.7	(11.5)	7.4	(2.6)	-0.2	(0.1)	16.3	(9.5)	-3.0	(9.8)
Griechenland	36.1	(3.1)	2.2	(3.5)	18.0	(13.8)	15.8	(1.7)	2.0	(1.3)	28.5	(11.1)	-7.5	(19.0)	1.7	(2.7)	27.4	(13.3)	-2.0	(14.5)
Ungarn	24.8	(2.5)	-8.1	(4.7)	22.7	(8.6)	8.7	(1.6)	1.0	(1.1)	59.9	(9.0)	2.5	(2.9)	-0.1	(0.2)	4.2	(11.4)	2.5	(9.0)
Island	42.8	(3.2)	3.6	(5.3)	47.3	(11.7)	26.2	(2.6)	-3.5	(1.6)	24.5	(14.6)	-11.2	(7.3)	1.0	(0.9)	1.3	(8.5)	-6.4	(12.0)
Irland	32.1	(4.8)	-4.5	(3.8)	32.6	(10.3)	24.5	(2.2)	-1.1	(1.6)	42.9	(7.9)	-1.2	(5.8)	-0.2	(0.3)	-20.3	(10.1)	-13.4	(10.8)
Israel	31.8	(3.7)	-3.5	(4.3)	0.5	(6.1)	20.9	(2.5)	3.7	(1.3)	42.8	(19.3)	10.4	(5.9)	-0.5	(0.3)	16.5	(11.0)	-14.7	(10.9)
Italien	27.4	(1.6)	14.3	(2.5)	7.3	(2.6)	5.2	(0.8)	-1.0	(0.8)	37.7	(7.8)	7.8	(2.4)	-0.3	(0.1)	8.0	(8.3)	-5.0	(7.6)
Japan	28.9	(2.8)	3.3	(9.1)	67.8	(29.5)	4.7	(2.5)	-0.3	(2.1)	81.3	(18.8)	-6.3	(4.0)	0.3	(0.2)	3.9	(15.3)	-11.2	(10.6)
Korea	42.3	(5.4)	2.8	(10.6)	18.4	(55.4)	19.2	(2.9)	0.7	(1.4)	53.2	(11.7)	0.3	(4.9)	0.1	(0.2)	-26.8	(19.3)	-34.8	(15.7)
Luxemburg	35.2	(3.2)	28.4	(3.5)	27.4	(5.5)	15.1	(2.2)	-1.3	(1.2)	67.6	(11.4)	1.2	(2.1)	0.0	(0.1)	15.9	(7.7)	-4.8	(34.3)
Mexiko	21.7	(1.9)	24.6	(3.5)	18.8	(5.2)	9.0	(1.3)	1.7	(0.5)	11.0	(4.1)	0.3	(0.5)	0.0	(0.0)	-5.5	(7.4)	4.6	(6.8)
Niederlande	19.1	(1.7)	5.5	(2.7)	12.2	(6.2)	5.0	(1.6)	0.3	(1.1)	32.6	(13.2)	0.2	(2.3)	0.0	(0.1)	-4.2	(9.2)	9.3	(9.3)
Neuseeland	46.1	(4.4)	-7.0	(3.6)	42.5	(5.8)	33.3	(2.8)	0.4	(2.5)	52.0	(8.7)	3.7	(1.6)	-0.1	(0.1)	13.6	(7.7)	9.4	(6.9)
Norwegen	48.0	(3.5)	10.5	(5.4)	37.7	(7.6)	28.5	(3.1)	-1.9	(2.0)	10.4	(12.6)	1.8	(7.7)	-0.4	(1.1)	-7.0	(5.5)	4.7	(7.5)
Polen	52.5	(3.4)	25.7	(25.3)	52.6	(15.8)	30.9	(1.8)	-3.3	(1.4)	22.3	(7.0)	1.6	(4.9)	0.0	(0.6)	-0.7	(7.9)	-17.1	(7.1)
Portugal	33.0	(2.6)	-2.5	(3.0)	11.7	(8.4)	16.6	(1.4)	-0.1	(0.7)	16.2	(7.8)	-1.6	(2.6)	0.1	(0.1)	4.3	(6.7)	7.0	(5.9)
Slowak. Rep.	43.3	(2.9)	1.2	(5.4)	26.9	(7.3)	17.9	(1.9)	-3.7	(1.2)	37.7	(13.1)	-2.3	(4.5)	0.2	(0.3)	-1.0	(8.1)	-3.3	(8.1)
Slowenien	29.8	(2.3)	8.8	(3.1)	5.7	(5.2)	3.1	(1.2)	0.9	(1.2)	51.5	(10.0)	5.8	(3.9)	-0.4	(0.4)	1.5	(7.6)	-2.0	(6.0)
Spanien	29.2	(1.7)	23.7	(2.4)	11.0	(3.7)	19.1	(1.0)	-0.7	(0.6)	21.5	(4.8)	-1.1	(1.6)	0.0	(0.1)	-5.2	(4.1)	10.0	(5.0)
Schweden	44.4	(2.9)	7.3	(4.0)	28.5	(6.4)	31.4	(2.1)	-1.0	(1.0)	40.8	(13.5)	-3.2	(3.3)	0.3	(0.2)	1.9	(6.7)	9.5	(9.2)
Schweiz	30.9	(2.4)	11.2	(2.6)	18.9	(3.2)	16.8	(1.5)	0.2	(1.3)	50.7	(9.4)	1.7	(0.9)	0.0	(0.0)	-6.4	(7.1)	-0.9	(11.8)
Türkei	31.1	(2.9)	-2.2	(7.5)	2.3	(11.1)	7.2	(3.2)	-0.3	(0.9)	50.1	(8.1)	-1.6	(2.5)	-0.1	(0.1)	-24.3	(11.1)	3.5	(10.4)
Ver. Königreich	19.0	(3.3)	-6.0	(4.1)	11.7	(6.3)	22.3	(1.9)	0.8	(1.4)	63.0	(7.9)	-3.3	(2.0)	0.1	(0.1)	3.5	(4.0)	-0.3	(5.5)
Ver. Staaten	28.0	(4.2)	-4.9	(7.4)	6.3	(7.9)	23.1	(2.5)	-1.6	(3.1)	50.2	(11.3)	-0.4	(1.0)	0.0	(0.0)	10.5	(10.8)	20.9	(9.9)
OECD-Durchschnitt	33.2	(0.5)	7.0	(1.1)	22.5	(2.4)	17.4	(0.3)	-0.3	(0.2)	44.4	(1.9)	0.9	(0.8)	0.0	(0.1)	1.5	(1.6)	-1.3	(1.9)
Partnerländer																				
Albanien	57.3	(4.0)	24.5	(11.8)	17.4	(16.7)	20.8	(3.7)	3.4	(1.5)	20.8	(10.7)	-7.6	(4.1)	0.6	(0.3)	1.4	(11.9)	11.0	(13.9)
Argentinien	31.6	(3.2)	1.3	(5.3)	46.2	(17.2)	13.0	(2.1)	2.0	(1.0)	46.5	(9.2)	7.4	(2.9)	-0.2	(0.1)	11.9	(14.7)	8.0	(12.5)
Aserbaidschan	22.6	(2.4)	3.8	(5.0)	-1.8	(6.2)	11.5	(2.1)	1.6	(1.0)	16.3	(12.4)	-2.1	(3.9)	0.2	(0.2)	-12.3	(13.5)	-20.0	(12.6)
Brasilien	28.9	(2.0)	12.5	(9.0)	33.2	(12.5)	8.2	(2.0)	1.5	(0.7)	43.0	(4.8)	-0.9	(1.2)	0.0	(0.0)	3.3	(7.4)	-13.7	(5.7)
Bulgarien	46.6	(3.8)	29.5	(8.1)	28.2	(6.8)	13.2	(2.3)	1.6	(1.4)	69.5	(9.4)	-4.4	(3.7)	0.5	(0.2)	9.3	(9.1)	6.1	(10.3)
Kolumbien	10.5	(3.0)	19.2	(8.0)	58.4	(22.0)	13.4	(2.7)	1.5	(0.8)	28.1	(5.3)	0.0	(0.7)	0.0	(0.0)	17.6	(7.3)	-2.1	(6.7)
Kroatien	35.0	(3.3)	3.4	(2.5)	-8.1	(9.3)	10.2	(1.9)	-3.5	(1.2)	54.2	(9.7)	-3.4	(2.6)	0.1	(0.1)	17.4	(6.1)	-12.8	(7.6)
Dubai (VAE)	25.1	(4.3)	-30.3	(3.6)	17.5	(3.2)	18.8	(1.9)	2.7	(1.1)	23.3	(10.4)	1.1	(0.6)	0.0	(0.0)	12.0	(16.2)	15.7	(12.2)
Hongkong (China)	25.1	(2.9)	-8.5	(2.4)	21.7	(6.3)	2.2	(2.1)	-1.2	(0.9)	31.3	(5.7)	2.5	(3.3)	0.2	(0.3)	a	a	a	a
Indonesien	28.7	(1.8)	18.0	(11.1)	-4.3	(2.7)	6.9	(2.8)	1.4	(0.8)	6.3	(6.2)	1.3	(3.9)	0.1	(0.3)	1.9	(7.7)	12.4	(8.8)
Jordanien	30.0	(8.6)	-6.8	(3.6)	25.4	(8.4)	20.2	(2.3)	1.5	(1.1)	-0.3	(8.5)	-8.6	(3.7)	0.5	(0.2)	-5.9	(9.4)	6.9	(8.6)
Kasachstan	41.1	(2.6)	-11.8	(4.8)	3.1	(4.6)	17.2	(2.4)	-2.2	(1.4)	45.7	(11.3)	-2.4	(2.1)	0.1	(0.1)	-10.6	(10.8)	-1.0	(10.9)
Kirgisistan	50.4	(2.9)	-10.5	(5.5)	-3.2	(4.7)	19.7	(2.4)	2.5	(1.2)	15.5	(9.5)	0.3	(2.3)	-0.1	(0.1)	0.1	(8.6)	23.2	(11.5)
Lettland	47.1	(2.9)	0.7	(3.3)	3.1	(9.2)	19.4	(2.5)	-0.6	(1.6)	14.5	(13.5)	-3.5	(3.7)	0.3	(0.3)	1.4	(7.8)	4.3	(10.3)
Litauen	54.8	(2.7)	-1.3	(4.8)	10.6	(8.0)	18.9	(1.7)	-0.2	(1.2)	44.7	(10.8)	-7.4	(4.0)	0.5	(0.3)	10.0	(11.1)	-12.1	(10.3)
Macau (China)	21.3	(2.0)	-9.8	(2.7)	44.8	(7.4)	7.0	(2.1)	0.1	(0.9)	28.6	(10.1)	2.9	(1.9)	-0.1	(0.0)	a	a	a	a
Montenegro	39.3	(3.3)	-7.3	(2.7)	5.5	(11.5)	12.5	(1.5)	0.7	(1.5)	33.1	(14.5)	-4.9	(3.5)	0.3	(0.2)	-6.6	(12.7)	-4.3	(17.5)
Panama	18.5	(4.8)	4.2	(6.5)	15.3	(10.8)	6.9	(3.3)	1.4	(1.0)	12.7	(13.4)	2.4	(2.0)	-0.1	(0.1)	-15.7	(14.2)	8.1	(14.2)
Peru	12.2	(3.2)	20.3	(10.4)	32.4	(7.9)	11.9	(2.7)	1.1	(0.8)	34.7	(5.6)	4.2	(1.4)	-0.1	(0.0)	-4.2	(8.0)	3.2	(7.6)
Katar	35.9	(6.2)	-37.0	(2.7)	19.7	(3.4)	8.1	(1.5)	1.7	(0.9)	36.2	(15.8)	3.9	(1.2)	0.0	(0.0)	-1.3	(11.3)	-3.5	(11.1)
Rumänien	15.9	(3.9)	19.2	(9.7)	16.5	(7.7)	11.0	(2.1)	0.1	(1.0)	40.9	(8.9)	-3.8	(3.7)	0.2	(0.2)	28.8	(8.9)	11.5	(9.2)
Russ. Föderation	41.4	(2.6)	1.9	(2.8)	19.3	(5.7)	21.4	(2.0)	-1.5	(1.7)	41.5	(8.9)	-13.6	(3.7)	0.9	(0.2)	8.5	(8.8)	10.7	(7.6)
Serbien	26.0	(2.8)	-5.6	(3.4)	2.8	(10.6)	7.4	(1.7)	1.3	(1.2)	38.8	(17.8)	-9.0	(4.2)	0.3	(0.2)	9.4	(9.6)	-2.0	(8.8)
Shanghai (China)	33.0	(2.5)	22.2	(9.2)	31.4	(9.6)	4.7	(1.8)	0.6	(1.2)	26.1	(7.4)	-0.4	(0.6)	0.0	(0.0)	a	a	a	a
Singapur	25.7	(2.2)	-2.1	(2.9)	26.2	(3.4)	16.2	(2.7)	-2.4	(1.2)	49.7	(10.7)	7.0	(2.3)	-0.1	(0.1)	a	a	a	a
Chinesisch Taipeh	46.4																			



[Teil 1/1]

Varianz der Schülerleistungen im Bereich Lesekompetenz innerhalb und zwischen den Schulen und durch das Lernumfeld erklärte Varianz

Tabelle IV.2.13a

	Varianz		Verbleibende Varianz								Varianzzerlegung, ausgedrückt als Prozentsatz der durchschnittl. Varianz der Schülerleistungen im OECD-Vergleich			Varianz innerhalb der Schulen, ausgedrückt als Prozentsatz der durchschnittlichen innerschulischen Varianz der Schülerleistungen im OECD-Vergleich			Varianz zwischen den Schulen, ausgedrückt als Prozentsatz der durchschnittlichen zwischen-schulischen Varianz der Schülerleistungen im OECD-Vergleich								
	Empty Model (oder Nullmodell)		Modell mit demografischem und sozioökonomischem Hintergrund ¹		Modell mit Lernumfeld und Schulklima ²		Modell mit demografischem und sozioökonom. Hintergrund sowie Lernumfeld und Schulklima ³		Gesamtvarianz der Schülerleistungen			Allein durch den sozioökonom. und demogr. Hintergrund der Schüler und der Schulen erklärt			Allein durch das Lernumfeld erklärt			Allein durch den sozioökonom. und demogr. Hintergrund der Schüler und der Schulen erklärt			Allein durch das Lernumfeld erklärt				
	Innerh. d. Sch.	Zwisch. d. Sch.	Innerh. d. Sch.	Zwisch. d. Sch.	Innerh. d. Sch.	Zwisch. d. Sch.	Innerh. d. Sch.	Zwisch. d. Sch.	Innerh. d. Sch.	Zwisch. d. Sch.	%	%	%	%	%	%	%	%	%	%	%	%	%		
											%	%	%	%	%	%	%	%	%	%	%	%	%		
OECD-Länder																									
Australien	7 631	2 692	6 997	880	7 207	1 169	6 608	717	112	83	29	6.5	4.2	0.4	71.8	4.9	1.8	14.8	7.8						
Österreich	4 454	5 588	4 255	2 262	4 385	4 722	4 213	1 926	108	48	60	1.9	0.5	0.3	45.8	30.4	3.7	5.8	20.9						
Belgien	4 833	5 343	4 612	1 643	4 793	4 492	4 575	1 447	111	53	58	2.4	0.4	0.0	49.7	33.1	2.1	7.1	15.7						
Kanada	6 780	1 877	6 238	986	6 476	1 471	6 005	880	94	74	20	5.1	2.5	0.8	65.2	6.4	1.2	3.2	9.6						
Chile	4 005	4 893	3 886	1 219	3 965	3 185	3 847	894	97	44	53	1.3	0.4	0.0	41.8	24.9	3.5	15.0	9.7						
Tschech. Rep.	4 428	4 249	4 136	1 135	4 404	2 477	4 100	829	94	48	46	3.3	0.4	-0.1	44.5	17.9	3.3	15.9	9.0						
Dänemark	6 012	1 134	5 254	328	5 733	612	5 059	258	78	65	12	7.3	2.1	0.9	54.9	3.8	0.8	4.9	2.8						
Estland	5 595	1 557	4 991	681	5 310	1 113	4 765	440	78	61	17	5.9	2.4	0.6	51.8	7.3	2.6	2.2	4.8						
Finnland	6 993	665	5 641	458	6 668	520	5 464	387	83	76	7	13.1	1.9	1.6	59.3	1.4	0.8	0.8	4.2						
Frankreich	w	w	w	w	w	w	w	w	w	w	w	w	w	w	w	w	w	w	w						
Deutschland	3 890	5 890	3 558	1 708	3 789	3 397	3 509	1 509	106	42	64	3.0	0.5	0.6	38.1	20.5	2.2	24.9	16.4						
Griechenland	5 558	4 745	5 126	2 165	5 487	3 612	5 073	1 630	112	60	52	4.5	0.6	0.2	55.1	21.5	5.8	6.5	17.7						
Ungarn	2 923	5 846	2 792	1 717	2 916	4 984	2 777	1 582	95	32	64	1.5	0.2	-0.1	30.2	37.0	1.5	7.9	17.2						
Island	8 186	1 348	7 186	1 015	7 696	879	6 866	741	104	89	15	9.0	3.5	1.8	74.6	1.5	3.0	2.1	8.0						
Irland	6 966	2 805	6 408	1 145	6 689	1 438	6 157	703	106	76	30	5.8	2.7	0.3	66.9	8.0	4.8	10.0	7.6						
Israel	6 615	6 250	6 312	3 230	6 591	4 199	6 263	2 059	140	72	68	3.6	0.5	-0.3	68.0	23.2	12.7	9.6	22.4						
Italien	4 085	6 695	3 905	2 880	4 048	4 414	3 879	2 198	117	44	73	1.8	0.3	0.1	42.1	24.1	7.4	17.4	23.9						
Japan	5 386	5 087	5 248	2 255	5 299	1 804	5 143	1 091	114	59	55	1.7	1.2	-0.2	55.9	7.7	12.6	23.0	11.8						
Korea	5 283	2 741	4 829	1 038	5 197	1 683	4 745	711	87	57	30	4.9	0.9	0.0	51.5	10.6	3.6	7.9	7.7						
Luxemburg	6 906	5 335	6 112	610	6 811	2 148	5 977	541	133	75	58	9.1	1.5	-0.4	64.9	17.5	0.7	33.9	5.9						
Mexiko	3 869	3 583	3 723	1 964	3 782	3 173	3 644	1 451	81	42	39	1.5	0.9	0.1	39.6	18.7	5.6	-1.1	15.8						
Niederlande	2 795	5 107	2 670	2 224	2 768	3 860	2 650	1 740	86	30	55	1.3	0.2	0.1	28.8	23.0	5.3	8.3	18.9						
Neuseeland	8 228	2 622	6 974	530	7 805	1 234	6 677	441	118	89	28	12.3	3.2	1.4	72.5	8.6	1.0	14.1	4.8						
Norwegen	7 598	874	6 455	669	7 084	593	6 056	447	92	83	9	11.2	4.3	1.3	65.8	1.6	2.4	0.6	4.9						
Polen	6 869	1 585	5 582	458	6 601	1 363	5 470	423	92	75	17	12.3	1.2	1.7	59.4	10.2	0.4	2.0	4.6						
Portugal	5 191	2 565	4 666	883	5 084	2 282	4 591	781	84	56	28	5.4	0.8	0.3	49.9	16.3	1.1	2.0	8.5						
Slowak. Rep.	4 565	2 989	3 972	1 151	4 486	2 402	3 922	1 016	82	50	32	6.1	0.5	0.3	42.6	15.1	1.5	4.9	11.0						
Slowenien	3 102	4 142	2 941	1 818	3 051	3 205	2 895	1 322	79	34	45	1.7	0.5	0.1	31.4	20.4	5.4	4.8	14.4						
Spanien	6 048	1 690	5 390	816	5 890	1 277	5 293	750	84	66	18	6.5	1.1	0.7	57.5	5.7	0.7	3.8	8.1						
Schweden	8 290	1 877	7 007	605	7 987	1 226	6 804	561	110	90	20	12.8	2.2	1.1	73.9	7.2	0.5	6.6	6.1						
Schweiz	5 652	2 740	5 115	1 100	5 609	2 219	5 087	1 041	91	61	30	5.7	0.3	0.1	55.2	12.8	0.6	5.0	11.3						
Türkei	3 245	6 536	2 958	1 375	3 180	4 235	2 913	1 013	106	35	71	2.9	0.5	0.2	31.6	35.0	3.9	21.1	11.0						
Ver. Königreich	6 684	2 775	6 275	635	6 292	1 651	5 939	622	103	73	30	3.8	3.7	0.6	64.5	11.2	0.1	12.1	6.8						
Ver. Staaten	6 476	3 638	6 041	838	6 260	2 100	5 860	585	110	70	40	4.3	2.0	0.4	63.6	16.4	2.7	14.0	6.4						
OECD-Durchschnitt	5 591	3 616	5 068	1 285	5 435	2 398	4 934	992	100	61	39	5.4	1.5	0.4	53.6	15.3	3.2	9.4	10.8						
Partnerländer																									
Albanien	7 105	3 127	6 150	1 339	6 796	2 641	5 964	1 208	111	77	34	9.0	2.0	1.3	64.8	15.6	1.4	3.9	13.1						
Argentinien	5 523	8 456	5 201	3 238	5 525	5 961	5 198	2 871	152	60	92	3.6	0.0	-0.1	56.5	33.6	4.0	23.1	31.2						
Aserbaidschan	3 459	2 490	3 287	2 054	3 376	1 931	3 201	1 484	65	38	27	1.9	0.9	0.0	34.8	4.9	6.2	-0.1	16.1						
Brasilien	4 702	4 417	4 514	1 770	4 651	3 602	4 447	1 516	99	51	48	2.2	0.7	-0.2	48.3	22.7	2.8	6.1	16.5						
Bulgarien	6 439	6 418	5 794	2 053	6 317	5 855	5 705	1 780	140	70	70	6.2	1.0	0.4	62.0	44.3	3.0	3.1	19.3						
Kolumbien	4 813	3 162	4 711	688	4 704	2 034	4 580	598	87	52	34	1.3	1.4	-0.2	49.7	15.6	1.0	11.3	6.5						
Kroatien	4 473	4 045	4 183	1 391	4 384	1 756	4 109	974	93	49	44	3.0	0.8	0.2	44.6	8.5	4.5	20.3	10.6						
Dubai (VAE)	5 439	5 732	5 121	2 472	5 248	4 834	4 980	1 968	121	59	62	2.9	1.5	0.5	54.1	31.1	5.5	4.3	21.4						
Hongkong (China)	4 360	3 143	4 183	1 270	4 257	1 666	4 097	804	82	47	34	1.7	0.9	0.2	44.5	9.4	5.1	11.0	8.7						
Indonesien	2 298	1 749	2 117	1 181	2 294	1 445	2 108	991	44	25	19	2.0	0.1	-0.1	22.9	4.9	2.1	1.2	10.8						
Jordanien	5 461	3 312	5 186	1 727	5 221	2 299	4 977	1 308	95	59	36	2.7	2.3	0.3	54.1	10.8	4.6	6.4	14.2						
Kasachstan	5 078	2 887	4 456	1 542	4 866	2 287	4 303	1 272	87	55	31	6.1	1.7	0.6	46.7	11.0	2.9	3.6	13.8						
Kirgisistan	5 901	3 266	5 126	1 398	5 667	2 143	4 915	1 169	100	64	35	8.2	2.3	0.2	53.4	10.6	2.5	9.7	12.7						
Lettland	5 200	1 391	4 491	634	5 004	1 133	4 374	415	72	57	15	6.9	1.3	0.9	47.5	7.8	2.4	0.4	4.5						
Litauen																									

[Teil 1/1]

Tabelle IV.2.13b Zusammenhang zwischen dem Lernumfeld und den Schülerleistungen im Bereich Lesekompetenz

	Lernumfeld und Schulklima (Schülerebene) ¹						Lernumfeld und Schulklima (Schulebene) ¹													
	Index der Lehrer-Schüler-Beziehungen (höhere Werte stehen für bessere Beziehungen)		Index der Schulkultur (höhere Werte stehen für ein besseres Klima)		Index der Förderung des Lesengagements durch die Lehrkräfte (höhere Werte stehen für mehr Förderung)		Index der Lehrer-Schüler-Beziehungen (Schuldurchschnitt)		Index der Schulkultur (Schuldurchschnitt)		Index der schülerbezogenen Faktoren für das Schulklima (höhere Werte stehen für ein positives Schulklima)		Index der Lehrkräfte-bezogenen Faktoren für das Schulklima (höhere Werte stehen für ein positives Lehrerverhalten)		Index der Förderung des Lesengagements durch die Lehrkräfte (Schuldurchschnitt)		Eltern erwarten, dass die Schule ein hohes Leistungslevel fordert und Druck auf die Schüler ausübt, es zu erreichen		Index der Führungsrolle der Schulleitung (höhere Werte stehen für eine stärkere Führungsrolle)	
	Punkt-zahl- veränd.	S.E.	Punkt-zahl- veränd.	S.E.	Punkt-zahl- veränd.	S.E.	Punkt-zahl- veränd.	S.E.	Punkt-zahl- veränd.	S.E.	Punkt-zahl- veränd.	S.E.	Punkt-zahl- veränd.	S.E.	Punkt-zahl- veränd.	S.E.	Punkt-zahl- veränd.	S.E.	Punkt-zahl- veränd.	S.E.
OECD-Länder	19.3 (1.1)		9.6 (1.3)		0.0 (1.1)		49.5 (13.4)		44.7 (10.4)		-4.2 (4.5)		15.5 (4.4)		2.5 (17.3)		9.0 (7.9)		-1.1 (2.5)	
Australien	5.1 (1.3)		4.3 (1.2)		-2.5 (1.5)		-31.8 (14.3)		52.4 (9.2)		-8.8 (6.4)		16.3 (7.1)		34.0 (12.0)		1.6 (34.1)		0.0 (6.6)	
Österreich	4.2 (1.4)		3.9 (1.3)		2.4 (1.3)		-0.8 (20.4)		35.4 (16.5)		-11.3 (8.6)		43.9 (5.9)		-7.8 (22.2)		66.8 (19.2)		-11.2 (9.1)	
Kanada	14.6 (1.1)		5.7 (1.4)		3.0 (1.1)		5.3 (6.9)		7.3 (7.8)		-0.5 (3.0)		8.4 (3.8)		11.3 (7.2)		26.7 (5.0)		-0.6 (2.4)	
Chile	6.1 (1.4)		2.5 (1.5)		-1.2 (1.4)		12.1 (13.4)		-12.4 (18.7)		-11.3 (7.1)		28.8 (7.5)		-12.3 (12.6)		66.0 (16.8)		-0.4 (6.2)	
Tschech. Rep.	8.0 (1.6)		2.5 (1.5)		-3.3 (1.6)		-1.7 (12.4)		31.8 (7.2)		-18.7 (6.0)		31.4 (6.3)		26.6 (14.8)		39.5 (9.5)		0.4 (4.8)	
Dänemark	16.8 (1.6)		2.8 (1.9)		-0.1 (1.8)		29.2 (11.4)		24.4 (6.6)		-1.6 (2.8)		11.0 (3.2)		-24.8 (10.0)		30.2 (5.5)		-0.5 (5.2)	
Estland	17.4 (1.9)		9.6 (2.5)		-6.3 (2.0)		32.3 (17.0)		11.3 (11.8)		-9.4 (4.6)		21.9 (6.4)		-9.4 (16.1)		-4.6 (19.7)		2.8 (3.2)	
Finnland	20.5 (1.8)		-0.7 (2.0)		-7.7 (2.2)		30.6 (11.7)		12.2 (7.0)		7.4 (4.2)		-0.7 (4.1)		19.6 (14.7)		12.6 (13.1)		-7.3 (2.9)	
Frankreich	w	w	w	w	w	w	w	w	w	w	w	w	w	w	w	w	w	w	w	w
Deutschland	6.3 (1.4)		5.7 (1.5)		0.5 (1.6)		-52.0 (16.1)		2.0 (18.3)		-24.7 (7.4)		60.5 (7.0)		40.1 (18.4)		24.2 (19.5)		-7.9 (7.2)	
Griechenland	6.9 (1.9)		2.3 (2.1)		3.4 (2.2)		38.1 (23.4)		28.8 (16.7)		-11.4 (7.9)		23.9 (8.1)		-24.0 (21.4)		43.3 (18.2)		-11.8 (7.2)	
Ungarn	1.1 (1.4)		-0.1 (1.7)		3.1 (1.6)		-23.5 (17.7)		23.3 (18.9)		-13.0 (9.5)		22.4 (8.0)		-24.7 (21.0)		26.8 (23.9)		-5.7 (7.9)	
Island	19.5 (1.8)		7.6 (2.7)		-4.5 (1.7)		33.4 (9.0)		28.2 (12.2)		-5.6 (5.5)		10.5 (7.5)		-2.5 (12.0)		-6.4 (8.9)		-7.0 (4.0)	
Irland	14.9 (2.3)		9.5 (2.0)		-3.2 (2.0)		82.3 (21.9)		32.8 (10.2)		1.6 (4.9)		12.0 (6.2)		-22.5 (17.8)		26.1 (8.2)		-4.7 (4.2)	
Israel	7.4 (1.6)		2.8 (2.2)		-3.2 (1.8)		51.4 (25.4)		22.9 (22.1)		-12.1 (12.6)		19.0 (9.9)		-95.2 (14.8)		39.3 (14.5)		-24.0 (8.7)	
Italien	3.8 (0.9)		5.5 (0.9)		-0.7 (0.9)		-24.2 (18.3)		43.3 (12.6)		-15.7 (6.5)		34.8 (6.4)		-13.2 (13.6)		36.2 (15.1)		-16.3 (5.0)	
Japan	10.1 (1.6)		4.3 (1.8)		0.5 (1.4)		87.4 (20.0)		30.4 (15.1)		-17.1 (6.9)		30.4 (7.0)		2.8 (18.3)		47.6 (9.2)		-7.9 (5.0)	
Korea	12.2 (3.2)		0.3 (3.0)		-1.4 (3.0)		27.2 (31.9)		40.1 (21.6)		-13.2 (9.0)		26.8 (8.3)		-40.8 (31.6)		39.2 (14.0)		-4.1 (5.2)	
Luxemburg	3.1 (1.6)		9.5 (2.2)		0.5 (1.6)		-64.7 (34.6)		54.8 (33.1)		-27.5 (13.6)		35.6 (12.4)		76.1 (48.2)		-0.1 (22.0)		12.9 (7.7)	
Mexiko	6.9 (0.9)		7.0 (1.1)		2.7 (1.1)		29.0 (9.6)		15.9 (12.1)		-6.5 (5.0)		10.4 (5.3)		-8.4 (10.6)		4.8 (11.1)		11.3 (3.5)	
Niederlande	4.8 (1.4)		1.1 (1.2)		-5.6 (1.4)		34.0 (27.4)		54.6 (20.1)		-44.8 (16.0)		46.9 (8.7)		-5.4 (20.4)		29.0 (17.1)		12.6 (12.2)	
Neuseeland	16.2 (2.0)		10.6 (2.5)		3.7 (1.8)		24.3 (15.0)		37.8 (12.8)		-4.2 (6.5)		11.4 (5.3)		-10.0 (15.3)		52.6 (8.4)		-5.8 (3.9)	
Norwegen	21.2 (1.9)		6.2 (2.1)		-1.3 (2.2)		16.9 (14.3)		12.2 (6.9)		4.2 (5.1)		-1.4 (5.8)		10.7 (15.7)		30.7 (6.5)		-2.2 (5.0)	
Polen	4.8 (2.2)		7.2 (2.1)		12.6 (1.9)		16.8 (17.3)		16.3 (10.7)		-2.7 (4.5)		9.2 (5.2)		-19.7 (23.5)		31.2 (10.2)		-4.6 (5.1)	
Portugal	5.6 (1.6)		9.5 (1.7)		0.6 (1.9)		20.0 (13.9)		8.0 (14.8)		5.3 (6.1)		2.0 (5.9)		10.0 (23.3)		39.1 (17.1)		-7.8 (6.4)	
Slowak. Rep.	7.9 (1.6)		5.8 (1.8)		0.9 (1.7)		16.1 (14.0)		41.5 (10.1)		-14.7 (6.0)		14.6 (6.8)		-34.6 (11.9)		18.0 (13.3)		-13.9 (5.7)	
Slowenien	3.8 (1.2)		1.5 (1.1)		3.2 (1.1)		-16.5 (15.8)		21.5 (9.4)		10.2 (7.2)		1.2 (8.3)		23.4 (13.9)		27.4 (10.2)		-1.5 (5.5)	
Spanien	7.9 (1.0)		8.8 (1.1)		0.7 (1.2)		-16.9 (8.1)		24.5 (6.1)		-3.3 (3.1)		15.3 (2.5)		2.2 (6.2)		10.0 (7.7)		7.3 (2.3)	
Schweden	15.8 (1.9)		1.4 (2.0)		2.2 (2.4)		2.5 (12.7)		27.6 (12.5)		2.8 (4.5)		11.0 (6.0)		28.7 (16.6)		14.5 (7.1)		-6.0 (4.4)	
Schweiz	3.9 (1.1)		5.6 (1.7)		-5.1 (1.8)		-24.2 (9.2)		39.3 (12.5)		1.8 (6.5)		10.5 (5.1)		13.3 (17.0)		-7.1 (10.5)		3.4 (4.5)	
Türkei	4.8 (1.3)		2.7 (1.7)		2.7 (1.7)		-24.0 (24.8)		76.6 (20.2)		15.4 (16.2)		-13.9 (13.5)		8.1 (22.4)		76.3 (31.4)		18.7 (10.1)	
Ver. Königreich	14.2 (1.6)		12.7 (1.5)		3.7 (1.8)		-17.0 (17.1)		28.6 (15.3)		-1.3 (7.4)		17.5 (7.9)		18.8 (14.3)		27.4 (9.6)		-5.5 (3.4)	
Ver. Staaten	6.9 (2.1)		12.6 (2.0)		3.2 (1.8)		-9.2 (24.5)		24.0 (23.7)		-20.7 (12.2)		40.8 (12.5)		31.9 (24.0)		10.9 (19.3)		-10.7 (8.9)	
OECD-Durchschnitt	9.8 (0.3)		5.5 (0.3)		0.1 (0.3)		10.1 (3.2)		28.6 (2.7)		-7.7 (1.4)		19.0 (1.3)		0.1 (3.3)		26.9 (2.7)		-3.0 (1.1)	
Partnerländer	15.2 (2.3)		10.3 (2.6)		2.3 (2.1)		21.5 (27.2)		-1.1 (21.7)		-3.3 (8.7)		-3.8 (9.1)		9.7 (23.5)		39.4 (14.5)		-5.2 (5.4)	
Albanien	-1.6 (1.8)		2.3 (1.6)		1.4 (2.0)		-62.9 (27.6)		6.6 (17.8)		-11.4 (9.0)		33.9 (8.4)		-22.0 (26.4)		47.0 (31.7)		2.8 (10.0)	
Argentinien	1.1 (1.5)		8.3 (1.7)		4.1 (1.0)		-15.9 (16.4)		61.2 (16.9)		-1.7 (5.1)		3.8 (6.0)		-12.6 (11.3)		-23.1 (10.4)		2.2 (3.1)	
Aserbaidschan	6.8 (1.1)		6.6 (1.5)		-0.7 (1.2)		11.6 (12.2)		9.6 (12.0)		-1.2 (3.8)		18.4 (4.5)		-23.8 (11.5)		37.9 (13.7)		6.9 (3.7)	
Brasilien	5.3 (1.8)		7.9 (2.1)		3.5 (1.8)		-19.6 (24.6)		15.6 (21.4)		-18.1 (9.6)		25.5 (10.4)		24.2 (25.5)		42.7 (24.3)		-3.9 (10.7)	
Bulgarien	0.2 (1.7)		15.0 (1.9)		4.4 (1.8)		-85.8 (11.7)		28.0 (18.1)		3.8 (5.5)		8.4 (5.3)		24.1 (17.1)		-23.1 (14.8)		5.1 (4.8)	
Kolumbien	-2.9 (1.8)		8.9 (1.8)		5.5 (1.5)		-43.4 (18.0)		72.9 (12.1)		-16.5 (5.9)		34.5 (6.6)		-53.8 (37.8)		33.3 (16.9)		7.6 (5.1)	
Kroatien	9.9 (1.2)		7.4 (1.5)		-2.4 (1.1)		-17.0 (17.8)		61.3 (12.8)		3.1 (8.1)		16.4 (7.5)		-13.1 (15.5)		-0.8 (11.2)		-1.1 (5.6)	
Dubai (VAE)	5.4 (1.7)		7.2 (1.7)		4.7 (1.5)		88.4 (20.0)		83.7 (15.3)		3.9 (7.0)		17.2 (5.6)		-52.6 (17.3)		c		-8.4 (3.5)	
Hongkong (China)	0.3 (1.5)		3.1 (1.5)		-0.8 (1.1)		-22.3 (16.0)		-9.2 (8.8)		-3.1 (5.4)		16.3 (6.2)		-24.9 (10.1)		7.5 (8.1)		-3.2 (3.8)	
Indonesien	11.7 (1.4)		3.8 (1.8)		3.4 (1.5)		80.1 (22.5)		4.6 (11.0)		-1.2 (6.1)		5.0 (6.6)		6.7 (17.1)		0.1 (10.8)		12.8 (4.3)	
Jordanien	8.1 (1.8)		13.3 (1.8)		1.6 (1.4)		-52.0 (13.1)		29.2 (13.4)		7.7 (6.2)		-2.4 (5.4)		13.2 (9.7)		36.9 (13.8)		-4.8 (5.8)	
Kasachstan	5.6 (1.7)		17.3 (1.7)		2.3 (1.5)		-56.0 (15.8)		65.9 (19.0)		4.3 (5.6)		8.0 (5.1)		-23.5 (14.0)		-8.3 (8.7)		5.6 (5.7)	
Kirgisistan	13.6 (2.0)		7.3 (2.4)		0.9 (2.1)		5.5 (13.7)		-1.2 (9.4)		-3.6 (7.1)		12.2 (7.4)		-1.7 (9.7)		51.9 (10.1)		-4.0 (5.8)	
Lettland	6.8 (1.3)		7.9 (1.9)		0.7 (1.7)		-10.0 (9.0)		33.8 (9.0)		-11.7 (6.5)		11.1 (7.0)		-8.2 (13.4)		25.8 (11.4)		-8.3 (5.0)	
Litauen	2.6 (1.6)		5.8 (1.9)		-0.9 (1.6)		20.6 (32.7)		108.3 (15.0)		0.5 (10.2)		5.7 (8.3)		-12.6 (28.7)		c		-0.3 (6.0)	
Macau (China)	-4.3 (1.4)		11.7 (1.9)		7.5 (1.3)		-84.5 (25.3)		80.5 (19.8)		21.5 (12.4)		-9.4 (10.8)		9.2 (29.5)		c		6.1 (9.1)	
Montenegro	4.9 (1.9)		8.8 (2.4)		0.5 (1.7)		-58.9 (23.7)		49.9 (20.2)		16.2 (9.3)		-0.5 (10.8)		-9.1 (32.8)		-1.5 (27.3)		15.6 (7.1)	
Panama	5.5 (1.7)		15.6 (1.9)		0.6 (1.7)		-3.2 (19.2)		44.0 (23.8)		0.3 (7.1)		12.8 (7.3)		10.5 (20.9)		12.9 (13.2)		22.1 (5.8)	
Peru	9.7 (0.9)		5.0 (1.1)		-1.8 (0.8)		41.0 (18.8)		59.3 (19.0)		6.9 (10.1)		-2.6 (10.0)		-1.2 (15.7)		27.5 (14.7)		-0.5 (7.7)	
Katar	7.4 (1.7)		9.1 (2.4)		3.3 (1.6)		9.0 (14.7)		73.6 (18.9)		-11.7 (9.5)		7.8 (8.4)		23.0 (21.8)		32.8 (18.2)		0.8 (7.3)	
Rumänien	12.6 (1.6)		5.2 (1.7)		5.3 (1.5)		-15.7 (15.7)		28.4 (7.3)		-0.1 (4.9)		7.2 (4.1)		11.4 (10.2)		23.7 (9.6)		0.4 (5.0)	



[Teil 1/2]
Zusammenhang zwischen dem Lernumfeld und den Schülerleistungen im Bereich Lesekompetenz, unter Berücksichtigung des sozioökonomischen und demografischen Hintergrunds der Schüler und der Schulen

Tabelle IV.2.13c

	Lernumfeld und Schulklima (Schülerebene) ¹						Lernumfeld und Schulklima (Schulebene) ¹													
	Index der Lehrer-Schüler-Beziehungen (höhere Werte stehen für bessere Beziehungen)		Index der Schuldisziplin (höhere Werte stehen für ein besseres Klima)		Index der Förderung des Lesensengagements durch die Lehrkräfte (höhere Werte stehen für mehr Förderung)		Index der Lehrer-Schüler-Beziehungen (Schuldurchschnitt)		Index der Schuldisziplin (Schuldurchschnitt)		Index der schülerbezogenen Faktoren für das Schulklima (höhere Werte stehen für ein positives Schülerverhalten)		Index der lehrkräftebezogenen Faktoren für das Schulklima (höhere Werte stehen für ein positives Lehrerverhalten)		Index der Förderung des Lesensengagements durch die Lehrkräfte (Schuldurchschnitt)		Eltern erwarten, dass die Schule ein hohes Leistungsniveau fordert und Druck auf die Schüler ausübt, es zu erreichen		Index der Führungsrolle der Schulleitung (höhere Werte stehen für eine stärkere Führungsrolle)	
	Punkt-zahl-veränd.	S.E.	Punkt-zahl-veränd.	S.E.	Punkt-zahl-veränd.	S.E.	Punkt-zahl-veränd.	S.E.	Punkt-zahl-veränd.	S.E.	Punkt-zahl-veränd.	S.E.	Punkt-zahl-veränd.	S.E.	Punkt-zahl-veränd.	S.E.	Punkt-zahl-veränd.	S.E.	Punkt-zahl-veränd.	S.E.
OECD-Länder	17.8 (1.0)	8.2 (1.1)	-0.7 (1.1)	24.4 (11.8)	29.7 (9.5)	-2.0 (3.2)	4.1 (3.7)	-2.9 (12.9)	2.0 (5.8)	2.0 (2.2)	11.0 (4.4)	20.4 (11.8)	-19.5 (23.4)	-2.9 (4.3)	11.4 (8.8)	-6.4 (4.9)	10.5 (4.2)	2.5 (2.2)	11.0 (4.8)	0.6 (3.2)
Australien	4.1 (1.3)	4.0 (1.2)	-1.6 (1.5)	-19.4 (9.4)	23.2 (7.8)	-6.9 (5.7)	11.0 (4.4)	20.4 (11.8)	-19.5 (23.4)	-2.9 (4.3)	11.4 (8.8)	-6.4 (4.9)	10.5 (4.2)	2.5 (2.2)	11.0 (4.8)	0.6 (3.2)	11.0 (4.8)	0.6 (3.2)	11.0 (4.8)	0.6 (3.2)
Österreich	3.7 (1.3)	4.1 (1.3)	2.3 (1.2)	7.4 (13.7)	7.5 (11.4)	-1.5 (4.7)	14.4 (4.6)	-4.0 (12.4)	11.4 (8.8)	-6.4 (4.9)	10.5 (4.2)	2.5 (2.2)	11.0 (4.8)	0.6 (3.2)	11.0 (4.8)	0.6 (3.2)	11.0 (4.8)	0.6 (3.2)	11.0 (4.8)	0.6 (3.2)
Belgien	12.6 (1.1)	4.8 (1.3)	2.1 (1.1)	11.5 (6.0)	5.6 (7.4)	1.4 (2.4)	5.6 (3.1)	2.2 (6.0)	10.5 (4.2)	2.5 (2.2)	11.0 (4.8)	0.6 (3.2)	11.0 (4.8)	0.6 (3.2)	11.0 (4.8)	0.6 (3.2)	11.0 (4.8)	0.6 (3.2)	11.0 (4.8)	0.6 (3.2)
Kanada	6.1 (1.3)	2.0 (1.4)	-1.2 (1.4)	15.4 (10.3)	6.8 (10.4)	2.4 (4.5)	9.8 (3.8)	-18.0 (10.1)	8.5 (8.6)	0.6 (3.2)	11.0 (4.8)	0.6 (3.2)	11.0 (4.8)	0.6 (3.2)	11.0 (4.8)	0.6 (3.2)	11.0 (4.8)	0.6 (3.2)	11.0 (4.8)	0.6 (3.2)
Chile	6.9 (1.5)	1.8 (1.4)	-2.7 (1.5)	23.3 (7.4)	14.9 (5.1)	-6.4 (3.8)	11.8 (4.0)	13.7 (8.7)	7.3 (5.9)	0.3 (3.1)	11.0 (4.8)	0.6 (3.2)	11.0 (4.8)	0.6 (3.2)	11.0 (4.8)	0.6 (3.2)	11.0 (4.8)	0.6 (3.2)	11.0 (4.8)	0.6 (3.2)
Tschech. Rep.	14.5 (1.5)	2.6 (1.8)	-1.1 (1.7)	11.6 (7.7)	17.2 (5.5)	3.1 (2.8)	-0.3 (3.3)	-10.8 (7.4)	2.8 (4.9)	5.0 (3.5)	11.0 (4.8)	0.6 (3.2)	11.0 (4.8)	0.6 (3.2)	11.0 (4.8)	0.6 (3.2)	11.0 (4.8)	0.6 (3.2)	11.0 (4.8)	0.6 (3.2)
Dänemark	13.7 (1.9)	9.6 (2.3)	-6.6 (1.8)	42.4 (10.8)	7.1 (7.0)	-3.2 (3.9)	12.8 (4.4)	-14.3 (13.1)	-7.5 (9.3)	-1.9 (3.4)	11.0 (4.8)	0.6 (3.2)	11.0 (4.8)	0.6 (3.2)	11.0 (4.8)	0.6 (3.2)	11.0 (4.8)	0.6 (3.2)	11.0 (4.8)	0.6 (3.2)
Estland	15.8 (1.7)	0.1 (1.8)	-4.4 (1.9)	20.3 (10.6)	8.0 (5.8)	5.3 (3.7)	-1.2 (3.6)	14.6 (12.2)	-2.7 (8.9)	-5.1 (2.7)	11.0 (4.8)	0.6 (3.2)	11.0 (4.8)	0.6 (3.2)	11.0 (4.8)	0.6 (3.2)	11.0 (4.8)	0.6 (3.2)	11.0 (4.8)	0.6 (3.2)
Finnland	w	w	w	w	w	w	w	w	w	w	11.0 (4.8)	0.6 (3.2)	11.0 (4.8)	0.6 (3.2)	11.0 (4.8)	0.6 (3.2)	11.0 (4.8)	0.6 (3.2)	11.0 (4.8)	0.6 (3.2)
Frankreich	4.3 (1.3)	4.8 (1.4)	1.1 (1.5)	-8.1 (14.6)	1.8 (14.3)	-7.5 (4.9)	18.3 (5.8)	2.7 (16.2)	11.6 (10.2)	-0.3 (5.6)	11.0 (4.8)	0.6 (3.2)	11.0 (4.8)	0.6 (3.2)	11.0 (4.8)	0.6 (3.2)	11.0 (4.8)	0.6 (3.2)	11.0 (4.8)	0.6 (3.2)
Deutschland	5.6 (1.8)	1.8 (2.0)	3.2 (2.0)	47.7 (20.6)	35.7 (13.9)	-6.8 (5.9)	18.0 (7.2)	-15.2 (15.6)	1.3 (9.1)	-5.9 (5.1)	11.0 (4.8)	0.6 (3.2)	11.0 (4.8)	0.6 (3.2)	11.0 (4.8)	0.6 (3.2)	11.0 (4.8)	0.6 (3.2)	11.0 (4.8)	0.6 (3.2)
Griechenland	0.6 (1.4)	-0.3 (1.6)	3.5 (1.6)	-17.7 (14.5)	14.3 (14.5)	-9.8 (6.0)	4.7 (5.2)	19.4 (13.4)	3.2 (15.0)	3.6 (5.1)	11.0 (4.8)	0.6 (3.2)	11.0 (4.8)	0.6 (3.2)	11.0 (4.8)	0.6 (3.2)	11.0 (4.8)	0.6 (3.2)	11.0 (4.8)	0.6 (3.2)
Ungarn	15.9 (1.7)	6.8 (2.4)	-5.0 (1.7)	26.7 (8.8)	21.2 (10.9)	-5.8 (5.1)	12.5 (6.7)	-4.0 (12.8)	-6.6 (7.4)	-5.8 (4.9)	11.0 (4.8)	0.6 (3.2)	11.0 (4.8)	0.6 (3.2)	11.0 (4.8)	0.6 (3.2)	11.0 (4.8)	0.6 (3.2)	11.0 (4.8)	0.6 (3.2)
Island	12.6 (2.1)	8.6 (1.8)	-3.5 (1.9)	77.6 (16.7)	9.0 (7.8)	0.4 (3.5)	1.6 (5.3)	-20.2 (14.4)	11.3 (6.7)	-2.0 (3.5)	11.0 (4.8)	0.6 (3.2)	11.0 (4.8)	0.6 (3.2)	11.0 (4.8)	0.6 (3.2)	11.0 (4.8)	0.6 (3.2)	11.0 (4.8)	0.6 (3.2)
Irland	6.2 (1.5)	2.0 (2.1)	-3.6 (1.8)	40.2 (20.2)	28.7 (12.0)	-18.0 (8.7)	21.1 (8.1)	-68.2 (13.8)	7.1 (9.6)	-21.3 (5.9)	11.0 (4.8)	0.6 (3.2)	11.0 (4.8)	0.6 (3.2)	11.0 (4.8)	0.6 (3.2)	11.0 (4.8)	0.6 (3.2)	11.0 (4.8)	0.6 (3.2)
Israel	3.0 (0.9)	4.8 (0.8)	-0.7 (1.0)	-12.0 (13.8)	22.1 (9.6)	0.0 (5.5)	18.4 (4.6)	6.0 (11.3)	18.9 (9.5)	-16.9 (3.6)	11.0 (4.8)	0.6 (3.2)	11.0 (4.8)	0.6 (3.2)	11.0 (4.8)	0.6 (3.2)	11.0 (4.8)	0.6 (3.2)	11.0 (4.8)	0.6 (3.2)
Italien	9.6 (1.5)	3.1 (1.8)	1.1 (1.4)	60.7 (15.0)	34.0 (9.5)	-9.0 (5.9)	22.4 (6.1)	-14.0 (13.7)	11.5 (7.9)	-0.3 (3.5)	11.0 (4.8)	0.6 (3.2)	11.0 (4.8)	0.6 (3.2)	11.0 (4.8)	0.6 (3.2)	11.0 (4.8)	0.6 (3.2)	11.0 (4.8)	0.6 (3.2)
Japan	11.1 (2.9)	0.0 (2.8)	-0.7 (2.9)	32.3 (28.8)	13.7 (14.6)	3.5 (6.3)	11.4 (5.5)	-45.7 (23.9)	23.8 (14.3)	-5.9 (3.2)	11.0 (4.8)	0.6 (3.2)	11.0 (4.8)	0.6 (3.2)	11.0 (4.8)	0.6 (3.2)	11.0 (4.8)	0.6 (3.2)	11.0 (4.8)	0.6 (3.2)
Korea	3.1 (1.4)	9.1 (1.9)	-0.1 (1.3)	29.1 (22.7)	-6.5 (19.4)	-4.0 (9.1)	0.8 (8.9)	-47.9 (25.5)	-15.8 (9.2)	0.1 (3.4)	11.0 (4.8)	0.6 (3.2)	11.0 (4.8)	0.6 (3.2)	11.0 (4.8)	0.6 (3.2)	11.0 (4.8)	0.6 (3.2)	11.0 (4.8)	0.6 (3.2)
Luxemburg	5.7 (0.9)	6.5 (1.1)	2.7 (1.1)	19.5 (8.0)	36.5 (9.7)	-4.8 (3.5)	11.3 (4.3)	2.7 (7.6)	2.6 (8.4)	1.3 (2.7)	11.0 (4.8)	0.6 (3.2)	11.0 (4.8)	0.6 (3.2)	11.0 (4.8)	0.6 (3.2)	11.0 (4.8)	0.6 (3.2)	11.0 (4.8)	0.6 (3.2)
Mexiko	4.5 (1.4)	0.8 (1.2)	-4.9 (1.4)	18.9 (25.0)	60.2 (19.3)	-11.5 (9.3)	17.6 (7.3)	-20.1 (16.1)	16.0 (13.4)	7.2 (5.9)	11.0 (4.8)	0.6 (3.2)	11.0 (4.8)	0.6 (3.2)	11.0 (4.8)	0.6 (3.2)	11.0 (4.8)	0.6 (3.2)	11.0 (4.8)	0.6 (3.2)
Niederlande	13.2 (1.9)	8.6 (2.0)	3.1 (1.7)	15.6 (12.7)	19.8 (8.7)	-0.6 (4.9)	4.2 (4.7)	-19.0 (9.2)	16.4 (5.7)	-3.4 (2.6)	11.0 (4.8)	0.6 (3.2)	11.0 (4.8)	0.6 (3.2)	11.0 (4.8)	0.6 (3.2)	11.0 (4.8)	0.6 (3.2)	11.0 (4.8)	0.6 (3.2)
Norwegen	18.1 (1.9)	5.6 (1.9)	-0.1 (2.1)	18.5 (11.6)	16.0 (6.2)	5.8 (4.3)	0.8 (5.4)	5.3 (12.8)	21.4 (5.5)	-4.1 (4.6)	11.0 (4.8)	0.6 (3.2)	11.0 (4.8)	0.6 (3.2)	11.0 (4.8)	0.6 (3.2)	11.0 (4.8)	0.6 (3.2)	11.0 (4.8)	0.6 (3.2)
Polen	3.8 (1.9)	5.1 (1.9)	8.3 (1.7)	-1.0 (8.4)	12.3 (6.2)	-1.9 (2.6)	5.8 (3.8)	1.7 (12.2)	-0.2 (6.8)	-1.8 (3.0)	11.0 (4.8)	0.6 (3.2)	11.0 (4.8)	0.6 (3.2)	11.0 (4.8)	0.6 (3.2)	11.0 (4.8)	0.6 (3.2)	11.0 (4.8)	0.6 (3.2)
Portugal	4.0 (1.6)	8.1 (1.5)	-1.1 (1.9)	32.7 (11.3)	17.3 (9.9)	1.5 (3.9)	-0.2 (3.9)	-14.8 (10.9)	-2.2 (8.1)	-6.1 (3.6)	11.0 (4.8)	0.6 (3.2)	11.0 (4.8)	0.6 (3.2)	11.0 (4.8)	0.6 (3.2)	11.0 (4.8)	0.6 (3.2)	11.0 (4.8)	0.6 (3.2)
Slowak. Rep.	6.2 (1.5)	4.7 (1.6)	0.3 (1.6)	6.5 (10.5)	27.1 (7.5)	-8.4 (4.9)	3.8 (5.6)	-8.6 (9.4)	-1.3 (10.9)	-5.6 (4.3)	11.0 (4.8)	0.6 (3.2)	11.0 (4.8)	0.6 (3.2)	11.0 (4.8)	0.6 (3.2)	11.0 (4.8)	0.6 (3.2)	11.0 (4.8)	0.6 (3.2)
Irland	3.9 (1.1)	1.4 (1.1)	2.3 (1.0)	4.3 (13.2)	13.1 (6.4)	16.2 (5.9)	-0.6 (6.1)	16.0 (10.2)	16.9 (8.7)	1.6 (4.3)	11.0 (4.8)	0.6 (3.2)	11.0 (4.8)	0.6 (3.2)	11.0 (4.8)	0.6 (3.2)	11.0 (4.8)	0.6 (3.2)	11.0 (4.8)	0.6 (3.2)
Slovenien	6.1 (1.0)	7.2 (1.0)	0.7 (1.1)	-3.6 (5.7)	20.7 (5.4)	-2.4 (2.7)	4.8 (2.3)	-4.4 (5.3)	-4.7 (6.7)	1.0 (2.2)	11.0 (4.8)	0.6 (3.2)	11.0 (4.8)	0.6 (3.2)	11.0 (4.8)	0.6 (3.2)	11.0 (4.8)	0.6 (3.2)	11.0 (4.8)	0.6 (3.2)
Spanien	12.1 (1.7)	1.8 (1.8)	2.7 (2.1)	-1.2 (9.9)	9.0 (8.8)	0.8 (3.3)	3.8 (4.1)	24.4 (14.9)	-2.5 (5.8)	-4.1 (3.1)	11.0 (4.8)	0.6 (3.2)	11.0 (4.8)	0.6 (3.2)	11.0 (4.8)	0.6 (3.2)	11.0 (4.8)	0.6 (3.2)	11.0 (4.8)	0.6 (3.2)
Schweden	3.1 (1.0)	4.1 (1.6)	-3.1 (1.8)	-2.4 (9.0)	16.0 (9.2)	2.8 (5.1)	3.3 (3.9)	-3.4 (14.2)	-10.9 (6.9)	-1.4 (3.3)	11.0 (4.8)	0.6 (3.2)	11.0 (4.8)	0.6 (3.2)	11.0 (4.8)	0.6 (3.2)	11.0 (4.8)	0.6 (3.2)	11.0 (4.8)	0.6 (3.2)
Schweiz	4.3 (1.3)	2.8 (1.5)	1.8 (1.6)	24.8 (15.2)	20.8 (13.9)	0.3 (6.7)	0.5 (6.2)	15.6 (9.7)	-1.8 (17.5)	0.8 (4.2)	11.0 (4.8)	0.6 (3.2)	11.0 (4.8)	0.6 (3.2)	11.0 (4.8)	0.6 (3.2)	11.0 (4.8)	0.6 (3.2)	11.0 (4.8)	0.6 (3.2)
Türkei	12.5 (1.5)	11.6 (1.4)	2.9 (1.8)	-2.8 (9.7)	-0.7 (8.5)	0.9 (4.2)	-0.5 (4.6)	8.4 (9.8)	8.3 (6.5)	-1.4 (2.7)	11.0 (4.8)	0.6 (3.2)	11.0 (4.8)	0.6 (3.2)	11.0 (4.8)	0.6 (3.2)	11.0 (4.8)	0.6 (3.2)	11.0 (4.8)	0.6 (3.2)
Ver. Königreich	4.6 (2.0)	11.9 (2.0)	2.2 (1.8)	8.0 (17.2)	26.5 (17.9)	-5.7 (6.9)	8.1 (7.5)	3.1 (17.6)	-10.8 (8.3)	-3.2 (3.8)	11.0 (4.8)	0.6 (3.2)	11.0 (4.8)	0.6 (3.2)	11.0 (4.8)	0.6 (3.2)	11.0 (4.8)	0.6 (3.2)	11.0 (4.8)	0.6 (3.2)
Ver. Staaten	8.2 (0.3)	4.8 (0.3)	0.0 (0.3)	16.7 (2.5)	17.8 (1.9)	-2.2 (0.9)	7.9 (0.9)	-5.4 (2.3)	2.9 (1.7)	-2.4 (0.7)	11.0 (4.8)	0.6 (3.2)	11.0 (4.8)	0.6 (3.2)	11.0 (4.8)	0.6 (3.2)	11.0 (4.8)	0.6 (3.2)	11.0 (4.8)	0.6 (3.2)
OECD-Durchschnitt	8.2 (0.3)	4.8 (0.3)	0.0 (0.3)	16.7 (2.5)	17.8 (1.9)	-2.2 (0.9)	7.9 (0.9)	-5.4 (2.3)	2.9 (1.7)	-2.4 (0.7)	11.0 (4.8)	0.6 (3.2)	11.0 (4.8)	0.6 (3.2)	11.0 (4.8)	0.6 (3.2)	11.0 (4.8)	0.6 (3.2)	11.0 (4.8)	0.6 (3.2)
Partnerländer	10.9 (2.2)	9.7 (2.6)	1.7 (2.0)	7.1 (21.0)	19.9 (13.2)	-6.7 (5.8)	-1.4 (6.6)	8.1 (22.7)	15.1 (12.5)	3.2 (4.9)	11.0 (4.8)	0.6 (3.2)	11.0 (4.8)	0.6 (3.2)	11.0 (4.8)	0.6 (3.2)	11.0 (4.8)	0.6 (3.2)	11.0 (4.8)	0.6 (3.2)
Albanien	-2.0 (1.7)	2.3 (1.6)	1.1 (1.8)	-0.9 (20.8)	24.8 (12.8)	-7.1 (6.0)	16.9 (6.7)	-13.6 (18.6)	-2.3 (21.4)	3.0 (6.4)	11.0 (4.8)	0.6 (3.2)	11.0 (4.8)	0.6 (3.2)	11.0 (4.8)	0.6 (3.2)	11.0 (4.8)	0.6 (3.2)	11.0 (4.8)	0.6 (3.2)
Argentinien	0.5 (1.4)	8.7 (1.7)	3.8 (1.0)	-6.9 (16.6)	61.0 (17.0)	-1.3 (5.0)	2.5 (6.1)	-5.6 (10.7)	-20.4 (9.0)	0.1 (2.8)	11.0 (4.8)	0.6 (3.2)	11.0 (4.8)	0.6 (3.2)	11.0 (4.8)	0.6 (3.2)	11.0 (4.8)	0.6 (3.2)	11.0 (4.8)	0.6 (3.2)
Aserbaidshjan	6.4 (1.0)	6.3 (1.5)	-0.8 (1.2)	21.8 (9.6)	19.1 (8.0)	-8.3 (2.7)	12.0 (3.4)	-23.7 (8.0)	6.5 (8.2)	2.1 (2.1)	11.0 (4.8)	0.6 (3.2)	11.0 (4.8)	0.6 (3.2)	11.0 (4.8)	0.6 (3.2)	11.0 (4.8)	0.6 (3.2)	11.0 (4.8)	0.6 (3.2)
Brasilien	3.9 (1.7)	7.1 (2.1)	2.5 (1.6)	30.9 (12.4)	14.7 (11.0)	-3.9 (5.6)	4.9 (5.4)	-1.0 (15.3)	24.4 (10.3)</											

[Teil 2/2]

Zusammenhang zwischen dem Lernumfeld und den Schülerleistungen im Bereich Lesekompetenz, unter Berücksichtigung des sozioökonomischen und demografischen Hintergrunds der Schüler und der Schulen

Tabelle IV.2.13c

	Sozioökonomischer und demografischer Hintergrund der Schüler ¹										Sozioökonomischer und demografischer Hintergrund der Schule ¹									
	Schüler ist weiblich		Schüler ohne Migrationshintergrund		Vom Schüler zu Hause gesprochene Sprache ist mit der Testsprache identisch		PISA-Index des wirtschaftl., sozialen und kulturellen Status der Schüler (Anstieg um 1 Einheit)		PISA-Index des wirtschaftl., sozialen und kulturellen Status der Schüler (quadrant)		Schuldurchschnitt auf dem PISA-Index des wirtschaftl., sozialen und kulturellen Status der Schüler (Anstieg um 1 Einheit)		Schulgröße (je 100 Schüler)		Schulgröße (je 100 Schüler) (quadrant)		Schule in Kleinstadt oder Dorf (bis 15 000 Einwohner)		Schule in einer Großstadt (ab 100 000 Einwohner)	
	Punkt-zahl-veränd.	S.E.	Punkt-zahl-veränd.	S.E.	Punkt-zahl-veränd.	S.E.	Punkt-zahl-veränd.	S.E.	Punkt-zahl-veränd.	S.E.	Punkt-zahl-veränd.	S.E.	Punkt-zahl-veränd.	S.E.	Punkt-zahl-veränd.	S.E.	Punkt-zahl-veränd.	S.E.	Punkt-zahl-veränd.	S.E.
OECD-Länder	34.9 (2.3)	-6.0 (2.5)	26.8 (4.1)	27.5 (1.7)	-3.4 (1.2)	42.8 (9.7)	1.0 (2.3)	0.0 (0.1)	-3.2 (7.0)	0.9 (4.9)	34.9 (2.3)	-6.0 (2.5)	26.8 (4.1)	27.5 (1.7)	-3.4 (1.2)	42.8 (9.7)	1.0 (2.3)	0.0 (0.1)	-3.2 (7.0)	0.9 (4.9)
Australien	20.7 (3.4)	11.7 (4.9)	17.5 (6.0)	8.1 (2.0)	0.4 (1.4)	57.6 (12.9)	9.3 (2.9)	-0.4 (0.2)	-13.1 (9.9)	-10.4 (11.6)	20.7 (3.4)	11.7 (4.9)	17.5 (6.0)	8.1 (2.0)	0.4 (1.4)	57.6 (12.9)	9.3 (2.9)	-0.4 (0.2)	-13.1 (9.9)	-10.4 (11.6)
Österreich	19.0 (2.2)	17.7 (2.8)	5.5 (3.2)	12.2 (1.4)	1.4 (0.9)	88.8 (9.4)	6.8 (3.1)	-0.3 (0.1)	11.2 (8.1)	0.1 (8.5)	19.0 (2.2)	17.7 (2.8)	5.5 (3.2)	12.2 (1.4)	1.4 (0.9)	88.8 (9.4)	6.8 (3.1)	-0.3 (0.1)	11.2 (8.1)	0.1 (8.5)
Belgien	33.4 (2.0)	4.3 (2.6)	18.2 (4.5)	17.6 (1.3)	2.1 (0.9)	21.1 (7.0)	3.9 (1.3)	-0.1 (0.1)	3.6 (4.9)	-1.2 (4.8)	33.4 (2.0)	4.3 (2.6)	18.2 (4.5)	17.6 (1.3)	2.1 (0.9)	21.1 (7.0)	3.9 (1.3)	-0.1 (0.1)	3.6 (4.9)	-1.2 (4.8)
Kanada	18.6 (3.1)	0.4 (7.7)	48.9 (17.9)	9.8 (1.8)	0.3 (0.9)	39.8 (5.2)	5.4 (1.4)	-0.1 (0.0)	11.3 (11.2)	-4.4 (8.2)	18.6 (3.1)	0.4 (7.7)	48.9 (17.9)	9.8 (1.8)	0.3 (0.9)	39.8 (5.2)	5.4 (1.4)	-0.1 (0.0)	11.3 (11.2)	-4.4 (8.2)
Chile	34.0 (2.6)	12.1 (3.8)	-1.7 (10.9)	15.5 (2.0)	-2.7 (1.6)	102.5 (7.9)	4.7 (3.4)	-0.1 (0.3)	11.7 (5.3)	-12.3 (6.7)	34.0 (2.6)	12.1 (3.8)	-1.7 (10.9)	15.5 (2.0)	-2.7 (1.6)	102.5 (7.9)	4.7 (3.4)	-0.1 (0.3)	11.7 (5.3)	-12.3 (6.7)
Tschech. Rep.	28.2 (2.8)	14.8 (3.5)	21.1 (5.8)	25.4 (1.7)	-0.2 (1.1)	34.6 (7.2)	2.8 (3.2)	-0.3 (0.3)	-5.6 (4.4)	6.1 (5.1)	28.2 (2.8)	14.8 (3.5)	21.1 (5.8)	25.4 (1.7)	-0.2 (1.1)	34.6 (7.2)	2.8 (3.2)	-0.3 (0.3)	-5.6 (4.4)	6.1 (5.1)
Dänemark	41.0 (2.8)	9.1 (3.9)	27.1 (7.1)	16.1 (2.1)	0.4 (1.9)	41.8 (12.7)	3.8 (2.0)	-0.2 (0.1)	9.7 (7.2)	-1.0 (6.4)	41.0 (2.8)	9.1 (3.9)	27.1 (7.1)	16.1 (2.1)	0.4 (1.9)	41.8 (12.7)	3.8 (2.0)	-0.2 (0.1)	9.7 (7.2)	-1.0 (6.4)
Estland	54.4 (2.6)	13.9 (5.4)	48.5 (7.2)	25.6 (2.0)	-1.5 (1.6)	21.5 (10.4)	-0.6 (1.8)	0.0 (0.0)	-1.0 (5.2)	-2.4 (5.7)	54.4 (2.6)	13.9 (5.4)	48.5 (7.2)	25.6 (2.0)	-1.5 (1.6)	21.5 (10.4)	-0.6 (1.8)	0.0 (0.0)	-1.0 (5.2)	-2.4 (5.7)
Finnland	w	w	w	w	w	w	w	w	w	w	w	w	w	w	w	w	w	w	w	w
Frankreich	28.5 (2.5)	15.1 (3.2)	3.8 (5.4)	8.9 (1.5)	-1.2 (0.9)	85.6 (10.3)	7.9 (2.4)	-0.3 (0.1)	15.6 (8.8)	-3.1 (10.5)	28.5 (2.5)	15.1 (3.2)	3.8 (5.4)	8.9 (1.5)	-1.2 (0.9)	85.6 (10.3)	7.9 (2.4)	-0.3 (0.1)	15.6 (8.8)	-3.1 (10.5)
Deutschland	35.0 (3.1)	1.9 (3.6)	15.8 (13.5)	15.8 (1.7)	1.8 (1.3)	44.9 (8.8)	5.3 (16.1)	0.0 (2.5)	10.7 (12.5)	-11.5 (12.5)	35.0 (3.1)	1.9 (3.6)	15.8 (13.5)	15.8 (1.7)	1.8 (1.3)	44.9 (8.8)	5.3 (16.1)	0.0 (2.5)	10.7 (12.5)	-11.5 (12.5)
Griechenland	24.8 (2.5)	-6.7 (4.4)	20.1 (9.8)	8.7 (1.6)	0.6 (1.0)	74.2 (8.5)	3.9 (3.3)	-0.1 (0.2)	-8.3 (13.4)	-10.4 (11.3)	24.8 (2.5)	-6.7 (4.4)	20.1 (9.8)	8.7 (1.6)	0.6 (1.0)	74.2 (8.5)	3.9 (3.3)	-0.1 (0.2)	-8.3 (13.4)	-10.4 (11.3)
Ungarn	41.6 (3.3)	2.7 (5.3)	52.2 (11.7)	25.5 (2.8)	-3.2 (1.7)	14.3 (11.4)	-2.3 (5.3)	0.2 (0.8)	1.4 (8.2)	-5.2 (10.4)	41.6 (3.3)	2.7 (5.3)	52.2 (11.7)	25.5 (2.8)	-3.2 (1.7)	14.3 (11.4)	-2.3 (5.3)	0.2 (0.8)	1.4 (8.2)	-5.2 (10.4)
Island	31.9 (4.5)	-5.3 (3.9)	32.0 (10.5)	25.7 (2.0)	-1.7 (1.5)	36.1 (7.5)	6.1 (4.2)	-0.5 (0.3)	19.5 (7.3)	23.3 (8.6)	31.9 (4.5)	-5.3 (3.9)	32.0 (10.5)	25.7 (2.0)	-1.7 (1.5)	36.1 (7.5)	6.1 (4.2)	-0.5 (0.3)	19.5 (7.3)	23.3 (8.6)
Irland	31.3 (3.7)	-4.0 (4.3)	3.1 (6.0)	21.9 (2.5)	3.8 (1.3)	84.0 (13.1)	11.2 (4.4)	-0.5 (0.2)	-15.5 (15.4)	-7.7 (14.2)	31.3 (3.7)	-4.0 (4.3)	3.1 (6.0)	21.9 (2.5)	3.8 (1.3)	84.0 (13.1)	11.2 (4.4)	-0.5 (0.2)	-15.5 (15.4)	-7.7 (14.2)
Israel	26.0 (1.6)	16.6 (2.7)	6.8 (2.5)	5.0 (0.8)	-1.1 (0.8)	53.1 (9.1)	10.6 (2.5)	-0.4 (0.1)	2.5 (10.1)	-9.8 (9.1)	26.0 (1.6)	16.6 (2.7)	6.8 (2.5)	5.0 (0.8)	-1.1 (0.8)	53.1 (9.1)	10.6 (2.5)	-0.4 (0.1)	2.5 (10.1)	-9.8 (9.1)
Italien	26.5 (2.7)	2.7 (9.0)	83.3 (29.5)	4.4 (2.5)	-0.5 (2.3)	82.4 (13.1)	0.8 (2.3)	-0.1 (0.1)	-12.9 (13.3)	-1.6 (6.8)	26.5 (2.7)	2.7 (9.0)	83.3 (29.5)	4.4 (2.5)	-0.5 (2.3)	82.4 (13.1)	0.8 (2.3)	-0.1 (0.1)	-12.9 (13.3)	-1.6 (6.8)
Japan	42.7 (5.6)	3.8 (11.4)	69.8 (26.6)	18.2 (2.5)	0.8 (1.4)	41.2 (9.0)	5.2 (3.7)	-0.1 (0.1)	-25.9 (19.1)	-26.4 (13.3)	42.7 (5.6)	3.8 (11.4)	69.8 (26.6)	18.2 (2.5)	0.8 (1.4)	41.2 (9.0)	5.2 (3.7)	-0.1 (0.1)	-25.9 (19.1)	-26.4 (13.3)
Korea	34.9 (3.1)	28.6 (3.6)	25.2 (5.1)	17.1 (2.8)	-1.6 (1.2)	87.9 (11.3)	0.4 (2.2)	0.1 (0.1)	4.1 (9.3)	-58.6 (19.6)	34.9 (3.1)	28.6 (3.6)	25.2 (5.1)	17.1 (2.8)	-1.6 (1.2)	87.9 (11.3)	0.4 (2.2)	0.1 (0.1)	4.1 (9.3)	-58.6 (19.6)
Luxemburg	20.8 (1.9)	22.9 (3.4)	17.4 (5.7)	8.1 (1.4)	1.4 (0.5)	27.1 (3.5)	2.5 (0.5)	0.0 (0.0)	-8.7 (6.8)	1.2 (6.7)	20.8 (1.9)	22.9 (3.4)	17.4 (5.7)	8.1 (1.4)	1.4 (0.5)	27.1 (3.5)	2.5 (0.5)	0.0 (0.0)	-8.7 (6.8)	1.2 (6.7)
Mexiko	18.7 (1.7)	5.9 (2.6)	11.3 (6.7)	5.3 (1.6)	0.3 (1.1)	63.6 (14.2)	7.9 (2.4)	-0.2 (0.1)	25.4 (11.0)	6.6 (9.6)	18.7 (1.7)	5.9 (2.6)	11.3 (6.7)	5.3 (1.6)	0.3 (1.1)	63.6 (14.2)	7.9 (2.4)	-0.2 (0.1)	25.4 (11.0)	6.6 (9.6)
Niederlande	47.2 (4.4)	-6.1 (3.5)	46.3 (5.7)	32.3 (2.7)	-0.4 (2.4)	34.4 (11.3)	4.2 (1.5)	-0.1 (0.1)	10.6 (8.7)	5.4 (6.7)	47.2 (4.4)	-6.1 (3.5)	46.3 (5.7)	32.3 (2.7)	-0.4 (2.4)	34.4 (11.3)	4.2 (1.5)	-0.1 (0.1)	10.6 (8.7)	5.4 (6.7)
Neuseeland	46.7 (3.5)	11.0 (5.5)	37.3 (7.9)	25.1 (3.1)	-0.9 (2.0)	29.4 (12.0)	5.8 (6.9)	-1.0 (0.9)	-7.7 (5.1)	-7.5 (6.8)	46.7 (3.5)	11.0 (5.5)	37.3 (7.9)	25.1 (3.1)	-0.9 (2.0)	29.4 (12.0)	5.8 (6.9)	-1.0 (0.9)	-7.7 (5.1)	-7.5 (6.8)
Norwegen	49.8 (3.2)	23.2 (24.3)	44.8 (16.9)	30.1 (1.9)	-3.2 (1.5)	29.0 (7.5)	7.6 (6.1)	-0.5 (0.7)	2.9 (7.2)	-13.9 (8.0)	49.8 (3.2)	23.2 (24.3)	44.8 (16.9)	30.1 (1.9)	-3.2 (1.5)	29.0 (7.5)	7.6 (6.1)	-0.5 (0.7)	2.9 (7.2)	-13.9 (8.0)
Polen	31.8 (2.5)	-2.0 (3.1)	13.9 (8.2)	17.9 (1.3)	-0.6 (0.8)	36.7 (6.0)	0.7 (2.9)	0.0 (0.1)	4.4 (7.4)	6.7 (6.8)	31.8 (2.5)	-2.0 (3.1)	13.9 (8.2)	17.9 (1.3)	-0.6 (0.8)	36.7 (6.0)	0.7 (2.9)	0.0 (0.1)	4.4 (7.4)	6.7 (6.8)
Portugal	42.3 (2.9)	0.8 (5.4)	28.3 (7.4)	17.5 (1.8)	-3.5 (1.2)	56.8 (12.0)	-2.1 (4.5)	0.3 (0.4)	-7.3 (7.3)	1.6 (8.3)	42.3 (2.9)	0.8 (5.4)	28.3 (7.4)	17.5 (1.8)	-3.5 (1.2)	56.8 (12.0)	-2.1 (4.5)	0.3 (0.4)	-7.3 (7.3)	1.6 (8.3)
Slowak. Rep.	30.6 (2.2)	7.7 (3.1)	4.5 (5.1)	3.4 (1.2)	0.7 (1.1)	64.5 (7.4)	13.9 (4.0)	-0.8 (0.4)	-9.9 (8.0)	0.0 (6.8)	30.6 (2.2)	7.7 (3.1)	4.5 (5.1)	3.4 (1.2)	0.7 (1.1)	64.5 (7.4)	13.9 (4.0)	-0.8 (0.4)	-9.9 (8.0)	0.0 (6.8)
Slowenien	27.2 (1.7)	24.6 (2.4)	8.7 (3.4)	19.2 (1.0)	-0.8 (0.6)	21.6 (4.7)	-0.7 (1.4)	0.0 (0.1)	-3.5 (4.2)	9.0 (4.5)	27.2 (1.7)	24.6 (2.4)	8.7 (3.4)	19.2 (1.0)	-0.8 (0.6)	21.6 (4.7)	-0.7 (1.4)	0.0 (0.1)	-3.5 (4.2)	9.0 (4.5)
Spanien	44.6 (2.9)	5.7 (4.2)	31.3 (6.1)	31.4 (2.0)	-0.9 (1.1)	41.7 (12.3)	-3.6 (3.0)	0.3 (0.2)	1.8 (6.1)	2.0 (8.2)	44.6 (2.9)	5.7 (4.2)	31.3 (6.1)	31.4 (2.0)	-0.9 (1.1)	41.7 (12.3)	-3.6 (3.0)	0.3 (0.2)	1.8 (6.1)	2.0 (8.2)
Schweden	30.8 (2.4)	10.8 (2.7)	19.8 (3.3)	18.2 (1.5)	-0.4 (1.4)	54.6 (11.4)	2.9 (0.9)	0.0 (0.0)	-7.0 (9.2)	-7.1 (14.8)	30.8 (2.4)	10.8 (2.7)	19.8 (3.3)	18.2 (1.5)	-0.4 (1.4)	54.6 (11.4)	2.9 (0.9)	0.0 (0.0)	-7.0 (9.2)	-7.1 (14.8)
Schweiz	29.7 (2.9)	-0.6 (7.7)	0.3 (11.8)	7.1 (2.3)	-0.4 (0.9)	59.0 (6.8)	-3.3 (3.0)	0.0 (0.1)	-26.1 (12.7)	-10.7 (14.0)	29.7 (2.9)	-0.6 (7.7)	0.3 (11.8)	7.1 (2.3)	-0.4 (0.9)	59.0 (6.8)	-3.3 (3.0)	0.0 (0.1)	-26.1 (12.7)	-10.7 (14.0)
Türkei	23.8 (3.0)	-5.8 (4.1)	18.2 (6.2)	22.9 (1.9)	0.3 (1.5)	68.4 (7.6)	1.3 (2.1)	0.0 (0.1)	8.4 (5.8)	-0.6 (6.4)	23.8 (3.0)	-5.8 (4.1)	18.2 (6.2)	22.9 (1.9)	0.3 (1.5)	68.4 (7.6)	1.3 (2.1)	0.0 (0.1)	8.4 (5.8)	-0.6 (6.4)
Ver. Königreich	25.4 (4.5)	-1.3 (7.1)	5.2 (7.2)	21.8 (2.3)	-1.7 (2.2)	66.6 (9.5)	-0.1 (1.0)	0.0 (0.0)	16.7 (7.1)	6.6 (8.3)	25.4 (4.5)	-1.3 (7.1)	5.2 (7.2)	21.8 (2.3)	-1.7 (2.2)	66.6 (9.5)	-0.1 (1.0)	0.0 (0.0)	16.7 (7.1)	6.6 (8.3)
Ver. Staaten	32.6 (0.5)	7.0 (1.1)	24.6 (1.9)	17.3 (0.3)	-0.5 (0.2)	51.7 (1.7)	3.7 (0.7)	-0.2 (0.1)	-1.2 (1.6)	-4.1 (1.7)	32.6 (0.5)	7.0 (1.1)	24.6 (1.9)	17.3 (0.3)	-0.5 (0.2)	51.7 (1.7)	3.7 (0.7)	-0.2 (0.1)	-1.2 (1.6)	-4.1 (1.7)
OECD-Durchschnitt	32.6 (0.5)	7.0 (1.1)	24.6 (1.9)	17.3 (0.3)	-0.5 (0.2)	51.7 (1.7)	3.7 (0.7)	-0.2 (0.1)	-1.2 (1.6)	-4.1 (1.7)	32.6 (0.5)	7.0 (1.1)	24.6 (1.9)	17.3 (0.3)	-0.5 (0.2)	51.7 (1.7)	3.7 (0.7)	-0.2 (0.1)	-1.2 (1.6)	-4.1 (1.7)
Partnerländer	54.9 (4.1)	19.3 (11.4)	12.8 (16.9)	18.5 (3.6)	2.6 (1.5)	35.0 (10.0)	-6.7 (4.3)	0.5 (0.3)	-7.8 (12.5)	3.2 (13.5)	54.9 (4.1)	19.3 (11.4)	12.8 (16.9)	18.5 (3.6)	2.6 (1.5)	35.0 (10.0)	-6.7 (4.3)	0.5 (0.3)	-7.8 (12.5)	3.2 (13.5)
Albanien	31.4 (3.2)	1.6 (5.1)	43.9 (16.9)	13.1 (2.1)	2.0 (1.0)	58.4 (7.6)	7.3 (3.0)	-0.2 (0.1)	-2.5 (15.6)	12.8 (15.8)	31.4 (3.2)	1.6 (5.1)	43.9 (16.9)	13.1 (2.1)	2.0 (1.0)	58.4 (7.6)	7.3 (3.0)	-0.2 (0.1)	-2.5 (15.6)	12.8 (15.8)
Argentinien	22.9 (2.3)	1.0 (4.7)	-4.6 (6.2)	10.5 (2.1)	1.3 (1.0)	32.9 (10.0)	-2.6 (3.4)	0.2 (0.1)	-12.2 (15.0)	-17.9 (12.7)	22.9 (2.3)	1.0 (4.7)	-4.6 (6.2)	10.5 (2.1)	1.3 (1.0)	32.9 (10.0)	-2.6 (3.4)	0.2 (0.1)	-12.2 (15.0)	-17.9 (12.7)
Aserbaidschan	28.2 (2.0)	10.9 (9.3)	31.9 (12.7)	8.1 (1.9)	1.3 (0.7)	49.6 (4.2)	0.8 (1.1)	0.0 (0.0)	-1.1 (8.1)	-5.9 (6.0)	28.2 (2.0)	10.9 (9.3)	31.9 (12.7)	8.1 (1.9)	1.3 (0.7)	49.6 (4.2)	0.8 (1.1)	0.0 (0.0)	-1.1 (8.1)	-5.9 (6.0)
Brasilien	46.1 (3.9)																			



[Teil 1/1]

Varianz der Schülerleistungen im Bereich Lesekompetenz innerhalb und zwischen den Schulen und durch Schüler- und Schulmerkmale erklärte Varianz

Tabelle IV.2.14a

	Varianz		Verbleibende Varianz						Varianzzerlegung, ausgedrückt als Prozentsatz der durchschnittl. Varianz der Schülerleistungen im OECD-Vergleich			Varianz innerhalb der Schulen, ausgedrückt als Prozentsatz der durchschnittlichen Varianz der Schülerleistungen im OECD-Vergleich			Varianz zwischen den Schulen, ausgedrückt als Prozentsatz der durchschnittlichen Varianz der Schülerleistungen im OECD-Vergleich				
	Empty-Model (oder Nullmodell)		Modell mit demografischem und sozioökonomischem Hintergrund ¹		Modell mit Variablen auf Schüler- und Schulebene ²		Modell mit demografischem und sozioökonom. Hintergrund und Variablen auf Schüler- und Schulebene ³		Gesamtvarianz der Schülerleistungen			Verbleibende Varianz innerhalb der Schulen			Verbleibende Varianz zwischen den Schulen				
	Innerh. d. Sch.	Zwisch. d. Sch.	Innerh. d. Sch.	Zwisch. d. Sch.	Innerh. d. Sch.	Zwisch. d. Sch.	Innerh. d. Sch.	Zwisch. d. Sch.	%	%	%	%	%	%	%	%	%	%	
OECD-Länder	7 631	2 692	6 997	880	4 883	366	4 746	315	112	83	29	1.5	24.5	5.4	51.5	0.6	6.1	19.1	3.4
Australien	4 454	5 588	4 255	2 262	3 605	1 576	3 517	894	108	48	60	1.0	8.0	1.2	38.2	7.4	14.9	28.7	9.7
Österreich	4 833	5 343	4 612	1 643	3 549	979	3 477	707	111	53	58	0.8	12.3	1.6	37.8	3.0	10.2	37.2	7.7
Belgien	6 780	1 877	6 238	986	4 579	606	4 473	509	94	74	20	1.1	19.2	4.7	48.6	1.0	5.2	8.6	5.5
Canada	4 005	4 893	3 886	1 219	3 228	276	3 194	200	97	44	53	0.4	7.5	0.9	34.7	0.8	11.1	39.1	2.2
Chile	4 428	4 249	4 136	1 135	3 299	647	3 222	374	94	48	46	0.8	9.9	2.3	35.0	3.0	8.3	30.9	4.1
Tschech. Rep.	6 012	1 134	5 254	328	3 768	236	3 569	142	78	65	12	2.2	18.3	6.1	38.8	1.0	2.0	7.7	1.5
Dänemark	5 595	1 557	4 991	681	3 741	179	3 639	118	78	61	17	1.1	14.7	5.5	39.5	0.7	6.1	8.8	1.3
Estland	6 993	665	5 641	458	4 026	147	3 827	125	83	76	7	2.2	19.7	12.5	41.6	0.2	3.6	2.0	1.4
Finnland	w	w	w	w	w	w	w	w	w	w	w	w	w	w	w	w	w	w	w
Frankreich	3 890	5 890	3 558	1 708	3 089	1 050	3 006	687	106	42	64	0.9	6.0	2.7	32.6	3.9	11.1	41.5	7.5
Deutschland	5 558	4 745	5 126	2 165	4 429	1 181	4 278	979	112	60	52	1.6	9.2	3.1	46.5	2.2	12.9	25.8	10.6
Griechenland	2 923	5 846	2 792	1 717	2 364	645	2 317	341	95	32	64	0.5	5.2	0.9	25.2	3.3	14.9	41.5	3.7
Ungarn	8 186	1 348	7 186	1 015	5 176	194	5 025	165	104	89	15	1.6	23.5	9.2	54.6	0.3	9.2	3.3	1.8
Island	6 966	2 805	6 408	1 145	4 727	419	4 561	412	106	76	30	1.8	20.1	4.3	49.5	0.1	8.0	17.9	4.5
Irland	6 615	6 250	6 312	3 230	5 364	881	5 283	674	140	72	68	0.9	11.2	2.4	57.4	2.2	27.8	30.6	7.3
Israel	4 085	6 695	3 905	2 880	3 367	1 048	3 302	992	117	44	73	0.7	6.6	1.2	35.9	0.6	20.5	40.8	10.8
Italien	5 386	5 087	5 248	2 255	3 980	551	3 952	448	114	59	55	0.3	14.1	1.2	42.9	1.1	19.6	29.6	4.9
Japan	5 283	2 741	4 829	1 038	3 305	214	3 158	167	87	57	30	1.6	18.1	3.3	34.3	0.5	9.5	18.0	1.8
Korea	6 906	5 335	c	c	c	c	c	c	133	75	58	c	c	c	c	c	c	c	c
Luxemburg	3 869	3 583	3 723	1 964	3 237	867	3 170	720	81	42	39	0.7	6.0	0.9	34.4	1.6	13.5	16.0	7.8
Mexiko	2 795	5 107	2 670	2 224	2 213	639	2 190	514	86	30	55	0.3	5.2	1.1	23.8	1.4	18.6	30.0	5.6
Niederlande	8 228	2 622	6 974	530	5 074	280	4 794	139	118	89	28	3.0	23.7	10.6	52.1	1.5	4.2	21.2	1.5
Neuseeland	7 598	874	6 455	669	4 705	232	4 449	198	92	83	9	2.8	21.8	9.6	48.3	0.4	5.1	1.9	2.1
Norwegen	6 869	1 585	5 582	458	4 444	217	4 163	174	92	75	17	3.1	15.4	10.9	45.2	0.5	3.1	11.8	1.9
Polen	5 191	2 565	4 666	883	3 588	314	3 465	246	84	56	28	1.3	13.0	4.4	37.6	0.7	6.9	17.5	2.7
Portugal	4 565	2 989	3 972	1 151	3 348	548	3 136	479	82	50	32	2.3	9.1	4.1	34.1	0.7	7.3	19.2	5.2
Slowak. Rep.	3 102	4 142	2 941	1 818	2 613	898	2 542	549	79	34	45	0.8	4.3	1.0	27.6	3.8	13.8	21.5	6.0
Slowenien	6 048	1 690	5 390	816	4 103	429	3 914	414	84	66	18	2.1	16.0	5.1	42.5	0.2	4.4	9.3	4.5
Spanien	8 290	1 877	7 007	605	5 318	276	4 988	165	110	90	20	3.6	21.9	10.4	54.2	1.2	4.8	12.6	1.8
Schweden	5 652	2 740	5 115	1 100	3 924	364	3 768	242	91	61	30	1.7	14.6	4.1	40.9	1.3	9.3	16.5	2.6
Schweiz	3 245	6 536	2 958	1 375	2 724	516	2 571	221	106	35	71	1.7	4.2	1.5	27.9	3.2	12.5	52.8	2.4
Türkei	6 684	2 775	6 275	635	4 339	455	4 271	314	103	73	30	0.7	21.8	3.7	46.4	1.5	3.5	21.7	3.4
Ver. Königreich	6 476	3 638	6 041	838	4 550	98	4 444	46	110	70	40	1.2	17.3	3.6	48.3	0.6	8.6	29.9	0.5
Ver. Staaten	5 591	3 616	5 036	1 307	3 896	541	3 763	396	100	61	39	1.4	13.8	4.4	40.9	1.6	9.9	22.3	4.3
OECD-Durchschnitt																			
Partnerländer	7 105	3 127	6 150	1 339	5 337	699	5 095	630	111	77	34	2.6	11.5	7.7	55.3	0.8	7.7	18.7	6.8
Albanien	5 523	8 456	5 201	2 238	4 731	1 175	4 579	849	152	60	92	1.7	6.8	1.8	49.7	3.5	26.0	53.1	9.2
Argentinien	3 459	2 490	3 287	2 054	3 121	955	3 017	778	65	38	27	1.1	2.9	0.7	32.8	1.9	13.9	2.8	8.4
Aserbaidschan	4 702	4 417	4 514	1 770	4 123	866	4 027	670	99	51	48	1.0	5.3	1.0	43.7	2.1	11.9	26.6	7.3
Brasilien	6 439	6 418	5 794	2 053	5 435	1 190	5 075	624	140	70	70	3.9	7.8	3.1	55.1	6.1	15.5	41.3	6.8
Bulgarien	4 813	3 162	4 711	688	3 972	332	3 909	249	87	52	34	0.7	8.7	0.4	42.5	0.9	4.8	26.0	2.7
Kroatien	4 473	4 045	4 183	1 391	3 512	228	3 411	189	93	49	44	1.1	8.4	2.1	37.0	0.4	13.1	28.4	2.1
Dubai (VAE)	5 439	5 732	5 121	2 472	4 308	791	4 162	605	121	59	62	1.6	10.4	1.9	45.2	2.0	20.3	33.4	6.6
Hongkong (China)	4 360	3 143	4 183	1 270	3 327	395	3 281	323	82	47	34	0.5	9.8	1.4	35.6	0.8	10.3	19.6	3.5
Indonesien	2 298	1 749	2 117	1 181	2 027	588	1 918	541	44	25	19	1.2	2.2	0.8	20.8	0.5	7.0	5.7	5.9
Jordanien	5 461	3 312	5 186	1 727	4 523	675	4 412	590	95	59	36	1.2	8.4	1.8	47.9	0.9	12.4	16.3	6.4
Kasachstan	5 078	2 887	4 456	1 542	3 895	984	3 556	692	87	55	31	3.7	9.8	3.1	38.6	3.2	9.2	11.4	7.5
Kirgisistan	5 901	3 266	5 126	1 398	5 018	579	4 570	512	100	64	35	4.9	6.0	3.6	49.6	0.7	9.6	19.6	5.6
Lettland	5 200	1 391	4 491	634	3 613	222	3 461	198	72	57	15	1.7	11.2	6.1	37.6	0.3	4.7	7.9	2.1
Litauen	5 190	1 864	4 263	828	3 695	511	3 440	413	77	56	20	2.8	8.9	7.3	37.4	1.1	4.5	10.2	4.5
Macau (China)	4 179	2 882	c	c	c	c	c	c	77	45	31	c	c	c	c	c	c	c	c
Montenegro	5 587	3 150	c	c	c	c	c	c	95	61	34	c	c	c	c	c	c	c	c
Panama	4 213	5 942	4 103	2 647	3 795	682	3 733	576	110	46	65	0.7	4.0	0.5	40.5	1.2	22.5	34.6	6.3
Peru	4 623	5 886	4 524	1 316	3 972	827	3 907	390	114	50	64	0.7	6.7	0.4	42.4	4.7	10.1	44.9	4.2
Katar	5 891	6 676	5 520	3 383	5 122	1 337	4 929	1 019	137	64	73	2.1	6.4	1.9	53.5	3.5	25.7	32.3	11.1
Rumänien	3 832	4 057	3 678	2 308	3 210	492	3 157	384	86	42	44	0.6	5.7	1.1	34.3	1.2	20.9	17.8	4.2
Russ. Föderation	5 826	1 965	5 193	900	4 359	580	4 186	436	85	63	21	1.9	10.9	5.0	45.5	1.6	5.0	10.0	4.7
Serbien	4 123	3 909	3 954	1 840	3 296	497	3 230	455	87	45	42	0.7	7.9	1.1	35.1	0.5	15.0	22.0	4.9
Shanghai (China)	4 095	2 551	3 813	701	3 238	157	3 089	115	72	44	28	1.6	7.9	1.4	33.5	0.5	6.4	19.6	

[Teil 1/5]
Zusammenhang zwischen den Schülerleistungen im Bereich Lesekompetenz und dem Leseengagement und den Lernansätzen der Schüler sowie dem Lernumfeld, den Ressourcen, Politiken und Praktiken der Schulen

Tabelle IV.2.14b

	Leseengagement und Lernansätze der Schüler ¹														Lernumfeld und Schulklima (Schülerebene) ¹																																																																																																																																																																																																																																																																																																																																																																																																																																																																																																																																																																																																																																																																																																																																																																																																																																																																																																																																																																																																																																																																																																																																																																																																																																																																																																																																																																																																																																																												
	Index der Freude am Lesen (höhere Werte stehen für mehr Freude)		Index der Vielfalt des Lesestoffs (höhere Werte stehen für mehr Vielfalt)		Index der Lesekapazitäten im Internet (höhere Werte stehen für mehr Aktivitäten)		Index der Memorierstrategien (höhere Werte stehen für eine höhere Bedeutung dieser Strategien)		Index der Elaborationsstrategien (höhere Werte stehen für eine höhere Bedeutung dieser Strategien)		Index der Kontrollstrategien (höhere Werte stehen für eine höhere Bedeutung dieser Strategien)		Index des Verstehens und Behaltens (höhere Werte stehen für ein besseres Verständnis der Bedeutung dieser Strategien)		Index des Zusammenfassens (höhere Werte stehen für ein besseres Verständnis der Bedeutung dieser Strategien)		Index der Lehrer-Schüler-Beziehungen (höhere Werte stehen für bessere Beziehungen)		Index der Schulkultur (höhere Werte stehen für ein besseres Klima)		Index der Förderung des Leseengagements durch die Lehrkräfte (höhere Werte stehen für mehr Förderung)																																																																																																																																																																																																																																																																																																																																																																																																																																																																																																																																																																																																																																																																																																																																																																																																																																																																																																																																																																																																																																																																																																																																																																																																																																																																																																																																																																																																																																																						
	Punkt-zahl- veränd.	S.F.	Punkt-zahl- veränd.	S.F.	Punkt-zahl- veränd.	S.F.	Punkt-zahl- veränd.	S.F.	Punkt-zahl- veränd.	S.F.	Punkt-zahl- veränd.	S.F.	Punkt-zahl- veränd.	S.F.	Punkt-zahl- veränd.	S.F.	Punkt-zahl- veränd.	S.F.	Punkt-zahl- veränd.	S.F.	Punkt-zahl- veränd.	S.F.																																																																																																																																																																																																																																																																																																																																																																																																																																																																																																																																																																																																																																																																																																																																																																																																																																																																																																																																																																																																																																																																																																																																																																																																																																																																																																																																																																																																																																																					
OECD-Länder																								Australien	28.3	(0.9)	-5.0	(1.2)	10.8	(1.0)	-13.4	(1.2)	-8.2	(0.9)	18.7	(1.3)	11.3	(1.3)	17.8	(1.0)	6.1	(1.0)	3.0	(1.1)	-4.1	(0.9)			Österreich	17.9	(1.4)	-1.5	(1.6)	5.2	(1.4)	-6.4	(1.5)	-3.3	(1.4)	2.7	(1.5)	9.9	(1.6)	14.7	(1.7)	1.6	(1.2)	1.3	(1.1)	-3.5	(1.4)			Belgien	18.0	(1.2)	4.5	(1.1)	4.9	(1.3)	-9.9	(1.2)	-7.1	(1.2)	10.7	(1.3)	10.8	(1.2)	17.5	(1.3)	-1.2	(1.2)	0.5	(1.1)	-0.2	(1.1)			Kanada	25.3	(0.9)	-1.1	(1.1)	4.5	(1.1)	-9.2	(0.9)	-10.2	(0.8)	16.6	(1.1)	6.9	(1.0)	17.6	(0.9)	5.2	(1.0)	0.7	(1.2)	-0.9	(1.0)			Chile	15.9	(1.5)	2.0	(1.4)	6.5	(1.2)	-1.8	(1.4)	-6.7	(1.4)	9.3	(1.6)	11.4	(1.2)	13.4	(1.3)	3.1	(1.2)	1.0	(1.3)	-3.4	(1.3)			Tschech. Rep.	20.5	(1.4)	1.5	(1.4)	5.7	(1.1)	-5.2	(1.2)	-2.6	(1.3)	9.6	(1.5)	9.2	(1.3)	19.8	(1.3)	0.4	(1.5)	-0.5	(1.3)	-5.1	(1.5)			Dänemark	26.9	(1.6)	4.9	(1.4)	4.7	(1.6)	-19.2	(1.6)	-4.8	(1.5)	8.3	(1.7)	15.9	(1.6)	18.4	(1.3)	7.8	(1.3)	-0.3	(1.5)	-2.3	(1.6)			Estland	29.2	(1.6)	4.1	(2.2)	7.9	(1.9)	-14.9	(1.9)	1.5	(1.8)	2.6	(2.1)	13.5	(1.3)	17.1	(1.8)	7.6	(1.5)	6.0	(2.3)	-9.5	(2.0)			Finnland	26.1	(1.4)	10.2	(1.6)	4.3	(1.7)	-14.0	(1.7)	-1.3	(1.5)	10.2	(2.0)	11.0	(1.4)	20.6	(1.7)	3.8	(1.5)	-1.8	(1.5)	-9.0	(1.7)			Frankreich	w	w	w	w	w	w	w	w	w	w	w	w	w	w	w	w	w	w	w	w	w	w			Deutschland	15.5	(1.1)	3.8	(1.2)	4.6	(1.4)	-5.0	(1.7)	-5.7	(1.4)	5.7	(1.7)	9.2	(1.5)	12.4	(1.6)	2.2	(1.3)	1.9	(1.3)	-0.3	(1.4)			Griechenland	29.5	(2.1)	2.0	(2.0)	1.7	(1.3)	-9.0	(1.6)	-3.0	(1.6)	9.4	(1.9)	3.6	(1.6)	16.9	(1.7)	0.0	(1.8)	-2.4	(2.1)	1.1	(1.9)			Ungarn	16.9	(1.4)	0.4	(1.1)	5.7	(1.3)	1.2	(1.8)	-6.9	(1.7)	1.1	(1.7)	8.4	(1.5)	13.5	(1.2)	-2.3	(1.3)	-2.6	(1.4)	2.1	(1.5)			Island	24.1	(1.4)	8.4	(1.7)	4.3	(1.8)	-19.2	(1.9)	-2.8	(1.7)	17.8	(2.1)	8.1	(1.5)	21.5	(1.7)	6.4	(1.4)	3.7	(2.1)	-5.0	(1.4)			Irland	29.9	(1.9)	-4.7	(2.1)	7.9	(1.7)	-5.6	(1.8)	-4.8	(1.4)	8.7	(1.9)	12.6	(1.9)	17.4	(1.5)	5.3	(2.0)	5.5	(1.7)	-4.9	(1.7)			Israel	18.2	(2.3)	4.3	(1.6)	8.5	(1.6)	-11.0	(1.9)	-6.5	(1.7)	12.2	(2.1)	6.5	(1.9)	15.8	(1.9)	2.3	(1.5)	1.1	(2.0)	-4.4	(1.8)			Italien	16.5	(0.9)	3.8	(1.0)	4.2	(0.7)	-9.7	(0.8)	-3.1	(0.8)	7.6	(1.0)	7.8	(0.9)	14.7	(0.9)	0.3	(0.8)	1.7	(0.7)	-1.5	(0.9)			Japan	19.7	(1.5)	0.5	(1.2)	5.2	(1.8)	-6.4	(1.4)	-3.9	(1.5)	11.9	(1.8)	8.3	(1.4)	18.9	(1.7)	5.0	(1.3)	2.7	(1.6)	-1.8	(1.4)			Korea	22.4	(3.7)	0.9	(3.0)	5.9	(2.8)	1.7	(2.8)	1.6	(2.3)	9.9	(2.7)	11.2	(2.3)	21.4	(1.9)	4.4	(2.4)	1.3	(2.1)	-3.8	(2.3)			Luxemburg	c	c	c	c	c	c	c	c	c	c	c	c	c	c	c	c	c	c	c	c	c	c			Mexiko	11.6	(1.1)	-1.1	(0.8)	2.4	(1.0)	-7.7	(1.0)	-5.1	(1.0)	10.8	(1.2)	6.6	(0.8)	15.3	(0.9)	4.5	(0.9)	4.2	(1.0)	1.8	(1.0)			Niederlande	12.3	(1.5)	6.7	(1.0)	2.9	(1.4)	-11.0	(1.1)	-3.4	(1.2)	6.2	(1.4)	7.0	(1.1)	9.6	(1.0)	0.8	(1.3)	-0.8	(1.1)	-4.8	(1.1)			Neuseeland	33.1	(1.8)	-7.7	(2.5)	10.9	(2.1)	-13.1	(1.9)	-11.8	(2.1)	18.6	(2.3)	8.3	(1.8)	22.0	(1.4)	2.6	(1.8)	4.7	(2.0)	-0.3	(1.8)			Norwegen	27.2	(1.9)	5.8	(1.8)	-0.9	(1.8)	-16.8	(2.0)	1.5	(1.9)	12.8	(2.6)	12.4	(1.5)	23.3	(1.7)	7.4	(1.6)	0.9	(1.6)	-4.3	(1.8)			Polen	19.6	(1.4)	7.0	(1.8)	7.6	(1.4)	-6.9	(2.1)	-7.5	(2.1)	15.3	(1.7)	8.8	(1.6)	25.2	(1.5)	-1.1	(1.6)	1.0	(1.6)	4.7	(1.6)			Portugal	14.7	(1.6)	-0.8	(1.6)	3.2	(1.4)	-7.9	(1.5)	-5.2	(1.9)	17.9	(1.9)	9.9	(1.2)	18.5	(1.3)	-1.2	(1.3)	4.0	(1.4)	-1.9	(1.4)			Slowak. Rep.	17.9	(1.6)	4.2	(1.4)	9.3	(1.4)	-10.0	(1.1)	-6.9	(1.7)	11.4	(1.9)	7.3	(1.5)	18.1	(1.4)	1.4	(1.4)	1.5	(1.4)	-2.9	(1.6)			Slowenien	10.7	(1.3)	4.3	(1.3)	3.5	(0.9)	-10.8	(1.3)	-4.9	(1.2)	8.3	(1.4)	5.4	(1.1)	10.6	(1.0)	1.1	(1.1)	-0.4	(1.0)	2.5	(1.1)			Spanien	21.8	(0.9)	4.7	(0.9)	7.0	(1.0)	-2.1	(0.8)	-5.4	(1.1)	13.2	(1.0)	9.0	(0.8)	21.6	(0.9)	0.0	(0.8)	4.6	(0.9)	-2.3	(0.9)			Schweden	25.5	(1.9)	11.4	(1.6)	3.8	(1.9)	-2.1	(1.5)	-7.1	(2.1)	7.4	(2.2)	15.3	(1.5)	21.1	(1.7)	4.5	(1.6)	-0.8	(1.5)	-2.2	(2.0)			Schweiz	19.5	(1.1)	6.3	(1.2)	3.8	(1.2)	-8.7	(1.5)	-5.7	(1.6)	4.8	(1.4)	14.2	(1.2)	18.3	(1.4)	-1.4	(1.1)	1.2	(1.3)	-4.3	(1.3)			Türkei	12.0	(1.8)	-5.4	(1.9)	3.2	(1.5)	-6.3	(1.7)	0.3	(1.8)	10.4	(2.4)	7.8	(1.3)	10.8	(1.6)	1.4	(1.2)	-0.4	(1.5)	1.3	(1.6)			Ver. Königreich	29.6	(1.5)	-3.7	(1.5)	8.2	(1.5)	-11.4	(1.6)	-5.9	(1.5)	15.1	(1.8)	8.1	(1.5)	15.9	(1.3)	4.9	(1.4)	5.5	(1.3)	-1.3	(1.5)			Ver. Staaten	25.9	(2.0)	-2.3	(2.5)	6.3	(2.2)	-12.6	(2.2)	-9.8	(2.3)	17.2	(2.3)	8.3	(2.0)	13.8	(2.1)	1.0	(1.6)	7.9	(1.6)	0.0	(1.6)			OECD-Durchschnitt	21.3	(0.3)	2.1	(0.3)	5.4	(0.3)	-8.9	(0.3)	-4.8	(0.3)	10.7	(0.3)	9.5	(0.3)	17.3	(0.3)	2.6	(0.2)	1.7	(0.3)	-2.2	(0.3)			Partnerländer																								Albanien	27.6	(2.9)	-0.8	(2.6)	0.1	(1.6)	0.8	(2.4)	-5.9	(2.7)	18.8	(3.0)	19.0	(2.0)	11.5	(2.1)	5.4	(2.1)	5.2	(2.2)	-1.1	(2.0)			Argentinien	18.9	(2.6)	2.8	(1.3)	3.4	(1.4)	-3.9	(1.7)	-4.4	(1.7)	14.1	(1.8)	8.5	(2.0)	14.9	(1.9)	-3.2	(1.7)	0.0	(1.7)	-1.9	(1.8)			Aserbaidschan	14.2	(2.0)	0.9	(0.9)	0.0	(0.6)	-0.1	(1.6)	-1.2	(1.8)	8.0	(1.7)	7.7	(1.8)	1.4	(1.5)	-1.6	(1.5)	6.1	(1.6)	2.5	(1.0)			Brasilien	15.1	(1.3)	-0.8	(1.2)	3.1	(0.8)	-2.9	(1.4)	-5.8	(1.2)	11.3	(1.5)	8.9	(1.0)	14.1	(1.2)	3.7	(1.0)	4.1	(1.4)	-2.0	(1.2)			Bulgarien	10.8	(2.9)	3.2	(1.5)	9.0	(1.3)	-3.7	(2.0)	-8.4	(1.8)	11.0	(2.2)	10.5	(1.9)	18.4	(1.9)	1.0	(1.4)	5.0	(1.8)	1.8	(1.6)			Kolumbien	11.4	(2.1)	-0.5	(1.3)	6.3	(1.5)	-8.0	(1.5)	-2.3	(2.0)	8.7	(1.7)	12.5	(2.0)	15.6	(1.9)	-1.7	(1.5)	12.1	(1.8)	1.2	(1.8)			Kroatien	14.1	(1.4)	5.1	(1.5)	4.2	(1.1)	-3.2	(1.7)	-6.6	(2.1)	2.1	(2.0)	11.0	(1.3)	17.6	(1.3)	-4.7	(1.6)	4.5	(1.6)	2.8	(1.5)			Dubai (VAE)	22.4	(1.5)	-3.4	(1.0)	3.9	(1.0)	-8.8	(1.5)	-3.9	(1.4)	11.8	(1.4)	10.6	(1.2)	15.1	(1.2)	5.4	(1.2)	3.8	(1.3)	-2.7	(1.1)			Hongkong (China)	22.6	(2.0)	0.9	(1.4)	2.4	(1.4)	-8.0	(2.0)	-8.4	(1.4)	14.4	(1.7)	9.4	(1.0)	10.8	(1.0)	0.8	(1.4)	3.5	(1.5)	1.4	(1.5)			Indonesien	17.2	(2.1)	1.9	(0.8)	3.2	(1.5)	0.6	(1.6)	4.3	(1.6)	8.4	(1.0)	5.9	(1.0)	-3.2	(1.4)	1.2	(1.4)	-2.1	(1.1)			Jordanien	12.2	(2.0)	-0.4	(1.1)	4.3	(1.0)	0.6	(2.0)	2.4	(2.0)	11.4	(1.9)	7.1	(1.4)	12.6	(1.5)	6.4	(1.3)	4.7	(1.7)	0.4	(1.4)			Kasachstan	16.0	(2.4)	-5.0	(1.3)	3.0	(0.8)	-6.2	(2.2)	-5.8	(1.9)	10.3	(2.1)	15.7	(1.2)	18.4	(1.6)	2.3	(1.6)	10.0	(1.6)	3.3	(1.3)			Kirgisistan	24.7	(2.8)	1.7	(1.4)	-1.0	(0.8)	2.1	(1.8)	-4.4	(2.2)	11.0	(2.1)	12.9	(1.8)	10.3	(1.7)	1.3	(1.7)	13.3	(1.7)	1.1	(1.4)			Lettland	26.2	(2.3)	1.9	(2.5)	4.6	(2.0)	-11.3	(2.3)	-4.4	(2.1)	9.0	(2.2)	11.4	(1.6)	19.9	(1.7)	5.3	(1.7)	4.8	(2.0)	-2.9	(1.8)			Litauen	20.4	(1.4)	4.3	(1.4)	9.1	(1.2)	-13.7	(2.1)	-9.4	(1.6)	11.4	(2.0)	11.3	(1.6)	16.6	(1.6)	2.1	(1.1)	4.6	(1.6)	-1.5	(1.6)			Macau (China)	c	c	c	c	c	c	c	c	c	c	c	c	c	c	c	c	c	c	c	c	c	c			Montenegro	c	c	c	c	c	c	c	c	c	c	c	c	c	c	c	c	c	c	c	c	c	c			Panama	9.4	(3.1)	3.1	(1.6)	1.1	(1.3)	1.5	(2.0)	-4.6	(2.7)	10.1	(2.6)	5.9	(2.4)	10.4	(2.0)	3.6	(1.8)	6.9	(2.4)	-1.7	(1.7)			Peru	15.7	(2.1)	1.6	(1.4)	2.4	(1.2)	-9.3	(1.8)	-1.4	(1.9)	5.8	(1.9)	7.6	(1.7)	13.0	(1.8)	3.4	(1.6)	11.5	(2.0)	0.4	(1.6)			Katar	17.6	(1.4)	1.1	(0.8)	4.3	(0.8)	-4.1	(1.3)	-5.9	(1.3)	13.1	(1.3)	7.8	(1.1)	9.3	(1.2)	6.0	(0.8)	4.1	(1.0)	-3.7	(0.8)	
Australien	28.3	(0.9)	-5.0	(1.2)	10.8	(1.0)	-13.4	(1.2)	-8.2	(0.9)	18.7	(1.3)	11.3	(1.3)	17.8	(1.0)	6.1	(1.0)	3.0	(1.1)	-4.1	(0.9)			Österreich	17.9	(1.4)	-1.5	(1.6)	5.2	(1.4)	-6.4	(1.5)	-3.3	(1.4)	2.7	(1.5)	9.9	(1.6)	14.7	(1.7)	1.6	(1.2)	1.3	(1.1)	-3.5	(1.4)			Belgien	18.0	(1.2)	4.5	(1.1)	4.9	(1.3)	-9.9	(1.2)	-7.1	(1.2)	10.7	(1.3)	10.8	(1.2)	17.5	(1.3)	-1.2	(1.2)	0.5	(1.1)	-0.2	(1.1)			Kanada	25.3	(0.9)	-1.1	(1.1)	4.5	(1.1)	-9.2	(0.9)	-10.2	(0.8)	16.6	(1.1)	6.9	(1.0)	17.6	(0.9)	5.2	(1.0)	0.7	(1.2)	-0.9	(1.0)			Chile	15.9	(1.5)	2.0	(1.4)	6.5	(1.2)	-1.8	(1.4)	-6.7	(1.4)	9.3	(1.6)	11.4	(1.2)	13.4	(1.3)	3.1	(1.2)	1.0	(1.3)	-3.4	(1.3)			Tschech. Rep.	20.5	(1.4)	1.5	(1.4)	5.7	(1.1)	-5.2	(1.2)	-2.6	(1.3)	9.6	(1.5)	9.2	(1.3)	19.8	(1.3)	0.4	(1.5)	-0.5	(1.3)	-5.1	(1.5)			Dänemark	26.9	(1.6)	4.9	(1.4)	4.7	(1.6)	-19.2	(1.6)	-4.8	(1.5)	8.3	(1.7)	15.9	(1.6)	18.4	(1.3)	7.8	(1.3)	-0.3	(1.5)	-2.3	(1.6)			Estland	29.2	(1.6)	4.1	(2.2)	7.9	(1.9)	-14.9	(1.9)	1.5	(1.8)	2.6	(2.1)	13.5	(1.3)	17.1	(1.8)	7.6	(1.5)	6.0	(2.3)	-9.5	(2.0)			Finnland	26.1	(1.4)	10.2	(1.6)	4.3	(1.7)	-14.0	(1.7)	-1.3	(1.5)	10.2	(2.0)	11.0	(1.4)	20.6	(1.7)	3.8	(1.5)	-1.8	(1.5)	-9.0	(1.7)			Frankreich	w	w	w	w	w	w	w	w	w	w	w	w	w	w	w	w	w	w	w	w	w	w			Deutschland	15.5	(1.1)	3.8	(1.2)	4.6	(1.4)	-5.0	(1.7)	-5.7	(1.4)	5.7	(1.7)	9.2	(1.5)	12.4	(1.6)	2.2	(1.3)	1.9	(1.3)	-0.3	(1.4)			Griechenland	29.5	(2.1)	2.0	(2.0)	1.7	(1.3)	-9.0	(1.6)	-3.0	(1.6)	9.4	(1.9)	3.6	(1.6)	16.9	(1.7)	0.0	(1.8)	-2.4	(2.1)	1.1	(1.9)			Ungarn	16.9	(1.4)	0.4	(1.1)	5.7	(1.3)	1.2	(1.8)	-6.9	(1.7)	1.1	(1.7)	8.4	(1.5)	13.5	(1.2)	-2.3	(1.3)	-2.6	(1.4)	2.1	(1.5)			Island	24.1	(1.4)	8.4	(1.7)	4.3	(1.8)	-19.2	(1.9)	-2.8	(1.7)	17.8	(2.1)	8.1	(1.5)	21.5	(1.7)	6.4	(1.4)	3.7	(2.1)	-5.0	(1.4)			Irland	29.9	(1.9)	-4.7	(2.1)	7.9	(1.7)	-5.6	(1.8)	-4.8	(1.4)	8.7	(1.9)	12.6	(1.9)	17.4	(1.5)	5.3	(2.0)	5.5	(1.7)	-4.9	(1.7)			Israel	18.2	(2.3)	4.3	(1.6)	8.5	(1.6)	-11.0	(1.9)	-6.5	(1.7)	12.2	(2.1)	6.5	(1.9)	15.8	(1.9)	2.3	(1.5)	1.1	(2.0)	-4.4	(1.8)			Italien	16.5	(0.9)	3.8	(1.0)	4.2	(0.7)	-9.7	(0.8)	-3.1	(0.8)	7.6	(1.0)	7.8	(0.9)	14.7	(0.9)	0.3	(0.8)	1.7	(0.7)	-1.5	(0.9)			Japan	19.7	(1.5)	0.5	(1.2)	5.2	(1.8)	-6.4	(1.4)	-3.9	(1.5)	11.9	(1.8)	8.3	(1.4)	18.9	(1.7)	5.0	(1.3)	2.7	(1.6)	-1.8	(1.4)			Korea	22.4	(3.7)	0.9	(3.0)	5.9	(2.8)	1.7	(2.8)	1.6	(2.3)	9.9	(2.7)	11.2	(2.3)	21.4	(1.9)	4.4	(2.4)	1.3	(2.1)	-3.8	(2.3)			Luxemburg	c	c	c	c	c	c	c	c	c	c	c	c	c	c	c	c	c	c	c	c	c	c			Mexiko	11.6	(1.1)	-1.1	(0.8)	2.4	(1.0)	-7.7	(1.0)	-5.1	(1.0)	10.8	(1.2)	6.6	(0.8)	15.3	(0.9)	4.5	(0.9)	4.2	(1.0)	1.8	(1.0)			Niederlande	12.3	(1.5)	6.7	(1.0)	2.9	(1.4)	-11.0	(1.1)	-3.4	(1.2)	6.2	(1.4)	7.0	(1.1)	9.6	(1.0)	0.8	(1.3)	-0.8	(1.1)	-4.8	(1.1)			Neuseeland	33.1	(1.8)	-7.7	(2.5)	10.9	(2.1)	-13.1	(1.9)	-11.8	(2.1)	18.6	(2.3)	8.3	(1.8)	22.0	(1.4)	2.6	(1.8)	4.7	(2.0)	-0.3	(1.8)			Norwegen	27.2	(1.9)	5.8	(1.8)	-0.9	(1.8)	-16.8	(2.0)	1.5	(1.9)	12.8	(2.6)	12.4	(1.5)	23.3	(1.7)	7.4	(1.6)	0.9	(1.6)	-4.3	(1.8)			Polen	19.6	(1.4)	7.0	(1.8)	7.6	(1.4)	-6.9	(2.1)	-7.5	(2.1)	15.3	(1.7)	8.8	(1.6)	25.2	(1.5)	-1.1	(1.6)	1.0	(1.6)	4.7	(1.6)			Portugal	14.7	(1.6)	-0.8	(1.6)	3.2	(1.4)	-7.9	(1.5)	-5.2	(1.9)	17.9	(1.9)	9.9	(1.2)	18.5	(1.3)	-1.2	(1.3)	4.0	(1.4)	-1.9	(1.4)			Slowak. Rep.	17.9	(1.6)	4.2	(1.4)	9.3	(1.4)	-10.0	(1.1)	-6.9	(1.7)	11.4	(1.9)	7.3	(1.5)	18.1	(1.4)	1.4	(1.4)	1.5	(1.4)	-2.9	(1.6)			Slowenien	10.7	(1.3)	4.3	(1.3)	3.5	(0.9)	-10.8	(1.3)	-4.9	(1.2)	8.3	(1.4)	5.4	(1.1)	10.6	(1.0)	1.1	(1.1)	-0.4	(1.0)	2.5	(1.1)			Spanien	21.8	(0.9)	4.7	(0.9)	7.0	(1.0)	-2.1	(0.8)	-5.4	(1.1)	13.2	(1.0)	9.0	(0.8)	21.6	(0.9)	0.0	(0.8)	4.6	(0.9)	-2.3	(0.9)			Schweden	25.5	(1.9)	11.4	(1.6)	3.8	(1.9)	-2.1	(1.5)	-7.1	(2.1)	7.4	(2.2)	15.3	(1.5)	21.1	(1.7)	4.5	(1.6)	-0.8	(1.5)	-2.2	(2.0)			Schweiz	19.5	(1.1)	6.3	(1.2)	3.8	(1.2)	-8.7	(1.5)	-5.7	(1.6)	4.8	(1.4)	14.2	(1.2)	18.3	(1.4)	-1.4	(1.1)	1.2	(1.3)	-4.3	(1.3)			Türkei	12.0	(1.8)	-5.4	(1.9)	3.2	(1.5)	-6.3	(1.7)	0.3	(1.8)	10.4	(2.4)	7.8	(1.3)	10.8	(1.6)	1.4	(1.2)	-0.4	(1.5)	1.3	(1.6)			Ver. Königreich	29.6	(1.5)	-3.7	(1.5)	8.2	(1.5)	-11.4	(1.6)	-5.9	(1.5)	15.1	(1.8)	8.1	(1.5)	15.9	(1.3)	4.9	(1.4)	5.5	(1.3)	-1.3	(1.5)			Ver. Staaten	25.9	(2.0)	-2.3	(2.5)	6.3	(2.2)	-12.6	(2.2)	-9.8	(2.3)	17.2	(2.3)	8.3	(2.0)	13.8	(2.1)	1.0	(1.6)	7.9	(1.6)	0.0	(1.6)			OECD-Durchschnitt	21.3	(0.3)	2.1	(0.3)	5.4	(0.3)	-8.9	(0.3)	-4.8	(0.3)	10.7	(0.3)	9.5	(0.3)	17.3	(0.3)	2.6	(0.2)	1.7	(0.3)	-2.2	(0.3)			Partnerländer																								Albanien	27.6	(2.9)	-0.8	(2.6)	0.1	(1.6)	0.8	(2.4)	-5.9	(2.7)	18.8	(3.0)	19.0	(2.0)	11.5	(2.1)	5.4	(2.1)	5.2	(2.2)	-1.1	(2.0)			Argentinien	18.9	(2.6)	2.8	(1.3)	3.4	(1.4)	-3.9	(1.7)	-4.4	(1.7)	14.1	(1.8)	8.5	(2.0)	14.9	(1.9)	-3.2	(1.7)	0.0	(1.7)	-1.9	(1.8)			Aserbaidschan	14.2	(2.0)	0.9	(0.9)	0.0	(0.6)	-0.1	(1.6)	-1.2	(1.8)	8.0	(1.7)	7.7	(1.8)	1.4	(1.5)	-1.6	(1.5)	6.1	(1.6)	2.5	(1.0)			Brasilien	15.1	(1.3)	-0.8	(1.2)	3.1	(0.8)	-2.9	(1.4)	-5.8	(1.2)	11.3	(1.5)	8.9	(1.0)	14.1	(1.2)	3.7	(1.0)	4.1	(1.4)	-2.0	(1.2)			Bulgarien	10.8	(2.9)	3.2	(1.5)	9.0	(1.3)	-3.7	(2.0)	-8.4	(1.8)	11.0	(2.2)	10.5	(1.9)	18.4	(1.9)	1.0	(1.4)	5.0	(1.8)	1.8	(1.6)			Kolumbien	11.4	(2.1)	-0.5	(1.3)	6.3	(1.5)	-8.0	(1.5)	-2.3	(2.0)	8.7	(1.7)	12.5	(2.0)	15.6	(1.9)	-1.7	(1.5)	12.1	(1.8)	1.2	(1.8)			Kroatien	14.1	(1.4)	5.1	(1.5)	4.2	(1.1)	-3.2	(1.7)	-6.6	(2.1)	2.1	(2.0)	11.0	(1.3)	17.6	(1.3)	-4.7	(1.6)	4.5	(1.6)	2.8	(1.5)			Dubai (VAE)	22.4	(1.5)	-3.4	(1.0)	3.9	(1.0)	-8.8	(1.5)	-3.9	(1.4)	11.8	(1.4)	10.6	(1.2)	15.1	(1.2)	5.4	(1.2)	3.8	(1.3)	-2.7	(1.1)			Hongkong (China)	22.6	(2.0)	0.9	(1.4)	2.4	(1.4)	-8.0	(2.0)	-8.4	(1.4)	14.4	(1.7)	9.4	(1.0)	10.8	(1.0)	0.8	(1.4)	3.5	(1.5)	1.4	(1.5)			Indonesien	17.2	(2.1)	1.9	(0.8)	3.2	(1.5)	0.6	(1.6)	4.3	(1.6)	8.4	(1.0)	5.9	(1.0)	-3.2	(1.4)	1.2	(1.4)	-2.1	(1.1)			Jordanien	12.2	(2.0)	-0.4	(1.1)	4.3	(1.0)	0.6	(2.0)	2.4	(2.0)	11.4	(1.9)	7.1	(1.4)	12.6	(1.5)	6.4	(1.3)	4.7	(1.7)	0.4	(1.4)			Kasachstan	16.0	(2.4)	-5.0	(1.3)	3.0	(0.8)	-6.2	(2.2)	-5.8	(1.9)	10.3	(2.1)	15.7	(1.2)	18.4	(1.6)	2.3	(1.6)	10.0	(1.6)	3.3	(1.3)			Kirgisistan	24.7	(2.8)	1.7	(1.4)	-1.0	(0.8)	2.1	(1.8)	-4.4	(2.2)	11.0	(2.1)	12.9	(1.8)	10.3	(1.7)	1.3	(1.7)	13.3	(1.7)	1.1	(1.4)			Lettland	26.2	(2.3)	1.9	(2.5)	4.6	(2.0)	-11.3	(2.3)	-4.4	(2.1)	9.0	(2.2)	11.4	(1.6)	19.9	(1.7)	5.3	(1.7)	4.8	(2.0)	-2.9	(1.8)			Litauen	20.4	(1.4)	4.3	(1.4)	9.1	(1.2)	-13.7	(2.1)	-9.4	(1.6)	11.4	(2.0)	11.3	(1.6)	16.6	(1.6)	2.1	(1.1)	4.6	(1.6)	-1.5	(1.6)			Macau (China)	c	c	c	c	c	c	c	c	c	c	c	c	c	c	c	c	c	c	c	c	c	c			Montenegro	c	c	c	c	c	c	c	c	c	c	c	c	c	c	c	c	c	c	c	c	c	c			Panama	9.4	(3.1)	3.1	(1.6)	1.1	(1.3)	1.5	(2.0)	-4.6	(2.7)	10.1	(2.6)	5.9	(2.4)	10.4	(2.0)	3.6	(1.8)	6.9	(2.4)	-1.7	(1.7)			Peru	15.7	(2.1)	1.6	(1.4)	2.4	(1.2)	-9.3	(1.8)	-1.4	(1.9)	5.8	(1.9)	7.6	(1.7)	13.0	(1.8)	3.4	(1.6)	11.5	(2.0)	0.4	(1.6)			Katar	17.6	(1.4)	1.1	(0.8)	4.3	(0.8)	-4.1	(1.3)	-5.9	(1.3)	13.1	(1.3)	7.8	(1.1)	9.3	(1.2)	6.0	(0.8)	4.1	(1.0)	-3.7	(0.8)																									
Österreich	17.9	(1.4)	-1.5	(1.6)	5.2	(1.4)	-6.4	(1.5)	-3.3	(1.4)	2.7	(1.5)	9.9	(1.6)	14.7	(1.7)	1.6	(1.2)	1.3	(1.1)	-3.5	(1.4)			Belgien	18.0	(1.2)	4.5	(1.1)	4.9	(1.3)	-9.9	(1.2)	-7.1	(1.2)	10.7	(1.3)	10.8	(1.2)	17.5	(1.3)	-1.2	(1.2)	0.5	(1.1)	-0.2	(1.1)			Kanada	25.3	(0.9)	-1.1	(1.1)	4.5	(1.1)	-9.2	(0.9)	-10.2	(0.8)	16.6	(1.1)	6.9	(1.0)	17.6	(0.9)	5.2	(1.0)	0.7	(1.2)	-0.9	(1.0)			Chile	15.9	(1.5)	2.0	(1.4)	6.5	(1.2)	-1.8	(1.4)	-6.7	(1.4)	9.3	(1.6)	11.4	(1.2)	13.4	(1.3)	3.1	(1.2)	1.0	(1.3)	-3.4	(1.3)			Tschech. Rep.	20.5	(1.4)	1.5	(1.4)	5.7	(1.1)	-5.2	(1.2)	-2.6	(1.3)	9.6	(1.5)	9.2	(1.3)	19.8	(1.3)	0.4	(1.5)	-0.5	(1.3)	-5.1	(1.5)			Dänemark	26.9	(1.6)	4.9	(1.4)	4.7	(1.6)	-19.2	(1.6)	-4.8	(1.5)	8.3	(1.7)	15.9	(1.6)	18.4	(1.3)	7.8	(1.3)	-0.3	(1.5)	-2.3	(1.6)			Estland	29.2	(1.6)	4.1	(2.2)	7.9	(1.9)	-14.9	(1.9)	1.5	(1.8)	2.6	(2.1)	13.5	(1.3)	17.1	(1.8)	7.6	(1.5)	6.0	(2.3)	-9.5	(2.0)			Finnland	26.1	(1.4)	10.2	(1.6)	4.3	(1.7)	-14.0	(1.7)	-1.3	(1.5)	10.2	(2.0)	11.0	(1.4)	20.6	(1.7)	3.8	(1.5)	-1.8	(1.5)	-9.0	(1.7)			Frankreich	w	w	w	w	w	w	w	w	w	w	w	w	w	w	w	w	w	w	w	w	w	w			Deutschland	15.5	(1.1)	3.8	(1.2)	4.6	(1.4)	-5.0	(1.7)	-5.7	(1.4)	5.7	(1.7)	9.2	(1.5)	12.4	(1.6)	2.2	(1.3)	1.9	(1.3)	-0.3	(1.4)			Griechenland	29.5	(2.1)	2.0	(2.0)	1.7	(1.3)	-9.0	(1.6)	-3.0	(1.6)	9.4	(1.9)	3.6	(1.6)	16.9	(1.7)	0.0	(1.8)	-2.4	(2.1)	1.1	(1.9)			Ungarn	16.9	(1.4)	0.4	(1.1)	5.7	(1.3)	1.2	(1.8)	-6.9	(1.7)	1.1	(1.7)	8.4	(1.5)	13.5	(1.2)	-2.3	(1.3)	-2.6	(1.4)	2.1	(1.5)			Island	24.1	(1.4)	8.4	(1.7)	4.3	(1.8)	-19.2	(1.9)	-2.8	(1.7)	17.8	(2.1)	8.1	(1.5)	21.5	(1.7)	6.4	(1.4)	3.7	(2.1)	-5.0	(1.4)			Irland	29.9	(1.9)	-4.7	(2.1)	7.9	(1.7)	-5.6	(1.8)	-4.8	(1.4)	8.7	(1.9)	12.6	(1.9)	17.4	(1.5)	5.3	(2.0)	5.5	(1.7)	-4.9	(1.7)			Israel	18.2	(2.3)	4.3	(1.6)	8.5	(1.6)	-11.0	(1.9)	-6.5	(1.7)	12.2	(2.1)	6.5	(1.9)	15.8	(1.9)	2.3	(1.5)	1.1	(2.0)	-4.4	(1.8)			Italien	16.5	(0.9)	3.8	(1.0)	4.2	(0.7)	-9.7	(0.8)	-3.1	(0.8)	7.6	(1.0)	7.8	(0.9)	14.7	(0.9)	0.3	(0.8)	1.7	(0.7)	-1.5	(0.9)			Japan	19.7	(1.5)	0.5	(1.2)	5.2	(1.8)	-6.4	(1.4)	-3.9	(1.5)	11.9	(1.8)	8.3	(1.4)	18.9	(1.7)	5.0	(1.3)	2.7	(1.6)	-1.8	(1.4)			Korea	22.4	(3.7)	0.9	(3.0)	5.9	(2.8)	1.7	(2.8)	1.6	(2.3)	9.9	(2.7)	11.2	(2.3)	21.4	(1.9)	4.4	(2.4)	1.3	(2.1)	-3.8	(2.3)			Luxemburg	c	c	c	c	c	c	c	c	c	c	c	c	c	c	c	c	c	c	c	c	c	c			Mexiko	11.6	(1.1)	-1.1	(0.8)	2.4	(1.0)	-7.7	(1.0)	-5.1	(1.0)	10.8	(1.2)	6.6	(0.8)	15.3	(0.9)	4.5	(0.9)	4.2	(1.0)	1.8	(1.0)			Niederlande	12.3	(1.5)	6.7	(1.0)	2.9	(1.4)	-11.0	(1.1)	-3.4	(1.2)	6.2	(1.4)	7.0	(1.1)	9.6	(1.0)	0.8	(1.3)	-0.8	(1.1)	-4.8	(1.1)			Neuseeland	33.1	(1.8)	-7.7	(2.5)	10.9	(2.1)	-13.1	(1.9)	-11.8	(2.1)	18.6	(2.3)	8.3	(1.8)	22.0	(1.4)	2.6	(1.8)	4.7	(2.0)	-0.3	(1.8)			Norwegen	27.2	(1.9)	5.8	(1.8)	-0.9	(1.8)	-16.8	(2.0)	1.5	(1.9)	12.8	(2.6)	12.4	(1.5)	23.3	(1.7)	7.4	(1.6)	0.9	(1.6)	-4.3	(1.8)			Polen	19.6	(1.4)	7.0	(1.8)	7.6	(1.4)	-6.9	(2.1)	-7.5	(2.1)	15.3	(1.7)	8.8	(1.6)	25.2	(1.5)	-1.1	(1.6)	1.0	(1.6)	4.7	(1.6)			Portugal	14.7	(1.6)	-0.8	(1.6)	3.2	(1.4)	-7.9	(1.5)	-5.2	(1.9)	17.9	(1.9)	9.9	(1.2)	18.5	(1.3)	-1.2	(1.3)	4.0	(1.4)	-1.9	(1.4)			Slowak. Rep.	17.9	(1.6)	4.2	(1.4)	9.3	(1.4)	-10.0	(1.1)	-6.9	(1.7)	11.4	(1.9)	7.3	(1.5)	18.1	(1.4)	1.4	(1.4)	1.5	(1.4)	-2.9	(1.6)			Slowenien	10.7	(1.3)	4.3	(1.3)	3.5	(0.9)	-10.8	(1.3)	-4.9	(1.2)	8.3	(1.4)	5.4	(1.1)	10.6	(1.0)	1.1	(1.1)	-0.4	(1.0)	2.5	(1.1)			Spanien	21.8	(0.9)	4.7	(0.9)	7.0	(1.0)	-2.1	(0.8)	-5.4	(1.1)	13.2	(1.0)	9.0	(0.8)	21.6	(0.9)	0.0	(0.8)	4.6	(0.9)	-2.3	(0.9)			Schweden	25.5	(1.9)	11.4	(1.6)	3.8	(1.9)	-2.1	(1.5)	-7.1	(2.1)	7.4	(2.2)	15.3	(1.5)	21.1	(1.7)	4.5	(1.6)	-0.8	(1.5)	-2.2	(2.0)			Schweiz	19.5	(1.1)	6.3	(1.2)	3.8	(1.2)	-8.7	(1.5)	-5.7	(1.6)	4.8	(1.4)	14.2	(1.2)	18.3	(1.4)	-1.4	(1.1)	1.2	(1.3)	-4.3	(1.3)			Türkei	12.0	(1.8)	-5.4	(1.9)	3.2	(1.5)	-6.3	(1.7)	0.3	(1.8)	10.4	(2.4)	7.8	(1.3)	10.8	(1.6)	1.4	(1.2)	-0.4	(1.5)	1.3	(1.6)			Ver. Königreich	29.6	(1.5)	-3.7	(1.5)	8.2	(1.5)	-11.4	(1.6)	-5.9	(1.5)	15.1	(1.8)	8.1	(1.5)	15.9	(1.3)	4.9	(1.4)	5.5	(1.3)	-1.3	(1.5)			Ver. Staaten	25.9	(2.0)	-2.3	(2.5)	6.3	(2.2)	-12.6	(2.2)	-9.8	(2.3)	17.2	(2.3)	8.3	(2.0)	13.8	(2.1)	1.0	(1.6)	7.9	(1.6)	0.0	(1.6)			OECD-Durchschnitt	21.3	(0.3)	2.1	(0.3)	5.4	(0.3)	-8.9	(0.3)	-4.8	(0.3)	10.7	(0.3)	9.5	(0.3)	17.3	(0.3)	2.6	(0.2)	1.7	(0.3)	-2.2	(0.3)			Partnerländer																								Albanien	27.6	(2.9)	-0.8	(2.6)	0.1	(1.6)	0.8	(2.4)	-5.9	(2.7)	18.8	(3.0)	19.0	(2.0)	11.5	(2.1)	5.4	(2.1)	5.2	(2.2)	-1.1	(2.0)			Argentinien	18.9	(2.6)	2.8	(1.3)	3.4	(1.4)	-3.9	(1.7)	-4.4	(1.7)	14.1	(1.8)	8.5	(2.0)	14.9	(1.9)	-3.2	(1.7)	0.0	(1.7)	-1.9	(1.8)			Aserbaidschan	14.2	(2.0)	0.9	(0.9)	0.0	(0.6)	-0.1	(1.6)	-1.2	(1.8)	8.0	(1.7)	7.7	(1.8)	1.4	(1.5)	-1.6	(1.5)	6.1	(1.6)	2.5	(1.0)			Brasilien	15.1	(1.3)	-0.8	(1.2)	3.1	(0.8)	-2.9	(1.4)	-5.8	(1.2)	11.3	(1.5)	8.9	(1.0)	14.1	(1.2)	3.7	(1.0)	4.1	(1.4)	-2.0	(1.2)			Bulgarien	10.8	(2.9)	3.2	(1.5)	9.0	(1.3)	-3.7	(2.0)	-8.4	(1.8)	11.0	(2.2)	10.5	(1.9)	18.4	(1.9)	1.0	(1.4)	5.0	(1.8)	1.8	(1.6)			Kolumbien	11.4	(2.1)	-0.5	(1.3)	6.3	(1.5)	-8.0	(1.5)	-2.3	(2.0)	8.7	(1.7)	12.5	(2.0)	15.6	(1.9)	-1.7	(1.5)	12.1	(1.8)	1.2	(1.8)			Kroatien	14.1	(1.4)	5.1	(1.5)	4.2	(1.1)	-3.2	(1.7)	-6.6	(2.1)	2.1	(2.0)	11.0	(1.3)	17.6	(1.3)	-4.7	(1.6)	4.5	(1.6)	2.8	(1.5)			Dubai (VAE)	22.4	(1.5)	-3.4	(1.0)	3.9	(1.0)	-8.8	(1.5)	-3.9	(1.4)	11.8	(1.4)	10.6	(1.2)	15.1	(1.2)	5.4	(1.2)	3.8	(1.3)	-2.7	(1.1)			Hongkong (China)	22.6	(2.0)	0.9	(1.4)	2.4	(1.4)	-8.0	(2.0)	-8.4	(1.4)	14.4	(1.7)	9.4	(1.0)	10.8	(1.0)	0.8	(1.4)	3.5	(1.5)	1.4	(1.5)			Indonesien	17.2	(2.1)	1.9	(0.8)	3.2	(1.5)	0.6	(1.6)	4.3	(1.6)	8.4	(1.0)	5.9	(1.0)	-3.2	(1.4)	1.2	(1.4)	-2.1	(1.1)			Jordanien	12.2	(2.0)	-0.4	(1.1)	4.3	(1.0)	0.6	(2.0)	2.4	(2.0)	11.4	(1.9)	7.1	(1.4)	12.6	(1.5)	6.4	(1.3)	4.7	(1.7)	0.4	(1.4)			Kasachstan	16.0	(2.4)	-5.0	(1.3)	3.0	(0.8)	-6.2	(2.2)	-5.8	(1.9)	10.3	(2.1)	15.7	(1.2)	18.4	(1.6)	2.3	(1.6)	10.0	(1.6)	3.3	(1.3)			Kirgisistan	24.7	(2.8)	1.7	(1.4)	-1.0	(0.8)	2.1	(1.8)	-4.4	(2.2)	11.0	(2.1)	12.9	(1.8)	10.3	(1.7)	1.3	(1.7)	13.3	(1.7)	1.1	(1.4)			Lettland	26.2	(2.3)	1.9	(2.5)	4.6	(2.0)	-11.3	(2.3)	-4.4	(2.1)	9.0	(2.2)	11.4	(1.6)	19.9	(1.7)	5.3	(1.7)	4.8	(2.0)	-2.9	(1.8)			Litauen	20.4	(1.4)	4.3	(1.4)	9.1	(1.2)	-13.7	(2.1)	-9.4	(1.6)	11.4	(2.0)	11.3	(1.6)	16.6	(1.6)	2.1	(1.1)	4.6	(1.6)	-1.5	(1.6)			Macau (China)	c	c	c	c	c	c	c	c	c	c	c	c	c	c	c	c	c	c	c	c	c	c			Montenegro	c	c	c	c	c	c	c	c	c	c	c	c	c	c	c	c	c	c	c	c	c	c			Panama	9.4	(3.1)	3.1	(1.6)	1.1	(1.3)	1.5	(2.0)	-4.6	(2.7)	10.1	(2.6)	5.9	(2.4)	10.4	(2.0)	3.6	(1.8)	6.9	(2.4)	-1.7	(1.7)			Peru	15.7	(2.1)	1.6	(1.4)	2.4	(1.2)	-9.3	(1.8)	-1.4	(1.9)	5.8	(1.9)	7.6	(1.7)	13.0	(1.8)	3.4	(1.6)	11.5	(2.0)	0.4	(1.6)			Katar	17.6	(1.4)	1.1	(0.8)	4.3	(0.8)	-4.1	(1.3)	-5.9	(1.3)	13.1	(1.3)	7.8	(1.1)	9.3	(1.2)	6.0	(0.8)	4.1	(1.0)	-3.7	(0.8)																																																		
Belgien	18.0	(1.2)	4.5	(1.1)	4.9	(1.3)	-9.9	(1.2)	-7.1	(1.2)	10.7	(1.3)	10.8	(1.2)	17.5	(1.3)	-1.2	(1.2)	0.5	(1.1)	-0.2	(1.1)			Kanada	25.3	(0.9)	-1.1	(1.1)	4.5	(1.1)	-9.2	(0.9)	-10.2	(0.8)	16.6	(1.1)	6.9	(1.0)	17.6	(0.9)	5.2	(1.0)	0.7	(1.2)	-0.9	(1.0)			Chile	15.9	(1.5)	2.0	(1.4)	6.5	(1.2)	-1.8	(1.4)	-6.7	(1.4)	9.3	(1.6)	11.4	(1.2)	13.4	(1.3)	3.1	(1.2)	1.0	(1.3)	-3.4	(1.3)			Tschech. Rep.	20.5	(1.4)	1.5	(1.4)	5.7	(1.1)	-5.2	(1.2)	-2.6	(1.3)	9.6	(1.5)	9.2	(1.3)	19.8	(1.3)	0.4	(1.5)	-0.5	(1.3)	-5.1	(1.5)			Dänemark	26.9	(1.6)	4.9	(1.4)	4.7	(1.6)	-19.2	(1.6)	-4.8	(1.5)	8.3	(1.7)	15.9	(1.6)	18.4	(1.3)	7.8	(1.3)	-0.3	(1.5)	-2.3	(1.6)			Estland	29.2	(1.6)	4.1	(2.2)	7.9	(1.9)	-14.9	(1.9)	1.5	(1.8)	2.6	(2.1)	13.5	(1.3)	17.1	(1.8)	7.6	(1.5)	6.0	(2.3)	-9.5	(2.0)			Finnland	26.1	(1.4)	10.2	(1.6)	4.3	(1.7)	-14.0	(1.7)	-1.3	(1.5)	10.2	(2.0)	11.0	(1.4)	20.6	(1.7)	3.8	(1.5)	-1.8	(1.5)	-9.0	(1.7)			Frankreich	w	w	w	w	w	w	w	w	w	w	w	w	w	w	w	w	w	w	w	w	w	w			Deutschland	15.5	(1.1)	3.8	(1.2)	4.6	(1.4)	-5.0	(1.7)	-5.7	(1.4)	5.7	(1.7)	9.2	(1.5)	12.4	(1.6)	2.2	(1.3)	1.9	(1.3)	-0.3	(1.4)			Griechenland	29.5	(2.1)	2.0	(2.0)	1.7	(1.3)	-9.0	(1.6)	-3.0	(1.6)	9.4	(1.9)	3.6	(1.6)	16.9	(1.7)	0.0	(1.8)	-2.4	(2.1)	1.1	(1.9)			Ungarn	16.9	(1.4)	0.4	(1.1)	5.7	(1.3)	1.2	(1.8)	-6.9	(1.7)	1.1	(1.7)	8.4	(1.5)	13.5	(1.2)	-2.3	(1.3)	-2.6	(1.4)	2.1	(1.5)			Island	24.1	(1.4)	8.4	(1.7)	4.3	(1.8)	-19.2	(1.9)	-2.8	(1.7)	17.8	(2.1)	8.1	(1.5)	21.5	(1.7)	6.4	(1.4)	3.7	(2.1)	-5.0	(1.4)			Irland	29.9	(1.9)	-4.7	(2.1)	7.9	(1.7)	-5.6	(1.8)	-4.8	(1.4)	8.7	(1.9)	12.6	(1.9)	17.4	(1.5)	5.3	(2.0)	5.5	(1.7)	-4.9	(1.7)			Israel	18.2	(2.3)	4.3	(1.6)	8.5	(1.6)	-11.0	(1.9)	-6.5	(1.7)	12.2	(2.1)	6.5	(1.9)	15.8	(1.9)	2.3	(1.5)	1.1	(2.0)	-4.4	(1.8)			Italien	16.5	(0.9)	3.8	(1.0)	4.2	(0.7)	-9.7	(0.8)	-3.1	(0.8)	7.6	(1.0)	7.8	(0.9)	14.7	(0.9)	0.3	(0.8)	1.7	(0.7)	-1.5	(0.9)			Japan	19.7	(1.5)	0.5	(1.2)	5.2	(1.8)	-6.4	(1.4)	-3.9	(1.5)	11.9	(1.8)	8.3	(1.4)	18.9	(1.7)	5.0	(1.3)	2.7	(1.6)	-1.8	(1.4)			Korea	22.4	(3.7)	0.9	(3.0)	5.9	(2.8)	1.7	(2.8)	1.6	(2.3)	9.9	(2.7)	11.2	(2.3)	21.4	(1.9)	4.4	(2.4)	1.3	(2.1)	-3.8	(2.3)			Luxemburg	c	c	c	c	c	c	c	c	c	c	c	c	c	c	c	c	c	c	c	c	c	c			Mexiko	11.6	(1.1)	-1.1	(0.8)	2.4	(1.0)	-7.7	(1.0)	-5.1	(1.0)	10.8	(1.2)	6.6	(0.8)	15.3	(0.9)	4.5	(0.9)	4.2	(1.0)	1.8	(1.0)			Niederlande	12.3	(1.5)	6.7	(1.0)	2.9	(1.4)	-11.0	(1.1)	-3.4	(1.2)	6.2	(1.4)	7.0	(1.1)	9.6	(1.0)	0.8	(1.3)	-0.8	(1.1)	-4.8	(1.1)			Neuseeland	33.1	(1.8)	-7.7	(2.5)	10.9	(2.1)	-13.1	(1.9)	-11.8	(2.1)	18.6	(2.3)	8.3	(1.8)	22.0	(1.4)	2.6	(1.8)	4.7	(2.0)	-0.3	(1.8)			Norwegen	27.2	(1.9)	5.8	(1.8)	-0.9	(1.8)	-16.8	(2.0)	1.5	(1.9)	12.8	(2.6)	12.4	(1.5)	23.3	(1.7)	7.4	(1.6)	0.9	(1.6)	-4.3	(1.8)			Polen	19.6	(1.4)	7.0	(1.8)	7.6	(1.4)	-6.9	(2.1)	-7.5	(2.1)	15.3	(1.7)	8.8	(1.6)	25.2	(1.5)	-1.1	(1.6)	1.0	(1.6)	4.7	(1.6)			Portugal	14.7	(1.6)	-0.8	(1.6)	3.2	(1.4)	-7.9	(1.5)	-5.2	(1.9)	17.9	(1.9)	9.9	(1.2)	18.5	(1.3)	-1.2	(1.3)	4.0	(1.4)	-1.9	(1.4)			Slowak. Rep.	17.9	(1.6)	4.2	(1.4)	9.3	(1.4)	-10.0	(1.1)	-6.9	(1.7)	11.4	(1.9)	7.3	(1.5)	18.1	(1.4)	1.4	(1.4)	1.5	(1.4)	-2.9	(1.6)			Slowenien	10.7	(1.3)	4.3	(1.3)	3.5	(0.9)	-10.8	(1.3)	-4.9	(1.2)	8.3	(1.4)	5.4	(1.1)	10.6	(1.0)	1.1	(1.1)	-0.4	(1.0)	2.5	(1.1)			Spanien	21.8	(0.9)	4.7	(0.9)	7.0	(1.0)	-2.1	(0.8)	-5.4	(1.1)	13.2	(1.0)	9.0	(0.8)	21.6	(0.9)	0.0	(0.8)	4.6	(0.9)	-2.3	(0.9)			Schweden	25.5	(1.9)	11.4	(1.6)	3.8	(1.9)	-2.1	(1.5)	-7.1	(2.1)	7.4	(2.2)	15.3	(1.5)	21.1	(1.7)	4.5	(1.6)	-0.8	(1.5)	-2.2	(2.0)			Schweiz	19.5	(1.1)	6.3	(1.2)	3.8	(1.2)	-8.7	(1.5)	-5.7	(1.6)	4.8	(1.4)	14.2	(1.2)	18.3	(1.4)	-1.4	(1.1)	1.2	(1.3)	-4.3	(1.3)			Türkei	12.0	(1.8)	-5.4	(1.9)	3.2	(1.5)	-6.3	(1.7)	0.3	(1.8)	10.4	(2.4)	7.8	(1.3)	10.8	(1.6)	1.4	(1.2)	-0.4	(1.5)	1.3	(1.6)			Ver. Königreich	29.6	(1.5)	-3.7	(1.5)	8.2	(1.5)	-11.4	(1.6)	-5.9	(1.5)	15.1	(1.8)	8.1	(1.5)	15.9	(1.3)	4.9	(1.4)	5.5	(1.3)	-1.3	(1.5)			Ver. Staaten	25.9	(2.0)	-2.3	(2.5)	6.3	(2.2)	-12.6	(2.2)	-9.8	(2.3)	17.2	(2.3)	8.3	(2.0)	13.8	(2.1)	1.0	(1.6)	7.9	(1.6)	0.0	(1.6)			OECD-Durchschnitt	21.3	(0.3)	2.1	(0.3)	5.4	(0.3)	-8.9	(0.3)	-4.8	(0.3)	10.7	(0.3)	9.5	(0.3)	17.3	(0.3)	2.6	(0.2)	1.7	(0.3)	-2.2	(0.3)			Partnerländer																								Albanien	27.6	(2.9)	-0.8	(2.6)	0.1	(1.6)	0.8	(2.4)	-5.9	(2.7)	18.8	(3.0)	19.0	(2.0)	11.5	(2.1)	5.4	(2.1)	5.2	(2.2)	-1.1	(2.0)			Argentinien	18.9	(2.6)	2.8	(1.3)	3.4	(1.4)	-3.9	(1.7)	-4.4	(1.7)	14.1	(1.8)	8.5	(2.0)	14.9	(1.9)	-3.2	(1.7)	0.0	(1.7)	-1.9	(1.8)			Aserbaidschan	14.2	(2.0)	0.9	(0.9)	0.0	(0.6)	-0.1	(1.6)	-1.2	(1.8)	8.0	(1.7)	7.7	(1.8)	1.4	(1.5)	-1.6	(1.5)	6.1	(1.6)	2.5	(1.0)			Brasilien	15.1	(1.3)	-0.8	(1.2)	3.1	(0.8)	-2.9	(1.4)	-5.8	(1.2)	11.3	(1.5)	8.9	(1.0)	14.1	(1.2)	3.7	(1.0)	4.1	(1.4)	-2.0	(1.2)			Bulgarien	10.8	(2.9)	3.2	(1.5)	9.0	(1.3)	-3.7	(2.0)	-8.4	(1.8)	11.0	(2.2)	10.5	(1.9)	18.4	(1.9)	1.0	(1.4)	5.0	(1.8)	1.8	(1.6)			Kolumbien	11.4	(2.1)	-0.5	(1.3)	6.3	(1.5)	-8.0	(1.5)	-2.3	(2.0)	8.7	(1.7)	12.5	(2.0)	15.6	(1.9)	-1.7	(1.5)	12.1	(1.8)	1.2	(1.8)			Kroatien	14.1	(1.4)	5.1	(1.5)	4.2	(1.1)	-3.2	(1.7)	-6.6	(2.1)	2.1	(2.0)	11.0	(1.3)	17.6	(1.3)	-4.7	(1.6)	4.5	(1.6)	2.8	(1.5)			Dubai (VAE)	22.4	(1.5)	-3.4	(1.0)	3.9	(1.0)	-8.8	(1.5)	-3.9	(1.4)	11.8	(1.4)	10.6	(1.2)	15.1	(1.2)	5.4	(1.2)	3.8	(1.3)	-2.7	(1.1)			Hongkong (China)	22.6	(2.0)	0.9	(1.4)	2.4	(1.4)	-8.0	(2.0)	-8.4	(1.4)	14.4	(1.7)	9.4	(1.0)	10.8	(1.0)	0.8	(1.4)	3.5	(1.5)	1.4	(1.5)			Indonesien	17.2	(2.1)	1.9	(0.8)	3.2	(1.5)	0.6	(1.6)	4.3	(1.6)	8.4	(1.0)	5.9	(1.0)	-3.2	(1.4)	1.2	(1.4)	-2.1	(1.1)			Jordanien	12.2	(2.0)	-0.4	(1.1)	4.3	(1.0)	0.6	(2.0)	2.4	(2.0)	11.4	(1.9)	7.1	(1.4)	12.6	(1.5)	6.4	(1.3)	4.7	(1.7)	0.4	(1.4)			Kasachstan	16.0	(2.4)	-5.0	(1.3)	3.0	(0.8)	-6.2	(2.2)	-5.8	(1.9)	10.3	(2.1)	15.7	(1.2)	18.4	(1.6)	2.3	(1.6)	10.0	(1.6)	3.3	(1.3)			Kirgisistan	24.7	(2.8)	1.7	(1.4)	-1.0	(0.8)	2.1	(1.8)	-4.4	(2.2)	11.0	(2.1)	12.9	(1.8)	10.3	(1.7)	1.3	(1.7)	13.3	(1.7)	1.1	(1.4)			Lettland	26.2	(2.3)	1.9	(2.5)	4.6	(2.0)	-11.3	(2.3)	-4.4	(2.1)	9.0	(2.2)	11.4	(1.6)	19.9	(1.7)	5.3	(1.7)	4.8	(2.0)	-2.9	(1.8)			Litauen	20.4	(1.4)	4.3	(1.4)	9.1	(1.2)	-13.7	(2.1)	-9.4	(1.6)	11.4	(2.0)	11.3	(1.6)	16.6	(1.6)	2.1	(1.1)	4.6	(1.6)	-1.5	(1.6)			Macau (China)	c	c	c	c	c	c	c	c	c	c	c	c	c	c	c	c	c	c	c	c	c	c			Montenegro	c	c	c	c	c	c	c	c	c	c	c	c	c	c	c	c	c	c	c	c	c	c			Panama	9.4	(3.1)	3.1	(1.6)	1.1	(1.3)	1.5	(2.0)	-4.6	(2.7)	10.1	(2.6)	5.9	(2.4)	10.4	(2.0)	3.6	(1.8)	6.9	(2.4)	-1.7	(1.7)			Peru	15.7	(2.1)	1.6	(1.4)	2.4	(1.2)	-9.3	(1.8)	-1.4	(1.9)	5.8	(1.9)	7.6	(1.7)	13.0	(1.8)	3.4	(1.6)	11.5	(2.0)	0.4	(1.6)			Katar	17.6	(1.4)	1.1	(0.8)	4.3	(0.8)	-4.1	(1.3)	-5.9	(1.3)	13.1	(1.3)	7.8	(1.1)	9.3	(1.2)	6.0	(0.8)	4.1	(1.0)	-3.7	(0.8)																																																																											
Kanada	25.3	(0.9)	-1.1	(1.1)	4.5	(1.1)	-9.2	(0.9)	-10.2	(0.8)	16.6	(1.1)	6.9	(1.0)	17.6	(0.9)	5.2	(1.0)	0.7	(1.2)	-0.9	(1.0)			Chile	15.9	(1.5)	2.0	(1.4)	6.5	(1.2)	-1.8	(1.4)	-6.7	(1.4)	9.3	(1.6)	11.4	(1.2)	13.4	(1.3)	3.1	(1.2)	1.0	(1.3)	-3.4	(1.3)			Tschech. Rep.	20.5	(1.4)	1.5	(1.4)	5.7	(1.1)	-5.2	(1.2)	-2.6	(1.3)	9.6	(1.5)	9.2	(1.3)	19.8	(1.3)	0.4	(1.5)	-0.5	(1.3)	-5.1	(1.5)			Dänemark	26.9	(1.6)	4.9	(1.4)	4.7	(1.6)	-19.2	(1.6)	-4.8	(1.5)	8.3	(1.7)	15.9	(1.6)	18.4	(1.3)	7.8	(1.3)	-0.3	(1.5)	-2.3	(1.6)			Estland	29.2	(1.6)	4.1	(2.2)	7.9	(1.9)	-14.9	(1.9)	1.5	(1.8)	2.6	(2.1)	13.5	(1.3)	17.1	(1.8)	7.6	(1.5)	6.0	(2.3)	-9.5	(2.0)			Finnland	26.1	(1.4)	10.2	(1.6)	4.3	(1.7)	-14.0	(1.7)	-1.3	(1.5)	10.2	(2.0)	11.0	(1.4)	20.6	(1.7)	3.8	(1.5)	-1.8	(1.5)	-9.0	(1.7)			Frankreich	w	w	w	w	w	w	w	w	w	w	w	w	w	w	w	w	w	w	w	w	w	w			Deutschland	15.5	(1.1)	3.8	(1.2)	4.6	(1.4)	-5.0	(1.7)	-5.7	(1.4)	5.7	(1.7)	9.2	(1.5)	12.4	(1.6)	2.2	(1.3)	1.9	(1.3)	-0.3	(1.4)			Griechenland	29.5	(2.1)	2.0	(2.0)	1.7	(1.3)	-9.0	(1.6)	-3.0	(1.6)	9.4	(1.9)	3.6	(1.6)	16.9	(1.7)	0.0	(1.8)	-2.4	(2.1)	1.1	(1.9)			Ungarn	16.9	(1.4)	0.4	(1.1)	5.7	(1.3)	1.2	(1.8)	-6.9	(1.7)	1.1	(1.7)	8.4	(1.5)	13.5	(1.2)	-2.3	(1.3)	-2.6	(1.4)	2.1	(1.5)			Island	24.1	(1.4)	8.4	(1.7)	4.3	(1.8)	-19.2	(1.9)	-2.8	(1.7)	17.8	(2.1)	8.1	(1.5)	21.5	(1.7)	6.4	(1.4)	3.7	(2.1)	-5.0	(1.4)			Irland	29.9	(1.9)	-4.7	(2.1)	7.9	(1.7)	-5.6	(1.8)	-4.8	(1.4)	8.7	(1.9)	12.6	(1.9)	17.4	(1.5)	5.3	(2.0)	5.5	(1.7)	-4.9	(1.7)			Israel	18.2	(2.3)	4.3	(1.6)	8.5	(1.6)	-11.0	(1.9)	-6.5	(1.7)	12.2	(2.1)	6.5	(1.9)	15.8	(1.9)	2.3	(1.5)	1.1	(2.0)	-4.4	(1.8)			Italien	16.5	(0.9)	3.8	(1.0)	4.2	(0.7)	-9.7	(0.8)	-3.1	(0.8)	7.6	(1.0)	7.8	(0.9)	14.7	(0.9)	0.3	(0.8)	1.7	(0.7)	-1.5	(0.9)			Japan	19.7	(1.5)	0.5	(1.2)	5.2	(1.8)	-6.4	(1.4)	-3.9	(1.5)	11.9	(1.8)	8.3	(1.4)	18.9	(1.7)	5.0	(1.3)	2.7	(1.6)	-1.8	(1.4)			Korea	22.4	(3.7)	0.9	(3.0)	5.9	(2.8)	1.7	(2.8)	1.6	(2.3)	9.9	(2.7)	11.2	(2.3)	21.4	(1.9)	4.4	(2.4)	1.3	(2.1)	-3.8	(2.3)			Luxemburg	c	c	c	c	c	c	c	c	c	c	c	c	c	c	c	c	c	c	c	c	c	c			Mexiko	11.6	(1.1)	-1.1	(0.8)	2.4	(1.0)	-7.7	(1.0)	-5.1	(1.0)	10.8	(1.2)	6.6	(0.8)	15.3	(0.9)	4.5	(0.9)	4.2	(1.0)	1.8	(1.0)			Niederlande	12.3	(1.5)	6.7	(1.0)	2.9	(1.4)	-11.0	(1.1)	-3.4	(1.2)	6.2	(1.4)	7.0	(1.1)	9.6	(1.0)	0.8	(1.3)	-0.8	(1.1)	-4.8	(1.1)			Neuseeland	33.1	(1.8)	-7.7	(2.5)	10.9	(2.1)	-13.1	(1.9)	-11.8	(2.1)	18.6	(2.3)	8.3	(1.8)	22.0	(1.4)	2.6	(1.8)	4.7	(2.0)	-0.3	(1.8)			Norwegen	27.2	(1.9)	5.8	(1.8)	-0.9	(1.8)	-16.8	(2.0)	1.5	(1.9)	12.8	(2.6)	12.4	(1.5)	23.3	(1.7)	7.4	(1.6)	0.9	(1.6)	-4.3	(1.8)			Polen	19.6	(1.4)	7.0	(1.8)	7.6	(1.4)	-6.9	(2.1)	-7.5	(2.1)	15.3	(1.7)	8.8	(1.6)	25.2	(1.5)	-1.1	(1.6)	1.0	(1.6)	4.7	(1.6)			Portugal	14.7	(1.6)	-0.8	(1.6)	3.2	(1.4)	-7.9	(1.5)	-5.2	(1.9)	17.9	(1.9)	9.9	(1.2)	18.5	(1.3)	-1.2	(1.3)	4.0	(1.4)	-1.9	(1.4)			Slowak. Rep.	17.9	(1.6)	4.2	(1.4)	9.3	(1.4)	-10.0	(1.1)	-6.9	(1.7)	11.4	(1.9)	7.3	(1.5)	18.1	(1.4)	1.4	(1.4)	1.5	(1.4)	-2.9	(1.6)			Slowenien	10.7	(1.3)	4.3	(1.3)	3.5	(0.9)	-10.8	(1.3)	-4.9	(1.2)	8.3	(1.4)	5.4	(1.1)	10.6	(1.0)	1.1	(1.1)	-0.4	(1.0)	2.5	(1.1)			Spanien	21.8	(0.9)	4.7	(0.9)	7.0	(1.0)	-2.1	(0.8)	-5.4	(1.1)	13.2	(1.0)	9.0	(0.8)	21.6	(0.9)	0.0	(0.8)	4.6	(0.9)	-2.3	(0.9)			Schweden	25.5	(1.9)	11.4	(1.6)	3.8	(1.9)	-2.1	(1.5)	-7.1	(2.1)	7.4	(2.2)	15.3	(1.5)	21.1	(1.7)	4.5	(1.6)	-0.8	(1.5)	-2.2	(2.0)			Schweiz	19.5	(1.1)	6.3	(1.2)	3.8	(1.2)	-8.7	(1.5)	-5.7	(1.6)	4.8	(1.4)	14.2	(1.2)	18.3	(1.4)	-1.4	(1.1)	1.2	(1.3)	-4.3	(1.3)			Türkei	12.0	(1.8)	-5.4	(1.9)	3.2	(1.5)	-6.3	(1.7)	0.3	(1.8)	10.4	(2.4)	7.8	(1.3)	10.8	(1.6)	1.4	(1.2)	-0.4	(1.5)	1.3	(1.6)			Ver. Königreich	29.6	(1.5)	-3.7	(1.5)	8.2	(1.5)	-11.4	(1.6)	-5.9	(1.5)	15.1	(1.8)	8.1	(1.5)	15.9	(1.3)	4.9	(1.4)	5.5	(1.3)	-1.3	(1.5)			Ver. Staaten	25.9	(2.0)	-2.3	(2.5)	6.3	(2.2)	-12.6	(2.2)	-9.8	(2.3)	17.2	(2.3)	8.3	(2.0)	13.8	(2.1)	1.0	(1.6)	7.9	(1.6)	0.0	(1.6)			OECD-Durchschnitt	21.3	(0.3)	2.1	(0.3)	5.4	(0.3)	-8.9	(0.3)	-4.8	(0.3)	10.7	(0.3)	9.5	(0.3)	17.3	(0.3)	2.6	(0.2)	1.7	(0.3)	-2.2	(0.3)			Partnerländer																								Albanien	27.6	(2.9)	-0.8	(2.6)	0.1	(1.6)	0.8	(2.4)	-5.9	(2.7)	18.8	(3.0)	19.0	(2.0)	11.5	(2.1)	5.4	(2.1)	5.2	(2.2)	-1.1	(2.0)			Argentinien	18.9	(2.6)	2.8	(1.3)	3.4	(1.4)	-3.9	(1.7)	-4.4	(1.7)	14.1	(1.8)	8.5	(2.0)	14.9	(1.9)	-3.2	(1.7)	0.0	(1.7)	-1.9	(1.8)			Aserbaidschan	14.2	(2.0)	0.9	(0.9)	0.0	(0.6)	-0.1	(1.6)	-1.2	(1.8)	8.0	(1.7)	7.7	(1.8)	1.4	(1.5)	-1.6	(1.5)	6.1	(1.6)	2.5	(1.0)			Brasilien	15.1	(1.3)	-0.8	(1.2)	3.1	(0.8)	-2.9	(1.4)	-5.8	(1.2)	11.3	(1.5)	8.9	(1.0)	14.1	(1.2)	3.7	(1.0)	4.1	(1.4)	-2.0	(1.2)			Bulgarien	10.8	(2.9)	3.2	(1.5)	9.0	(1.3)	-3.7	(2.0)	-8.4	(1.8)	11.0	(2.2)	10.5	(1.9)	18.4	(1.9)	1.0	(1.4)	5.0	(1.8)	1.8	(1.6)			Kolumbien	11.4	(2.1)	-0.5	(1.3)	6.3	(1.5)	-8.0	(1.5)	-2.3	(2.0)	8.7	(1.7)	12.5	(2.0)	15.6	(1.9)	-1.7	(1.5)	12.1	(1.8)	1.2	(1.8)			Kroatien	14.1	(1.4)	5.1	(1.5)	4.2	(1.1)	-3.2	(1.7)	-6.6	(2.1)	2.1	(2.0)	11.0	(1.3)	17.6	(1.3)	-4.7	(1.6)	4.5	(1.6)	2.8	(1.5)			Dubai (VAE)	22.4	(1.5)	-3.4	(1.0)	3.9	(1.0)	-8.8	(1.5)	-3.9	(1.4)	11.8	(1.4)	10.6	(1.2)	15.1	(1.2)	5.4	(1.2)	3.8	(1.3)	-2.7	(1.1)			Hongkong (China)	22.6	(2.0)	0.9	(1.4)	2.4	(1.4)	-8.0	(2.0)	-8.4	(1.4)	14.4	(1.7)	9.4	(1.0)	10.8	(1.0)	0.8	(1.4)	3.5	(1.5)	1.4	(1.5)			Indonesien	17.2	(2.1)	1.9	(0.8)	3.2	(1.5)	0.6	(1.6)	4.3	(1.6)	8.4	(1.0)	5.9	(1.0)	-3.2	(1.4)	1.2	(1.4)	-2.1	(1.1)			Jordanien	12.2	(2.0)	-0.4	(1.1)	4.3	(1.0)	0.6	(2.0)	2.4	(2.0)	11.4	(1.9)	7.1	(1.4)	12.6	(1.5)	6.4	(1.3)	4.7	(1.7)	0.4	(1.4)			Kasachstan	16.0	(2.4)	-5.0	(1.3)	3.0	(0.8)	-6.2	(2.2)	-5.8	(1.9)	10.3	(2.1)	15.7	(1.2)	18.4	(1.6)	2.3	(1.6)	10.0	(1.6)	3.3	(1.3)			Kirgisistan	24.7	(2.8)	1.7	(1.4)	-1.0	(0.8)	2.1	(1.8)	-4.4	(2.2)	11.0	(2.1)	12.9	(1.8)	10.3	(1.7)	1.3	(1.7)	13.3	(1.7)	1.1	(1.4)			Lettland	26.2	(2.3)	1.9	(2.5)	4.6	(2.0)	-11.3	(2.3)	-4.4	(2.1)	9.0	(2.2)	11.4	(1.6)	19.9	(1.7)	5.3	(1.7)	4.8	(2.0)	-2.9	(1.8)			Litauen	20.4	(1.4)	4.3	(1.4)	9.1	(1.2)	-13.7	(2.1)	-9.4	(1.6)	11.4	(2.0)	11.3	(1.6)	16.6	(1.6)	2.1	(1.1)	4.6	(1.6)	-1.5	(1.6)			Macau (China)	c	c	c	c	c	c	c	c	c	c	c	c	c	c	c	c	c	c	c	c	c	c			Montenegro	c	c	c	c	c	c	c	c	c	c	c	c	c	c	c	c	c	c	c	c	c	c			Panama	9.4	(3.1)	3.1	(1.6)	1.1	(1.3)	1.5	(2.0)	-4.6	(2.7)	10.1	(2.6)	5.9	(2.4)	10.4	(2.0)	3.6	(1.8)	6.9	(2.4)	-1.7	(1.7)			Peru	15.7	(2.1)	1.6	(1.4)	2.4	(1.2)	-9.3	(1.8)	-1.4	(1.9)	5.8	(1.9)	7.6	(1.7)	13.0	(1.8)	3.4	(1.6)	11.5	(2.0)	0.4	(1.6)			Katar	17.6	(1.4)	1.1	(0.8)	4.3	(0.8)	-4.1	(1.3)	-5.9	(1.3)	13.1	(1.3)	7.8	(1.1)	9.3	(1.2)	6.0	(0.8)	4.1	(1.0)	-3.7	(0.8)																																																																																																				
Chile	15.9	(1.5)	2.0	(1.4)	6.5	(1.2)	-1.8	(1.4)	-6.7	(1.4)	9.3	(1.6)	11.4	(1.2)	13.4	(1.3)	3.1	(1.2)	1.0	(1.3)	-3.4	(1.3)			Tschech. Rep.	20.5	(1.4)	1.5	(1.4)	5.7	(1.1)	-5.2	(1.2)	-2.6	(1.3)	9.6	(1.5)	9.2	(1.3)	19.8	(1.3)	0.4	(1.5)	-0.5	(1.3)	-5.1	(1.5)			Dänemark	26.9	(1.6)	4.9	(1.4)	4.7	(1.6)	-19.2	(1.6)	-4.8	(1.5)	8.3	(1.7)	15.9	(1.6)	18.4	(1.3)	7.8	(1.3)	-0.3	(1.5)	-2.3	(1.6)			Estland	29.2	(1.6)	4.1	(2.2)	7.9	(1.9)	-14.9	(1.9)	1.5	(1.8)	2.6	(2.1)	13.5	(1.3)	17.1	(1.8)	7.6	(1.5)	6.0	(2.3)	-9.5	(2.0)			Finnland	26.1	(1.4)	10.2	(1.6)	4.3	(1.7)	-14.0	(1.7)	-1.3	(1.5)	10.2	(2.0)	11.0	(1.4)	20.6	(1.7)	3.8	(1.5)	-1.8	(1.5)	-9.0	(1.7)			Frankreich	w	w	w	w	w	w	w	w	w	w	w	w	w	w	w	w	w	w	w	w	w	w			Deutschland	15.5	(1.1)	3.8	(1.2)	4.6	(1.4)	-5.0	(1.7)	-5.7	(1.4)	5.7	(1.7)	9.2	(1.5)	12.4	(1.6)	2.2	(1.3)	1.9	(1.3)	-0.3	(1.4)			Griechenland	29.5	(2.1)	2.0	(2.0)	1.7	(1.3)	-9.0	(1.6)	-3.0	(1.6)	9.4	(1.9)	3.6	(1.6)	16.9	(1.7)	0.0	(1.8)	-2.4	(2.1)	1.1	(1.9)			Ungarn	16.9	(1.4)	0.4	(1.1)	5.7	(1.3)	1.2	(1.8)	-6.9	(1.7)	1.1	(1.7)	8.4	(1.5)	13.5	(1.2)	-2.3	(1.3)	-2.6	(1.4)	2.1	(1.5)			Island	24.1	(1.4)	8.4	(1.7)	4.3	(1.8)	-19.2	(1.9)	-2.8	(1.7)	17.8	(2.1)	8.1	(1.5)	21.5	(1.7)	6.4	(1.4)	3.7	(2.1)	-5.0	(1.4)			Irland	29.9	(1.9)	-4.7	(2.1)	7.9	(1.7)	-5.6	(1.8)	-4.8	(1.4)	8.7	(1.9)	12.6	(1.9)	17.4	(1.5)	5.3	(2.0)	5.5	(1.7)	-4.9	(1.7)			Israel	18.2	(2.3)	4.3	(1.6)	8.5	(1.6)	-11.0	(1.9)	-6.5	(1.7)	12.2	(2.1)	6.5	(1.9)	15.8	(1.9)	2.3	(1.5)	1.1	(2.0)	-4.4	(1.8)			Italien	16.5	(0.9)	3.8	(1.0)	4.2	(0.7)	-9.7	(0.8)	-3.1	(0.8)	7.6	(1.0)	7.8	(0.9)	14.7	(0.9)	0.3	(0.8)	1.7	(0.7)	-1.5	(0.9)			Japan	19.7	(1.5)	0.5	(1.2)	5.2	(1.8)	-6.4	(1.4)	-3.9	(1.5)	11.9	(1.8)	8.3	(1.4)	18.9	(1.7)	5.0	(1.3)	2.7	(1.6)	-1.8	(1.4)			Korea	22.4	(3.7)	0.9	(3.0)	5.9	(2.8)	1.7	(2.8)	1.6	(2.3)	9.9	(2.7)	11.2	(2.3)	21.4	(1.9)	4.4	(2.4)	1.3	(2.1)	-3.8	(2.3)			Luxemburg	c	c	c	c	c	c	c	c	c	c	c	c	c	c	c	c	c	c	c	c	c	c			Mexiko	11.6	(1.1)	-1.1	(0.8)	2.4	(1.0)	-7.7	(1.0)	-5.1	(1.0)	10.8	(1.2)	6.6	(0.8)	15.3	(0.9)	4.5	(0.9)	4.2	(1.0)	1.8	(1.0)			Niederlande	12.3	(1.5)	6.7	(1.0)	2.9	(1.4)	-11.0	(1.1)	-3.4	(1.2)	6.2	(1.4)	7.0	(1.1)	9.6	(1.0)	0.8	(1.3)	-0.8	(1.1)	-4.8	(1.1)			Neuseeland	33.1	(1.8)	-7.7	(2.5)	10.9	(2.1)	-13.1	(1.9)	-11.8	(2.1)	18.6	(2.3)	8.3	(1.8)	22.0	(1.4)	2.6	(1.8)	4.7	(2.0)	-0.3	(1.8)			Norwegen	27.2	(1.9)	5.8	(1.8)	-0.9	(1.8)	-16.8	(2.0)	1.5	(1.9)	12.8	(2.6)	12.4	(1.5)	23.3	(1.7)	7.4	(1.6)	0.9	(1.6)	-4.3	(1.8)			Polen	19.6	(1.4)	7.0	(1.8)	7.6	(1.4)	-6.9	(2.1)	-7.5	(2.1)	15.3	(1.7)	8.8	(1.6)	25.2	(1.5)	-1.1	(1.6)	1.0	(1.6)	4.7	(1.6)			Portugal	14.7	(1.6)	-0.8	(1.6)	3.2	(1.4)	-7.9	(1.5)	-5.2	(1.9)	17.9	(1.9)	9.9	(1.2)	18.5	(1.3)	-1.2	(1.3)	4.0	(1.4)	-1.9	(1.4)			Slowak. Rep.	17.9	(1.6)	4.2	(1.4)	9.3	(1.4)	-10.0	(1.1)	-6.9	(1.7)	11.4	(1.9)	7.3	(1.5)	18.1	(1.4)	1.4	(1.4)	1.5	(1.4)	-2.9	(1.6)			Slowenien	10.7	(1.3)	4.3	(1.3)	3.5	(0.9)	-10.8	(1.3)	-4.9	(1.2)	8.3	(1.4)	5.4	(1.1)	10.6	(1.0)	1.1	(1.1)	-0.4	(1.0)	2.5	(1.1)			Spanien	21.8	(0.9)	4.7	(0.9)	7.0	(1.0)	-2.1	(0.8)	-5.4	(1.1)	13.2	(1.0)	9.0	(0.8)	21.6	(0.9)	0.0	(0.8)	4.6	(0.9)	-2.3	(0.9)			Schweden	25.5	(1.9)	11.4	(1.6)	3.8	(1.9)	-2.1	(1.5)	-7.1	(2.1)	7.4	(2.2)	15.3	(1.5)	21.1	(1.7)	4.5	(1.6)	-0.8	(1.5)	-2.2	(2.0)			Schweiz	19.5	(1.1)	6.3	(1.2)	3.8	(1.2)	-8.7	(1.5)	-5.7	(1.6)	4.8	(1.4)	14.2	(1.2)	18.3	(1.4)	-1.4	(1.1)	1.2	(1.3)	-4.3	(1.3)			Türkei	12.0	(1.8)	-5.4	(1.9)	3.2	(1.5)	-6.3	(1.7)	0.3	(1.8)	10.4	(2.4)	7.8	(1.3)	10.8	(1.6)	1.4	(1.2)	-0.4	(1.5)	1.3	(1.6)			Ver. Königreich	29.6	(1.5)	-3.7	(1.5)	8.2	(1.5)	-11.4	(1.6)	-5.9	(1.5)	15.1	(1.8)	8.1	(1.5)	15.9	(1.3)	4.9	(1.4)	5.5	(1.3)	-1.3	(1.5)			Ver. Staaten	25.9	(2.0)	-2.3	(2.5)	6.3	(2.2)	-12.6	(2.2)	-9.8	(2.3)	17.2	(2.3)	8.3	(2.0)	13.8	(2.1)	1.0	(1.6)	7.9	(1.6)	0.0	(1.6)			OECD-Durchschnitt	21.3	(0.3)	2.1	(0.3)	5.4	(0.3)	-8.9	(0.3)	-4.8	(0.3)	10.7	(0.3)	9.5	(0.3)	17.3	(0.3)	2.6	(0.2)	1.7	(0.3)	-2.2	(0.3)			Partnerländer																								Albanien	27.6	(2.9)	-0.8	(2.6)	0.1	(1.6)	0.8	(2.4)	-5.9	(2.7)	18.8	(3.0)	19.0	(2.0)	11.5	(2.1)	5.4	(2.1)	5.2	(2.2)	-1.1	(2.0)			Argentinien	18.9	(2.6)	2.8	(1.3)	3.4	(1.4)	-3.9	(1.7)	-4.4	(1.7)	14.1	(1.8)	8.5	(2.0)	14.9	(1.9)	-3.2	(1.7)	0.0	(1.7)	-1.9	(1.8)			Aserbaidschan	14.2	(2.0)	0.9	(0.9)	0.0	(0.6)	-0.1	(1.6)	-1.2	(1.8)	8.0	(1.7)	7.7	(1.8)	1.4	(1.5)	-1.6	(1.5)	6.1	(1.6)	2.5	(1.0)			Brasilien	15.1	(1.3)	-0.8	(1.2)	3.1	(0.8)	-2.9	(1.4)	-5.8	(1.2)	11.3	(1.5)	8.9	(1.0)	14.1	(1.2)	3.7	(1.0)	4.1	(1.4)	-2.0	(1.2)			Bulgarien	10.8	(2.9)	3.2	(1.5)	9.0	(1.3)	-3.7	(2.0)	-8.4	(1.8)	11.0	(2.2)	10.5	(1.9)	18.4	(1.9)	1.0	(1.4)	5.0	(1.8)	1.8	(1.6)			Kolumbien	11.4	(2.1)	-0.5	(1.3)	6.3	(1.5)	-8.0	(1.5)	-2.3	(2.0)	8.7	(1.7)	12.5	(2.0)	15.6	(1.9)	-1.7	(1.5)	12.1	(1.8)	1.2	(1.8)			Kroatien	14.1	(1.4)	5.1	(1.5)	4.2	(1.1)	-3.2	(1.7)	-6.6	(2.1)	2.1	(2.0)	11.0	(1.3)	17.6	(1.3)	-4.7	(1.6)	4.5	(1.6)	2.8	(1.5)			Dubai (VAE)	22.4	(1.5)	-3.4	(1.0)	3.9	(1.0)	-8.8	(1.5)	-3.9	(1.4)	11.8	(1.4)	10.6	(1.2)	15.1	(1.2)	5.4	(1.2)	3.8	(1.3)	-2.7	(1.1)			Hongkong (China)	22.6	(2.0)	0.9	(1.4)	2.4	(1.4)	-8.0	(2.0)	-8.4	(1.4)	14.4	(1.7)	9.4	(1.0)	10.8	(1.0)	0.8	(1.4)	3.5	(1.5)	1.4	(1.5)			Indonesien	17.2	(2.1)	1.9	(0.8)	3.2	(1.5)	0.6	(1.6)	4.3	(1.6)	8.4	(1.0)	5.9	(1.0)	-3.2	(1.4)	1.2	(1.4)	-2.1	(1.1)			Jordanien	12.2	(2.0)	-0.4	(1.1)	4.3	(1.0)	0.6	(2.0)	2.4	(2.0)	11.4	(1.9)	7.1	(1.4)	12.6	(1.5)	6.4	(1.3)	4.7	(1.7)	0.4	(1.4)			Kasachstan	16.0	(2.4)	-5.0	(1.3)	3.0	(0.8)	-6.2	(2.2)	-5.8	(1.9)	10.3	(2.1)	15.7	(1.2)	18.4	(1.6)	2.3	(1.6)	10.0	(1.6)	3.3	(1.3)			Kirgisistan	24.7	(2.8)	1.7	(1.4)	-1.0	(0.8)	2.1	(1.8)	-4.4	(2.2)	11.0	(2.1)	12.9	(1.8)	10.3	(1.7)	1.3	(1.7)	13.3	(1.7)	1.1	(1.4)			Lettland	26.2	(2.3)	1.9	(2.5)	4.6	(2.0)	-11.3	(2.3)	-4.4	(2.1)	9.0	(2.2)	11.4	(1.6)	19.9	(1.7)	5.3	(1.7)	4.8	(2.0)	-2.9	(1.8)			Litauen	20.4	(1.4)	4.3	(1.4)	9.1	(1.2)	-13.7	(2.1)	-9.4	(1.6)	11.4	(2.0)	11.3	(1.6)	16.6	(1.6)	2.1	(1.1)	4.6	(1.6)	-1.5	(1.6)			Macau (China)	c	c	c	c	c	c	c	c	c	c	c	c	c	c	c	c	c	c	c	c	c	c			Montenegro	c	c	c	c	c	c	c	c	c	c	c	c	c	c	c	c	c	c	c	c	c	c			Panama	9.4	(3.1)	3.1	(1.6)	1.1	(1.3)	1.5	(2.0)	-4.6	(2.7)	10.1	(2.6)	5.9	(2.4)	10.4	(2.0)	3.6	(1.8)	6.9	(2.4)	-1.7	(1.7)			Peru	15.7	(2.1)	1.6	(1.4)	2.4	(1.2)	-9.3	(1.8)	-1.4	(1.9)	5.8	(1.9)	7.6	(1.7)	13.0	(1.8)	3.4	(1.6)	11.5	(2.0)	0.4	(1.6)			Katar	17.6	(1.4)	1.1	(0.8)	4.3	(0.8)	-4.1	(1.3)	-5.9	(1.3)	13.1	(1.3)	7.8	(1.1)	9.3	(1.2)	6.0	(0.8)	4.1	(1.0)	-3.7	(0.8)																																																																																																																													
Tschech. Rep.	20.5	(1.4)	1.5	(1.4)	5.7	(1.1)	-5.2	(1.2)	-2.6	(1.3)	9.6	(1.5)	9.2	(1.3)	19.8	(1.3)	0.4	(1.5)	-0.5	(1.3)	-5.1	(1.5)			Dänemark	26.9	(1.6)	4.9	(1.4)	4.7	(1.6)	-19.2	(1.6)	-4.8	(1.5)	8.3	(1.7)	15.9	(1.6)	18.4	(1.3)	7.8	(1.3)	-0.3	(1.5)	-2.3	(1.6)			Estland	29.2	(1.6)	4.1	(2.2)	7.9	(1.9)	-14.9	(1.9)	1.5	(1.8)	2.6	(2.1)	13.5	(1.3)	17.1	(1.8)	7.6	(1.5)	6.0	(2.3)	-9.5	(2.0)			Finnland	26.1	(1.4)	10.2	(1.6)	4.3	(1.7)	-14.0	(1.7)	-1.3	(1.5)	10.2	(2.0)	11.0	(1.4)	20.6	(1.7)	3.8	(1.5)	-1.8	(1.5)	-9.0	(1.7)			Frankreich	w	w	w	w	w	w	w	w	w	w	w	w	w	w	w	w	w	w	w	w	w	w			Deutschland	15.5	(1.1)	3.8	(1.2)	4.6	(1.4)	-5.0	(1.7)	-5.7	(1.4)	5.7	(1.7)	9.2	(1.5)	12.4	(1.6)	2.2	(1.3)	1.9	(1.3)	-0.3	(1.4)			Griechenland	29.5	(2.1)	2.0	(2.0)	1.7	(1.3)	-9.0	(1.6)	-3.0	(1.6)	9.4	(1.9)	3.6	(1.6)	16.9	(1.7)	0.0	(1.8)	-2.4	(2.1)	1.1	(1.9)			Ungarn	16.9	(1.4)	0.4	(1.1)	5.7	(1.3)	1.2	(1.8)	-6.9	(1.7)	1.1	(1.7)	8.4	(1.5)	13.5	(1.2)	-2.3	(1.3)	-2.6	(1.4)	2.1	(1.5)			Island	24.1	(1.4)	8.4	(1.7)	4.3	(1.8)	-19.2	(1.9)	-2.8	(1.7)	17.8	(2.1)	8.1	(1.5)	21.5	(1.7)	6.4	(1.4)	3.7	(2.1)	-5.0	(1.4)			Irland	29.9	(1.9)	-4.7	(2.1)	7.9	(1.7)	-5.6	(1.8)	-4.8	(1.4)	8.7	(1.9)	12.6	(1.9)	17.4	(1.5)	5.3	(2.0)	5.5	(1.7)	-4.9	(1.7)			Israel	18.2	(2.3)	4.3	(1.6)	8.5	(1.6)	-11.0	(1.9)	-6.5	(1.7)	12.2	(2.1)	6.5	(1.9)	15.8	(1.9)	2.3	(1.5)	1.1	(2.0)	-4.4	(1.8)			Italien	16.5	(0.9)	3.8	(1.0)	4.2	(0.7)	-9.7	(0.8)	-3.1	(0.8)	7.6	(1.0)	7.8	(0.9)	14.7	(0.9)	0.3	(0.8)	1.7	(0.7)	-1.5	(0.9)			Japan	19.7	(1.5)	0.5	(1.2)	5.2	(1.8)	-6.4	(1.4)	-3.9	(1.5)	11.9	(1.8)	8.3	(1.4)	18.9	(1.7)	5.0	(1.3)	2.7	(1.6)	-1.8	(1.4)			Korea	22.4	(3.7)	0.9	(3.0)	5.9	(2.8)	1.7	(2.8)	1.6	(2.3)	9.9	(2.7)	11.2	(2.3)	21.4	(1.9)	4.4	(2.4)	1.3	(2.1)	-3.8	(2.3)			Luxemburg	c	c	c	c	c	c	c	c	c	c	c	c	c	c	c	c	c	c	c	c	c	c			Mexiko	11.6	(1.1)	-1.1	(0.8)	2.4	(1.0)	-7.7	(1.0)	-5.1	(1.0)	10.8	(1.2)	6.6	(0.8)	15.3	(0.9)	4.5	(0.9)	4.2	(1.0)	1.8	(1.0)			Niederlande	12.3	(1.5)	6.7	(1.0)	2.9	(1.4)	-11.0	(1.1)	-3.4	(1.2)	6.2	(1.4)	7.0	(1.1)	9.6	(1.0)	0.8	(1.3)	-0.8	(1.1)	-4.8	(1.1)			Neuseeland	33.1	(1.8)	-7.7	(2.5)	10.9	(2.1)	-13.1	(1.9)	-11.8	(2.1)	18.6	(2.3)	8.3	(1.8)	22.0	(1.4)	2.6	(1.8)	4.7	(2.0)	-0.3	(1.8)			Norwegen	27.2	(1.9)	5.8	(1.8)	-0.9	(1.8)	-16.8	(2.0)	1.5	(1.9)	12.8	(2.6)	12.4	(1.5)	23.3	(1.7)	7.4	(1.6)	0.9	(1.6)	-4.3	(1.8)			Polen	19.6	(1.4)	7.0	(1.8)	7.6	(1.4)	-6.9	(2.1)	-7.5	(2.1)	15.3	(1.7)	8.8	(1.6)	25.2	(1.5)	-1.1	(1.6)	1.0	(1.6)	4.7	(1.6)			Portugal	14.7	(1.6)	-0.8	(1.6)	3.2	(1.4)	-7.9	(1.5)	-5.2	(1.9)	17.9	(1.9)	9.9	(1.2)	18.5	(1.3)	-1.2	(1.3)	4.0	(1.4)	-1.9	(1.4)			Slowak. Rep.	17.9	(1.6)	4.2	(1.4)	9.3	(1.4)	-10.0	(1.1)	-6.9	(1.7)	11.4	(1.9)	7.3	(1.5)	18.1	(1.4)	1.4	(1.4)	1.5	(1.4)	-2.9	(1.6)			Slowenien	10.7	(1.3)	4.3	(1.3)	3.5	(0.9)	-10.8	(1.3)	-4.9	(1.2)	8.3	(1.4)	5.4	(1.1)	10.6	(1.0)	1.1	(1.1)	-0.4	(1.0)	2.5	(1.1)			Spanien	21.8	(0.9)	4.7	(0.9)	7.0	(1.0)	-2.1	(0.8)	-5.4	(1.1)	13.2	(1.0)	9.0	(0.8)	21.6	(0.9)	0.0	(0.8)	4.6	(0.9)	-2.3	(0.9)			Schweden	25.5	(1.9)	11.4	(1.6)	3.8	(1.9)	-2.1	(1.5)	-7.1	(2.1)	7.4	(2.2)	15.3	(1.5)	21.1	(1.7)	4.5	(1.6)	-0.8	(1.5)	-2.2	(2.0)			Schweiz	19.5	(1.1)	6.3	(1.2)	3.8	(1.2)	-8.7	(1.5)	-5.7	(1.6)	4.8	(1.4)	14.2	(1.2)	18.3	(1.4)	-1.4	(1.1)	1.2	(1.3)	-4.3	(1.3)			Türkei	12.0	(1.8)	-5.4	(1.9)	3.2	(1.5)	-6.3	(1.7)	0.3	(1.8)	10.4	(2.4)	7.8	(1.3)	10.8	(1.6)	1.4	(1.2)	-0.4	(1.5)	1.3	(1.6)			Ver. Königreich	29.6	(1.5)	-3.7	(1.5)	8.2	(1.5)	-11.4	(1.6)	-5.9	(1.5)	15.1	(1.8)	8.1	(1.5)	15.9	(1.3)	4.9	(1.4)	5.5	(1.3)	-1.3	(1.5)			Ver. Staaten	25.9	(2.0)	-2.3	(2.5)	6.3	(2.2)	-12.6	(2.2)	-9.8	(2.3)	17.2	(2.3)	8.3	(2.0)	13.8	(2.1)	1.0	(1.6)	7.9	(1.6)	0.0	(1.6)			OECD-Durchschnitt	21.3	(0.3)	2.1	(0.3)	5.4	(0.3)	-8.9	(0.3)	-4.8	(0.3)	10.7	(0.3)	9.5	(0.3)	17.3	(0.3)	2.6	(0.2)	1.7	(0.3)	-2.2	(0.3)			Partnerländer																								Albanien	27.6	(2.9)	-0.8	(2.6)	0.1	(1.6)	0.8	(2.4)	-5.9	(2.7)	18.8	(3.0)	19.0	(2.0)	11.5	(2.1)	5.4	(2.1)	5.2	(2.2)	-1.1	(2.0)			Argentinien	18.9	(2.6)	2.8	(1.3)	3.4	(1.4)	-3.9	(1.7)	-4.4	(1.7)	14.1	(1.8)	8.5	(2.0)	14.9	(1.9)	-3.2	(1.7)	0.0	(1.7)	-1.9	(1.8)			Aserbaidschan	14.2	(2.0)	0.9	(0.9)	0.0	(0.6)	-0.1	(1.6)	-1.2	(1.8)	8.0	(1.7)	7.7	(1.8)	1.4	(1.5)	-1.6	(1.5)	6.1	(1.6)	2.5	(1.0)			Brasilien	15.1	(1.3)	-0.8	(1.2)	3.1	(0.8)	-2.9	(1.4)	-5.8	(1.2)	11.3	(1.5)	8.9	(1.0)	14.1	(1.2)	3.7	(1.0)	4.1	(1.4)	-2.0	(1.2)			Bulgarien	10.8	(2.9)	3.2	(1.5)	9.0	(1.3)	-3.7	(2.0)	-8.4	(1.8)	11.0	(2.2)	10.5	(1.9)	18.4	(1.9)	1.0	(1.4)	5.0	(1.8)	1.8	(1.6)			Kolumbien	11.4	(2.1)	-0.5	(1.3)	6.3	(1.5)	-8.0	(1.5)	-2.3	(2.0)	8.7	(1.7)	12.5	(2.0)	15.6	(1.9)	-1.7	(1.5)	12.1	(1.8)	1.2	(1.8)			Kroatien	14.1	(1.4)	5.1	(1.5)	4.2	(1.1)	-3.2	(1.7)	-6.6	(2.1)	2.1	(2.0)	11.0	(1.3)	17.6	(1.3)	-4.7	(1.6)	4.5	(1.6)	2.8	(1.5)			Dubai (VAE)	22.4	(1.5)	-3.4	(1.0)	3.9	(1.0)	-8.8	(1.5)	-3.9	(1.4)	11.8	(1.4)	10.6	(1.2)	15.1	(1.2)	5.4	(1.2)	3.8	(1.3)	-2.7	(1.1)			Hongkong (China)	22.6	(2.0)	0.9	(1.4)	2.4	(1.4)	-8.0	(2.0)	-8.4	(1.4)	14.4	(1.7)	9.4	(1.0)	10.8	(1.0)	0.8	(1.4)	3.5	(1.5)	1.4	(1.5)			Indonesien	17.2	(2.1)	1.9	(0.8)	3.2	(1.5)	0.6	(1.6)	4.3	(1.6)	8.4	(1.0)	5.9	(1.0)	-3.2	(1.4)	1.2	(1.4)	-2.1	(1.1)			Jordanien	12.2	(2.0)	-0.4	(1.1)	4.3	(1.0)	0.6	(2.0)	2.4	(2.0)	11.4	(1.9)	7.1	(1.4)	12.6	(1.5)	6.4	(1.3)	4.7	(1.7)	0.4	(1.4)			Kasachstan	16.0	(2.4)	-5.0	(1.3)	3.0	(0.8)	-6.2	(2.2)	-5.8	(1.9)	10.3	(2.1)	15.7	(1.2)	18.4	(1.6)	2.3	(1.6)	10.0	(1.6)	3.3	(1.3)			Kirgisistan	24.7	(2.8)	1.7	(1.4)	-1.0	(0.8)	2.1	(1.8)	-4.4	(2.2)	11.0	(2.1)	12.9	(1.8)	10.3	(1.7)	1.3	(1.7)	13.3	(1.7)	1.1	(1.4)			Lettland	26.2	(2.3)	1.9	(2.5)	4.6	(2.0)	-11.3	(2.3)	-4.4	(2.1)	9.0	(2.2)	11.4	(1.6)	19.9	(1.7)	5.3	(1.7)	4.8	(2.0)	-2.9	(1.8)			Litauen	20.4	(1.4)	4.3	(1.4)	9.1	(1.2)	-13.7	(2.1)	-9.4	(1.6)	11.4	(2.0)	11.3	(1.6)	16.6	(1.6)	2.1	(1.1)	4.6	(1.6)	-1.5	(1.6)			Macau (China)	c	c	c	c	c	c	c	c	c	c	c	c	c	c	c	c	c	c	c	c	c	c			Montenegro	c	c	c	c	c	c	c	c	c	c	c	c	c	c	c	c	c	c	c	c	c	c			Panama	9.4	(3.1)	3.1	(1.6)	1.1	(1.3)	1.5	(2.0)	-4.6	(2.7)	10.1	(2.6)	5.9	(2.4)	10.4	(2.0)	3.6	(1.8)	6.9	(2.4)	-1.7	(1.7)			Peru	15.7	(2.1)	1.6	(1.4)	2.4	(1.2)	-9.3	(1.8)	-1.4	(1.9)	5.8	(1.9)	7.6	(1.7)	13.0	(1.8)	3.4	(1.6)	11.5	(2.0)	0.4	(1.6)			Katar	17.6	(1.4)	1.1	(0.8)	4.3	(0.8)	-4.1	(1.3)	-5.9	(1.3)	13.1	(1.3)	7.8	(1.1)	9.3	(1.2)	6.0	(0.8)	4.1	(1.0)	-3.7	(0.8)																																																																																																																																																						
Dänemark	26.9	(1.6)	4.9	(1.4)	4.7	(1.6)	-19.2	(1.6)	-4.8	(1.5)	8.3	(1.7)	15.9	(1.6)	18.4	(1.3)	7.8	(1.3)	-0.3	(1.5)	-2.3	(1.6)			Estland	29.2	(1.6)	4.1	(2.2)	7.9	(1.9)	-14.9	(1.9)	1.5	(1.8)	2.6	(2.1)	13.5	(1.3)	17.1	(1.8)	7.6	(1.5)	6.0	(2.3)	-9.5	(2.0)			Finnland	26.1	(1.4)	10.2	(1.6)	4.3	(1.7)	-14.0	(1.7)	-1.3	(1.5)	10.2	(2.0)	11.0	(1.4)	20.6	(1.7)	3.8	(1.5)	-1.8	(1.5)	-9.0	(1.7)			Frankreich	w	w	w	w	w	w	w	w	w	w	w	w	w	w	w	w	w	w	w	w	w	w			Deutschland	15.5	(1.1)	3.8	(1.2)	4.6	(1.4)	-5.0	(1.7)	-5.7	(1.4)	5.7	(1.7)	9.2	(1.5)	12.4	(1.6)	2.2	(1.3)	1.9	(1.3)	-0.3	(1.4)			Griechenland	29.5	(2.1)	2.0	(2.0)	1.7	(1.3)	-9.0	(1.6)	-3.0	(1.6)	9.4	(1.9)	3.6	(1.6)	16.9	(1.7)	0.0	(1.8)	-2.4	(2.1)	1.1	(1.9)			Ungarn	16.9	(1.4)	0.4	(1.1)	5.7	(1.3)	1.2	(1.8)	-6.9	(1.7)	1.1	(1.7)	8.4	(1.5)	13.5	(1.2)	-2.3	(1.3)	-2.6	(1.4)	2.1	(1.5)			Island	24.1	(1.4)	8.4	(1.7)	4.3	(1.8)	-19.2	(1.9)	-2.8	(1.7)	17.8	(2.1)	8.1	(1.5)	21.5	(1.7)	6.4	(1.4)	3.7	(2.1)	-5.0	(1.4)			Irland	29.9	(1.9)	-4.7	(2.1)	7.9	(1.7)	-5.6	(1.8)	-4.8	(1.4)	8.7	(1.9)	12.6	(1.9)	17.4	(1.5)	5.3	(2.0)	5.5	(1.7)	-4.9	(1.7)			Israel	18.2	(2.3)	4.3	(1.6)	8.5	(1.6)	-11.0	(1.9)	-6.5	(1.7)	12.2	(2.1)	6.5	(1.9)	15.8	(1.9)	2.3	(1.5)	1.1	(2.0)	-4.4	(1.8)			Italien	16.5	(0.9)	3.8	(1.0)	4.2	(0.7)	-9.7	(0.8)	-3.1	(0.8)	7.6	(1.0)	7.8	(0.9)	14.7	(0.9)	0.3	(0.8)	1.7	(0.7)	-1.5	(0.9)			Japan	19.7	(1.5)	0.5	(1.2)	5.2	(1.8)	-6.4	(1.4)	-3.9	(1.5)	11.9	(1.8)	8.3	(1.4)	18.9	(1.7)	5.0	(1.3)	2.7	(1.6)	-1.8	(1.4)			Korea	22.4	(3.7)	0.9	(3.0)	5.9	(2.8)	1.7	(2.8)	1.6	(2.3)	9.9	(2.7)	11.2	(2.3)	21.4	(1.9)	4.4	(2.4)	1.3	(2.1)	-3.8	(2.3)			Luxemburg	c	c	c	c	c	c	c	c	c	c	c	c	c	c	c	c	c	c	c	c	c	c			Mexiko	11.6	(1.1)	-1.1	(0.8)	2.4	(1.0)	-7.7	(1.0)	-5.1	(1.0)	10.8	(1.2)	6.6	(0.8)	15.3	(0.9)	4.5	(0.9)	4.2	(1.0)	1.8	(1.0)			Niederlande	12.3	(1.5)	6.7	(1.0)	2.9	(1.4)	-11.0	(1.1)	-3.4	(1.2)	6.2	(1.4)	7.0	(1.1)	9.6	(1.0)	0.8	(1.3)	-0.8	(1.1)	-4.8	(1.1)			Neuseeland	33.1	(1.8)	-7.7	(2.5)	10.9	(2.1)	-13.1	(1.9)	-11.8	(2.1)	18.6	(2.3)	8.3	(1.8)	22.0	(1.4)	2.6	(1.8)	4.7	(2.0)	-0.3	(1.8)			Norwegen	27.2	(1.9)	5.8	(1.8)	-0.9	(1.8)	-16.8	(2.0)	1.5	(1.9)	12.8	(2.6)	12.4	(1.5)	23.3	(1.7)	7.4	(1.6)	0.9	(1.6)	-4.3	(1.8)			Polen	19.6	(1.4)	7.0	(1.8)	7.6	(1.4)	-6.9	(2.1)	-7.5	(2.1)	15.3	(1.7)	8.8	(1.6)	25.2	(1.5)	-1.1	(1.6)	1.0	(1.6)	4.7	(1.6)			Portugal	14.7	(1.6)	-0.8	(1.6)	3.2	(1.4)	-7.9	(1.5)	-5.2	(1.9)	17.9	(1.9)	9.9	(1.2)	18.5	(1.3)	-1.2	(1.3)	4.0	(1.4)	-1.9	(1.4)			Slowak. Rep.	17.9	(1.6)	4.2	(1.4)	9.3	(1.4)	-10.0	(1.1)	-6.9	(1.7)	11.4	(1.9)	7.3	(1.5)	18.1	(1.4)	1.4	(1.4)	1.5	(1.4)	-2.9	(1.6)			Slowenien	10.7	(1.3)	4.3	(1.3)	3.5	(0.9)	-10.8	(1.3)	-4.9	(1.2)	8.3	(1.4)	5.4	(1.1)	10.6	(1.0)	1.1	(1.1)	-0.4	(1.0)	2.5	(1.1)			Spanien	21.8	(0.9)	4.7	(0.9)	7.0	(1.0)	-2.1	(0.8)	-5.4	(1.1)	13.2	(1.0)	9.0	(0.8)	21.6	(0.9)	0.0	(0.8)	4.6	(0.9)	-2.3	(0.9)			Schweden	25.5	(1.9)	11.4	(1.6)	3.8	(1.9)	-2.1	(1.5)	-7.1	(2.1)	7.4	(2.2)	15.3	(1.5)	21.1	(1.7)	4.5	(1.6)	-0.8	(1.5)	-2.2	(2.0)			Schweiz	19.5	(1.1)	6.3	(1.2)	3.8	(1.2)	-8.7	(1.5)	-5.7	(1.6)	4.8	(1.4)	14.2	(1.2)	18.3	(1.4)	-1.4	(1.1)	1.2	(1.3)	-4.3	(1.3)			Türkei	12.0	(1.8)	-5.4	(1.9)	3.2	(1.5)	-6.3	(1.7)	0.3	(1.8)	10.4	(2.4)	7.8	(1.3)	10.8	(1.6)	1.4	(1.2)	-0.4	(1.5)	1.3	(1.6)			Ver. Königreich	29.6	(1.5)	-3.7	(1.5)	8.2	(1.5)	-11.4	(1.6)	-5.9	(1.5)	15.1	(1.8)	8.1	(1.5)	15.9	(1.3)	4.9	(1.4)	5.5	(1.3)	-1.3	(1.5)			Ver. Staaten	25.9	(2.0)	-2.3	(2.5)	6.3	(2.2)	-12.6	(2.2)	-9.8	(2.3)	17.2	(2.3)	8.3	(2.0)	13.8	(2.1)	1.0	(1.6)	7.9	(1.6)	0.0	(1.6)			OECD-Durchschnitt	21.3	(0.3)	2.1	(0.3)	5.4	(0.3)	-8.9	(0.3)	-4.8	(0.3)	10.7	(0.3)	9.5	(0.3)	17.3	(0.3)	2.6	(0.2)	1.7	(0.3)	-2.2	(0.3)			Partnerländer																								Albanien	27.6	(2.9)	-0.8	(2.6)	0.1	(1.6)	0.8	(2.4)	-5.9	(2.7)	18.8	(3.0)	19.0	(2.0)	11.5	(2.1)	5.4	(2.1)	5.2	(2.2)	-1.1	(2.0)			Argentinien	18.9	(2.6)	2.8	(1.3)	3.4	(1.4)	-3.9	(1.7)	-4.4	(1.7)	14.1	(1.8)	8.5	(2.0)	14.9	(1.9)	-3.2	(1.7)	0.0	(1.7)	-1.9	(1.8)			Aserbaidschan	14.2	(2.0)	0.9	(0.9)	0.0	(0.6)	-0.1	(1.6)	-1.2	(1.8)	8.0	(1.7)	7.7	(1.8)	1.4	(1.5)	-1.6	(1.5)	6.1	(1.6)	2.5	(1.0)			Brasilien	15.1	(1.3)	-0.8	(1.2)	3.1	(0.8)	-2.9	(1.4)	-5.8	(1.2)	11.3	(1.5)	8.9	(1.0)	14.1	(1.2)	3.7	(1.0)	4.1	(1.4)	-2.0	(1.2)			Bulgarien	10.8	(2.9)	3.2	(1.5)	9.0	(1.3)	-3.7	(2.0)	-8.4	(1.8)	11.0	(2.2)	10.5	(1.9)	18.4	(1.9)	1.0	(1.4)	5.0	(1.8)	1.8	(1.6)			Kolumbien	11.4	(2.1)	-0.5	(1.3)	6.3	(1.5)	-8.0	(1.5)	-2.3	(2.0)	8.7	(1.7)	12.5	(2.0)	15.6	(1.9)	-1.7	(1.5)	12.1	(1.8)	1.2	(1.8)			Kroatien	14.1	(1.4)	5.1	(1.5)	4.2	(1.1)	-3.2	(1.7)	-6.6	(2.1)	2.1	(2.0)	11.0	(1.3)	17.6	(1.3)	-4.7	(1.6)	4.5	(1.6)	2.8	(1.5)			Dubai (VAE)	22.4	(1.5)	-3.4	(1.0)	3.9	(1.0)	-8.8	(1.5)	-3.9	(1.4)	11.8	(1.4)	10.6	(1.2)	15.1	(1.2)	5.4	(1.2)	3.8	(1.3)	-2.7	(1.1)			Hongkong (China)	22.6	(2.0)	0.9	(1.4)	2.4	(1.4)	-8.0	(2.0)	-8.4	(1.4)	14.4	(1.7)	9.4	(1.0)	10.8	(1.0)	0.8	(1.4)	3.5	(1.5)	1.4	(1.5)			Indonesien	17.2	(2.1)	1.9	(0.8)	3.2	(1.5)	0.6	(1.6)	4.3	(1.6)	8.4	(1.0)	5.9	(1.0)	-3.2	(1.4)	1.2	(1.4)	-2.1	(1.1)			Jordanien	12.2	(2.0)	-0.4	(1.1)	4.3	(1.0)	0.6	(2.0)	2.4	(2.0)	11.4	(1.9)	7.1	(1.4)	12.6	(1.5)	6.4	(1.3)	4.7	(1.7)	0.4	(1.4)			Kasachstan	16.0	(2.4)	-5.0	(1.3)	3.0	(0.8)	-6.2	(2.2)	-5.8	(1.9)	10.3	(2.1)	15.7	(1.2)	18.4	(1.6)	2.3	(1.6)	10.0	(1.6)	3.3	(1.3)			Kirgisistan	24.7	(2.8)	1.7	(1.4)	-1.0	(0.8)	2.1	(1.8)	-4.4	(2.2)	11.0	(2.1)	12.9	(1.8)	10.3	(1.7)	1.3	(1.7)	13.3	(1.7)	1.1	(1.4)			Lettland	26.2	(2.3)	1.9	(2.5)	4.6	(2.0)	-11.3	(2.3)	-4.4	(2.1)	9.0	(2.2)	11.4	(1.6)	19.9	(1.7)	5.3	(1.7)	4.8	(2.0)	-2.9	(1.8)			Litauen	20.4	(1.4)	4.3	(1.4)	9.1	(1.2)	-13.7	(2.1)	-9.4	(1.6)	11.4	(2.0)	11.3	(1.6)	16.6	(1.6)	2.1	(1.1)	4.6	(1.6)	-1.5	(1.6)			Macau (China)	c	c	c	c	c	c	c	c	c	c	c	c	c	c	c	c	c	c	c	c	c	c			Montenegro	c	c	c	c	c	c	c	c	c	c	c	c	c	c	c	c	c	c	c	c	c	c			Panama	9.4	(3.1)	3.1	(1.6)	1.1	(1.3)	1.5	(2.0)	-4.6	(2.7)	10.1	(2.6)	5.9	(2.4)	10.4	(2.0)	3.6	(1.8)	6.9	(2.4)	-1.7	(1.7)			Peru	15.7	(2.1)	1.6	(1.4)	2.4	(1.2)	-9.3	(1.8)	-1.4	(1.9)	5.8	(1.9)	7.6	(1.7)	13.0	(1.8)	3.4	(1.6)	11.5	(2.0)	0.4	(1.6)			Katar	17.6	(1.4)	1.1	(0.8)	4.3	(0.8)	-4.1	(1.3)	-5.9	(1.3)	13.1	(1.3)	7.8	(1.1)	9.3	(1.2)	6.0	(0.8)	4.1	(1.0)	-3.7	(0.8)																																																																																																																																																																															
Estland	29.2	(1.6)	4.1	(2.2)	7.9	(1.9)	-14.9	(1.9)	1.5	(1.8)	2.6	(2.1)	13.5	(1.3)	17.1	(1.8)	7.6	(1.5)	6.0	(2.3)	-9.5	(2.0)			Finnland	26.1	(1.4)	10.2	(1.6)	4.3	(1.7)	-14.0	(1.7)	-1.3	(1.5)	10.2	(2.0)	11.0	(1.4)	20.6	(1.7)	3.8	(1.5)	-1.8	(1.5)	-9.0	(1.7)			Frankreich	w	w	w	w	w	w	w	w	w	w	w	w	w	w	w	w	w	w	w	w	w	w			Deutschland	15.5	(1.1)	3.8	(1.2)	4.6	(1.4)	-5.0	(1.7)	-5.7	(1.4)	5.7	(1.7)	9.2	(1.5)	12.4	(1.6)	2.2	(1.3)	1.9	(1.3)	-0.3	(1.4)			Griechenland	29.5	(2.1)	2.0	(2.0)	1.7	(1.3)	-9.0	(1.6)	-3.0	(1.6)	9.4	(1.9)	3.6	(1.6)	16.9	(1.7)	0.0	(1.8)	-2.4	(2.1)	1.1	(1.9)			Ungarn	16.9	(1.4)	0.4	(1.1)	5.7	(1.3)	1.2	(1.8)	-6.9	(1.7)	1.1	(1.7)	8.4	(1.5)	13.5	(1.2)	-2.3	(1.3)	-2.6	(1.4)	2.1	(1.5)			Island	24.1	(1.4)	8.4	(1.7)	4.3	(1.8)	-19.2	(1.9)	-2.8	(1.7)	17.8	(2.1)	8.1	(1.5)	21.5	(1.7)	6.4	(1.4)	3.7	(2.1)	-5.0	(1.4)			Irland	29.9	(1.9)	-4.7	(2.1)	7.9	(1.7)	-5.6	(1.8)	-4.8	(1.4)	8.7	(1.9)	12.6	(1.9)	17.4	(1.5)	5.3	(2.0)	5.5	(1.7)	-4.9	(1.7)			Israel	18.2	(2.3)	4.3	(1.6)	8.5	(1.6)	-11.0	(1.9)	-6.5	(1.7)	12.2	(2.1)	6.5	(1.9)	15.8	(1.9)	2.3	(1.5)	1.1	(2.0)	-4.4	(1.8)			Italien	16.5	(0.9)	3.8	(1.0)	4.2	(0.7)	-9.7	(0.8)	-3.1	(0.8)	7.6	(1.0)	7.8	(0.9)	14.7	(0.9)	0.3	(0.8)	1.7	(0.7)	-1.5	(0.9)			Japan	19.7	(1.5)	0.5	(1.2)	5.2	(1.8)	-6.4	(1.4)	-3.9	(1.5)	11.9	(1.8)	8.3	(1.4)	18.9	(1.7)	5.0	(1.3)	2.7	(1.6)	-1.8	(1.4)			Korea	22.4	(3.7)	0.9	(3.0)	5.9	(2.8)	1.7	(2.8)	1.6	(2.3)	9.9	(2.7)	11.2	(2.3)	21.4	(1.9)	4.4	(2.4)	1.3	(2.1)	-3.8	(2.3)			Luxemburg	c	c	c	c	c	c	c	c	c	c	c	c	c	c	c	c	c	c	c	c	c	c			Mexiko	11.6	(1.1)	-1.1	(0.8)	2.4	(1.0)	-7.7	(1.0)	-5.1	(1.0)	10.8	(1.2)	6.6	(0.8)	15.3	(0.9)	4.5	(0.9)	4.2	(1.0)	1.8	(1.0)			Niederlande	12.3	(1.5)	6.7	(1.0)	2.9	(1.4)	-11.0	(1.1)	-3.4	(1.2)	6.2	(1.4)	7.0	(1.1)	9.6	(1.0)	0.8	(1.3)	-0.8	(1.1)	-4.8	(1.1)			Neuseeland	33.1	(1.8)	-7.7	(2.5)	10.9	(2.1)	-13.1	(1.9)	-11.8	(2.1)	18.6	(2.3)	8.3	(1.8)	22.0	(1.4)	2.6	(1.8)	4.7	(2.0)	-0.3	(1.8)			Norwegen	27.2	(1.9)	5.8	(1.8)	-0.9	(1.8)	-16.8	(2.0)	1.5	(1.9)	12.8	(2.6)	12.4	(1.5)	23.3	(1.7)	7.4	(1.6)	0.9	(1.6)	-4.3	(1.8)			Polen	19.6	(1.4)	7.0	(1.8)	7.6	(1.4)	-6.9	(2.1)	-7.5	(2.1)	15.3	(1.7)	8.8	(1.6)	25.2	(1.5)	-1.1	(1.6)	1.0	(1.6)	4.7	(1.6)			Portugal	14.7	(1.6)	-0.8	(1.6)	3.2	(1.4)	-7.9	(1.5)	-5.2	(1.9)	17.9	(1.9)	9.9	(1.2)	18.5	(1.3)	-1.2	(1.3)	4.0	(1.4)	-1.9	(1.4)			Slowak. Rep.	17.9	(1.6)	4.2	(1.4)	9.3	(1.4)	-10.0	(1.1)	-6.9	(1.7)	11.4	(1.9)	7.3	(1.5)	18.1	(1.4)	1.4	(1.4)	1.5	(1.4)	-2.9	(1.6)			Slowenien	10.7	(1.3)	4.3	(1.3)	3.5	(0.9)	-10.8	(1.3)	-4.9	(1.2)	8.3	(1.4)	5.4	(1.1)	10.6	(1.0)	1.1	(1.1)	-0.4	(1.0)	2.5	(1.1)			Spanien	21.8	(0.9)	4.7	(0.9)	7.0	(1.0)	-2.1	(0.8)	-5.4	(1.1)	13.2	(1.0)	9.0	(0.8)	21.6	(0.9)	0.0	(0.8)	4.6	(0.9)	-2.3	(0.9)			Schweden	25.5	(1.9)	11.4	(1.6)	3.8	(1.9)	-2.1	(1.5)	-7.1	(2.1)	7.4	(2.2)	15.3	(1.5)	21.1	(1.7)	4.5	(1.6)	-0.8	(1.5)	-2.2	(2.0)			Schweiz	19.5	(1.1)	6.3	(1.2)	3.8	(1.2)	-8.7	(1.5)	-5.7	(1.6)	4.8	(1.4)	14.2	(1.2)	18.3	(1.4)	-1.4	(1.1)	1.2	(1.3)	-4.3	(1.3)			Türkei	12.0	(1.8)	-5.4	(1.9)	3.2	(1.5)	-6.3	(1.7)	0.3	(1.8)	10.4	(2.4)	7.8	(1.3)	10.8	(1.6)	1.4	(1.2)	-0.4	(1.5)	1.3	(1.6)			Ver. Königreich	29.6	(1.5)	-3.7	(1.5)	8.2	(1.5)	-11.4	(1.6)	-5.9	(1.5)	15.1	(1.8)	8.1	(1.5)	15.9	(1.3)	4.9	(1.4)	5.5	(1.3)	-1.3	(1.5)			Ver. Staaten	25.9	(2.0)	-2.3	(2.5)	6.3	(2.2)	-12.6	(2.2)	-9.8	(2.3)	17.2	(2.3)	8.3	(2.0)	13.8	(2.1)	1.0	(1.6)	7.9	(1.6)	0.0	(1.6)			OECD-Durchschnitt	21.3	(0.3)	2.1	(0.3)	5.4	(0.3)	-8.9	(0.3)	-4.8	(0.3)	10.7	(0.3)	9.5	(0.3)	17.3	(0.3)	2.6	(0.2)	1.7	(0.3)	-2.2	(0.3)			Partnerländer																								Albanien	27.6	(2.9)	-0.8	(2.6)	0.1	(1.6)	0.8	(2.4)	-5.9	(2.7)	18.8	(3.0)	19.0	(2.0)	11.5	(2.1)	5.4	(2.1)	5.2	(2.2)	-1.1	(2.0)			Argentinien	18.9	(2.6)	2.8	(1.3)	3.4	(1.4)	-3.9	(1.7)	-4.4	(1.7)	14.1	(1.8)	8.5	(2.0)	14.9	(1.9)	-3.2	(1.7)	0.0	(1.7)	-1.9	(1.8)			Aserbaidschan	14.2	(2.0)	0.9	(0.9)	0.0	(0.6)	-0.1	(1.6)	-1.2	(1.8)	8.0	(1.7)	7.7	(1.8)	1.4	(1.5)	-1.6	(1.5)	6.1	(1.6)	2.5	(1.0)			Brasilien	15.1	(1.3)	-0.8	(1.2)	3.1	(0.8)	-2.9	(1.4)	-5.8	(1.2)	11.3	(1.5)	8.9	(1.0)	14.1	(1.2)	3.7	(1.0)	4.1	(1.4)	-2.0	(1.2)			Bulgarien	10.8	(2.9)	3.2	(1.5)	9.0	(1.3)	-3.7	(2.0)	-8.4	(1.8)	11.0	(2.2)	10.5	(1.9)	18.4	(1.9)	1.0	(1.4)	5.0	(1.8)	1.8	(1.6)			Kolumbien	11.4	(2.1)	-0.5	(1.3)	6.3	(1.5)	-8.0	(1.5)	-2.3	(2.0)	8.7	(1.7)	12.5	(2.0)	15.6	(1.9)	-1.7	(1.5)	12.1	(1.8)	1.2	(1.8)			Kroatien	14.1	(1.4)	5.1	(1.5)	4.2	(1.1)	-3.2	(1.7)	-6.6	(2.1)	2.1	(2.0)	11.0	(1.3)	17.6	(1.3)	-4.7	(1.6)	4.5	(1.6)	2.8	(1.5)			Dubai (VAE)	22.4	(1.5)	-3.4	(1.0)	3.9	(1.0)	-8.8	(1.5)	-3.9	(1.4)	11.8	(1.4)	10.6	(1.2)	15.1	(1.2)	5.4	(1.2)	3.8	(1.3)	-2.7	(1.1)			Hongkong (China)	22.6	(2.0)	0.9	(1.4)	2.4	(1.4)	-8.0	(2.0)	-8.4	(1.4)	14.4	(1.7)	9.4	(1.0)	10.8	(1.0)	0.8	(1.4)	3.5	(1.5)	1.4	(1.5)			Indonesien	17.2	(2.1)	1.9	(0.8)	3.2	(1.5)	0.6	(1.6)	4.3	(1.6)	8.4	(1.0)	5.9	(1.0)	-3.2	(1.4)	1.2	(1.4)	-2.1	(1.1)			Jordanien	12.2	(2.0)	-0.4	(1.1)	4.3	(1.0)	0.6	(2.0)	2.4	(2.0)	11.4	(1.9)	7.1	(1.4)	12.6	(1.5)	6.4	(1.3)	4.7	(1.7)	0.4	(1.4)			Kasachstan	16.0	(2.4)	-5.0	(1.3)	3.0	(0.8)	-6.2	(2.2)	-5.8	(1.9)	10.3	(2.1)	15.7	(1.2)	18.4	(1.6)	2.3	(1.6)	10.0	(1.6)	3.3	(1.3)			Kirgisistan	24.7	(2.8)	1.7	(1.4)	-1.0	(0.8)	2.1	(1.8)	-4.4	(2.2)	11.0	(2.1)	12.9	(1.8)	10.3	(1.7)	1.3	(1.7)	13.3	(1.7)	1.1	(1.4)			Lettland	26.2	(2.3)	1.9	(2.5)	4.6	(2.0)	-11.3	(2.3)	-4.4	(2.1)	9.0	(2.2)	11.4	(1.6)	19.9	(1.7)	5.3	(1.7)	4.8	(2.0)	-2.9	(1.8)			Litauen	20.4	(1.4)	4.3	(1.4)	9.1	(1.2)	-13.7	(2.1)	-9.4	(1.6)	11.4	(2.0)	11.3	(1.6)	16.6	(1.6)	2.1	(1.1)	4.6	(1.6)	-1.5	(1.6)			Macau (China)	c	c	c	c	c	c	c	c	c	c	c	c	c	c	c	c	c	c	c	c	c	c			Montenegro	c	c	c	c	c	c	c	c	c	c	c	c	c	c	c	c	c	c	c	c	c	c			Panama	9.4	(3.1)	3.1	(1.6)	1.1	(1.3)	1.5	(2.0)	-4.6	(2.7)	10.1	(2.6)	5.9	(2.4)	10.4	(2.0)	3.6	(1.8)	6.9	(2.4)	-1.7	(1.7)			Peru	15.7	(2.1)	1.6	(1.4)	2.4	(1.2)	-9.3	(1.8)	-1.4	(1.9)	5.8	(1.9)	7.6	(1.7)	13.0	(1.8)	3.4	(1.6)	11.5	(2.0)	0.4	(1.6)			Katar	17.6	(1.4)	1.1	(0.8)	4.3	(0.8)	-4.1	(1.3)	-5.9	(1.3)	13.1	(1.3)	7.8	(1.1)	9.3	(1.2)	6.0	(0.8)	4.1	(1.0)	-3.7	(0.8)																																																																																																																																																																																																								
Finnland	26.1	(1.4)	10.2	(1.6)	4.3	(1.7)	-14.0	(1.7)	-1.3	(1.5)	10.2	(2.0)	11.0	(1.4)	20.6	(1.7)	3.8	(1.5)	-1.8	(1.5)	-9.0	(1.7)			Frankreich	w	w	w	w	w	w	w	w	w	w	w	w	w	w	w	w	w	w	w	w	w	w			Deutschland	15.5	(1.1)	3.8	(1.2)	4.6	(1.4)	-5.0	(1.7)	-5.7	(1.4)	5.7	(1.7)	9.2	(1.5)	12.4	(1.6)	2.2	(1.3)	1.9	(1.3)	-0.3	(1.4)			Griechenland	29.5	(2.1)	2.0	(2.0)	1.7	(1.3)	-9.0	(1.6)	-3.0	(1.6)	9.4	(1.9)	3.6	(1.6)	16.9	(1.7)	0.0	(1.8)	-2.4	(2.1)	1.1	(1.9)			Ungarn	16.9	(1.4)	0.4	(1.1)	5.7	(1.3)	1.2	(1.8)	-6.9	(1.7)	1.1	(1.7)	8.4	(1.5)	13.5	(1.2)	-2.3	(1.3)	-2.6	(1.4)	2.1	(1.5)			Island	24.1	(1.4)	8.4	(1.7)	4.3	(1.8)	-19.2	(1.9)	-2.8	(1.7)	17.8	(2.1)	8.1	(1.5)	21.5	(1.7)	6.4	(1.4)	3.7	(2.1)	-5.0	(1.4)			Irland	29.9	(1.9)	-4.7	(2.1)	7.9	(1.7)	-5.6	(1.8)	-4.8	(1.4)	8.7	(1.9)	12.6	(1.9)	17.4	(1.5)	5.3	(2.0)	5.5	(1.7)	-4.9	(1.7)			Israel	18.2	(2.3)	4.3	(1.6)	8.5	(1.6)	-11.0	(1.9)	-6.5	(1.7)	12.2	(2.1)	6.5	(1.9)	15.8	(1.9)	2.3	(1.5)	1.1	(2.0)	-4.4	(1.8)			Italien	16.5	(0.9)	3.8	(1.0)	4.2	(0.7)	-9.7	(0.8)	-3.1	(0.8)	7.6	(1.0)	7.8	(0.9)	14.7	(0.9)	0.3	(0.8)	1.7	(0.7)	-1.5	(0.9)			Japan	19.7	(1.5)	0.5	(1.2)	5.2	(1.8)	-6.4	(1.4)	-3.9	(1.5)	11.9	(1.8)	8.3	(1.4)	18.9	(1.7)	5.0	(1.3)	2.7	(1.6)	-1.8	(1.4)			Korea	22.4	(3.7)	0.9	(3.0)	5.9	(2.8)	1.7	(2.8)	1.6	(2.3)	9.9	(2.7)	11.2	(2.3)	21.4	(1.9)	4.4	(2.4)	1.3	(2.1)	-3.8	(2.3)			Luxemburg	c	c	c	c	c	c	c	c	c	c	c	c	c	c	c	c	c	c	c	c	c	c			Mexiko	11.6	(1.1)	-1.1	(0.8)	2.4	(1.0)	-7.7	(1.0)	-5.1	(1.0)	10.8	(1.2)	6.6	(0.8)	15.3	(0.9)	4.5	(0.9)	4.2	(1.0)	1.8	(1.0)			Niederlande	12.3	(1.5)	6.7	(1.0)	2.9	(1.4)	-11.0	(1.1)	-3.4	(1.2)	6.2	(1.4)	7.0	(1.1)	9.6	(1.0)	0.8	(1.3)	-0.8	(1.1)	-4.8	(1.1)			Neuseeland	33.1	(1.8)	-7.7	(2.5)	10.9	(2.1)	-13.1	(1.9)	-11.8	(2.1)	18.6	(2.3)	8.3	(1.8)	22.0	(1.4)	2.6	(1.8)	4.7	(2.0)	-0.3	(1.8)			Norwegen	27.2	(1.9)	5.8	(1.8)	-0.9	(1.8)	-16.8	(2.0)	1.5	(1.9)	12.8	(2.6)	12.4	(1.5)	23.3	(1.7)	7.4	(1.6)	0.9	(1.6)	-4.3	(1.8)			Polen	19.6	(1.4)	7.0	(1.8)	7.6	(1.4)	-6.9	(2.1)	-7.5	(2.1)	15.3	(1.7)	8.8	(1.6)	25.2	(1.5)	-1.1	(1.6)	1.0	(1.6)	4.7	(1.6)			Portugal	14.7	(1.6)	-0.8	(1.6)	3.2	(1.4)	-7.9	(1.5)	-5.2	(1.9)	17.9	(1.9)	9.9	(1.2)	18.5	(1.3)	-1.2	(1.3)	4.0	(1.4)	-1.9	(1.4)			Slowak. Rep.	17.9	(1.6)	4.2	(1.4)	9.3	(1.4)	-10.0	(1.1)	-6.9	(1.7)	11.4	(1.9)	7.3	(1.5)	18.1	(1.4)	1.4	(1.4)	1.5	(1.4)	-2.9	(1.6)			Slowenien	10.7	(1.3)	4.3	(1.3)	3.5	(0.9)	-10.8	(1.3)	-4.9	(1.2)	8.3	(1.4)	5.4	(1.1)	10.6	(1.0)	1.1	(1.1)	-0.4	(1.0)	2.5	(1.1)			Spanien	21.8	(0.9)	4.7	(0.9)	7.0	(1.0)	-2.1	(0.8)	-5.4	(1.1)	13.2	(1.0)	9.0	(0.8)	21.6	(0.9)	0.0	(0.8)	4.6	(0.9)	-2.3	(0.9)			Schweden	25.5	(1.9)	11.4	(1.6)	3.8	(1.9)	-2.1	(1.5)	-7.1	(2.1)	7.4	(2.2)	15.3	(1.5)	21.1	(1.7)	4.5	(1.6)	-0.8	(1.5)	-2.2	(2.0)			Schweiz	19.5	(1.1)	6.3	(1.2)	3.8	(1.2)	-8.7	(1.5)	-5.7	(1.6)	4.8	(1.4)	14.2	(1.2)	18.3	(1.4)	-1.4	(1.1)	1.2	(1.3)	-4.3	(1.3)			Türkei	12.0	(1.8)	-5.4	(1.9)	3.2	(1.5)	-6.3	(1.7)	0.3	(1.8)	10.4	(2.4)	7.8	(1.3)	10.8	(1.6)	1.4	(1.2)	-0.4	(1.5)	1.3	(1.6)			Ver. Königreich	29.6	(1.5)	-3.7	(1.5)	8.2	(1.5)	-11.4	(1.6)	-5.9	(1.5)	15.1	(1.8)	8.1	(1.5)	15.9	(1.3)	4.9	(1.4)	5.5	(1.3)	-1.3	(1.5)			Ver. Staaten	25.9	(2.0)	-2.3	(2.5)	6.3	(2.2)	-12.6	(2.2)	-9.8	(2.3)	17.2	(2.3)	8.3	(2.0)	13.8	(2.1)	1.0	(1.6)	7.9	(1.6)	0.0	(1.6)			OECD-Durchschnitt	21.3	(0.3)	2.1	(0.3)	5.4	(0.3)	-8.9	(0.3)	-4.8	(0.3)	10.7	(0.3)	9.5	(0.3)	17.3	(0.3)	2.6	(0.2)	1.7	(0.3)	-2.2	(0.3)			Partnerländer																								Albanien	27.6	(2.9)	-0.8	(2.6)	0.1	(1.6)	0.8	(2.4)	-5.9	(2.7)	18.8	(3.0)	19.0	(2.0)	11.5	(2.1)	5.4	(2.1)	5.2	(2.2)	-1.1	(2.0)			Argentinien	18.9	(2.6)	2.8	(1.3)	3.4	(1.4)	-3.9	(1.7)	-4.4	(1.7)	14.1	(1.8)	8.5	(2.0)	14.9	(1.9)	-3.2	(1.7)	0.0	(1.7)	-1.9	(1.8)			Aserbaidschan	14.2	(2.0)	0.9	(0.9)	0.0	(0.6)	-0.1	(1.6)	-1.2	(1.8)	8.0	(1.7)	7.7	(1.8)	1.4	(1.5)	-1.6	(1.5)	6.1	(1.6)	2.5	(1.0)			Brasilien	15.1	(1.3)	-0.8	(1.2)	3.1	(0.8)	-2.9	(1.4)	-5.8	(1.2)	11.3	(1.5)	8.9	(1.0)	14.1	(1.2)	3.7	(1.0)	4.1	(1.4)	-2.0	(1.2)			Bulgarien	10.8	(2.9)	3.2	(1.5)	9.0	(1.3)	-3.7	(2.0)	-8.4	(1.8)	11.0	(2.2)	10.5	(1.9)	18.4	(1.9)	1.0	(1.4)	5.0	(1.8)	1.8	(1.6)			Kolumbien	11.4	(2.1)	-0.5	(1.3)	6.3	(1.5)	-8.0	(1.5)	-2.3	(2.0)	8.7	(1.7)	12.5	(2.0)	15.6	(1.9)	-1.7	(1.5)	12.1	(1.8)	1.2	(1.8)			Kroatien	14.1	(1.4)	5.1	(1.5)	4.2	(1.1)	-3.2	(1.7)	-6.6	(2.1)	2.1	(2.0)	11.0	(1.3)	17.6	(1.3)	-4.7	(1.6)	4.5	(1.6)	2.8	(1.5)			Dubai (VAE)	22.4	(1.5)	-3.4	(1.0)	3.9	(1.0)	-8.8	(1.5)	-3.9	(1.4)	11.8	(1.4)	10.6	(1.2)	15.1	(1.2)	5.4	(1.2)	3.8	(1.3)	-2.7	(1.1)			Hongkong (China)	22.6	(2.0)	0.9	(1.4)	2.4	(1.4)	-8.0	(2.0)	-8.4	(1.4)	14.4	(1.7)	9.4	(1.0)	10.8	(1.0)	0.8	(1.4)	3.5	(1.5)	1.4	(1.5)			Indonesien	17.2	(2.1)	1.9	(0.8)	3.2	(1.5)	0.6	(1.6)	4.3	(1.6)	8.4	(1.0)	5.9	(1.0)	-3.2	(1.4)	1.2	(1.4)	-2.1	(1.1)			Jordanien	12.2	(2.0)	-0.4	(1.1)	4.3	(1.0)	0.6	(2.0)	2.4	(2.0)	11.4	(1.9)	7.1	(1.4)	12.6	(1.5)	6.4	(1.3)	4.7	(1.7)	0.4	(1.4)			Kasachstan	16.0	(2.4)	-5.0	(1.3)	3.0	(0.8)	-6.2	(2.2)	-5.8	(1.9)	10.3	(2.1)	15.7	(1.2)	18.4	(1.6)	2.3	(1.6)	10.0	(1.6)	3.3	(1.3)			Kirgisistan	24.7	(2.8)	1.7	(1.4)	-1.0	(0.8)	2.1	(1.8)	-4.4	(2.2)	11.0	(2.1)	12.9	(1.8)	10.3	(1.7)	1.3	(1.7)	13.3	(1.7)	1.1	(1.4)			Lettland	26.2	(2.3)	1.9	(2.5)	4.6	(2.0)	-11.3	(2.3)	-4.4	(2.1)	9.0	(2.2)	11.4	(1.6)	19.9	(1.7)	5.3	(1.7)	4.8	(2.0)	-2.9	(1.8)			Litauen	20.4	(1.4)	4.3	(1.4)	9.1	(1.2)	-13.7	(2.1)	-9.4	(1.6)	11.4	(2.0)	11.3	(1.6)	16.6	(1.6)	2.1	(1.1)	4.6	(1.6)	-1.5	(1.6)			Macau (China)	c	c	c	c	c	c	c	c	c	c	c	c	c	c	c	c	c	c	c	c	c	c			Montenegro	c	c	c	c	c	c	c	c	c	c	c	c	c	c	c	c	c	c	c	c	c	c			Panama	9.4	(3.1)	3.1	(1.6)	1.1	(1.3)	1.5	(2.0)	-4.6	(2.7)	10.1	(2.6)	5.9	(2.4)	10.4	(2.0)	3.6	(1.8)	6.9	(2.4)	-1.7	(1.7)			Peru	15.7	(2.1)	1.6	(1.4)	2.4	(1.2)	-9.3	(1.8)	-1.4	(1.9)	5.8	(1.9)	7.6	(1.7)	13.0	(1.8)	3.4	(1.6)	11.5	(2.0)	0.4	(1.6)			Katar	17.6	(1.4)	1.1	(0.8)	4.3	(0.8)	-4.1	(1.3)	-5.9	(1.3)	13.1	(1.3)	7.8	(1.1)	9.3	(1.2)	6.0	(0.8)	4.1	(1.0)	-3.7	(0.8)																																																																																																																																																																																																																																	
Frankreich	w	w	w	w	w	w	w	w	w	w	w	w	w	w	w	w	w	w	w	w	w	w			Deutschland	15.5	(1.1)	3.8	(1.2)	4.6	(1.4)	-5.0	(1.7)	-5.7	(1.4)	5.7	(1.7)	9.2	(1.5)	12.4	(1.6)	2.2	(1.3)	1.9	(1.3)	-0.3	(1.4)			Griechenland	29.5	(2.1)	2.0	(2.0)	1.7	(1.3)	-9.0	(1.6)	-3.0	(1.6)	9.4	(1.9)	3.6	(1.6)	16.9	(1.7)	0.0	(1.8)	-2.4	(2.1)	1.1	(1.9)			Ungarn	16.9	(1.4)	0.4	(1.1)	5.7	(1.3)	1.2	(1.8)	-6.9	(1.7)	1.1	(1.7)	8.4	(1.5)	13.5	(1.2)	-2.3	(1.3)	-2.6	(1.4)	2.1	(1.5)			Island	24.1	(1.4)	8.4	(1.7)	4.3	(1.8)	-19.2	(1.9)	-2.8	(1.7)	17.8	(2.1)	8.1	(1.5)	21.5	(1.7)	6.4	(1.4)	3.7	(2.1)	-5.0	(1.4)			Irland	29.9	(1.9)	-4.7	(2.1)	7.9	(1.7)	-5.6	(1.8)	-4.8	(1.4)	8.7	(1.9)	12.6	(1.9)	17.4	(1.5)	5.3	(2.0)	5.5	(1.7)	-4.9	(1.7)			Israel	18.2	(2.3)	4.3	(1.6)	8.5	(1.6)	-11.0	(1.9)	-6.5	(1.7)	12.2	(2.1)	6.5	(1.9)	15.8	(1.9)	2.3	(1.5)	1.1	(2.0)	-4.4	(1.8)			Italien	16.5	(0.9)	3.8	(1.0)	4.2	(0.7)	-9.7	(0.8)	-3.1	(0.8)	7.6	(1.0)	7.8	(0.9)	14.7	(0.9)	0.3	(0.8)	1.7	(0.7)	-1.5	(0.9)			Japan	19.7	(1.5)	0.5	(1.2)	5.2	(1.8)	-6.4	(1.4)	-3.9	(1.5)	11.9	(1.8)	8.3	(1.4)	18.9	(1.7)	5.0	(1.3)	2.7	(1.6)	-1.8	(1.4)			Korea	22.4	(3.7)	0.9	(3.0)	5.9	(2.8)	1.7	(2.8)	1.6	(2.3)	9.9	(2.7)	11.2	(2.3)	21.4	(1.9)	4.4	(2.4)	1.3	(2.1)	-3.8	(2.3)			Luxemburg	c	c	c	c	c	c	c	c	c	c	c	c	c	c	c	c	c	c	c	c	c	c			Mexiko	11.6	(1.1)	-1.1	(0.8)	2.4	(1.0)	-7.7	(1.0)	-5.1	(1.0)	10.8	(1.2)	6.6	(0.8)	15.3	(0.9)	4.5	(0.9)	4.2	(1.0)	1.8	(1.0)			Niederlande	12.3	(1.5)	6.7	(1.0)	2.9	(1.4)	-11.0	(1.1)	-3.4	(1.2)	6.2	(1.4)	7.0	(1.1)	9.6	(1.0)	0.8	(1.3)	-0.8	(1.1)	-4.8	(1.1)			Neuseeland	33.1	(1.8)	-7.7	(2.5)	10.9	(2.1)	-13.1	(1.9)	-11.8	(2.1)	18.6	(2.3)	8.3	(1.8)	22.0	(1.4)	2.6	(1.8)	4.7	(2.0)	-0.3	(1.8)			Norwegen	27.2	(1.9)	5.8	(1.8)	-0.9	(1.8)	-16.8	(2.0)	1.5	(1.9)	12.8	(2.6)	12.4	(1.5)	23.3	(1.7)	7.4	(1.6)	0.9	(1.6)	-4.3	(1.8)			Polen	19.6	(1.4)	7.0	(1.8)	7.6	(1.4)	-6.9	(2.1)	-7.5	(2.1)	15.3	(1.7)	8.8	(1.6)	25.2	(1.5)	-1.1	(1.6)	1.0	(1.6)	4.7	(1.6)			Portugal	14.7	(1.6)	-0.8	(1.6)	3.2	(1.4)	-7.9	(1.5)	-5.2	(1.9)	17.9	(1.9)	9.9	(1.2)	18.5	(1.3)	-1.2	(1.3)	4.0	(1.4)	-1.9	(1.4)			Slowak. Rep.	17.9	(1.6)	4.2	(1.4)	9.3	(1.4)	-10.0	(1.1)	-6.9	(1.7)	11.4	(1.9)	7.3	(1.5)	18.1	(1.4)	1.4	(1.4)	1.5	(1.4)	-2.9	(1.6)			Slowenien	10.7	(1.3)	4.3	(1.3)	3.5	(0.9)	-10.8	(1.3)	-4.9	(1.2)	8.3	(1.4)	5.4	(1.1)	10.6	(1.0)	1.1	(1.1)	-0.4	(1.0)	2.5	(1.1)			Spanien	21.8	(0.9)	4.7	(0.9)	7.0	(1.0)	-2.1	(0.8)	-5.4	(1.1)	13.2	(1.0)	9.0	(0.8)	21.6	(0.9)	0.0	(0.8)	4.6	(0.9)	-2.3	(0.9)			Schweden	25.5	(1.9)	11.4	(1.6)	3.8	(1.9)	-2.1	(1.5)	-7.1	(2.1)	7.4	(2.2)	15.3	(1.5)	21.1	(1.7)	4.5	(1.6)	-0.8	(1.5)	-2.2	(2.0)			Schweiz	19.5	(1.1)	6.3	(1.2)	3.8	(1.2)	-8.7	(1.5)	-5.7	(1.6)	4.8	(1.4)	14.2	(1.2)	18.3	(1.4)	-1.4	(1.1)	1.2	(1.3)	-4.3	(1.3)			Türkei	12.0	(1.8)	-5.4	(1.9)	3.2	(1.5)	-6.3	(1.7)	0.3	(1.8)	10.4	(2.4)	7.8	(1.3)	10.8	(1.6)	1.4	(1.2)	-0.4	(1.5)	1.3	(1.6)			Ver. Königreich	29.6	(1.5)	-3.7	(1.5)	8.2	(1.5)	-11.4	(1.6)	-5.9	(1.5)	15.1	(1.8)	8.1	(1.5)	15.9	(1.3)	4.9	(1.4)	5.5	(1.3)	-1.3	(1.5)			Ver. Staaten	25.9	(2.0)	-2.3	(2.5)	6.3	(2.2)	-12.6	(2.2)	-9.8	(2.3)	17.2	(2.3)	8.3	(2.0)	13.8	(2.1)	1.0	(1.6)	7.9	(1.6)	0.0	(1.6)			OECD-Durchschnitt	21.3	(0.3)	2.1	(0.3)	5.4	(0.3)	-8.9	(0.3)	-4.8	(0.3)	10.7	(0.3)	9.5	(0.3)	17.3	(0.3)	2.6	(0.2)	1.7	(0.3)	-2.2	(0.3)			Partnerländer																								Albanien	27.6	(2.9)	-0.8	(2.6)	0.1	(1.6)	0.8	(2.4)	-5.9	(2.7)	18.8	(3.0)	19.0	(2.0)	11.5	(2.1)	5.4	(2.1)	5.2	(2.2)	-1.1	(2.0)			Argentinien	18.9	(2.6)	2.8	(1.3)	3.4	(1.4)	-3.9	(1.7)	-4.4	(1.7)	14.1	(1.8)	8.5	(2.0)	14.9	(1.9)	-3.2	(1.7)	0.0	(1.7)	-1.9	(1.8)			Aserbaidschan	14.2	(2.0)	0.9	(0.9)	0.0	(0.6)	-0.1	(1.6)	-1.2	(1.8)	8.0	(1.7)	7.7	(1.8)	1.4	(1.5)	-1.6	(1.5)	6.1	(1.6)	2.5	(1.0)			Brasilien	15.1	(1.3)	-0.8	(1.2)	3.1	(0.8)	-2.9	(1.4)	-5.8	(1.2)	11.3	(1.5)	8.9	(1.0)	14.1	(1.2)	3.7	(1.0)	4.1	(1.4)	-2.0	(1.2)			Bulgarien	10.8	(2.9)	3.2	(1.5)	9.0	(1.3)	-3.7	(2.0)	-8.4	(1.8)	11.0	(2.2)	10.5	(1.9)	18.4	(1.9)	1.0	(1.4)	5.0	(1.8)	1.8	(1.6)			Kolumbien	11.4	(2.1)	-0.5	(1.3)	6.3	(1.5)	-8.0	(1.5)	-2.3	(2.0)	8.7	(1.7)	12.5	(2.0)	15.6	(1.9)	-1.7	(1.5)	12.1	(1.8)	1.2	(1.8)			Kroatien	14.1	(1.4)	5.1	(1.5)	4.2	(1.1)	-3.2	(1.7)	-6.6	(2.1)	2.1	(2.0)	11.0	(1.3)	17.6	(1.3)	-4.7	(1.6)	4.5	(1.6)	2.8	(1.5)			Dubai (VAE)	22.4	(1.5)	-3.4	(1.0)	3.9	(1.0)	-8.8	(1.5)	-3.9	(1.4)	11.8	(1.4)	10.6	(1.2)	15.1	(1.2)	5.4	(1.2)	3.8	(1.3)	-2.7	(1.1)			Hongkong (China)	22.6	(2.0)	0.9	(1.4)	2.4	(1.4)	-8.0	(2.0)	-8.4	(1.4)	14.4	(1.7)	9.4	(1.0)	10.8	(1.0)	0.8	(1.4)	3.5	(1.5)	1.4	(1.5)			Indonesien	17.2	(2.1)	1.9	(0.8)	3.2	(1.5)	0.6	(1.6)	4.3	(1.6)	8.4	(1.0)	5.9	(1.0)	-3.2	(1.4)	1.2	(1.4)	-2.1	(1.1)			Jordanien	12.2	(2.0)	-0.4	(1.1)	4.3	(1.0)	0.6	(2.0)	2.4	(2.0)	11.4	(1.9)	7.1	(1.4)	12.6	(1.5)	6.4	(1.3)	4.7	(1.7)	0.4	(1.4)			Kasachstan	16.0	(2.4)	-5.0	(1.3)	3.0	(0.8)	-6.2	(2.2)	-5.8	(1.9)	10.3	(2.1)	15.7	(1.2)	18.4	(1.6)	2.3	(1.6)	10.0	(1.6)	3.3	(1.3)			Kirgisistan	24.7	(2.8)	1.7	(1.4)	-1.0	(0.8)	2.1	(1.8)	-4.4	(2.2)	11.0	(2.1)	12.9	(1.8)	10.3	(1.7)	1.3	(1.7)	13.3	(1.7)	1.1	(1.4)			Lettland	26.2	(2.3)	1.9	(2.5)	4.6	(2.0)	-11.3	(2.3)	-4.4	(2.1)	9.0	(2.2)	11.4	(1.6)	19.9	(1.7)	5.3	(1.7)	4.8	(2.0)	-2.9	(1.8)			Litauen	20.4	(1.4)	4.3	(1.4)	9.1	(1.2)	-13.7	(2.1)	-9.4	(1.6)	11.4	(2.0)	11.3	(1.6)	16.6	(1.6)	2.1	(1.1)	4.6	(1.6)	-1.5	(1.6)			Macau (China)	c	c	c	c	c	c	c	c	c	c	c	c	c	c	c	c	c	c	c	c	c	c			Montenegro	c	c	c	c	c	c	c	c	c	c	c	c	c	c	c	c	c	c	c	c	c	c			Panama	9.4	(3.1)	3.1	(1.6)	1.1	(1.3)	1.5	(2.0)	-4.6	(2.7)	10.1	(2.6)	5.9	(2.4)	10.4	(2.0)	3.6	(1.8)	6.9	(2.4)	-1.7	(1.7)			Peru	15.7	(2.1)	1.6	(1.4)	2.4	(1.2)	-9.3	(1.8)	-1.4	(1.9)	5.8	(1.9)	7.6	(1.7)	13.0	(1.8)	3.4	(1.6)	11.5	(2.0)	0.4	(1.6)			Katar	17.6	(1.4)	1.1	(0.8)	4.3	(0.8)	-4.1	(1.3)	-5.9	(1.3)	13.1	(1.3)	7.8	(1.1)	9.3	(1.2)	6.0	(0.8)	4.1	(1.0)	-3.7	(0.8)																																																																																																																																																																																																																																																										
Deutschland	15.5	(1.1)	3.8	(1.2)	4.6	(1.4)	-5.0	(1.7)	-5.7	(1.4)	5.7	(1.7)	9.2	(1.5)	12.4	(1.6)	2.2	(1.3)	1.9	(1.3)	-0.3	(1.4)			Griechenland	29.5	(2.1)	2.0	(2.0)	1.7	(1.3)	-9.0	(1.6)	-3.0	(1.6)	9.4	(1.9)	3.6	(1.6)	16.9	(1.7)	0.0	(1.8)	-2.4	(2.1)	1.1	(1.9)			Ungarn	16.9	(1.4)	0.4	(1.1)	5.7	(1.3)	1.2	(1.8)	-6.9	(1.7)	1.1	(1.7)	8.4	(1.5)	13.5	(1.2)	-2.3	(1.3)	-2.6	(1.4)	2.1	(1.5)			Island	24.1	(1.4)	8.4	(1.7)	4.3	(1.8)	-19.2	(1.9)	-2.8	(1.7)	17.8	(2.1)	8.1	(1.5)	21.5	(1.7)	6.4	(1.4)	3.7	(2.1)	-5.0	(1.4)			Irland	29.9	(1.9)	-4.7	(2.1)	7.9	(1.7)	-5.6	(1.8)	-4.8	(1.4)	8.7	(1.9)	12.6	(1.9)	17.4	(1.5)	5.3	(2.0)	5.5	(1.7)	-4.9	(1.7)			Israel	18.2	(2.3)	4.3	(1.6)	8.5	(1.6)	-11.0	(1.9)	-6.5	(1.7)	12.2	(2.1)	6.5	(1.9)	15.8	(1.9)	2.3	(1.5)	1.1	(2.0)	-4.4	(1.8)			Italien	16.5	(0.9)	3.8	(1.0)	4.2	(0.7)	-9.7	(0.8)	-3.1	(0.8)	7.6	(1.0)	7.8	(0.9)	14.7	(0.9)	0.3	(0.8)	1.7	(0.7)	-1.5	(0.9)			Japan	19.7	(1.5)	0.5	(1.2)	5.2	(1.8)	-6.4	(1.4)	-3.9	(1.5)	11.9	(1.8)	8.3	(1.4)	18.9	(1.7)	5.0	(1.3)	2.7	(1.6)	-1.8	(1.4)			Korea	22.4	(3.7)	0.9	(3.0)	5.9	(2.8)	1.7	(2.8)	1.6	(2.3)	9.9	(2.7)	11.2	(2.3)	21.4	(1.9)	4.4	(2.4)	1.3	(2.1)	-3.8	(2.3)			Luxemburg	c	c	c	c	c	c	c	c	c	c	c	c	c	c	c	c	c	c	c	c	c	c			Mexiko	11.6	(1.1)	-1.1	(0.8)	2.4	(1.0)	-7.7	(1.0)	-5.1	(1.0)	10.8	(1.2)	6.6	(0.8)	15.3	(0.9)	4.5	(0.9)	4.2	(1.0)	1.8	(1.0)			Niederlande	12.3	(1.5)	6.7	(1.0)	2.9	(1.4)	-11.0	(1.1)	-3.4	(1.2)	6.2	(1.4)	7.0	(1.1)	9.6	(1.0)	0.8	(1.3)	-0.8	(1.1)	-4.8	(1.1)			Neuseeland	33.1	(1.8)	-7.7	(2.5)	10.9	(2.1)	-13.1	(1.9)	-11.8	(2.1)	18.6	(2.3)	8.3	(1.8)	22.0	(1.4)	2.6	(1.8)	4.7	(2.0)	-0.3	(1.8)			Norwegen	27.2	(1.9)	5.8	(1.8)	-0.9	(1.8)	-16.8	(2.0)	1.5	(1.9)	12.8	(2.6)	12.4	(1.5)	23.3	(1.7)	7.4	(1.6)	0.9	(1.6)	-4.3	(1.8)			Polen	19.6	(1.4)	7.0	(1.8)	7.6	(1.4)	-6.9	(2.1)	-7.5	(2.1)	15.3	(1.7)	8.8	(1.6)	25.2	(1.5)	-1.1	(1.6)	1.0	(1.6)	4.7	(1.6)			Portugal	14.7	(1.6)	-0.8	(1.6)	3.2	(1.4)	-7.9	(1.5)	-5.2	(1.9)	17.9	(1.9)	9.9	(1.2)	18.5	(1.3)	-1.2	(1.3)	4.0	(1.4)	-1.9	(1.4)			Slowak. Rep.	17.9	(1.6)	4.2	(1.4)	9.3	(1.4)	-10.0	(1.1)	-6.9	(1.7)	11.4	(1.9)	7.3	(1.5)	18.1	(1.4)	1.4	(1.4)	1.5	(1.4)	-2.9	(1.6)			Slowenien	10.7	(1.3)	4.3	(1.3)	3.5	(0.9)	-10.8	(1.3)	-4.9	(1.2)	8.3	(1.4)	5.4	(1.1)	10.6	(1.0)	1.1	(1.1)	-0.4	(1.0)	2.5	(1.1)			Spanien	21.8	(0.9)	4.7	(0.9)	7.0	(1.0)	-2.1	(0.8)	-5.4	(1.1)	13.2	(1.0)	9.0	(0.8)	21.6	(0.9)	0.0	(0.8)	4.6	(0.9)	-2.3	(0.9)			Schweden	25.5	(1.9)	11.4	(1.6)	3.8	(1.9)	-2.1	(1.5)	-7.1	(2.1)	7.4	(2.2)	15.3	(1.5)	21.1	(1.7)	4.5	(1.6)	-0.8	(1.5)	-2.2	(2.0)			Schweiz	19.5	(1.1)	6.3	(1.2)	3.8	(1.2)	-8.7	(1.5)	-5.7	(1.6)	4.8	(1.4)	14.2	(1.2)	18.3	(1.4)	-1.4	(1.1)	1.2	(1.3)	-4.3	(1.3)			Türkei	12.0	(1.8)	-5.4	(1.9)	3.2	(1.5)	-6.3	(1.7)	0.3	(1.8)	10.4	(2.4)	7.8	(1.3)	10.8	(1.6)	1.4	(1.2)	-0.4	(1.5)	1.3	(1.6)			Ver. Königreich	29.6	(1.5)	-3.7	(1.5)	8.2	(1.5)	-11.4	(1.6)	-5.9	(1.5)	15.1	(1.8)	8.1	(1.5)	15.9	(1.3)	4.9	(1.4)	5.5	(1.3)	-1.3	(1.5)			Ver. Staaten	25.9	(2.0)	-2.3	(2.5)	6.3	(2.2)	-12.6	(2.2)	-9.8	(2.3)	17.2	(2.3)	8.3	(2.0)	13.8	(2.1)	1.0	(1.6)	7.9	(1.6)	0.0	(1.6)			OECD-Durchschnitt	21.3	(0.3)	2.1	(0.3)	5.4	(0.3)	-8.9	(0.3)	-4.8	(0.3)	10.7	(0.3)	9.5	(0.3)	17.3	(0.3)	2.6	(0.2)	1.7	(0.3)	-2.2	(0.3)			Partnerländer																								Albanien	27.6	(2.9)	-0.8	(2.6)	0.1	(1.6)	0.8	(2.4)	-5.9	(2.7)	18.8	(3.0)	19.0	(2.0)	11.5	(2.1)	5.4	(2.1)	5.2	(2.2)	-1.1	(2.0)			Argentinien	18.9	(2.6)	2.8	(1.3)	3.4	(1.4)	-3.9	(1.7)	-4.4	(1.7)	14.1	(1.8)	8.5	(2.0)	14.9	(1.9)	-3.2	(1.7)	0.0	(1.7)	-1.9	(1.8)			Aserbaidschan	14.2	(2.0)	0.9	(0.9)	0.0	(0.6)	-0.1	(1.6)	-1.2	(1.8)	8.0	(1.7)	7.7	(1.8)	1.4	(1.5)	-1.6	(1.5)	6.1	(1.6)	2.5	(1.0)			Brasilien	15.1	(1.3)	-0.8	(1.2)	3.1	(0.8)	-2.9	(1.4)	-5.8	(1.2)	11.3	(1.5)	8.9	(1.0)	14.1	(1.2)	3.7	(1.0)	4.1	(1.4)	-2.0	(1.2)			Bulgarien	10.8	(2.9)	3.2	(1.5)	9.0	(1.3)	-3.7	(2.0)	-8.4	(1.8)	11.0	(2.2)	10.5	(1.9)	18.4	(1.9)	1.0	(1.4)	5.0	(1.8)	1.8	(1.6)			Kolumbien	11.4	(2.1)	-0.5	(1.3)	6.3	(1.5)	-8.0	(1.5)	-2.3	(2.0)	8.7	(1.7)	12.5	(2.0)	15.6	(1.9)	-1.7	(1.5)	12.1	(1.8)	1.2	(1.8)			Kroatien	14.1	(1.4)	5.1	(1.5)	4.2	(1.1)	-3.2	(1.7)	-6.6	(2.1)	2.1	(2.0)	11.0	(1.3)	17.6	(1.3)	-4.7	(1.6)	4.5	(1.6)	2.8	(1.5)			Dubai (VAE)	22.4	(1.5)	-3.4	(1.0)	3.9	(1.0)	-8.8	(1.5)	-3.9	(1.4)	11.8	(1.4)	10.6	(1.2)	15.1	(1.2)	5.4	(1.2)	3.8	(1.3)	-2.7	(1.1)			Hongkong (China)	22.6	(2.0)	0.9	(1.4)	2.4	(1.4)	-8.0	(2.0)	-8.4	(1.4)	14.4	(1.7)	9.4	(1.0)	10.8	(1.0)	0.8	(1.4)	3.5	(1.5)	1.4	(1.5)			Indonesien	17.2	(2.1)	1.9	(0.8)	3.2	(1.5)	0.6	(1.6)	4.3	(1.6)	8.4	(1.0)	5.9	(1.0)	-3.2	(1.4)	1.2	(1.4)	-2.1	(1.1)			Jordanien	12.2	(2.0)	-0.4	(1.1)	4.3	(1.0)	0.6	(2.0)	2.4	(2.0)	11.4	(1.9)	7.1	(1.4)	12.6	(1.5)	6.4	(1.3)	4.7	(1.7)	0.4	(1.4)			Kasachstan	16.0	(2.4)	-5.0	(1.3)	3.0	(0.8)	-6.2	(2.2)	-5.8	(1.9)	10.3	(2.1)	15.7	(1.2)	18.4	(1.6)	2.3	(1.6)	10.0	(1.6)	3.3	(1.3)			Kirgisistan	24.7	(2.8)	1.7	(1.4)	-1.0	(0.8)	2.1	(1.8)	-4.4	(2.2)	11.0	(2.1)	12.9	(1.8)	10.3	(1.7)	1.3	(1.7)	13.3	(1.7)	1.1	(1.4)			Lettland	26.2	(2.3)	1.9	(2.5)	4.6	(2.0)	-11.3	(2.3)	-4.4	(2.1)	9.0	(2.2)	11.4	(1.6)	19.9	(1.7)	5.3	(1.7)	4.8	(2.0)	-2.9	(1.8)			Litauen	20.4	(1.4)	4.3	(1.4)	9.1	(1.2)	-13.7	(2.1)	-9.4	(1.6)	11.4	(2.0)	11.3	(1.6)	16.6	(1.6)	2.1	(1.1)	4.6	(1.6)	-1.5	(1.6)			Macau (China)	c	c	c	c	c	c	c	c	c	c	c	c	c	c	c	c	c	c	c	c	c	c			Montenegro	c	c	c	c	c	c	c	c	c	c	c	c	c	c	c	c	c	c	c	c	c	c			Panama	9.4	(3.1)	3.1	(1.6)	1.1	(1.3)	1.5	(2.0)	-4.6	(2.7)	10.1	(2.6)	5.9	(2.4)	10.4	(2.0)	3.6	(1.8)	6.9	(2.4)	-1.7	(1.7)			Peru	15.7	(2.1)	1.6	(1.4)	2.4	(1.2)	-9.3	(1.8)	-1.4	(1.9)	5.8	(1.9)	7.6	(1.7)	13.0	(1.8)	3.4	(1.6)	11.5	(2.0)	0.4	(1.6)			Katar	17.6	(1.4)	1.1	(0.8)	4.3	(0.8)	-4.1	(1.3)	-5.9	(1.3)	13.1	(1.3)	7.8	(1.1)	9.3	(1.2)	6.0	(0.8)	4.1	(1.0)	-3.7	(0.8)																																																																																																																																																																																																																																																																																			
Griechenland	29.5	(2.1)	2.0	(2.0)	1.7	(1.3)	-9.0	(1.6)	-3.0	(1.6)	9.4	(1.9)	3.6	(1.6)	16.9	(1.7)	0.0	(1.8)	-2.4	(2.1)	1.1	(1.9)			Ungarn	16.9	(1.4)	0.4	(1.1)	5.7	(1.3)	1.2	(1.8)	-6.9	(1.7)	1.1	(1.7)	8.4	(1.5)	13.5	(1.2)	-2.3	(1.3)	-2.6	(1.4)	2.1	(1.5)			Island	24.1	(1.4)	8.4	(1.7)	4.3	(1.8)	-19.2	(1.9)	-2.8	(1.7)	17.8	(2.1)	8.1	(1.5)	21.5	(1.7)	6.4	(1.4)	3.7	(2.1)	-5.0	(1.4)			Irland	29.9	(1.9)	-4.7	(2.1)	7.9	(1.7)	-5.6	(1.8)	-4.8	(1.4)	8.7	(1.9)	12.6	(1.9)	17.4	(1.5)	5.3	(2.0)	5.5	(1.7)	-4.9	(1.7)			Israel	18.2	(2.3)	4.3	(1.6)	8.5	(1.6)	-11.0	(1.9)	-6.5	(1.7)	12.2	(2.1)	6.5	(1.9)	15.8	(1.9)	2.3	(1.5)	1.1	(2.0)	-4.4	(1.8)			Italien	16.5	(0.9)	3.8	(1.0)	4.2	(0.7)	-9.7	(0.8)	-3.1	(0.8)	7.6	(1.0)	7.8	(0.9)	14.7	(0.9)	0.3	(0.8)	1.7	(0.7)	-1.5	(0.9)			Japan	19.7	(1.5)	0.5	(1.2)	5.2	(1.8)	-6.4	(1.4)	-3.9	(1.5)	11.9	(1.8)	8.3	(1.4)	18.9	(1.7)	5.0	(1.3)	2.7	(1.6)	-1.8	(1.4)			Korea	22.4	(3.7)	0.9	(3.0)	5.9	(2.8)	1.7	(2.8)	1.6	(2.3)	9.9	(2.7)	11.2	(2.3)	21.4	(1.9)	4.4	(2.4)	1.3	(2.1)	-3.8	(2.3)			Luxemburg	c	c	c	c	c	c	c	c	c	c	c	c	c	c	c	c	c	c	c	c	c	c			Mexiko	11.6	(1.1)	-1.1	(0.8)	2.4	(1.0)	-7.7	(1.0)	-5.1	(1.0)	10.8	(1.2)	6.6	(0.8)	15.3	(0.9)	4.5	(0.9)	4.2	(1.0)	1.8	(1.0)			Niederlande	12.3	(1.5)	6.7	(1.0)	2.9	(1.4)	-11.0	(1.1)	-3.4	(1.2)	6.2	(1.4)	7.0	(1.1)	9.6	(1.0)	0.8	(1.3)	-0.8	(1.1)	-4.8	(1.1)			Neuseeland	33.1	(1.8)	-7.7	(2.5)	10.9	(2.1)	-13.1	(1.9)	-11.8	(2.1)	18.6	(2.3)	8.3	(1.8)	22.0	(1.4)	2.6	(1.8)	4.7	(2.0)	-0.3	(1.8)			Norwegen	27.2	(1.9)	5.8	(1.8)	-0.9	(1.8)	-16.8	(2.0)	1.5	(1.9)	12.8	(2.6)	12.4	(1.5)	23.3	(1.7)	7.4	(1.6)	0.9	(1.6)	-4.3	(1.8)			Polen	19.6	(1.4)	7.0	(1.8)	7.6	(1.4)	-6.9	(2.1)	-7.5	(2.1)	15.3	(1.7)	8.8	(1.6)	25.2	(1.5)	-1.1	(1.6)	1.0	(1.6)	4.7	(1.6)			Portugal	14.7	(1.6)	-0.8	(1.6)	3.2	(1.4)	-7.9	(1.5)	-5.2	(1.9)	17.9	(1.9)	9.9	(1.2)	18.5	(1.3)	-1.2	(1.3)	4.0	(1.4)	-1.9	(1.4)			Slowak. Rep.	17.9	(1.6)	4.2	(1.4)	9.3	(1.4)	-10.0	(1.1)	-6.9	(1.7)	11.4	(1.9)	7.3	(1.5)	18.1	(1.4)	1.4	(1.4)	1.5	(1.4)	-2.9	(1.6)			Slowenien	10.7	(1.3)	4.3	(1.3)	3.5	(0.9)	-10.8	(1.3)	-4.9	(1.2)	8.3	(1.4)	5.4	(1.1)	10.6	(1.0)	1.1	(1.1)	-0.4	(1.0)	2.5	(1.1)			Spanien	21.8	(0.9)	4.7	(0.9)	7.0	(1.0)	-2.1	(0.8)	-5.4	(1.1)	13.2	(1.0)	9.0	(0.8)	21.6	(0.9)	0.0	(0.8)	4.6	(0.9)	-2.3	(0.9)			Schweden	25.5	(1.9)	11.4	(1.6)	3.8	(1.9)	-2.1	(1.5)	-7.1	(2.1)	7.4	(2.2)	15.3	(1.5)	21.1	(1.7)	4.5	(1.6)	-0.8	(1.5)	-2.2	(2.0)			Schweiz	19.5	(1.1)	6.3	(1.2)	3.8	(1.2)	-8.7	(1.5)	-5.7	(1.6)	4.8	(1.4)	14.2	(1.2)	18.3	(1.4)	-1.4	(1.1)	1.2	(1.3)	-4.3	(1.3)			Türkei	12.0	(1.8)	-5.4	(1.9)	3.2	(1.5)	-6.3	(1.7)	0.3	(1.8)	10.4	(2.4)	7.8	(1.3)	10.8	(1.6)	1.4	(1.2)	-0.4	(1.5)	1.3	(1.6)			Ver. Königreich	29.6	(1.5)	-3.7	(1.5)	8.2	(1.5)	-11.4	(1.6)	-5.9	(1.5)	15.1	(1.8)	8.1	(1.5)	15.9	(1.3)	4.9	(1.4)	5.5	(1.3)	-1.3	(1.5)			Ver. Staaten	25.9	(2.0)	-2.3	(2.5)	6.3	(2.2)	-12.6	(2.2)	-9.8	(2.3)	17.2	(2.3)	8.3	(2.0)	13.8	(2.1)	1.0	(1.6)	7.9	(1.6)	0.0	(1.6)			OECD-Durchschnitt	21.3	(0.3)	2.1	(0.3)	5.4	(0.3)	-8.9	(0.3)	-4.8	(0.3)	10.7	(0.3)	9.5	(0.3)	17.3	(0.3)	2.6	(0.2)	1.7	(0.3)	-2.2	(0.3)			Partnerländer																								Albanien	27.6	(2.9)	-0.8	(2.6)	0.1	(1.6)	0.8	(2.4)	-5.9	(2.7)	18.8	(3.0)	19.0	(2.0)	11.5	(2.1)	5.4	(2.1)	5.2	(2.2)	-1.1	(2.0)			Argentinien	18.9	(2.6)	2.8	(1.3)	3.4	(1.4)	-3.9	(1.7)	-4.4	(1.7)	14.1	(1.8)	8.5	(2.0)	14.9	(1.9)	-3.2	(1.7)	0.0	(1.7)	-1.9	(1.8)			Aserbaidschan	14.2	(2.0)	0.9	(0.9)	0.0	(0.6)	-0.1	(1.6)	-1.2	(1.8)	8.0	(1.7)	7.7	(1.8)	1.4	(1.5)	-1.6	(1.5)	6.1	(1.6)	2.5	(1.0)			Brasilien	15.1	(1.3)	-0.8	(1.2)	3.1	(0.8)	-2.9	(1.4)	-5.8	(1.2)	11.3	(1.5)	8.9	(1.0)	14.1	(1.2)	3.7	(1.0)	4.1	(1.4)	-2.0	(1.2)			Bulgarien	10.8	(2.9)	3.2	(1.5)	9.0	(1.3)	-3.7	(2.0)	-8.4	(1.8)	11.0	(2.2)	10.5	(1.9)	18.4	(1.9)	1.0	(1.4)	5.0	(1.8)	1.8	(1.6)			Kolumbien	11.4	(2.1)	-0.5	(1.3)	6.3	(1.5)	-8.0	(1.5)	-2.3	(2.0)	8.7	(1.7)	12.5	(2.0)	15.6	(1.9)	-1.7	(1.5)	12.1	(1.8)	1.2	(1.8)			Kroatien	14.1	(1.4)	5.1	(1.5)	4.2	(1.1)	-3.2	(1.7)	-6.6	(2.1)	2.1	(2.0)	11.0	(1.3)	17.6	(1.3)	-4.7	(1.6)	4.5	(1.6)	2.8	(1.5)			Dubai (VAE)	22.4	(1.5)	-3.4	(1.0)	3.9	(1.0)	-8.8	(1.5)	-3.9	(1.4)	11.8	(1.4)	10.6	(1.2)	15.1	(1.2)	5.4	(1.2)	3.8	(1.3)	-2.7	(1.1)			Hongkong (China)	22.6	(2.0)	0.9	(1.4)	2.4	(1.4)	-8.0	(2.0)	-8.4	(1.4)	14.4	(1.7)	9.4	(1.0)	10.8	(1.0)	0.8	(1.4)	3.5	(1.5)	1.4	(1.5)			Indonesien	17.2	(2.1)	1.9	(0.8)	3.2	(1.5)	0.6	(1.6)	4.3	(1.6)	8.4	(1.0)	5.9	(1.0)	-3.2	(1.4)	1.2	(1.4)	-2.1	(1.1)			Jordanien	12.2	(2.0)	-0.4	(1.1)	4.3	(1.0)	0.6	(2.0)	2.4	(2.0)	11.4	(1.9)	7.1	(1.4)	12.6	(1.5)	6.4	(1.3)	4.7	(1.7)	0.4	(1.4)			Kasachstan	16.0	(2.4)	-5.0	(1.3)	3.0	(0.8)	-6.2	(2.2)	-5.8	(1.9)	10.3	(2.1)	15.7	(1.2)	18.4	(1.6)	2.3	(1.6)	10.0	(1.6)	3.3	(1.3)			Kirgisistan	24.7	(2.8)	1.7	(1.4)	-1.0	(0.8)	2.1	(1.8)	-4.4	(2.2)	11.0	(2.1)	12.9	(1.8)	10.3	(1.7)	1.3	(1.7)	13.3	(1.7)	1.1	(1.4)			Lettland	26.2	(2.3)	1.9	(2.5)	4.6	(2.0)	-11.3	(2.3)	-4.4	(2.1)	9.0	(2.2)	11.4	(1.6)	19.9	(1.7)	5.3	(1.7)	4.8	(2.0)	-2.9	(1.8)			Litauen	20.4	(1.4)	4.3	(1.4)	9.1	(1.2)	-13.7	(2.1)	-9.4	(1.6)	11.4	(2.0)	11.3	(1.6)	16.6	(1.6)	2.1	(1.1)	4.6	(1.6)	-1.5	(1.6)			Macau (China)	c	c	c	c	c	c	c	c	c	c	c	c	c	c	c	c	c	c	c	c	c	c			Montenegro	c	c	c	c	c	c	c	c	c	c	c	c	c	c	c	c	c	c	c	c	c	c			Panama	9.4	(3.1)	3.1	(1.6)	1.1	(1.3)	1.5	(2.0)	-4.6	(2.7)	10.1	(2.6)	5.9	(2.4)	10.4	(2.0)	3.6	(1.8)	6.9	(2.4)	-1.7	(1.7)			Peru	15.7	(2.1)	1.6	(1.4)	2.4	(1.2)	-9.3	(1.8)	-1.4	(1.9)	5.8	(1.9)	7.6	(1.7)	13.0	(1.8)	3.4	(1.6)	11.5	(2.0)	0.4	(1.6)			Katar	17.6	(1.4)	1.1	(0.8)	4.3	(0.8)	-4.1	(1.3)	-5.9	(1.3)	13.1	(1.3)	7.8	(1.1)	9.3	(1.2)	6.0	(0.8)	4.1	(1.0)	-3.7	(0.8)																																																																																																																																																																																																																																																																																																												
Ungarn	16.9	(1.4)	0.4	(1.1)	5.7	(1.3)	1.2	(1.8)	-6.9	(1.7)	1.1	(1.7)	8.4	(1.5)	13.5	(1.2)	-2.3	(1.3)	-2.6	(1.4)	2.1	(1.5)			Island	24.1	(1.4)	8.4	(1.7)	4.3	(1.8)	-19.2	(1.9)	-2.8	(1.7)	17.8	(2.1)	8.1	(1.5)	21.5	(1.7)	6.4	(1.4)	3.7	(2.1)	-5.0	(1.4)			Irland	29.9	(1.9)	-4.7	(2.1)	7.9	(1.7)	-5.6	(1.8)	-4.8	(1.4)	8.7	(1.9)	12.6	(1.9)	17.4	(1.5)	5.3	(2.0)	5.5	(1.7)	-4.9	(1.7)			Israel	18.2	(2.3)	4.3	(1.6)	8.5	(1.6)	-11.0	(1.9)	-6.5	(1.7)	12.2	(2.1)	6.5	(1.9)	15.8	(1.9)	2.3	(1.5)	1.1	(2.0)	-4.4	(1.8)			Italien	16.5	(0.9)	3.8	(1.0)	4.2	(0.7)	-9.7	(0.8)	-3.1	(0.8)	7.6	(1.0)	7.8	(0.9)	14.7	(0.9)	0.3	(0.8)	1.7	(0.7)	-1.5	(0.9)			Japan	19.7	(1.5)	0.5	(1.2)	5.2	(1.8)	-6.4	(1.4)	-3.9	(1.5)	11.9	(1.8)	8.3	(1.4)	18.9	(1.7)	5.0	(1.3)	2.7	(1.6)	-1.8	(1.4)			Korea	22.4	(3.7)	0.9	(3.0)	5.9	(2.8)	1.7	(2.8)	1.6	(2.3)	9.9	(2.7)	11.2	(2.3)	21.4	(1.9)	4.4	(2.4)	1.3	(2.1)	-3.8	(2.3)			Luxemburg	c	c	c	c	c	c	c	c	c	c	c	c	c	c	c	c	c	c	c	c	c	c			Mexiko	11.6	(1.1)	-1.1	(0.8)	2.4	(1.0)	-7.7	(1.0)	-5.1	(1.0)	10.8	(1.2)	6.6	(0.8)	15.3	(0.9)	4.5	(0.9)	4.2	(1.0)	1.8	(1.0)			Niederlande	12.3	(1.5)	6.7	(1.0)	2.9	(1.4)	-11.0	(1.1)	-3.4	(1.2)	6.2	(1.4)	7.0	(1.1)	9.6	(1.0)	0.8	(1.3)	-0.8	(1.1)	-4.8	(1.1)			Neuseeland	33.1	(1.8)	-7.7	(2.5)	10.9	(2.1)	-13.1	(1.9)	-11.8	(2.1)	18.6	(2.3)	8.3	(1.8)	22.0	(1.4)	2.6	(1.8)	4.7	(2.0)	-0.3	(1.8)			Norwegen	27.2	(1.9)	5.8	(1.8)	-0.9	(1.8)	-16.8	(2.0)	1.5	(1.9)	12.8	(2.6)	12.4	(1.5)	23.3	(1.7)	7.4	(1.6)	0.9	(1.6)	-4.3	(1.8)			Polen	19.6	(1.4)	7.0	(1.8)	7.6	(1.4)	-6.9	(2.1)	-7.5	(2.1)	15.3	(1.7)	8.8	(1.6)	25.2	(1.5)	-1.1	(1.6)	1.0	(1.6)	4.7	(1.6)			Portugal	14.7	(1.6)	-0.8	(1.6)	3.2	(1.4)	-7.9	(1.5)	-5.2	(1.9)	17.9	(1.9)	9.9	(1.2)	18.5	(1.3)	-1.2	(1.3)	4.0	(1.4)	-1.9	(1.4)			Slowak. Rep.	17.9	(1.6)	4.2	(1.4)	9.3	(1.4)	-10.0	(1.1)	-6.9	(1.7)	11.4	(1.9)	7.3	(1.5)	18.1	(1.4)	1.4	(1.4)	1.5	(1.4)	-2.9	(1.6)			Slowenien	10.7	(1.3)	4.3	(1.3)	3.5	(0.9)	-10.8	(1.3)	-4.9	(1.2)	8.3	(1.4)	5.4	(1.1)	10.6	(1.0)	1.1	(1.1)	-0.4	(1.0)	2.5	(1.1)			Spanien	21.8	(0.9)	4.7	(0.9)	7.0	(1.0)	-2.1	(0.8)	-5.4	(1.1)	13.2	(1.0)	9.0	(0.8)	21.6	(0.9)	0.0	(0.8)	4.6	(0.9)	-2.3	(0.9)			Schweden	25.5	(1.9)	11.4	(1.6)	3.8	(1.9)	-2.1	(1.5)	-7.1	(2.1)	7.4	(2.2)	15.3	(1.5)	21.1	(1.7)	4.5	(1.6)	-0.8	(1.5)	-2.2	(2.0)			Schweiz	19.5	(1.1)	6.3	(1.2)	3.8	(1.2)	-8.7	(1.5)	-5.7	(1.6)	4.8	(1.4)	14.2	(1.2)	18.3	(1.4)	-1.4	(1.1)	1.2	(1.3)	-4.3	(1.3)			Türkei	12.0	(1.8)	-5.4	(1.9)	3.2	(1.5)	-6.3	(1.7)	0.3	(1.8)	10.4	(2.4)	7.8	(1.3)	10.8	(1.6)	1.4	(1.2)	-0.4	(1.5)	1.3	(1.6)			Ver. Königreich	29.6	(1.5)	-3.7	(1.5)	8.2	(1.5)	-11.4	(1.6)	-5.9	(1.5)	15.1	(1.8)	8.1	(1.5)	15.9	(1.3)	4.9	(1.4)	5.5	(1.3)	-1.3	(1.5)			Ver. Staaten	25.9	(2.0)	-2.3	(2.5)	6.3	(2.2)	-12.6	(2.2)	-9.8	(2.3)	17.2	(2.3)	8.3	(2.0)	13.8	(2.1)	1.0	(1.6)	7.9	(1.6)	0.0	(1.6)			OECD-Durchschnitt	21.3	(0.3)	2.1	(0.3)	5.4	(0.3)	-8.9	(0.3)	-4.8	(0.3)	10.7	(0.3)	9.5	(0.3)	17.3	(0.3)	2.6	(0.2)	1.7	(0.3)	-2.2	(0.3)			Partnerländer																								Albanien	27.6	(2.9)	-0.8	(2.6)	0.1	(1.6)	0.8	(2.4)	-5.9	(2.7)	18.8	(3.0)	19.0	(2.0)	11.5	(2.1)	5.4	(2.1)	5.2	(2.2)	-1.1	(2.0)			Argentinien	18.9	(2.6)	2.8	(1.3)	3.4	(1.4)	-3.9	(1.7)	-4.4	(1.7)	14.1	(1.8)	8.5	(2.0)	14.9	(1.9)	-3.2	(1.7)	0.0	(1.7)	-1.9	(1.8)			Aserbaidschan	14.2	(2.0)	0.9	(0.9)	0.0	(0.6)	-0.1	(1.6)	-1.2	(1.8)	8.0	(1.7)	7.7	(1.8)	1.4	(1.5)	-1.6	(1.5)	6.1	(1.6)	2.5	(1.0)			Brasilien	15.1	(1.3)	-0.8	(1.2)	3.1	(0.8)	-2.9	(1.4)	-5.8	(1.2)	11.3	(1.5)	8.9	(1.0)	14.1	(1.2)	3.7	(1.0)	4.1	(1.4)	-2.0	(1.2)			Bulgarien	10.8	(2.9)	3.2	(1.5)	9.0	(1.3)	-3.7	(2.0)	-8.4	(1.8)	11.0	(2.2)	10.5	(1.9)	18.4	(1.9)	1.0	(1.4)	5.0	(1.8)	1.8	(1.6)			Kolumbien	11.4	(2.1)	-0.5	(1.3)	6.3	(1.5)	-8.0	(1.5)	-2.3	(2.0)	8.7	(1.7)	12.5	(2.0)	15.6	(1.9)	-1.7	(1.5)	12.1	(1.8)	1.2	(1.8)			Kroatien	14.1	(1.4)	5.1	(1.5)	4.2	(1.1)	-3.2	(1.7)	-6.6	(2.1)	2.1	(2.0)	11.0	(1.3)	17.6	(1.3)	-4.7	(1.6)	4.5	(1.6)	2.8	(1.5)			Dubai (VAE)	22.4	(1.5)	-3.4	(1.0)	3.9	(1.0)	-8.8	(1.5)	-3.9	(1.4)	11.8	(1.4)	10.6	(1.2)	15.1	(1.2)	5.4	(1.2)	3.8	(1.3)	-2.7	(1.1)			Hongkong (China)	22.6	(2.0)	0.9	(1.4)	2.4	(1.4)	-8.0	(2.0)	-8.4	(1.4)	14.4	(1.7)	9.4	(1.0)	10.8	(1.0)	0.8	(1.4)	3.5	(1.5)	1.4	(1.5)			Indonesien	17.2	(2.1)	1.9	(0.8)	3.2	(1.5)	0.6	(1.6)	4.3	(1.6)	8.4	(1.0)	5.9	(1.0)	-3.2	(1.4)	1.2	(1.4)	-2.1	(1.1)			Jordanien	12.2	(2.0)	-0.4	(1.1)	4.3	(1.0)	0.6	(2.0)	2.4	(2.0)	11.4	(1.9)	7.1	(1.4)	12.6	(1.5)	6.4	(1.3)	4.7	(1.7)	0.4	(1.4)			Kasachstan	16.0	(2.4)	-5.0	(1.3)	3.0	(0.8)	-6.2	(2.2)	-5.8	(1.9)	10.3	(2.1)	15.7	(1.2)	18.4	(1.6)	2.3	(1.6)	10.0	(1.6)	3.3	(1.3)			Kirgisistan	24.7	(2.8)	1.7	(1.4)	-1.0	(0.8)	2.1	(1.8)	-4.4	(2.2)	11.0	(2.1)	12.9	(1.8)	10.3	(1.7)	1.3	(1.7)	13.3	(1.7)	1.1	(1.4)			Lettland	26.2	(2.3)	1.9	(2.5)	4.6	(2.0)	-11.3	(2.3)	-4.4	(2.1)	9.0	(2.2)	11.4	(1.6)	19.9	(1.7)	5.3	(1.7)	4.8	(2.0)	-2.9	(1.8)			Litauen	20.4	(1.4)	4.3	(1.4)	9.1	(1.2)	-13.7	(2.1)	-9.4	(1.6)	11.4	(2.0)	11.3	(1.6)	16.6	(1.6)	2.1	(1.1)	4.6	(1.6)	-1.5	(1.6)			Macau (China)	c	c	c	c	c	c	c	c	c	c	c	c	c	c	c	c	c	c	c	c	c	c			Montenegro	c	c	c	c	c	c	c	c	c	c	c	c	c	c	c	c	c	c	c	c	c	c			Panama	9.4	(3.1)	3.1	(1.6)	1.1	(1.3)	1.5	(2.0)	-4.6	(2.7)	10.1	(2.6)	5.9	(2.4)	10.4	(2.0)	3.6	(1.8)	6.9	(2.4)	-1.7	(1.7)			Peru	15.7	(2.1)	1.6	(1.4)	2.4	(1.2)	-9.3	(1.8)	-1.4	(1.9)	5.8	(1.9)	7.6	(1.7)	13.0	(1.8)	3.4	(1.6)	11.5	(2.0)	0.4	(1.6)			Katar	17.6	(1.4)	1.1	(0.8)	4.3	(0.8)	-4.1	(1.3)	-5.9	(1.3)	13.1	(1.3)	7.8	(1.1)	9.3	(1.2)	6.0	(0.8)	4.1	(1.0)	-3.7	(0.8)																																																																																																																																																																																																																																																																																																																																					
Island	24.1	(1.4)	8.4	(1.7)	4.3	(1.8)	-19.2	(1.9)	-2.8	(1.7)	17.8	(2.1)	8.1	(1.5)	21.5	(1.7)	6.4	(1.4)	3.7	(2.1)	-5.0	(1.4)			Irland	29.9	(1.9)	-4.7	(2.1)	7.9	(1.7)	-5.6	(1.8)	-4.8	(1.4)	8.7	(1.9)	12.6	(1.9)	17.4	(1.5)	5.3	(2.0)	5.5	(1.7)	-4.9	(1.7)			Israel	18.2	(2.3)	4.3	(1.6)	8.5	(1.6)	-11.0	(1.9)	-6.5	(1.7)	12.2	(2.1)	6.5	(1.9)	15.8	(1.9)	2.3	(1.5)	1.1	(2.0)	-4.4	(1.8)			Italien	16.5	(0.9)	3.8	(1.0)	4.2	(0.7)	-9.7	(0.8)	-3.1	(0.8)	7.6	(1.0)	7.8	(0.9)	14.7	(0.9)	0.3	(0.8)	1.7	(0.7)	-1.5	(0.9)			Japan	19.7	(1.5)	0.5	(1.2)	5.2	(1.8)	-6.4	(1.4)	-3.9	(1.5)	11.9	(1.8)	8.3	(1.4)	18.9	(1.7)	5.0	(1.3)	2.7	(1.6)	-1.8	(1.4)			Korea	22.4	(3.7)	0.9	(3.0)	5.9	(2.8)	1.7	(2.8)	1.6	(2.3)	9.9	(2.7)	11.2	(2.3)	21.4	(1.9)	4.4	(2.4)	1.3	(2.1)	-3.8	(2.3)			Luxemburg	c	c	c	c	c	c	c	c	c	c	c	c	c	c	c	c	c	c	c	c	c	c			Mexiko	11.6	(1.1)	-1.1	(0.8)	2.4	(1.0)	-7.7	(1.0)	-5.1	(1.0)	10.8	(1.2)	6.6	(0.8)	15.3	(0.9)	4.5	(0.9)	4.2	(1.0)	1.8	(1.0)			Niederlande	12.3	(1.5)	6.7	(1.0)	2.9	(1.4)	-11.0	(1.1)	-3.4	(1.2)	6.2	(1.4)	7.0	(1.1)	9.6	(1.0)	0.8	(1.3)	-0.8	(1.1)	-4.8	(1.1)			Neuseeland	33.1	(1.8)	-7.7	(2.5)	10.9	(2.1)	-13.1	(1.9)	-11.8	(2.1)	18.6	(2.3)	8.3	(1.8)	22.0	(1.4)	2.6	(1.8)	4.7	(2.0)	-0.3	(1.8)			Norwegen	27.2	(1.9)	5.8	(1.8)	-0.9	(1.8)	-16.8	(2.0)	1.5	(1.9)	12.8	(2.6)	12.4	(1.5)	23.3	(1.7)	7.4	(1.6)	0.9	(1.6)	-4.3	(1.8)			Polen	19.6	(1.4)	7.0	(1.8)	7.6	(1.4)	-6.9	(2.1)	-7.5	(2.1)	15.3	(1.7)	8.8	(1.6)	25.2	(1.5)	-1.1	(1.6)	1.0	(1.6)	4.7	(1.6)			Portugal	14.7	(1.6)	-0.8	(1.6)	3.2	(1.4)	-7.9	(1.5)	-5.2	(1.9)	17.9	(1.9)	9.9	(1.2)	18.5	(1.3)	-1.2	(1.3)	4.0	(1.4)	-1.9	(1.4)			Slowak. Rep.	17.9	(1.6)	4.2	(1.4)	9.3	(1.4)	-10.0	(1.1)	-6.9	(1.7)	11.4	(1.9)	7.3	(1.5)	18.1	(1.4)	1.4	(1.4)	1.5	(1.4)	-2.9	(1.6)			Slowenien	10.7	(1.3)	4.3	(1.3)	3.5	(0.9)	-10.8	(1.3)	-4.9	(1.2)	8.3	(1.4)	5.4	(1.1)	10.6	(1.0)	1.1	(1.1)	-0.4	(1.0)	2.5	(1.1)			Spanien	21.8	(0.9)	4.7	(0.9)	7.0	(1.0)	-2.1	(0.8)	-5.4	(1.1)	13.2	(1.0)	9.0	(0.8)	21.6	(0.9)	0.0	(0.8)	4.6	(0.9)	-2.3	(0.9)			Schweden	25.5	(1.9)	11.4	(1.6)	3.8	(1.9)	-2.1	(1.5)	-7.1	(2.1)	7.4	(2.2)	15.3	(1.5)	21.1	(1.7)	4.5	(1.6)	-0.8	(1.5)	-2.2	(2.0)			Schweiz	19.5	(1.1)	6.3	(1.2)	3.8	(1.2)	-8.7	(1.5)	-5.7	(1.6)	4.8	(1.4)	14.2	(1.2)	18.3	(1.4)	-1.4	(1.1)	1.2	(1.3)	-4.3	(1.3)			Türkei	12.0	(1.8)	-5.4	(1.9)	3.2	(1.5)	-6.3	(1.7)	0.3	(1.8)	10.4	(2.4)	7.8	(1.3)	10.8	(1.6)	1.4	(1.2)	-0.4	(1.5)	1.3	(1.6)			Ver. Königreich	29.6	(1.5)	-3.7	(1.5)	8.2	(1.5)	-11.4	(1.6)	-5.9	(1.5)	15.1	(1.8)	8.1	(1.5)	15.9	(1.3)	4.9	(1.4)	5.5	(1.3)	-1.3	(1.5)			Ver. Staaten	25.9	(2.0)	-2.3	(2.5)	6.3	(2.2)	-12.6	(2.2)	-9.8	(2.3)	17.2	(2.3)	8.3	(2.0)	13.8	(2.1)	1.0	(1.6)	7.9	(1.6)	0.0	(1.6)			OECD-Durchschnitt	21.3	(0.3)	2.1	(0.3)	5.4	(0.3)	-8.9	(0.3)	-4.8	(0.3)	10.7	(0.3)	9.5	(0.3)	17.3	(0.3)	2.6	(0.2)	1.7	(0.3)	-2.2	(0.3)			Partnerländer																								Albanien	27.6	(2.9)	-0.8	(2.6)	0.1	(1.6)	0.8	(2.4)	-5.9	(2.7)	18.8	(3.0)	19.0	(2.0)	11.5	(2.1)	5.4	(2.1)	5.2	(2.2)	-1.1	(2.0)			Argentinien	18.9	(2.6)	2.8	(1.3)	3.4	(1.4)	-3.9	(1.7)	-4.4	(1.7)	14.1	(1.8)	8.5	(2.0)	14.9	(1.9)	-3.2	(1.7)	0.0	(1.7)	-1.9	(1.8)			Aserbaidschan	14.2	(2.0)	0.9	(0.9)	0.0	(0.6)	-0.1	(1.6)	-1.2	(1.8)	8.0	(1.7)	7.7	(1.8)	1.4	(1.5)	-1.6	(1.5)	6.1	(1.6)	2.5	(1.0)			Brasilien	15.1	(1.3)	-0.8	(1.2)	3.1	(0.8)	-2.9	(1.4)	-5.8	(1.2)	11.3	(1.5)	8.9	(1.0)	14.1	(1.2)	3.7	(1.0)	4.1	(1.4)	-2.0	(1.2)			Bulgarien	10.8	(2.9)	3.2	(1.5)	9.0	(1.3)	-3.7	(2.0)	-8.4	(1.8)	11.0	(2.2)	10.5	(1.9)	18.4	(1.9)	1.0	(1.4)	5.0	(1.8)	1.8	(1.6)			Kolumbien	11.4	(2.1)	-0.5	(1.3)	6.3	(1.5)	-8.0	(1.5)	-2.3	(2.0)	8.7	(1.7)	12.5	(2.0)	15.6	(1.9)	-1.7	(1.5)	12.1	(1.8)	1.2	(1.8)			Kroatien	14.1	(1.4)	5.1	(1.5)	4.2	(1.1)	-3.2	(1.7)	-6.6	(2.1)	2.1	(2.0)	11.0	(1.3)	17.6	(1.3)	-4.7	(1.6)	4.5	(1.6)	2.8	(1.5)			Dubai (VAE)	22.4	(1.5)	-3.4	(1.0)	3.9	(1.0)	-8.8	(1.5)	-3.9	(1.4)	11.8	(1.4)	10.6	(1.2)	15.1	(1.2)	5.4	(1.2)	3.8	(1.3)	-2.7	(1.1)			Hongkong (China)	22.6	(2.0)	0.9	(1.4)	2.4	(1.4)	-8.0	(2.0)	-8.4	(1.4)	14.4	(1.7)	9.4	(1.0)	10.8	(1.0)	0.8	(1.4)	3.5	(1.5)	1.4	(1.5)			Indonesien	17.2	(2.1)	1.9	(0.8)	3.2	(1.5)	0.6	(1.6)	4.3	(1.6)	8.4	(1.0)	5.9	(1.0)	-3.2	(1.4)	1.2	(1.4)	-2.1	(1.1)			Jordanien	12.2	(2.0)	-0.4	(1.1)	4.3	(1.0)	0.6	(2.0)	2.4	(2.0)	11.4	(1.9)	7.1	(1.4)	12.6	(1.5)	6.4	(1.3)	4.7	(1.7)	0.4	(1.4)			Kasachstan	16.0	(2.4)	-5.0	(1.3)	3.0	(0.8)	-6.2	(2.2)	-5.8	(1.9)	10.3	(2.1)	15.7	(1.2)	18.4	(1.6)	2.3	(1.6)	10.0	(1.6)	3.3	(1.3)			Kirgisistan	24.7	(2.8)	1.7	(1.4)	-1.0	(0.8)	2.1	(1.8)	-4.4	(2.2)	11.0	(2.1)	12.9	(1.8)	10.3	(1.7)	1.3	(1.7)	13.3	(1.7)	1.1	(1.4)			Lettland	26.2	(2.3)	1.9	(2.5)	4.6	(2.0)	-11.3	(2.3)	-4.4	(2.1)	9.0	(2.2)	11.4	(1.6)	19.9	(1.7)	5.3	(1.7)	4.8	(2.0)	-2.9	(1.8)			Litauen	20.4	(1.4)	4.3	(1.4)	9.1	(1.2)	-13.7	(2.1)	-9.4	(1.6)	11.4	(2.0)	11.3	(1.6)	16.6	(1.6)	2.1	(1.1)	4.6	(1.6)	-1.5	(1.6)			Macau (China)	c	c	c	c	c	c	c	c	c	c	c	c	c	c	c	c	c	c	c	c	c	c			Montenegro	c	c	c	c	c	c	c	c	c	c	c	c	c	c	c	c	c	c	c	c	c	c			Panama	9.4	(3.1)	3.1	(1.6)	1.1	(1.3)	1.5	(2.0)	-4.6	(2.7)	10.1	(2.6)	5.9	(2.4)	10.4	(2.0)	3.6	(1.8)	6.9	(2.4)	-1.7	(1.7)			Peru	15.7	(2.1)	1.6	(1.4)	2.4	(1.2)	-9.3	(1.8)	-1.4	(1.9)	5.8	(1.9)	7.6	(1.7)	13.0	(1.8)	3.4	(1.6)	11.5	(2.0)	0.4	(1.6)			Katar	17.6	(1.4)	1.1	(0.8)	4.3	(0.8)	-4.1	(1.3)	-5.9	(1.3)	13.1	(1.3)	7.8	(1.1)	9.3	(1.2)	6.0	(0.8)	4.1	(1.0)	-3.7	(0.8)																																																																																																																																																																																																																																																																																																																																																														
Irland	29.9	(1.9)	-4.7	(2.1)	7.9	(1.7)	-5.6	(1.8)	-4.8	(1.4)	8.7	(1.9)	12.6	(1.9)	17.4	(1.5)	5.3	(2.0)	5.5	(1.7)	-4.9	(1.7)			Israel	18.2	(2.3)	4.3	(1.6)	8.5	(1.6)	-11.0	(1.9)	-6.5	(1.7)	12.2	(2.1)	6.5	(1.9)	15.8	(1.9)	2.3	(1.5)	1.1	(2.0)	-4.4	(1.8)			Italien	16.5	(0.9)	3.8	(1.0)	4.2	(0.7)	-9.7	(0.8)	-3.1	(0.8)	7.6	(1.0)	7.8	(0.9)	14.7	(0.9)	0.3	(0.8)	1.7	(0.7)	-1.5	(0.9)			Japan	19.7	(1.5)	0.5	(1.2)	5.2	(1.8)	-6.4	(1.4)	-3.9	(1.5)	11.9	(1.8)	8.3	(1.4)	18.9	(1.7)	5.0	(1.3)	2.7	(1.6)	-1.8	(1.4)			Korea	22.4	(3.7)	0.9	(3.0)	5.9	(2.8)	1.7	(2.8)	1.6	(2.3)	9.9	(2.7)	11.2	(2.3)	21.4	(1.9)	4.4	(2.4)	1.3	(2.1)	-3.8	(2.3)			Luxemburg	c	c	c	c	c	c	c	c	c	c	c	c	c	c	c	c	c	c	c	c	c	c			Mexiko	11.6	(1.1)	-1.1	(0.8)	2.4	(1.0)	-7.7	(1.0)	-5.1	(1.0)	10.8	(1.2)	6.6	(0.8)	15.3	(0.9)	4.5	(0.9)	4.2	(1.0)	1.8	(1.0)			Niederlande	12.3	(1.5)	6.7	(1.0)	2.9	(1.4)	-11.0	(1.1)	-3.4	(1.2)	6.2	(1.4)	7.0	(1.1)	9.6	(1.0)	0.8	(1.3)	-0.8	(1.1)	-4.8	(1.1)			Neuseeland	33.1	(1.8)	-7.7	(2.5)	10.9	(2.1)	-13.1	(1.9)	-11.8	(2.1)	18.6	(2.3)	8.3	(1.8)	22.0	(1.4)	2.6	(1.8)	4.7	(2.0)	-0.3	(1.8)			Norwegen	27.2	(1.9)	5.8	(1.8)	-0.9	(1.8)	-16.8	(2.0)	1.5	(1.9)	12.8	(2.6)	12.4	(1.5)	23.3	(1.7)	7.4	(1.6)	0.9	(1.6)	-4.3	(1.8)			Polen	19.6	(1.4)	7.0	(1.8)	7.6	(1.4)	-6.9	(2.1)	-7.5	(2.1)	15.3	(1.7)	8.8	(1.6)	25.2	(1.5)	-1.1	(1.6)	1.0	(1.6)	4.7	(1.6)			Portugal	14.7	(1.6)	-0.8	(1.6)	3.2	(1.4)	-7.9	(1.5)	-5.2	(1.9)	17.9	(1.9)	9.9	(1.2)	18.5	(1.3)	-1.2	(1.3)	4.0	(1.4)	-1.9	(1.4)			Slowak. Rep.	17.9	(1.6)	4.2	(1.4)	9.3	(1.4)	-10.0	(1.1)	-6.9	(1.7)	11.4	(1.9)	7.3	(1.5)	18.1	(1.4)	1.4	(1.4)	1.5	(1.4)	-2.9	(1.6)			Slowenien	10.7	(1.3)	4.3	(1.3)	3.5	(0.9)	-10.8	(1.3)	-4.9	(1.2)	8.3	(1.4)	5.4	(1.1)	10.6	(1.0)	1.1	(1.1)	-0.4	(1.0)	2.5	(1.1)			Spanien	21.8	(0.9)	4.7	(0.9)	7.0	(1.0)	-2.1	(0.8)	-5.4	(1.1)	13.2	(1.0)	9.0	(0.8)	21.6	(0.9)	0.0	(0.8)	4.6	(0.9)	-2.3	(0.9)			Schweden	25.5	(1.9)	11.4	(1.6)	3.8	(1.9)	-2.1	(1.5)	-7.1	(2.1)	7.4	(2.2)	15.3	(1.5)	21.1	(1.7)	4.5	(1.6)	-0.8	(1.5)	-2.2	(2.0)			Schweiz	19.5	(1.1)	6.3	(1.2)	3.8	(1.2)	-8.7	(1.5)	-5.7	(1.6)	4.8	(1.4)	14.2	(1.2)	18.3	(1.4)	-1.4	(1.1)	1.2	(1.3)	-4.3	(1.3)			Türkei	12.0	(1.8)	-5.4	(1.9)	3.2	(1.5)	-6.3	(1.7)	0.3	(1.8)	10.4	(2.4)	7.8	(1.3)	10.8	(1.6)	1.4	(1.2)	-0.4	(1.5)	1.3	(1.6)			Ver. Königreich	29.6	(1.5)	-3.7	(1.5)	8.2	(1.5)	-11.4	(1.6)	-5.9	(1.5)	15.1	(1.8)	8.1	(1.5)	15.9	(1.3)	4.9	(1.4)	5.5	(1.3)	-1.3	(1.5)			Ver. Staaten	25.9	(2.0)	-2.3	(2.5)	6.3	(2.2)	-12.6	(2.2)	-9.8	(2.3)	17.2	(2.3)	8.3	(2.0)	13.8	(2.1)	1.0	(1.6)	7.9	(1.6)	0.0	(1.6)			OECD-Durchschnitt	21.3	(0.3)	2.1	(0.3)	5.4	(0.3)	-8.9	(0.3)	-4.8	(0.3)	10.7	(0.3)	9.5	(0.3)	17.3	(0.3)	2.6	(0.2)	1.7	(0.3)	-2.2	(0.3)			Partnerländer																								Albanien	27.6	(2.9)	-0.8	(2.6)	0.1	(1.6)	0.8	(2.4)	-5.9	(2.7)	18.8	(3.0)	19.0	(2.0)	11.5	(2.1)	5.4	(2.1)	5.2	(2.2)	-1.1	(2.0)			Argentinien	18.9	(2.6)	2.8	(1.3)	3.4	(1.4)	-3.9	(1.7)	-4.4	(1.7)	14.1	(1.8)	8.5	(2.0)	14.9	(1.9)	-3.2	(1.7)	0.0	(1.7)	-1.9	(1.8)			Aserbaidschan	14.2	(2.0)	0.9	(0.9)	0.0	(0.6)	-0.1	(1.6)	-1.2	(1.8)	8.0	(1.7)	7.7	(1.8)	1.4	(1.5)	-1.6	(1.5)	6.1	(1.6)	2.5	(1.0)			Brasilien	15.1	(1.3)	-0.8	(1.2)	3.1	(0.8)	-2.9	(1.4)	-5.8	(1.2)	11.3	(1.5)	8.9	(1.0)	14.1	(1.2)	3.7	(1.0)	4.1	(1.4)	-2.0	(1.2)			Bulgarien	10.8	(2.9)	3.2	(1.5)	9.0	(1.3)	-3.7	(2.0)	-8.4	(1.8)	11.0	(2.2)	10.5	(1.9)	18.4	(1.9)	1.0	(1.4)	5.0	(1.8)	1.8	(1.6)			Kolumbien	11.4	(2.1)	-0.5	(1.3)	6.3	(1.5)	-8.0	(1.5)	-2.3	(2.0)	8.7	(1.7)	12.5	(2.0)	15.6	(1.9)	-1.7	(1.5)	12.1	(1.8)	1.2	(1.8)			Kroatien	14.1	(1.4)	5.1	(1.5)	4.2	(1.1)	-3.2	(1.7)	-6.6	(2.1)	2.1	(2.0)	11.0	(1.3)	17.6	(1.3)	-4.7	(1.6)	4.5	(1.6)	2.8	(1.5)			Dubai (VAE)	22.4	(1.5)	-3.4	(1.0)	3.9	(1.0)	-8.8	(1.5)	-3.9	(1.4)	11.8	(1.4)	10.6	(1.2)	15.1	(1.2)	5.4	(1.2)	3.8	(1.3)	-2.7	(1.1)			Hongkong (China)	22.6	(2.0)	0.9	(1.4)	2.4	(1.4)	-8.0	(2.0)	-8.4	(1.4)	14.4	(1.7)	9.4	(1.0)	10.8	(1.0)	0.8	(1.4)	3.5	(1.5)	1.4	(1.5)			Indonesien	17.2	(2.1)	1.9	(0.8)	3.2	(1.5)	0.6	(1.6)	4.3	(1.6)	8.4	(1.0)	5.9	(1.0)	-3.2	(1.4)	1.2	(1.4)	-2.1	(1.1)			Jordanien	12.2	(2.0)	-0.4	(1.1)	4.3	(1.0)	0.6	(2.0)	2.4	(2.0)	11.4	(1.9)	7.1	(1.4)	12.6	(1.5)	6.4	(1.3)	4.7	(1.7)	0.4	(1.4)			Kasachstan	16.0	(2.4)	-5.0	(1.3)	3.0	(0.8)	-6.2	(2.2)	-5.8	(1.9)	10.3	(2.1)	15.7	(1.2)	18.4	(1.6)	2.3	(1.6)	10.0	(1.6)	3.3	(1.3)			Kirgisistan	24.7	(2.8)	1.7	(1.4)	-1.0	(0.8)	2.1	(1.8)	-4.4	(2.2)	11.0	(2.1)	12.9	(1.8)	10.3	(1.7)	1.3	(1.7)	13.3	(1.7)	1.1	(1.4)			Lettland	26.2	(2.3)	1.9	(2.5)	4.6	(2.0)	-11.3	(2.3)	-4.4	(2.1)	9.0	(2.2)	11.4	(1.6)	19.9	(1.7)	5.3	(1.7)	4.8	(2.0)	-2.9	(1.8)			Litauen	20.4	(1.4)	4.3	(1.4)	9.1	(1.2)	-13.7	(2.1)	-9.4	(1.6)	11.4	(2.0)	11.3	(1.6)	16.6	(1.6)	2.1	(1.1)	4.6	(1.6)	-1.5	(1.6)			Macau (China)	c	c	c	c	c	c	c	c	c	c	c	c	c	c	c	c	c	c	c	c	c	c			Montenegro	c	c	c	c	c	c	c	c	c	c	c	c	c	c	c	c	c	c	c	c	c	c			Panama	9.4	(3.1)	3.1	(1.6)	1.1	(1.3)	1.5	(2.0)	-4.6	(2.7)	10.1	(2.6)	5.9	(2.4)	10.4	(2.0)	3.6	(1.8)	6.9	(2.4)	-1.7	(1.7)			Peru	15.7	(2.1)	1.6	(1.4)	2.4	(1.2)	-9.3	(1.8)	-1.4	(1.9)	5.8	(1.9)	7.6	(1.7)	13.0	(1.8)	3.4	(1.6)	11.5	(2.0)	0.4	(1.6)			Katar	17.6	(1.4)	1.1	(0.8)	4.3	(0.8)	-4.1	(1.3)	-5.9	(1.3)	13.1	(1.3)	7.8	(1.1)	9.3	(1.2)	6.0	(0.8)	4.1	(1.0)	-3.7	(0.8)																																																																																																																																																																																																																																																																																																																																																																																							
Israel	18.2	(2.3)	4.3	(1.6)	8.5	(1.6)	-11.0	(1.9)	-6.5	(1.7)	12.2	(2.1)	6.5	(1.9)	15.8	(1.9)	2.3	(1.5)	1.1	(2.0)	-4.4	(1.8)			Italien	16.5	(0.9)	3.8	(1.0)	4.2	(0.7)	-9.7	(0.8)	-3.1	(0.8)	7.6	(1.0)	7.8	(0.9)	14.7	(0.9)	0.3	(0.8)	1.7	(0.7)	-1.5	(0.9)			Japan	19.7	(1.5)	0.5	(1.2)	5.2	(1.8)	-6.4	(1.4)	-3.9	(1.5)	11.9	(1.8)	8.3	(1.4)	18.9	(1.7)	5.0	(1.3)	2.7	(1.6)	-1.8	(1.4)			Korea	22.4	(3.7)	0.9	(3.0)	5.9	(2.8)	1.7	(2.8)	1.6	(2.3)	9.9	(2.7)	11.2	(2.3)	21.4	(1.9)	4.4	(2.4)	1.3	(2.1)	-3.8	(2.3)			Luxemburg	c	c	c	c	c	c	c	c	c	c	c	c	c	c	c	c	c	c	c	c	c	c			Mexiko	11.6	(1.1)	-1.1	(0.8)	2.4	(1.0)	-7.7	(1.0)	-5.1	(1.0)	10.8	(1.2)	6.6	(0.8)	15.3	(0.9)	4.5	(0.9)	4.2	(1.0)	1.8	(1.0)			Niederlande	12.3	(1.5)	6.7	(1.0)	2.9	(1.4)	-11.0	(1.1)	-3.4	(1.2)	6.2	(1.4)	7.0	(1.1)	9.6	(1.0)	0.8	(1.3)	-0.8	(1.1)	-4.8	(1.1)			Neuseeland	33.1	(1.8)	-7.7	(2.5)	10.9	(2.1)	-13.1	(1.9)	-11.8	(2.1)	18.6	(2.3)	8.3	(1.8)	22.0	(1.4)	2.6	(1.8)	4.7	(2.0)	-0.3	(1.8)			Norwegen	27.2	(1.9)	5.8	(1.8)	-0.9	(1.8)	-16.8	(2.0)	1.5	(1.9)	12.8	(2.6)	12.4	(1.5)	23.3	(1.7)	7.4	(1.6)	0.9	(1.6)	-4.3	(1.8)			Polen	19.6	(1.4)	7.0	(1.8)	7.6	(1.4)	-6.9	(2.1)	-7.5	(2.1)	15.3	(1.7)	8.8	(1.6)	25.2	(1.5)	-1.1	(1.6)	1.0	(1.6)	4.7	(1.6)			Portugal	14.7	(1.6)	-0.8	(1.6)	3.2	(1.4)	-7.9	(1.5)	-5.2	(1.9)	17.9	(1.9)	9.9	(1.2)	18.5	(1.3)	-1.2	(1.3)	4.0	(1.4)	-1.9	(1.4)			Slowak. Rep.	17.9	(1.6)	4.2	(1.4)	9.3	(1.4)	-10.0	(1.1)	-6.9	(1.7)	11.4	(1.9)	7.3	(1.5)	18.1	(1.4)	1.4	(1.4)	1.5	(1.4)	-2.9	(1.6)			Slowenien	10.7	(1.3)	4.3	(1.3)	3.5	(0.9)	-10.8	(1.3)	-4.9	(1.2)	8.3	(1.4)	5.4	(1.1)	10.6	(1.0)	1.1	(1.1)	-0.4	(1.0)	2.5	(1.1)			Spanien	21.8	(0.9)	4.7	(0.9)	7.0	(1.0)	-2.1	(0.8)	-5.4	(1.1)	13.2	(1.0)	9.0	(0.8)	21.6	(0.9)	0.0	(0.8)	4.6	(0.9)	-2.3	(0.9)			Schweden	25.5	(1.9)	11.4	(1.6)	3.8	(1.9)	-2.1	(1.5)	-7.1	(2.1)	7.4	(2.2)	15.3	(1.5)	21.1	(1.7)	4.5	(1.6)	-0.8	(1.5)	-2.2	(2.0)			Schweiz	19.5	(1.1)	6.3	(1.2)	3.8	(1.2)	-8.7	(1.5)	-5.7	(1.6)	4.8	(1.4)	14.2	(1.2)	18.3	(1.4)	-1.4	(1.1)	1.2	(1.3)	-4.3	(1.3)			Türkei	12.0	(1.8)	-5.4	(1.9)	3.2	(1.5)	-6.3	(1.7)	0.3	(1.8)	10.4	(2.4)	7.8	(1.3)	10.8	(1.6)	1.4	(1.2)	-0.4	(1.5)	1.3	(1.6)			Ver. Königreich	29.6	(1.5)	-3.7	(1.5)	8.2	(1.5)	-11.4	(1.6)	-5.9	(1.5)	15.1	(1.8)	8.1	(1.5)	15.9	(1.3)	4.9	(1.4)	5.5	(1.3)	-1.3	(1.5)			Ver. Staaten	25.9	(2.0)	-2.3	(2.5)	6.3	(2.2)	-12.6	(2.2)	-9.8	(2.3)	17.2	(2.3)	8.3	(2.0)	13.8	(2.1)	1.0	(1.6)	7.9	(1.6)	0.0	(1.6)			OECD-Durchschnitt	21.3	(0.3)	2.1	(0.3)	5.4	(0.3)	-8.9	(0.3)	-4.8	(0.3)	10.7	(0.3)	9.5	(0.3)	17.3	(0.3)	2.6	(0.2)	1.7	(0.3)	-2.2	(0.3)			Partnerländer																								Albanien	27.6	(2.9)	-0.8	(2.6)	0.1	(1.6)	0.8	(2.4)	-5.9	(2.7)	18.8	(3.0)	19.0	(2.0)	11.5	(2.1)	5.4	(2.1)	5.2	(2.2)	-1.1	(2.0)			Argentinien	18.9	(2.6)	2.8	(1.3)	3.4	(1.4)	-3.9	(1.7)	-4.4	(1.7)	14.1	(1.8)	8.5	(2.0)	14.9	(1.9)	-3.2	(1.7)	0.0	(1.7)	-1.9	(1.8)			Aserbaidschan	14.2	(2.0)	0.9	(0.9)	0.0	(0.6)	-0.1	(1.6)	-1.2	(1.8)	8.0	(1.7)	7.7	(1.8)	1.4	(1.5)	-1.6	(1.5)	6.1	(1.6)	2.5	(1.0)			Brasilien	15.1	(1.3)	-0.8	(1.2)	3.1	(0.8)	-2.9	(1.4)	-5.8	(1.2)	11.3	(1.5)	8.9	(1.0)	14.1	(1.2)	3.7	(1.0)	4.1	(1.4)	-2.0	(1.2)			Bulgarien	10.8	(2.9)	3.2	(1.5)	9.0	(1.3)	-3.7	(2.0)	-8.4	(1.8)	11.0	(2.2)	10.5	(1.9)	18.4	(1.9)	1.0	(1.4)	5.0	(1.8)	1.8	(1.6)			Kolumbien	11.4	(2.1)	-0.5	(1.3)	6.3	(1.5)	-8.0	(1.5)	-2.3	(2.0)	8.7	(1.7)	12.5	(2.0)	15.6	(1.9)	-1.7	(1.5)	12.1	(1.8)	1.2	(1.8)			Kroatien	14.1	(1.4)	5.1	(1.5)	4.2	(1.1)	-3.2	(1.7)	-6.6	(2.1)	2.1	(2.0)	11.0	(1.3)	17.6	(1.3)	-4.7	(1.6)	4.5	(1.6)	2.8	(1.5)			Dubai (VAE)	22.4	(1.5)	-3.4	(1.0)	3.9	(1.0)	-8.8	(1.5)	-3.9	(1.4)	11.8	(1.4)	10.6	(1.2)	15.1	(1.2)	5.4	(1.2)	3.8	(1.3)	-2.7	(1.1)			Hongkong (China)	22.6	(2.0)	0.9	(1.4)	2.4	(1.4)	-8.0	(2.0)	-8.4	(1.4)	14.4	(1.7)	9.4	(1.0)	10.8	(1.0)	0.8	(1.4)	3.5	(1.5)	1.4	(1.5)			Indonesien	17.2	(2.1)	1.9	(0.8)	3.2	(1.5)	0.6	(1.6)	4.3	(1.6)	8.4	(1.0)	5.9	(1.0)	-3.2	(1.4)	1.2	(1.4)	-2.1	(1.1)			Jordanien	12.2	(2.0)	-0.4	(1.1)	4.3	(1.0)	0.6	(2.0)	2.4	(2.0)	11.4	(1.9)	7.1	(1.4)	12.6	(1.5)	6.4	(1.3)	4.7	(1.7)	0.4	(1.4)			Kasachstan	16.0	(2.4)	-5.0	(1.3)	3.0	(0.8)	-6.2	(2.2)	-5.8	(1.9)	10.3	(2.1)	15.7	(1.2)	18.4	(1.6)	2.3	(1.6)	10.0	(1.6)	3.3	(1.3)			Kirgisistan	24.7	(2.8)	1.7	(1.4)	-1.0	(0.8)	2.1	(1.8)	-4.4	(2.2)	11.0	(2.1)	12.9	(1.8)	10.3	(1.7)	1.3	(1.7)	13.3	(1.7)	1.1	(1.4)			Lettland	26.2	(2.3)	1.9	(2.5)	4.6	(2.0)	-11.3	(2.3)	-4.4	(2.1)	9.0	(2.2)	11.4	(1.6)	19.9	(1.7)	5.3	(1.7)	4.8	(2.0)	-2.9	(1.8)			Litauen	20.4	(1.4)	4.3	(1.4)	9.1	(1.2)	-13.7	(2.1)	-9.4	(1.6)	11.4	(2.0)	11.3	(1.6)	16.6	(1.6)	2.1	(1.1)	4.6	(1.6)	-1.5	(1.6)			Macau (China)	c	c	c	c	c	c	c	c	c	c	c	c	c	c	c	c	c	c	c	c	c	c			Montenegro	c	c	c	c	c	c	c	c	c	c	c	c	c	c	c	c	c	c	c	c	c	c			Panama	9.4	(3.1)	3.1	(1.6)	1.1	(1.3)	1.5	(2.0)	-4.6	(2.7)	10.1	(2.6)	5.9	(2.4)	10.4	(2.0)	3.6	(1.8)	6.9	(2.4)	-1.7	(1.7)			Peru	15.7	(2.1)	1.6	(1.4)	2.4	(1.2)	-9.3	(1.8)	-1.4	(1.9)	5.8	(1.9)	7.6	(1.7)	13.0	(1.8)	3.4	(1.6)	11.5	(2.0)	0.4	(1.6)			Katar	17.6	(1.4)	1.1	(0.8)	4.3	(0.8)	-4.1	(1.3)	-5.9	(1.3)	13.1	(1.3)	7.8	(1.1)	9.3	(1.2)	6.0	(0.8)	4.1	(1.0)	-3.7	(0.8)																																																																																																																																																																																																																																																																																																																																																																																																																
Italien	16.5	(0.9)	3.8	(1.0)	4.2	(0.7)	-9.7	(0.8)	-3.1	(0.8)	7.6	(1.0)	7.8	(0.9)	14.7	(0.9)	0.3	(0.8)	1.7	(0.7)	-1.5	(0.9)			Japan	19.7	(1.5)	0.5	(1.2)	5.2	(1.8)	-6.4	(1.4)	-3.9	(1.5)	11.9	(1.8)	8.3	(1.4)	18.9	(1.7)	5.0	(1.3)	2.7	(1.6)	-1.8	(1.4)			Korea	22.4	(3.7)	0.9	(3.0)	5.9	(2.8)	1.7	(2.8)	1.6	(2.3)	9.9	(2.7)	11.2	(2.3)	21.4	(1.9)	4.4	(2.4)	1.3	(2.1)	-3.8	(2.3)			Luxemburg	c	c	c	c	c	c	c	c	c	c	c	c	c	c	c	c	c	c	c	c	c	c			Mexiko	11.6	(1.1)	-1.1	(0.8)	2.4	(1.0)	-7.7	(1.0)	-5.1	(1.0)	10.8	(1.2)	6.6	(0.8)	15.3	(0.9)	4.5	(0.9)	4.2	(1.0)	1.8	(1.0)			Niederlande	12.3	(1.5)	6.7	(1.0)	2.9	(1.4)	-11.0	(1.1)	-3.4	(1.2)	6.2	(1.4)	7.0	(1.1)	9.6	(1.0)	0.8	(1.3)	-0.8	(1.1)	-4.8	(1.1)			Neuseeland	33.1	(1.8)	-7.7	(2.5)	10.9	(2.1)	-13.1	(1.9)	-11.8	(2.1)	18.6	(2.3)	8.3	(1.8)	22.0	(1.4)	2.6	(1.8)	4.7	(2.0)	-0.3	(1.8)			Norwegen	27.2	(1.9)	5.8	(1.8)	-0.9	(1.8)	-16.8	(2.0)	1.5	(1.9)	12.8	(2.6)	12.4	(1.5)	23.3	(1.7)	7.4	(1.6)	0.9	(1.6)	-4.3	(1.8)			Polen	19.6	(1.4)	7.0	(1.8)	7.6	(1.4)	-6.9	(2.1)	-7.5	(2.1)	15.3	(1.7)	8.8	(1.6)	25.2	(1.5)	-1.1	(1.6)	1.0	(1.6)	4.7	(1.6)			Portugal	14.7	(1.6)	-0.8	(1.6)	3.2	(1.4)	-7.9	(1.5)	-5.2	(1.9)	17.9	(1.9)	9.9	(1.2)	18.5	(1.3)	-1.2	(1.3)	4.0	(1.4)	-1.9	(1.4)			Slowak. Rep.	17.9	(1.6)	4.2	(1.4)	9.3	(1.4)	-10.0	(1.1)	-6.9	(1.7)	11.4	(1.9)	7.3	(1.5)	18.1	(1.4)	1.4	(1.4)	1.5	(1.4)	-2.9	(1.6)			Slowenien	10.7	(1.3)	4.3	(1.3)	3.5	(0.9)	-10.8	(1.3)	-4.9	(1.2)	8.3	(1.4)	5.4	(1.1)	10.6	(1.0)	1.1	(1.1)	-0.4	(1.0)	2.5	(1.1)			Spanien	21.8	(0.9)	4.7	(0.9)	7.0	(1.0)	-2.1	(0.8)	-5.4	(1.1)	13.2	(1.0)	9.0	(0.8)	21.6	(0.9)	0.0	(0.8)	4.6	(0.9)	-2.3	(0.9)			Schweden	25.5	(1.9)	11.4	(1.6)	3.8	(1.9)	-2.1	(1.5)	-7.1	(2.1)	7.4	(2.2)	15.3	(1.5)	21.1	(1.7)	4.5	(1.6)	-0.8	(1.5)	-2.2	(2.0)			Schweiz	19.5	(1.1)	6.3	(1.2)	3.8	(1.2)	-8.7	(1.5)	-5.7	(1.6)	4.8	(1.4)	14.2	(1.2)	18.3	(1.4)	-1.4	(1.1)	1.2	(1.3)	-4.3	(1.3)			Türkei	12.0	(1.8)	-5.4	(1.9)	3.2	(1.5)	-6.3	(1.7)	0.3	(1.8)	10.4	(2.4)	7.8	(1.3)	10.8	(1.6)	1.4	(1.2)	-0.4	(1.5)	1.3	(1.6)			Ver. Königreich	29.6	(1.5)	-3.7	(1.5)	8.2	(1.5)	-11.4	(1.6)	-5.9	(1.5)	15.1	(1.8)	8.1	(1.5)	15.9	(1.3)	4.9	(1.4)	5.5	(1.3)	-1.3	(1.5)			Ver. Staaten	25.9	(2.0)	-2.3	(2.5)	6.3	(2.2)	-12.6	(2.2)	-9.8	(2.3)	17.2	(2.3)	8.3	(2.0)	13.8	(2.1)	1.0	(1.6)	7.9	(1.6)	0.0	(1.6)			OECD-Durchschnitt	21.3	(0.3)	2.1	(0.3)	5.4	(0.3)	-8.9	(0.3)	-4.8	(0.3)	10.7	(0.3)	9.5	(0.3)	17.3	(0.3)	2.6	(0.2)	1.7	(0.3)	-2.2	(0.3)			Partnerländer																								Albanien	27.6	(2.9)	-0.8	(2.6)	0.1	(1.6)	0.8	(2.4)	-5.9	(2.7)	18.8	(3.0)	19.0	(2.0)	11.5	(2.1)	5.4	(2.1)	5.2	(2.2)	-1.1	(2.0)			Argentinien	18.9	(2.6)	2.8	(1.3)	3.4	(1.4)	-3.9	(1.7)	-4.4	(1.7)	14.1	(1.8)	8.5	(2.0)	14.9	(1.9)	-3.2	(1.7)	0.0	(1.7)	-1.9	(1.8)			Aserbaidschan	14.2	(2.0)	0.9	(0.9)	0.0	(0.6)	-0.1	(1.6)	-1.2	(1.8)	8.0	(1.7)	7.7	(1.8)	1.4	(1.5)	-1.6	(1.5)	6.1	(1.6)	2.5	(1.0)			Brasilien	15.1	(1.3)	-0.8	(1.2)	3.1	(0.8)	-2.9	(1.4)	-5.8	(1.2)	11.3	(1.5)	8.9	(1.0)	14.1	(1.2)	3.7	(1.0)	4.1	(1.4)	-2.0	(1.2)			Bulgarien	10.8	(2.9)	3.2	(1.5)	9.0	(1.3)	-3.7	(2.0)	-8.4	(1.8)	11.0	(2.2)	10.5	(1.9)	18.4	(1.9)	1.0	(1.4)	5.0	(1.8)	1.8	(1.6)			Kolumbien	11.4	(2.1)	-0.5	(1.3)	6.3	(1.5)	-8.0	(1.5)	-2.3	(2.0)	8.7	(1.7)	12.5	(2.0)	15.6	(1.9)	-1.7	(1.5)	12.1	(1.8)	1.2	(1.8)			Kroatien	14.1	(1.4)	5.1	(1.5)	4.2	(1.1)	-3.2	(1.7)	-6.6	(2.1)	2.1	(2.0)	11.0	(1.3)	17.6	(1.3)	-4.7	(1.6)	4.5	(1.6)	2.8	(1.5)			Dubai (VAE)	22.4	(1.5)	-3.4	(1.0)	3.9	(1.0)	-8.8	(1.5)	-3.9	(1.4)	11.8	(1.4)	10.6	(1.2)	15.1	(1.2)	5.4	(1.2)	3.8	(1.3)	-2.7	(1.1)			Hongkong (China)	22.6	(2.0)	0.9	(1.4)	2.4	(1.4)	-8.0	(2.0)	-8.4	(1.4)	14.4	(1.7)	9.4	(1.0)	10.8	(1.0)	0.8	(1.4)	3.5	(1.5)	1.4	(1.5)			Indonesien	17.2	(2.1)	1.9	(0.8)	3.2	(1.5)	0.6	(1.6)	4.3	(1.6)	8.4	(1.0)	5.9	(1.0)	-3.2	(1.4)	1.2	(1.4)	-2.1	(1.1)			Jordanien	12.2	(2.0)	-0.4	(1.1)	4.3	(1.0)	0.6	(2.0)	2.4	(2.0)	11.4	(1.9)	7.1	(1.4)	12.6	(1.5)	6.4	(1.3)	4.7	(1.7)	0.4	(1.4)			Kasachstan	16.0	(2.4)	-5.0	(1.3)	3.0	(0.8)	-6.2	(2.2)	-5.8	(1.9)	10.3	(2.1)	15.7	(1.2)	18.4	(1.6)	2.3	(1.6)	10.0	(1.6)	3.3	(1.3)			Kirgisistan	24.7	(2.8)	1.7	(1.4)	-1.0	(0.8)	2.1	(1.8)	-4.4	(2.2)	11.0	(2.1)	12.9	(1.8)	10.3	(1.7)	1.3	(1.7)	13.3	(1.7)	1.1	(1.4)			Lettland	26.2	(2.3)	1.9	(2.5)	4.6	(2.0)	-11.3	(2.3)	-4.4	(2.1)	9.0	(2.2)	11.4	(1.6)	19.9	(1.7)	5.3	(1.7)	4.8	(2.0)	-2.9	(1.8)			Litauen	20.4	(1.4)	4.3	(1.4)	9.1	(1.2)	-13.7	(2.1)	-9.4	(1.6)	11.4	(2.0)	11.3	(1.6)	16.6	(1.6)	2.1	(1.1)	4.6	(1.6)	-1.5	(1.6)			Macau (China)	c	c	c	c	c	c	c	c	c	c	c	c	c	c	c	c	c	c	c	c	c	c			Montenegro	c	c	c	c	c	c	c	c	c	c	c	c	c	c	c	c	c	c	c	c	c	c			Panama	9.4	(3.1)	3.1	(1.6)	1.1	(1.3)	1.5	(2.0)	-4.6	(2.7)	10.1	(2.6)	5.9	(2.4)	10.4	(2.0)	3.6	(1.8)	6.9	(2.4)	-1.7	(1.7)			Peru	15.7	(2.1)	1.6	(1.4)	2.4	(1.2)	-9.3	(1.8)	-1.4	(1.9)	5.8	(1.9)	7.6	(1.7)	13.0	(1.8)	3.4	(1.6)	11.5	(2.0)	0.4	(1.6)			Katar	17.6	(1.4)	1.1	(0.8)	4.3	(0.8)	-4.1	(1.3)	-5.9	(1.3)	13.1	(1.3)	7.8	(1.1)	9.3	(1.2)	6.0	(0.8)	4.1	(1.0)	-3.7	(0.8)																																																																																																																																																																																																																																																																																																																																																																																																																																									
Japan	19.7	(1.5)	0.5	(1.2)	5.2	(1.8)	-6.4	(1.4)	-3.9	(1.5)	11.9	(1.8)	8.3	(1.4)	18.9	(1.7)	5.0	(1.3)	2.7	(1.6)	-1.8	(1.4)			Korea	22.4	(3.7)	0.9	(3.0)	5.9	(2.8)	1.7	(2.8)	1.6	(2.3)	9.9	(2.7)	11.2	(2.3)	21.4	(1.9)	4.4	(2.4)	1.3	(2.1)	-3.8	(2.3)			Luxemburg	c	c	c	c	c	c	c	c	c	c	c	c	c	c	c	c	c	c	c	c	c	c			Mexiko	11.6	(1.1)	-1.1	(0.8)	2.4	(1.0)	-7.7	(1.0)	-5.1	(1.0)	10.8	(1.2)	6.6	(0.8)	15.3	(0.9)	4.5	(0.9)	4.2	(1.0)	1.8	(1.0)			Niederlande	12.3	(1.5)	6.7	(1.0)	2.9	(1.4)	-11.0	(1.1)	-3.4	(1.2)	6.2	(1.4)	7.0	(1.1)	9.6	(1.0)	0.8	(1.3)	-0.8	(1.1)	-4.8	(1.1)			Neuseeland	33.1	(1.8)	-7.7	(2.5)	10.9	(2.1)	-13.1	(1.9)	-11.8	(2.1)	18.6	(2.3)	8.3	(1.8)	22.0	(1.4)	2.6	(1.8)	4.7	(2.0)	-0.3	(1.8)			Norwegen	27.2	(1.9)	5.8	(1.8)	-0.9	(1.8)	-16.8	(2.0)	1.5	(1.9)	12.8	(2.6)	12.4	(1.5)	23.3	(1.7)	7.4	(1.6)	0.9	(1.6)	-4.3	(1.8)			Polen	19.6	(1.4)	7.0	(1.8)	7.6	(1.4)	-6.9	(2.1)	-7.5	(2.1)	15.3	(1.7)	8.8	(1.6)	25.2	(1.5)	-1.1	(1.6)	1.0	(1.6)	4.7	(1.6)			Portugal	14.7	(1.6)	-0.8	(1.6)	3.2	(1.4)	-7.9	(1.5)	-5.2	(1.9)	17.9	(1.9)	9.9	(1.2)	18.5	(1.3)	-1.2	(1.3)	4.0	(1.4)	-1.9	(1.4)			Slowak. Rep.	17.9	(1.6)	4.2	(1.4)	9.3	(1.4)	-10.0	(1.1)	-6.9	(1.7)	11.4	(1.9)	7.3	(1.5)	18.1	(1.4)	1.4	(1.4)	1.5	(1.4)	-2.9	(1.6)			Slowenien	10.7	(1.3)	4.3	(1.3)	3.5	(0.9)	-10.8	(1.3)	-4.9	(1.2)	8.3	(1.4)	5.4	(1.1)	10.6	(1.0)	1.1	(1.1)	-0.4	(1.0)	2.5	(1.1)			Spanien	21.8	(0.9)	4.7	(0.9)	7.0	(1.0)	-2.1	(0.8)	-5.4	(1.1)	13.2	(1.0)	9.0	(0.8)	21.6	(0.9)	0.0	(0.8)	4.6	(0.9)	-2.3	(0.9)			Schweden	25.5	(1.9)	11.4	(1.6)	3.8	(1.9)	-2.1	(1.5)	-7.1	(2.1)	7.4	(2.2)	15.3	(1.5)	21.1	(1.7)	4.5	(1.6)	-0.8	(1.5)	-2.2	(2.0)			Schweiz	19.5	(1.1)	6.3	(1.2)	3.8	(1.2)	-8.7	(1.5)	-5.7	(1.6)	4.8	(1.4)	14.2	(1.2)	18.3	(1.4)	-1.4	(1.1)	1.2	(1.3)	-4.3	(1.3)			Türkei	12.0	(1.8)	-5.4	(1.9)	3.2	(1.5)	-6.3	(1.7)	0.3	(1.8)	10.4	(2.4)	7.8	(1.3)	10.8	(1.6)	1.4	(1.2)	-0.4	(1.5)	1.3	(1.6)			Ver. Königreich	29.6	(1.5)	-3.7	(1.5)	8.2	(1.5)	-11.4	(1.6)	-5.9	(1.5)	15.1	(1.8)	8.1	(1.5)	15.9	(1.3)	4.9	(1.4)	5.5	(1.3)	-1.3	(1.5)			Ver. Staaten	25.9	(2.0)	-2.3	(2.5)	6.3	(2.2)	-12.6	(2.2)	-9.8	(2.3)	17.2	(2.3)	8.3	(2.0)	13.8	(2.1)	1.0	(1.6)	7.9	(1.6)	0.0	(1.6)			OECD-Durchschnitt	21.3	(0.3)	2.1	(0.3)	5.4	(0.3)	-8.9	(0.3)	-4.8	(0.3)	10.7	(0.3)	9.5	(0.3)	17.3	(0.3)	2.6	(0.2)	1.7	(0.3)	-2.2	(0.3)			Partnerländer																								Albanien	27.6	(2.9)	-0.8	(2.6)	0.1	(1.6)	0.8	(2.4)	-5.9	(2.7)	18.8	(3.0)	19.0	(2.0)	11.5	(2.1)	5.4	(2.1)	5.2	(2.2)	-1.1	(2.0)			Argentinien	18.9	(2.6)	2.8	(1.3)	3.4	(1.4)	-3.9	(1.7)	-4.4	(1.7)	14.1	(1.8)	8.5	(2.0)	14.9	(1.9)	-3.2	(1.7)	0.0	(1.7)	-1.9	(1.8)			Aserbaidschan	14.2	(2.0)	0.9	(0.9)	0.0	(0.6)	-0.1	(1.6)	-1.2	(1.8)	8.0	(1.7)	7.7	(1.8)	1.4	(1.5)	-1.6	(1.5)	6.1	(1.6)	2.5	(1.0)			Brasilien	15.1	(1.3)	-0.8	(1.2)	3.1	(0.8)	-2.9	(1.4)	-5.8	(1.2)	11.3	(1.5)	8.9	(1.0)	14.1	(1.2)	3.7	(1.0)	4.1	(1.4)	-2.0	(1.2)			Bulgarien	10.8	(2.9)	3.2	(1.5)	9.0	(1.3)	-3.7	(2.0)	-8.4	(1.8)	11.0	(2.2)	10.5	(1.9)	18.4	(1.9)	1.0	(1.4)	5.0	(1.8)	1.8	(1.6)			Kolumbien	11.4	(2.1)	-0.5	(1.3)	6.3	(1.5)	-8.0	(1.5)	-2.3	(2.0)	8.7	(1.7)	12.5	(2.0)	15.6	(1.9)	-1.7	(1.5)	12.1	(1.8)	1.2	(1.8)			Kroatien	14.1	(1.4)	5.1	(1.5)	4.2	(1.1)	-3.2	(1.7)	-6.6	(2.1)	2.1	(2.0)	11.0	(1.3)	17.6	(1.3)	-4.7	(1.6)	4.5	(1.6)	2.8	(1.5)			Dubai (VAE)	22.4	(1.5)	-3.4	(1.0)	3.9	(1.0)	-8.8	(1.5)	-3.9	(1.4)	11.8	(1.4)	10.6	(1.2)	15.1	(1.2)	5.4	(1.2)	3.8	(1.3)	-2.7	(1.1)			Hongkong (China)	22.6	(2.0)	0.9	(1.4)	2.4	(1.4)	-8.0	(2.0)	-8.4	(1.4)	14.4	(1.7)	9.4	(1.0)	10.8	(1.0)	0.8	(1.4)	3.5	(1.5)	1.4	(1.5)			Indonesien	17.2	(2.1)	1.9	(0.8)	3.2	(1.5)	0.6	(1.6)	4.3	(1.6)	8.4	(1.0)	5.9	(1.0)	-3.2	(1.4)	1.2	(1.4)	-2.1	(1.1)			Jordanien	12.2	(2.0)	-0.4	(1.1)	4.3	(1.0)	0.6	(2.0)	2.4	(2.0)	11.4	(1.9)	7.1	(1.4)	12.6	(1.5)	6.4	(1.3)	4.7	(1.7)	0.4	(1.4)			Kasachstan	16.0	(2.4)	-5.0	(1.3)	3.0	(0.8)	-6.2	(2.2)	-5.8	(1.9)	10.3	(2.1)	15.7	(1.2)	18.4	(1.6)	2.3	(1.6)	10.0	(1.6)	3.3	(1.3)			Kirgisistan	24.7	(2.8)	1.7	(1.4)	-1.0	(0.8)	2.1	(1.8)	-4.4	(2.2)	11.0	(2.1)	12.9	(1.8)	10.3	(1.7)	1.3	(1.7)	13.3	(1.7)	1.1	(1.4)			Lettland	26.2	(2.3)	1.9	(2.5)	4.6	(2.0)	-11.3	(2.3)	-4.4	(2.1)	9.0	(2.2)	11.4	(1.6)	19.9	(1.7)	5.3	(1.7)	4.8	(2.0)	-2.9	(1.8)			Litauen	20.4	(1.4)	4.3	(1.4)	9.1	(1.2)	-13.7	(2.1)	-9.4	(1.6)	11.4	(2.0)	11.3	(1.6)	16.6	(1.6)	2.1	(1.1)	4.6	(1.6)	-1.5	(1.6)			Macau (China)	c	c	c	c	c	c	c	c	c	c	c	c	c	c	c	c	c	c	c	c	c	c			Montenegro	c	c	c	c	c	c	c	c	c	c	c	c	c	c	c	c	c	c	c	c	c	c			Panama	9.4	(3.1)	3.1	(1.6)	1.1	(1.3)	1.5	(2.0)	-4.6	(2.7)	10.1	(2.6)	5.9	(2.4)	10.4	(2.0)	3.6	(1.8)	6.9	(2.4)	-1.7	(1.7)			Peru	15.7	(2.1)	1.6	(1.4)	2.4	(1.2)	-9.3	(1.8)	-1.4	(1.9)	5.8	(1.9)	7.6	(1.7)	13.0	(1.8)	3.4	(1.6)	11.5	(2.0)	0.4	(1.6)			Katar	17.6	(1.4)	1.1	(0.8)	4.3	(0.8)	-4.1	(1.3)	-5.9	(1.3)	13.1	(1.3)	7.8	(1.1)	9.3	(1.2)	6.0	(0.8)	4.1	(1.0)	-3.7	(0.8)																																																																																																																																																																																																																																																																																																																																																																																																																																																																		
Korea	22.4	(3.7)	0.9	(3.0)	5.9	(2.8)	1.7	(2.8)	1.6	(2.3)	9.9	(2.7)	11.2	(2.3)	21.4	(1.9)	4.4	(2.4)	1.3	(2.1)	-3.8	(2.3)			Luxemburg	c	c	c	c	c	c	c	c	c	c	c	c	c	c	c	c	c	c	c	c	c	c			Mexiko	11.6	(1.1)	-1.1	(0.8)	2.4	(1.0)	-7.7	(1.0)	-5.1	(1.0)	10.8	(1.2)	6.6	(0.8)	15.3	(0.9)	4.5	(0.9)	4.2	(1.0)	1.8	(1.0)			Niederlande	12.3	(1.5)	6.7	(1.0)	2.9	(1.4)	-11.0	(1.1)	-3.4	(1.2)	6.2	(1.4)	7.0	(1.1)	9.6	(1.0)	0.8	(1.3)	-0.8	(1.1)	-4.8	(1.1)			Neuseeland	33.1	(1.8)	-7.7	(2.5)	10.9	(2.1)	-13.1	(1.9)	-11.8	(2.1)	18.6	(2.3)	8.3	(1.8)	22.0	(1.4)	2.6	(1.8)	4.7	(2.0)	-0.3	(1.8)			Norwegen	27.2	(1.9)	5.8	(1.8)	-0.9	(1.8)	-16.8	(2.0)	1.5	(1.9)	12.8	(2.6)	12.4	(1.5)	23.3	(1.7)	7.4	(1.6)	0.9	(1.6)	-4.3	(1.8)			Polen	19.6	(1.4)	7.0	(1.8)	7.6	(1.4)	-6.9	(2.1)	-7.5	(2.1)	15.3	(1.7)	8.8	(1.6)	25.2	(1.5)	-1.1	(1.6)	1.0	(1.6)	4.7	(1.6)			Portugal	14.7	(1.6)	-0.8	(1.6)	3.2	(1.4)	-7.9	(1.5)	-5.2	(1.9)	17.9	(1.9)	9.9	(1.2)	18.5	(1.3)	-1.2	(1.3)	4.0	(1.4)	-1.9	(1.4)			Slowak. Rep.	17.9	(1.6)	4.2	(1.4)	9.3	(1.4)	-10.0	(1.1)	-6.9	(1.7)	11.4	(1.9)	7.3	(1.5)	18.1	(1.4)	1.4	(1.4)	1.5	(1.4)	-2.9	(1.6)			Slowenien	10.7	(1.3)	4.3	(1.3)	3.5	(0.9)	-10.8	(1.3)	-4.9	(1.2)	8.3	(1.4)	5.4	(1.1)	10.6	(1.0)	1.1	(1.1)	-0.4	(1.0)	2.5	(1.1)			Spanien	21.8	(0.9)	4.7	(0.9)	7.0	(1.0)	-2.1	(0.8)	-5.4	(1.1)	13.2	(1.0)	9.0	(0.8)	21.6	(0.9)	0.0	(0.8)	4.6	(0.9)	-2.3	(0.9)			Schweden	25.5	(1.9)	11.4	(1.6)	3.8	(1.9)	-2.1	(1.5)	-7.1	(2.1)	7.4	(2.2)	15.3	(1.5)	21.1	(1.7)	4.5	(1.6)	-0.8	(1.5)	-2.2	(2.0)			Schweiz	19.5	(1.1)	6.3	(1.2)	3.8	(1.2)	-8.7	(1.5)	-5.7	(1.6)	4.8	(1.4)	14.2	(1.2)	18.3	(1.4)	-1.4	(1.1)	1.2	(1.3)	-4.3	(1.3)			Türkei	12.0	(1.8)	-5.4	(1.9)	3.2	(1.5)	-6.3	(1.7)	0.3	(1.8)	10.4	(2.4)	7.8	(1.3)	10.8	(1.6)	1.4	(1.2)	-0.4	(1.5)	1.3	(1.6)			Ver. Königreich	29.6	(1.5)	-3.7	(1.5)	8.2	(1.5)	-11.4	(1.6)	-5.9	(1.5)	15.1	(1.8)	8.1	(1.5)	15.9	(1.3)	4.9	(1.4)	5.5	(1.3)	-1.3	(1.5)			Ver. Staaten	25.9	(2.0)	-2.3	(2.5)	6.3	(2.2)	-12.6	(2.2)	-9.8	(2.3)	17.2	(2.3)	8.3	(2.0)	13.8	(2.1)	1.0	(1.6)	7.9	(1.6)	0.0	(1.6)			OECD-Durchschnitt	21.3	(0.3)	2.1	(0.3)	5.4	(0.3)	-8.9	(0.3)	-4.8	(0.3)	10.7	(0.3)	9.5	(0.3)	17.3	(0.3)	2.6	(0.2)	1.7	(0.3)	-2.2	(0.3)			Partnerländer																								Albanien	27.6	(2.9)	-0.8	(2.6)	0.1	(1.6)	0.8	(2.4)	-5.9	(2.7)	18.8	(3.0)	19.0	(2.0)	11.5	(2.1)	5.4	(2.1)	5.2	(2.2)	-1.1	(2.0)			Argentinien	18.9	(2.6)	2.8	(1.3)	3.4	(1.4)	-3.9	(1.7)	-4.4	(1.7)	14.1	(1.8)	8.5	(2.0)	14.9	(1.9)	-3.2	(1.7)	0.0	(1.7)	-1.9	(1.8)			Aserbaidschan	14.2	(2.0)	0.9	(0.9)	0.0	(0.6)	-0.1	(1.6)	-1.2	(1.8)	8.0	(1.7)	7.7	(1.8)	1.4	(1.5)	-1.6	(1.5)	6.1	(1.6)	2.5	(1.0)			Brasilien	15.1	(1.3)	-0.8	(1.2)	3.1	(0.8)	-2.9	(1.4)	-5.8	(1.2)	11.3	(1.5)	8.9	(1.0)	14.1	(1.2)	3.7	(1.0)	4.1	(1.4)	-2.0	(1.2)			Bulgarien	10.8	(2.9)	3.2	(1.5)	9.0	(1.3)	-3.7	(2.0)	-8.4	(1.8)	11.0	(2.2)	10.5	(1.9)	18.4	(1.9)	1.0	(1.4)	5.0	(1.8)	1.8	(1.6)			Kolumbien	11.4	(2.1)	-0.5	(1.3)	6.3	(1.5)	-8.0	(1.5)	-2.3	(2.0)	8.7	(1.7)	12.5	(2.0)	15.6	(1.9)	-1.7	(1.5)	12.1	(1.8)	1.2	(1.8)			Kroatien	14.1	(1.4)	5.1	(1.5)	4.2	(1.1)	-3.2	(1.7)	-6.6	(2.1)	2.1	(2.0)	11.0	(1.3)	17.6	(1.3)	-4.7	(1.6)	4.5	(1.6)	2.8	(1.5)			Dubai (VAE)	22.4	(1.5)	-3.4	(1.0)	3.9	(1.0)	-8.8	(1.5)	-3.9	(1.4)	11.8	(1.4)	10.6	(1.2)	15.1	(1.2)	5.4	(1.2)	3.8	(1.3)	-2.7	(1.1)			Hongkong (China)	22.6	(2.0)	0.9	(1.4)	2.4	(1.4)	-8.0	(2.0)	-8.4	(1.4)	14.4	(1.7)	9.4	(1.0)	10.8	(1.0)	0.8	(1.4)	3.5	(1.5)	1.4	(1.5)			Indonesien	17.2	(2.1)	1.9	(0.8)	3.2	(1.5)	0.6	(1.6)	4.3	(1.6)	8.4	(1.0)	5.9	(1.0)	-3.2	(1.4)	1.2	(1.4)	-2.1	(1.1)			Jordanien	12.2	(2.0)	-0.4	(1.1)	4.3	(1.0)	0.6	(2.0)	2.4	(2.0)	11.4	(1.9)	7.1	(1.4)	12.6	(1.5)	6.4	(1.3)	4.7	(1.7)	0.4	(1.4)			Kasachstan	16.0	(2.4)	-5.0	(1.3)	3.0	(0.8)	-6.2	(2.2)	-5.8	(1.9)	10.3	(2.1)	15.7	(1.2)	18.4	(1.6)	2.3	(1.6)	10.0	(1.6)	3.3	(1.3)			Kirgisistan	24.7	(2.8)	1.7	(1.4)	-1.0	(0.8)	2.1	(1.8)	-4.4	(2.2)	11.0	(2.1)	12.9	(1.8)	10.3	(1.7)	1.3	(1.7)	13.3	(1.7)	1.1	(1.4)			Lettland	26.2	(2.3)	1.9	(2.5)	4.6	(2.0)	-11.3	(2.3)	-4.4	(2.1)	9.0	(2.2)	11.4	(1.6)	19.9	(1.7)	5.3	(1.7)	4.8	(2.0)	-2.9	(1.8)			Litauen	20.4	(1.4)	4.3	(1.4)	9.1	(1.2)	-13.7	(2.1)	-9.4	(1.6)	11.4	(2.0)	11.3	(1.6)	16.6	(1.6)	2.1	(1.1)	4.6	(1.6)	-1.5	(1.6)			Macau (China)	c	c	c	c	c	c	c	c	c	c	c	c	c	c	c	c	c	c	c	c	c	c			Montenegro	c	c	c	c	c	c	c	c	c	c	c	c	c	c	c	c	c	c	c	c	c	c			Panama	9.4	(3.1)	3.1	(1.6)	1.1	(1.3)	1.5	(2.0)	-4.6	(2.7)	10.1	(2.6)	5.9	(2.4)	10.4	(2.0)	3.6	(1.8)	6.9	(2.4)	-1.7	(1.7)			Peru	15.7	(2.1)	1.6	(1.4)	2.4	(1.2)	-9.3	(1.8)	-1.4	(1.9)	5.8	(1.9)	7.6	(1.7)	13.0	(1.8)	3.4	(1.6)	11.5	(2.0)	0.4	(1.6)			Katar	17.6	(1.4)	1.1	(0.8)	4.3	(0.8)	-4.1	(1.3)	-5.9	(1.3)	13.1	(1.3)	7.8	(1.1)	9.3	(1.2)	6.0	(0.8)	4.1	(1.0)	-3.7	(0.8)																																																																																																																																																																																																																																																																																																																																																																																																																																																																																											
Luxemburg	c	c	c	c	c	c	c	c	c	c	c	c	c	c	c	c	c	c	c	c	c	c			Mexiko	11.6	(1.1)	-1.1	(0.8)	2.4	(1.0)	-7.7	(1.0)	-5.1	(1.0)	10.8	(1.2)	6.6	(0.8)	15.3	(0.9)	4.5	(0.9)	4.2	(1.0)	1.8	(1.0)			Niederlande	12.3	(1.5)	6.7	(1.0)	2.9	(1.4)	-11.0	(1.1)	-3.4	(1.2)	6.2	(1.4)	7.0	(1.1)	9.6	(1.0)	0.8	(1.3)	-0.8	(1.1)	-4.8	(1.1)			Neuseeland	33.1	(1.8)	-7.7	(2.5)	10.9	(2.1)	-13.1	(1.9)	-11.8	(2.1)	18.6	(2.3)	8.3	(1.8)	22.0	(1.4)	2.6	(1.8)	4.7	(2.0)	-0.3	(1.8)			Norwegen	27.2	(1.9)	5.8	(1.8)	-0.9	(1.8)	-16.8	(2.0)	1.5	(1.9)	12.8	(2.6)	12.4	(1.5)	23.3	(1.7)	7.4	(1.6)	0.9	(1.6)	-4.3	(1.8)			Polen	19.6	(1.4)	7.0	(1.8)	7.6	(1.4)	-6.9	(2.1)	-7.5	(2.1)	15.3	(1.7)	8.8	(1.6)	25.2	(1.5)	-1.1	(1.6)	1.0	(1.6)	4.7	(1.6)			Portugal	14.7	(1.6)	-0.8	(1.6)	3.2	(1.4)	-7.9	(1.5)	-5.2	(1.9)	17.9	(1.9)	9.9	(1.2)	18.5	(1.3)	-1.2	(1.3)	4.0	(1.4)	-1.9	(1.4)			Slowak. Rep.	17.9	(1.6)	4.2	(1.4)	9.3	(1.4)	-10.0	(1.1)	-6.9	(1.7)	11.4	(1.9)	7.3	(1.5)	18.1	(1.4)	1.4	(1.4)	1.5	(1.4)	-2.9	(1.6)			Slowenien	10.7	(1.3)	4.3	(1.3)	3.5	(0.9)	-10.8	(1.3)	-4.9	(1.2)	8.3	(1.4)	5.4	(1.1)	10.6	(1.0)	1.1	(1.1)	-0.4	(1.0)	2.5	(1.1)			Spanien	21.8	(0.9)	4.7	(0.9)	7.0	(1.0)	-2.1	(0.8)	-5.4	(1.1)	13.2	(1.0)	9.0	(0.8)	21.6	(0.9)	0.0	(0.8)	4.6	(0.9)	-2.3	(0.9)			Schweden	25.5	(1.9)	11.4	(1.6)	3.8	(1.9)	-2.1	(1.5)	-7.1	(2.1)	7.4	(2.2)	15.3	(1.5)	21.1	(1.7)	4.5	(1.6)	-0.8	(1.5)	-2.2	(2.0)			Schweiz	19.5	(1.1)	6.3	(1.2)	3.8	(1.2)	-8.7	(1.5)	-5.7	(1.6)	4.8	(1.4)	14.2	(1.2)	18.3	(1.4)	-1.4	(1.1)	1.2	(1.3)	-4.3	(1.3)			Türkei	12.0	(1.8)	-5.4	(1.9)	3.2	(1.5)	-6.3	(1.7)	0.3	(1.8)	10.4	(2.4)	7.8	(1.3)	10.8	(1.6)	1.4	(1.2)	-0.4	(1.5)	1.3	(1.6)			Ver. Königreich	29.6	(1.5)	-3.7	(1.5)	8.2	(1.5)	-11.4	(1.6)	-5.9	(1.5)	15.1	(1.8)	8.1	(1.5)	15.9	(1.3)	4.9	(1.4)	5.5	(1.3)	-1.3	(1.5)			Ver. Staaten	25.9	(2.0)	-2.3	(2.5)	6.3	(2.2)	-12.6	(2.2)	-9.8	(2.3)	17.2	(2.3)	8.3	(2.0)	13.8	(2.1)	1.0	(1.6)	7.9	(1.6)	0.0	(1.6)			OECD-Durchschnitt	21.3	(0.3)	2.1	(0.3)	5.4	(0.3)	-8.9	(0.3)	-4.8	(0.3)	10.7	(0.3)	9.5	(0.3)	17.3	(0.3)	2.6	(0.2)	1.7	(0.3)	-2.2	(0.3)			Partnerländer																								Albanien	27.6	(2.9)	-0.8	(2.6)	0.1	(1.6)	0.8	(2.4)	-5.9	(2.7)	18.8	(3.0)	19.0	(2.0)	11.5	(2.1)	5.4	(2.1)	5.2	(2.2)	-1.1	(2.0)			Argentinien	18.9	(2.6)	2.8	(1.3)	3.4	(1.4)	-3.9	(1.7)	-4.4	(1.7)	14.1	(1.8)	8.5	(2.0)	14.9	(1.9)	-3.2	(1.7)	0.0	(1.7)	-1.9	(1.8)			Aserbaidschan	14.2	(2.0)	0.9	(0.9)	0.0	(0.6)	-0.1	(1.6)	-1.2	(1.8)	8.0	(1.7)	7.7	(1.8)	1.4	(1.5)	-1.6	(1.5)	6.1	(1.6)	2.5	(1.0)			Brasilien	15.1	(1.3)	-0.8	(1.2)	3.1	(0.8)	-2.9	(1.4)	-5.8	(1.2)	11.3	(1.5)	8.9	(1.0)	14.1	(1.2)	3.7	(1.0)	4.1	(1.4)	-2.0	(1.2)			Bulgarien	10.8	(2.9)	3.2	(1.5)	9.0	(1.3)	-3.7	(2.0)	-8.4	(1.8)	11.0	(2.2)	10.5	(1.9)	18.4	(1.9)	1.0	(1.4)	5.0	(1.8)	1.8	(1.6)			Kolumbien	11.4	(2.1)	-0.5	(1.3)	6.3	(1.5)	-8.0	(1.5)	-2.3	(2.0)	8.7	(1.7)	12.5	(2.0)	15.6	(1.9)	-1.7	(1.5)	12.1	(1.8)	1.2	(1.8)			Kroatien	14.1	(1.4)	5.1	(1.5)	4.2	(1.1)	-3.2	(1.7)	-6.6	(2.1)	2.1	(2.0)	11.0	(1.3)	17.6	(1.3)	-4.7	(1.6)	4.5	(1.6)	2.8	(1.5)			Dubai (VAE)	22.4	(1.5)	-3.4	(1.0)	3.9	(1.0)	-8.8	(1.5)	-3.9	(1.4)	11.8	(1.4)	10.6	(1.2)	15.1	(1.2)	5.4	(1.2)	3.8	(1.3)	-2.7	(1.1)			Hongkong (China)	22.6	(2.0)	0.9	(1.4)	2.4	(1.4)	-8.0	(2.0)	-8.4	(1.4)	14.4	(1.7)	9.4	(1.0)	10.8	(1.0)	0.8	(1.4)	3.5	(1.5)	1.4	(1.5)			Indonesien	17.2	(2.1)	1.9	(0.8)	3.2	(1.5)	0.6	(1.6)	4.3	(1.6)	8.4	(1.0)	5.9	(1.0)	-3.2	(1.4)	1.2	(1.4)	-2.1	(1.1)			Jordanien	12.2	(2.0)	-0.4	(1.1)	4.3	(1.0)	0.6	(2.0)	2.4	(2.0)	11.4	(1.9)	7.1	(1.4)	12.6	(1.5)	6.4	(1.3)	4.7	(1.7)	0.4	(1.4)			Kasachstan	16.0	(2.4)	-5.0	(1.3)	3.0	(0.8)	-6.2	(2.2)	-5.8	(1.9)	10.3	(2.1)	15.7	(1.2)	18.4	(1.6)	2.3	(1.6)	10.0	(1.6)	3.3	(1.3)			Kirgisistan	24.7	(2.8)	1.7	(1.4)	-1.0	(0.8)	2.1	(1.8)	-4.4	(2.2)	11.0	(2.1)	12.9	(1.8)	10.3	(1.7)	1.3	(1.7)	13.3	(1.7)	1.1	(1.4)			Lettland	26.2	(2.3)	1.9	(2.5)	4.6	(2.0)	-11.3	(2.3)	-4.4	(2.1)	9.0	(2.2)	11.4	(1.6)	19.9	(1.7)	5.3	(1.7)	4.8	(2.0)	-2.9	(1.8)			Litauen	20.4	(1.4)	4.3	(1.4)	9.1	(1.2)	-13.7	(2.1)	-9.4	(1.6)	11.4	(2.0)	11.3	(1.6)	16.6	(1.6)	2.1	(1.1)	4.6	(1.6)	-1.5	(1.6)			Macau (China)	c	c	c	c	c	c	c	c	c	c	c	c	c	c	c	c	c	c	c	c	c	c			Montenegro	c	c	c	c	c	c	c	c	c	c	c	c	c	c	c	c	c	c	c	c	c	c			Panama	9.4	(3.1)	3.1	(1.6)	1.1	(1.3)	1.5	(2.0)	-4.6	(2.7)	10.1	(2.6)	5.9	(2.4)	10.4	(2.0)	3.6	(1.8)	6.9	(2.4)	-1.7	(1.7)			Peru	15.7	(2.1)	1.6	(1.4)	2.4	(1.2)	-9.3	(1.8)	-1.4	(1.9)	5.8	(1.9)	7.6	(1.7)	13.0	(1.8)	3.4	(1.6)	11.5	(2.0)	0.4	(1.6)			Katar	17.6	(1.4)	1.1	(0.8)	4.3	(0.8)	-4.1	(1.3)	-5.9	(1.3)	13.1	(1.3)	7.8	(1.1)	9.3	(1.2)	6.0	(0.8)	4.1	(1.0)	-3.7	(0.8)																																																																																																																																																																																																																																																																																																																																																																																																																																																																																																																				
Mexiko	11.6	(1.1)	-1.1	(0.8)	2.4	(1.0)	-7.7	(1.0)	-5.1	(1.0)	10.8	(1.2)	6.6	(0.8)	15.3	(0.9)	4.5	(0.9)	4.2	(1.0)	1.8	(1.0)			Niederlande	12.3	(1.5)	6.7	(1.0)	2.9	(1.4)	-11.0	(1.1)	-3.4	(1.2)	6.2	(1.4)	7.0	(1.1)	9.6	(1.0)	0.8	(1.3)	-0.8	(1.1)	-4.8	(1.1)			Neuseeland	33.1	(1.8)	-7.7	(2.5)	10.9	(2.1)	-13.1	(1.9)	-11.8	(2.1)	18.6	(2.3)	8.3	(1.8)	22.0	(1.4)	2.6	(1.8)	4.7	(2.0)	-0.3	(1.8)			Norwegen	27.2	(1.9)	5.8	(1.8)	-0.9	(1.8)	-16.8	(2.0)	1.5	(1.9)	12.8	(2.6)	12.4	(1.5)	23.3	(1.7)	7.4	(1.6)	0.9	(1.6)	-4.3	(1.8)			Polen	19.6	(1.4)	7.0	(1.8)	7.6	(1.4)	-6.9	(2.1)	-7.5	(2.1)	15.3	(1.7)	8.8	(1.6)	25.2	(1.5)	-1.1	(1.6)	1.0	(1.6)	4.7	(1.6)			Portugal	14.7	(1.6)	-0.8	(1.6)	3.2	(1.4)	-7.9	(1.5)	-5.2	(1.9)	17.9	(1.9)	9.9	(1.2)	18.5	(1.3)	-1.2	(1.3)	4.0	(1.4)	-1.9	(1.4)			Slowak. Rep.	17.9	(1.6)	4.2	(1.4)	9.3	(1.4)	-10.0	(1.1)	-6.9	(1.7)	11.4	(1.9)	7.3	(1.5)	18.1	(1.4)	1.4	(1.4)	1.5	(1.4)	-2.9	(1.6)			Slowenien	10.7	(1.3)	4.3	(1.3)	3.5	(0.9)	-10.8	(1.3)	-4.9	(1.2)	8.3	(1.4)	5.4	(1.1)	10.6	(1.0)	1.1	(1.1)	-0.4	(1.0)	2.5	(1.1)			Spanien	21.8	(0.9)	4.7	(0.9)	7.0	(1.0)	-2.1	(0.8)	-5.4	(1.1)	13.2	(1.0)	9.0	(0.8)	21.6	(0.9)	0.0	(0.8)	4.6	(0.9)	-2.3	(0.9)			Schweden	25.5	(1.9)	11.4	(1.6)	3.8	(1.9)	-2.1	(1.5)	-7.1	(2.1)	7.4	(2.2)	15.3	(1.5)	21.1	(1.7)	4.5	(1.6)	-0.8	(1.5)	-2.2	(2.0)			Schweiz	19.5	(1.1)	6.3	(1.2)	3.8	(1.2)	-8.7	(1.5)	-5.7	(1.6)	4.8	(1.4)	14.2	(1.2)	18.3	(1.4)	-1.4	(1.1)	1.2	(1.3)	-4.3	(1.3)			Türkei	12.0	(1.8)	-5.4	(1.9)	3.2	(1.5)	-6.3	(1.7)	0.3	(1.8)	10.4	(2.4)	7.8	(1.3)	10.8	(1.6)	1.4	(1.2)	-0.4	(1.5)	1.3	(1.6)			Ver. Königreich	29.6	(1.5)	-3.7	(1.5)	8.2	(1.5)	-11.4	(1.6)	-5.9	(1.5)	15.1	(1.8)	8.1	(1.5)	15.9	(1.3)	4.9	(1.4)	5.5	(1.3)	-1.3	(1.5)			Ver. Staaten	25.9	(2.0)	-2.3	(2.5)	6.3	(2.2)	-12.6	(2.2)	-9.8	(2.3)	17.2	(2.3)	8.3	(2.0)	13.8	(2.1)	1.0	(1.6)	7.9	(1.6)	0.0	(1.6)			OECD-Durchschnitt	21.3	(0.3)	2.1	(0.3)	5.4	(0.3)	-8.9	(0.3)	-4.8	(0.3)	10.7	(0.3)	9.5	(0.3)	17.3	(0.3)	2.6	(0.2)	1.7	(0.3)	-2.2	(0.3)			Partnerländer																								Albanien	27.6	(2.9)	-0.8	(2.6)	0.1	(1.6)	0.8	(2.4)	-5.9	(2.7)	18.8	(3.0)	19.0	(2.0)	11.5	(2.1)	5.4	(2.1)	5.2	(2.2)	-1.1	(2.0)			Argentinien	18.9	(2.6)	2.8	(1.3)	3.4	(1.4)	-3.9	(1.7)	-4.4	(1.7)	14.1	(1.8)	8.5	(2.0)	14.9	(1.9)	-3.2	(1.7)	0.0	(1.7)	-1.9	(1.8)			Aserbaidschan	14.2	(2.0)	0.9	(0.9)	0.0	(0.6)	-0.1	(1.6)	-1.2	(1.8)	8.0	(1.7)	7.7	(1.8)	1.4	(1.5)	-1.6	(1.5)	6.1	(1.6)	2.5	(1.0)			Brasilien	15.1	(1.3)	-0.8	(1.2)	3.1	(0.8)	-2.9	(1.4)	-5.8	(1.2)	11.3	(1.5)	8.9	(1.0)	14.1	(1.2)	3.7	(1.0)	4.1	(1.4)	-2.0	(1.2)			Bulgarien	10.8	(2.9)	3.2	(1.5)	9.0	(1.3)	-3.7	(2.0)	-8.4	(1.8)	11.0	(2.2)	10.5	(1.9)	18.4	(1.9)	1.0	(1.4)	5.0	(1.8)	1.8	(1.6)			Kolumbien	11.4	(2.1)	-0.5	(1.3)	6.3	(1.5)	-8.0	(1.5)	-2.3	(2.0)	8.7	(1.7)	12.5	(2.0)	15.6	(1.9)	-1.7	(1.5)	12.1	(1.8)	1.2	(1.8)			Kroatien	14.1	(1.4)	5.1	(1.5)	4.2	(1.1)	-3.2	(1.7)	-6.6	(2.1)	2.1	(2.0)	11.0	(1.3)	17.6	(1.3)	-4.7	(1.6)	4.5	(1.6)	2.8	(1.5)			Dubai (VAE)	22.4	(1.5)	-3.4	(1.0)	3.9	(1.0)	-8.8	(1.5)	-3.9	(1.4)	11.8	(1.4)	10.6	(1.2)	15.1	(1.2)	5.4	(1.2)	3.8	(1.3)	-2.7	(1.1)			Hongkong (China)	22.6	(2.0)	0.9	(1.4)	2.4	(1.4)	-8.0	(2.0)	-8.4	(1.4)	14.4	(1.7)	9.4	(1.0)	10.8	(1.0)	0.8	(1.4)	3.5	(1.5)	1.4	(1.5)			Indonesien	17.2	(2.1)	1.9	(0.8)	3.2	(1.5)	0.6	(1.6)	4.3	(1.6)	8.4	(1.0)	5.9	(1.0)	-3.2	(1.4)	1.2	(1.4)	-2.1	(1.1)			Jordanien	12.2	(2.0)	-0.4	(1.1)	4.3	(1.0)	0.6	(2.0)	2.4	(2.0)	11.4	(1.9)	7.1	(1.4)	12.6	(1.5)	6.4	(1.3)	4.7	(1.7)	0.4	(1.4)			Kasachstan	16.0	(2.4)	-5.0	(1.3)	3.0	(0.8)	-6.2	(2.2)	-5.8	(1.9)	10.3	(2.1)	15.7	(1.2)	18.4	(1.6)	2.3	(1.6)	10.0	(1.6)	3.3	(1.3)			Kirgisistan	24.7	(2.8)	1.7	(1.4)	-1.0	(0.8)	2.1	(1.8)	-4.4	(2.2)	11.0	(2.1)	12.9	(1.8)	10.3	(1.7)	1.3	(1.7)	13.3	(1.7)	1.1	(1.4)			Lettland	26.2	(2.3)	1.9	(2.5)	4.6	(2.0)	-11.3	(2.3)	-4.4	(2.1)	9.0	(2.2)	11.4	(1.6)	19.9	(1.7)	5.3	(1.7)	4.8	(2.0)	-2.9	(1.8)			Litauen	20.4	(1.4)	4.3	(1.4)	9.1	(1.2)	-13.7	(2.1)	-9.4	(1.6)	11.4	(2.0)	11.3	(1.6)	16.6	(1.6)	2.1	(1.1)	4.6	(1.6)	-1.5	(1.6)			Macau (China)	c	c	c	c	c	c	c	c	c	c	c	c	c	c	c	c	c	c	c	c	c	c			Montenegro	c	c	c	c	c	c	c	c	c	c	c	c	c	c	c	c	c	c	c	c	c	c			Panama	9.4	(3.1)	3.1	(1.6)	1.1	(1.3)	1.5	(2.0)	-4.6	(2.7)	10.1	(2.6)	5.9	(2.4)	10.4	(2.0)	3.6	(1.8)	6.9	(2.4)	-1.7	(1.7)			Peru	15.7	(2.1)	1.6	(1.4)	2.4	(1.2)	-9.3	(1.8)	-1.4	(1.9)	5.8	(1.9)	7.6	(1.7)	13.0	(1.8)	3.4	(1.6)	11.5	(2.0)	0.4	(1.6)			Katar	17.6	(1.4)	1.1	(0.8)	4.3	(0.8)	-4.1	(1.3)	-5.9	(1.3)	13.1	(1.3)	7.8	(1.1)	9.3	(1.2)	6.0	(0.8)	4.1	(1.0)	-3.7	(0.8)																																																																																																																																																																																																																																																																																																																																																																																																																																																																																																																																													
Niederlande	12.3	(1.5)	6.7	(1.0)	2.9	(1.4)	-11.0	(1.1)	-3.4	(1.2)	6.2	(1.4)	7.0	(1.1)	9.6	(1.0)	0.8	(1.3)	-0.8	(1.1)	-4.8	(1.1)			Neuseeland	33.1	(1.8)	-7.7	(2.5)	10.9	(2.1)	-13.1	(1.9)	-11.8	(2.1)	18.6	(2.3)	8.3	(1.8)	22.0	(1.4)	2.6	(1.8)	4.7	(2.0)	-0.3	(1.8)			Norwegen	27.2	(1.9)	5.8	(1.8)	-0.9	(1.8)	-16.8	(2.0)	1.5	(1.9)	12.8	(2.6)	12.4	(1.5)	23.3	(1.7)	7.4	(1.6)	0.9	(1.6)	-4.3	(1.8)			Polen	19.6	(1.4)	7.0	(1.8)	7.6	(1.4)	-6.9	(2.1)	-7.5	(2.1)	15.3	(1.7)	8.8	(1.6)	25.2	(1.5)	-1.1	(1.6)	1.0	(1.6)	4.7	(1.6)			Portugal	14.7	(1.6)	-0.8	(1.6)	3.2	(1.4)	-7.9	(1.5)	-5.2	(1.9)	17.9	(1.9)	9.9	(1.2)	18.5	(1.3)	-1.2	(1.3)	4.0	(1.4)	-1.9	(1.4)			Slowak. Rep.	17.9	(1.6)	4.2	(1.4)	9.3	(1.4)	-10.0	(1.1)	-6.9	(1.7)	11.4	(1.9)	7.3	(1.5)	18.1	(1.4)	1.4	(1.4)	1.5	(1.4)	-2.9	(1.6)			Slowenien	10.7	(1.3)	4.3	(1.3)	3.5	(0.9)	-10.8	(1.3)	-4.9	(1.2)	8.3	(1.4)	5.4	(1.1)	10.6	(1.0)	1.1	(1.1)	-0.4	(1.0)	2.5	(1.1)			Spanien	21.8	(0.9)	4.7	(0.9)	7.0	(1.0)	-2.1	(0.8)	-5.4	(1.1)	13.2	(1.0)	9.0	(0.8)	21.6	(0.9)	0.0	(0.8)	4.6	(0.9)	-2.3	(0.9)			Schweden	25.5	(1.9)	11.4	(1.6)	3.8	(1.9)	-2.1	(1.5)	-7.1	(2.1)	7.4	(2.2)	15.3	(1.5)	21.1	(1.7)	4.5	(1.6)	-0.8	(1.5)	-2.2	(2.0)			Schweiz	19.5	(1.1)	6.3	(1.2)	3.8	(1.2)	-8.7	(1.5)	-5.7	(1.6)	4.8	(1.4)	14.2	(1.2)	18.3	(1.4)	-1.4	(1.1)	1.2	(1.3)	-4.3	(1.3)			Türkei	12.0	(1.8)	-5.4	(1.9)	3.2	(1.5)	-6.3	(1.7)	0.3	(1.8)	10.4	(2.4)	7.8	(1.3)	10.8	(1.6)	1.4	(1.2)	-0.4	(1.5)	1.3	(1.6)			Ver. Königreich	29.6	(1.5)	-3.7	(1.5)	8.2	(1.5)	-11.4	(1.6)	-5.9	(1.5)	15.1	(1.8)	8.1	(1.5)	15.9	(1.3)	4.9	(1.4)	5.5	(1.3)	-1.3	(1.5)			Ver. Staaten	25.9	(2.0)	-2.3	(2.5)	6.3	(2.2)	-12.6	(2.2)	-9.8	(2.3)	17.2	(2.3)	8.3	(2.0)	13.8	(2.1)	1.0	(1.6)	7.9	(1.6)	0.0	(1.6)			OECD-Durchschnitt	21.3	(0.3)	2.1	(0.3)	5.4	(0.3)	-8.9	(0.3)	-4.8	(0.3)	10.7	(0.3)	9.5	(0.3)	17.3	(0.3)	2.6	(0.2)	1.7	(0.3)	-2.2	(0.3)			Partnerländer																								Albanien	27.6	(2.9)	-0.8	(2.6)	0.1	(1.6)	0.8	(2.4)	-5.9	(2.7)	18.8	(3.0)	19.0	(2.0)	11.5	(2.1)	5.4	(2.1)	5.2	(2.2)	-1.1	(2.0)			Argentinien	18.9	(2.6)	2.8	(1.3)	3.4	(1.4)	-3.9	(1.7)	-4.4	(1.7)	14.1	(1.8)	8.5	(2.0)	14.9	(1.9)	-3.2	(1.7)	0.0	(1.7)	-1.9	(1.8)			Aserbaidschan	14.2	(2.0)	0.9	(0.9)	0.0	(0.6)	-0.1	(1.6)	-1.2	(1.8)	8.0	(1.7)	7.7	(1.8)	1.4	(1.5)	-1.6	(1.5)	6.1	(1.6)	2.5	(1.0)			Brasilien	15.1	(1.3)	-0.8	(1.2)	3.1	(0.8)	-2.9	(1.4)	-5.8	(1.2)	11.3	(1.5)	8.9	(1.0)	14.1	(1.2)	3.7	(1.0)	4.1	(1.4)	-2.0	(1.2)			Bulgarien	10.8	(2.9)	3.2	(1.5)	9.0	(1.3)	-3.7	(2.0)	-8.4	(1.8)	11.0	(2.2)	10.5	(1.9)	18.4	(1.9)	1.0	(1.4)	5.0	(1.8)	1.8	(1.6)			Kolumbien	11.4	(2.1)	-0.5	(1.3)	6.3	(1.5)	-8.0	(1.5)	-2.3	(2.0)	8.7	(1.7)	12.5	(2.0)	15.6	(1.9)	-1.7	(1.5)	12.1	(1.8)	1.2	(1.8)			Kroatien	14.1	(1.4)	5.1	(1.5)	4.2	(1.1)	-3.2	(1.7)	-6.6	(2.1)	2.1	(2.0)	11.0	(1.3)	17.6	(1.3)	-4.7	(1.6)	4.5	(1.6)	2.8	(1.5)			Dubai (VAE)	22.4	(1.5)	-3.4	(1.0)	3.9	(1.0)	-8.8	(1.5)	-3.9	(1.4)	11.8	(1.4)	10.6	(1.2)	15.1	(1.2)	5.4	(1.2)	3.8	(1.3)	-2.7	(1.1)			Hongkong (China)	22.6	(2.0)	0.9	(1.4)	2.4	(1.4)	-8.0	(2.0)	-8.4	(1.4)	14.4	(1.7)	9.4	(1.0)	10.8	(1.0)	0.8	(1.4)	3.5	(1.5)	1.4	(1.5)			Indonesien	17.2	(2.1)	1.9	(0.8)	3.2	(1.5)	0.6	(1.6)	4.3	(1.6)	8.4	(1.0)	5.9	(1.0)	-3.2	(1.4)	1.2	(1.4)	-2.1	(1.1)			Jordanien	12.2	(2.0)	-0.4	(1.1)	4.3	(1.0)	0.6	(2.0)	2.4	(2.0)	11.4	(1.9)	7.1	(1.4)	12.6	(1.5)	6.4	(1.3)	4.7	(1.7)	0.4	(1.4)			Kasachstan	16.0	(2.4)	-5.0	(1.3)	3.0	(0.8)	-6.2	(2.2)	-5.8	(1.9)	10.3	(2.1)	15.7	(1.2)	18.4	(1.6)	2.3	(1.6)	10.0	(1.6)	3.3	(1.3)			Kirgisistan	24.7	(2.8)	1.7	(1.4)	-1.0	(0.8)	2.1	(1.8)	-4.4	(2.2)	11.0	(2.1)	12.9	(1.8)	10.3	(1.7)	1.3	(1.7)	13.3	(1.7)	1.1	(1.4)			Lettland	26.2	(2.3)	1.9	(2.5)	4.6	(2.0)	-11.3	(2.3)	-4.4	(2.1)	9.0	(2.2)	11.4	(1.6)	19.9	(1.7)	5.3	(1.7)	4.8	(2.0)	-2.9	(1.8)			Litauen	20.4	(1.4)	4.3	(1.4)	9.1	(1.2)	-13.7	(2.1)	-9.4	(1.6)	11.4	(2.0)	11.3	(1.6)	16.6	(1.6)	2.1	(1.1)	4.6	(1.6)	-1.5	(1.6)			Macau (China)	c	c	c	c	c	c	c	c	c	c	c	c	c	c	c	c	c	c	c	c	c	c			Montenegro	c	c	c	c	c	c	c	c	c	c	c	c	c	c	c	c	c	c	c	c	c	c			Panama	9.4	(3.1)	3.1	(1.6)	1.1	(1.3)	1.5	(2.0)	-4.6	(2.7)	10.1	(2.6)	5.9	(2.4)	10.4	(2.0)	3.6	(1.8)	6.9	(2.4)	-1.7	(1.7)			Peru	15.7	(2.1)	1.6	(1.4)	2.4	(1.2)	-9.3	(1.8)	-1.4	(1.9)	5.8	(1.9)	7.6	(1.7)	13.0	(1.8)	3.4	(1.6)	11.5	(2.0)	0.4	(1.6)			Katar	17.6	(1.4)	1.1	(0.8)	4.3	(0.8)	-4.1	(1.3)	-5.9	(1.3)	13.1	(1.3)	7.8	(1.1)	9.3	(1.2)	6.0	(0.8)	4.1	(1.0)	-3.7	(0.8)																																																																																																																																																																																																																																																																																																																																																																																																																																																																																																																																																																						
Neuseeland	33.1	(1.8)	-7.7	(2.5)	10.9	(2.1)	-13.1	(1.9)	-11.8	(2.1)	18.6	(2.3)	8.3	(1.8)	22.0	(1.4)	2.6	(1.8)	4.7	(2.0)	-0.3	(1.8)			Norwegen	27.2	(1.9)	5.8	(1.8)	-0.9	(1.8)	-16.8	(2.0)	1.5	(1.9)	12.8	(2.6)	12.4	(1.5)	23.3	(1.7)	7.4	(1.6)	0.9	(1.6)	-4.3	(1.8)			Polen	19.6	(1.4)	7.0	(1.8)	7.6	(1.4)	-6.9	(2.1)	-7.5	(2.1)	15.3	(1.7)	8.8	(1.6)	25.2	(1.5)	-1.1	(1.6)	1.0	(1.6)	4.7	(1.6)			Portugal	14.7	(1.6)	-0.8	(1.6)	3.2	(1.4)	-7.9	(1.5)	-5.2	(1.9)	17.9	(1.9)	9.9	(1.2)	18.5	(1.3)	-1.2	(1.3)	4.0	(1.4)	-1.9	(1.4)			Slowak. Rep.	17.9	(1.6)	4.2	(1.4)	9.3	(1.4)	-10.0	(1.1)	-6.9	(1.7)	11.4	(1.9)	7.3	(1.5)	18.1	(1.4)	1.4	(1.4)	1.5	(1.4)	-2.9	(1.6)			Slowenien	10.7	(1.3)	4.3	(1.3)	3.5	(0.9)	-10.8	(1.3)	-4.9	(1.2)	8.3	(1.4)	5.4	(1.1)	10.6	(1.0)	1.1	(1.1)	-0.4	(1.0)	2.5	(1.1)			Spanien	21.8	(0.9)	4.7	(0.9)	7.0	(1.0)	-2.1	(0.8)	-5.4	(1.1)	13.2	(1.0)	9.0	(0.8)	21.6	(0.9)	0.0	(0.8)	4.6	(0.9)	-2.3	(0.9)			Schweden	25.5	(1.9)	11.4	(1.6)	3.8	(1.9)	-2.1	(1.5)	-7.1	(2.1)	7.4	(2.2)	15.3	(1.5)	21.1	(1.7)	4.5	(1.6)	-0.8	(1.5)	-2.2	(2.0)			Schweiz	19.5	(1.1)	6.3	(1.2)	3.8	(1.2)	-8.7	(1.5)	-5.7	(1.6)	4.8	(1.4)	14.2	(1.2)	18.3	(1.4)	-1.4	(1.1)	1.2	(1.3)	-4.3	(1.3)			Türkei	12.0	(1.8)	-5.4	(1.9)	3.2	(1.5)	-6.3	(1.7)	0.3	(1.8)	10.4	(2.4)	7.8	(1.3)	10.8	(1.6)	1.4	(1.2)	-0.4	(1.5)	1.3	(1.6)			Ver. Königreich	29.6	(1.5)	-3.7	(1.5)	8.2	(1.5)	-11.4	(1.6)	-5.9	(1.5)	15.1	(1.8)	8.1	(1.5)	15.9	(1.3)	4.9	(1.4)	5.5	(1.3)	-1.3	(1.5)			Ver. Staaten	25.9	(2.0)	-2.3	(2.5)	6.3	(2.2)	-12.6	(2.2)	-9.8	(2.3)	17.2	(2.3)	8.3	(2.0)	13.8	(2.1)	1.0	(1.6)	7.9	(1.6)	0.0	(1.6)			OECD-Durchschnitt	21.3	(0.3)	2.1	(0.3)	5.4	(0.3)	-8.9	(0.3)	-4.8	(0.3)	10.7	(0.3)	9.5	(0.3)	17.3	(0.3)	2.6	(0.2)	1.7	(0.3)	-2.2	(0.3)			Partnerländer																								Albanien	27.6	(2.9)	-0.8	(2.6)	0.1	(1.6)	0.8	(2.4)	-5.9	(2.7)	18.8	(3.0)	19.0	(2.0)	11.5	(2.1)	5.4	(2.1)	5.2	(2.2)	-1.1	(2.0)			Argentinien	18.9	(2.6)	2.8	(1.3)	3.4	(1.4)	-3.9	(1.7)	-4.4	(1.7)	14.1	(1.8)	8.5	(2.0)	14.9	(1.9)	-3.2	(1.7)	0.0	(1.7)	-1.9	(1.8)			Aserbaidschan	14.2	(2.0)	0.9	(0.9)	0.0	(0.6)	-0.1	(1.6)	-1.2	(1.8)	8.0	(1.7)	7.7	(1.8)	1.4	(1.5)	-1.6	(1.5)	6.1	(1.6)	2.5	(1.0)			Brasilien	15.1	(1.3)	-0.8	(1.2)	3.1	(0.8)	-2.9	(1.4)	-5.8	(1.2)	11.3	(1.5)	8.9	(1.0)	14.1	(1.2)	3.7	(1.0)	4.1	(1.4)	-2.0	(1.2)			Bulgarien	10.8	(2.9)	3.2	(1.5)	9.0	(1.3)	-3.7	(2.0)	-8.4	(1.8)	11.0	(2.2)	10.5	(1.9)	18.4	(1.9)	1.0	(1.4)	5.0	(1.8)	1.8	(1.6)			Kolumbien	11.4	(2.1)	-0.5	(1.3)	6.3	(1.5)	-8.0	(1.5)	-2.3	(2.0)	8.7	(1.7)	12.5	(2.0)	15.6	(1.9)	-1.7	(1.5)	12.1	(1.8)	1.2	(1.8)			Kroatien	14.1	(1.4)	5.1	(1.5)	4.2	(1.1)	-3.2	(1.7)	-6.6	(2.1)	2.1	(2.0)	11.0	(1.3)	17.6	(1.3)	-4.7	(1.6)	4.5	(1.6)	2.8	(1.5)			Dubai (VAE)	22.4	(1.5)	-3.4	(1.0)	3.9	(1.0)	-8.8	(1.5)	-3.9	(1.4)	11.8	(1.4)	10.6	(1.2)	15.1	(1.2)	5.4	(1.2)	3.8	(1.3)	-2.7	(1.1)			Hongkong (China)	22.6	(2.0)	0.9	(1.4)	2.4	(1.4)	-8.0	(2.0)	-8.4	(1.4)	14.4	(1.7)	9.4	(1.0)	10.8	(1.0)	0.8	(1.4)	3.5	(1.5)	1.4	(1.5)			Indonesien	17.2	(2.1)	1.9	(0.8)	3.2	(1.5)	0.6	(1.6)	4.3	(1.6)	8.4	(1.0)	5.9	(1.0)	-3.2	(1.4)	1.2	(1.4)	-2.1	(1.1)			Jordanien	12.2	(2.0)	-0.4	(1.1)	4.3	(1.0)	0.6	(2.0)	2.4	(2.0)	11.4	(1.9)	7.1	(1.4)	12.6	(1.5)	6.4	(1.3)	4.7	(1.7)	0.4	(1.4)			Kasachstan	16.0	(2.4)	-5.0	(1.3)	3.0	(0.8)	-6.2	(2.2)	-5.8	(1.9)	10.3	(2.1)	15.7	(1.2)	18.4	(1.6)	2.3	(1.6)	10.0	(1.6)	3.3	(1.3)			Kirgisistan	24.7	(2.8)	1.7	(1.4)	-1.0	(0.8)	2.1	(1.8)	-4.4	(2.2)	11.0	(2.1)	12.9	(1.8)	10.3	(1.7)	1.3	(1.7)	13.3	(1.7)	1.1	(1.4)			Lettland	26.2	(2.3)	1.9	(2.5)	4.6	(2.0)	-11.3	(2.3)	-4.4	(2.1)	9.0	(2.2)	11.4	(1.6)	19.9	(1.7)	5.3	(1.7)	4.8	(2.0)	-2.9	(1.8)			Litauen	20.4	(1.4)	4.3	(1.4)	9.1	(1.2)	-13.7	(2.1)	-9.4	(1.6)	11.4	(2.0)	11.3	(1.6)	16.6	(1.6)	2.1	(1.1)	4.6	(1.6)	-1.5	(1.6)			Macau (China)	c	c	c	c	c	c	c	c	c	c	c	c	c	c	c	c	c	c	c	c	c	c			Montenegro	c	c	c	c	c	c	c	c	c	c	c	c	c	c	c	c	c	c	c	c	c	c			Panama	9.4	(3.1)	3.1	(1.6)	1.1	(1.3)	1.5	(2.0)	-4.6	(2.7)	10.1	(2.6)	5.9	(2.4)	10.4	(2.0)	3.6	(1.8)	6.9	(2.4)	-1.7	(1.7)			Peru	15.7	(2.1)	1.6	(1.4)	2.4	(1.2)	-9.3	(1.8)	-1.4	(1.9)	5.8	(1.9)	7.6	(1.7)	13.0	(1.8)	3.4	(1.6)	11.5	(2.0)	0.4	(1.6)			Katar	17.6	(1.4)	1.1	(0.8)	4.3	(0.8)	-4.1	(1.3)	-5.9	(1.3)	13.1	(1.3)	7.8	(1.1)	9.3	(1.2)	6.0	(0.8)	4.1	(1.0)	-3.7	(0.8)																																																																																																																																																																																																																																																																																																																																																																																																																																																																																																																																																																																															
Norwegen	27.2	(1.9)	5.8	(1.8)	-0.9	(1.8)	-16.8	(2.0)	1.5	(1.9)	12.8	(2.6)	12.4	(1.5)	23.3	(1.7)	7.4	(1.6)	0.9	(1.6)	-4.3	(1.8)			Polen	19.6	(1.4)	7.0	(1.8)	7.6	(1.4)	-6.9	(2.1)	-7.5	(2.1)	15.3	(1.7)	8.8	(1.6)	25.2	(1.5)	-1.1	(1.6)	1.0	(1.6)	4.7	(1.6)			Portugal	14.7	(1.6)	-0.8	(1.6)	3.2	(1.4)	-7.9	(1.5)	-5.2	(1.9)	17.9	(1.9)	9.9	(1.2)	18.5	(1.3)	-1.2	(1.3)	4.0	(1.4)	-1.9	(1.4)			Slowak. Rep.	17.9	(1.6)	4.2	(1.4)	9.3	(1.4)	-10.0	(1.1)	-6.9	(1.7)	11.4	(1.9)	7.3	(1.5)	18.1	(1.4)	1.4	(1.4)	1.5	(1.4)	-2.9	(1.6)			Slowenien	10.7	(1.3)	4.3	(1.3)	3.5	(0.9)	-10.8	(1.3)	-4.9	(1.2)	8.3	(1.4)	5.4	(1.1)	10.6	(1.0)	1.1	(1.1)	-0.4	(1.0)	2.5	(1.1)			Spanien	21.8	(0.9)	4.7	(0.9)	7.0	(1.0)	-2.1	(0.8)	-5.4	(1.1)	13.2	(1.0)	9.0	(0.8)	21.6	(0.9)	0.0	(0.8)	4.6	(0.9)	-2.3	(0.9)			Schweden	25.5	(1.9)	11.4	(1.6)	3.8	(1.9)	-2.1	(1.5)	-7.1	(2.1)	7.4	(2.2)	15.3	(1.5)	21.1	(1.7)	4.5	(1.6)	-0.8	(1.5)	-2.2	(2.0)			Schweiz	19.5	(1.1)	6.3	(1.2)	3.8	(1.2)	-8.7	(1.5)	-5.7	(1.6)	4.8	(1.4)	14.2	(1.2)	18.3	(1.4)	-1.4	(1.1)	1.2	(1.3)	-4.3	(1.3)			Türkei	12.0	(1.8)	-5.4	(1.9)	3.2	(1.5)	-6.3	(1.7)	0.3	(1.8)	10.4	(2.4)	7.8	(1.3)	10.8	(1.6)	1.4	(1.2)	-0.4	(1.5)	1.3	(1.6)			Ver. Königreich	29.6	(1.5)	-3.7	(1.5)	8.2	(1.5)	-11.4	(1.6)	-5.9	(1.5)	15.1	(1.8)	8.1	(1.5)	15.9	(1.3)	4.9	(1.4)	5.5	(1.3)	-1.3	(1.5)			Ver. Staaten	25.9	(2.0)	-2.3	(2.5)	6.3	(2.2)	-12.6	(2.2)	-9.8	(2.3)	17.2	(2.3)	8.3	(2.0)	13.8	(2.1)	1.0	(1.6)	7.9	(1.6)	0.0	(1.6)			OECD-Durchschnitt	21.3	(0.3)	2.1	(0.3)	5.4	(0.3)	-8.9	(0.3)	-4.8	(0.3)	10.7	(0.3)	9.5	(0.3)	17.3	(0.3)	2.6	(0.2)	1.7	(0.3)	-2.2	(0.3)			Partnerländer																								Albanien	27.6	(2.9)	-0.8	(2.6)	0.1	(1.6)	0.8	(2.4)	-5.9	(2.7)	18.8	(3.0)	19.0	(2.0)	11.5	(2.1)	5.4	(2.1)	5.2	(2.2)	-1.1	(2.0)			Argentinien	18.9	(2.6)	2.8	(1.3)	3.4	(1.4)	-3.9	(1.7)	-4.4	(1.7)	14.1	(1.8)	8.5	(2.0)	14.9	(1.9)	-3.2	(1.7)	0.0	(1.7)	-1.9	(1.8)			Aserbaidschan	14.2	(2.0)	0.9	(0.9)	0.0	(0.6)	-0.1	(1.6)	-1.2	(1.8)	8.0	(1.7)	7.7	(1.8)	1.4	(1.5)	-1.6	(1.5)	6.1	(1.6)	2.5	(1.0)			Brasilien	15.1	(1.3)	-0.8	(1.2)	3.1	(0.8)	-2.9	(1.4)	-5.8	(1.2)	11.3	(1.5)	8.9	(1.0)	14.1	(1.2)	3.7	(1.0)	4.1	(1.4)	-2.0	(1.2)			Bulgarien	10.8	(2.9)	3.2	(1.5)	9.0	(1.3)	-3.7	(2.0)	-8.4	(1.8)	11.0	(2.2)	10.5	(1.9)	18.4	(1.9)	1.0	(1.4)	5.0	(1.8)	1.8	(1.6)			Kolumbien	11.4	(2.1)	-0.5	(1.3)	6.3	(1.5)	-8.0	(1.5)	-2.3	(2.0)	8.7	(1.7)	12.5	(2.0)	15.6	(1.9)	-1.7	(1.5)	12.1	(1.8)	1.2	(1.8)			Kroatien	14.1	(1.4)	5.1	(1.5)	4.2	(1.1)	-3.2	(1.7)	-6.6	(2.1)	2.1	(2.0)	11.0	(1.3)	17.6	(1.3)	-4.7	(1.6)	4.5	(1.6)	2.8	(1.5)			Dubai (VAE)	22.4	(1.5)	-3.4	(1.0)	3.9	(1.0)	-8.8	(1.5)	-3.9	(1.4)	11.8	(1.4)	10.6	(1.2)	15.1	(1.2)	5.4	(1.2)	3.8	(1.3)	-2.7	(1.1)			Hongkong (China)	22.6	(2.0)	0.9	(1.4)	2.4	(1.4)	-8.0	(2.0)	-8.4	(1.4)	14.4	(1.7)	9.4	(1.0)	10.8	(1.0)	0.8	(1.4)	3.5	(1.5)	1.4	(1.5)			Indonesien	17.2	(2.1)	1.9	(0.8)	3.2	(1.5)	0.6	(1.6)	4.3	(1.6)	8.4	(1.0)	5.9	(1.0)	-3.2	(1.4)	1.2	(1.4)	-2.1	(1.1)			Jordanien	12.2	(2.0)	-0.4	(1.1)	4.3	(1.0)	0.6	(2.0)	2.4	(2.0)	11.4	(1.9)	7.1	(1.4)	12.6	(1.5)	6.4	(1.3)	4.7	(1.7)	0.4	(1.4)			Kasachstan	16.0	(2.4)	-5.0	(1.3)	3.0	(0.8)	-6.2	(2.2)	-5.8	(1.9)	10.3	(2.1)	15.7	(1.2)	18.4	(1.6)	2.3	(1.6)	10.0	(1.6)	3.3	(1.3)			Kirgisistan	24.7	(2.8)	1.7	(1.4)	-1.0	(0.8)	2.1	(1.8)	-4.4	(2.2)	11.0	(2.1)	12.9	(1.8)	10.3	(1.7)	1.3	(1.7)	13.3	(1.7)	1.1	(1.4)			Lettland	26.2	(2.3)	1.9	(2.5)	4.6	(2.0)	-11.3	(2.3)	-4.4	(2.1)	9.0	(2.2)	11.4	(1.6)	19.9	(1.7)	5.3	(1.7)	4.8	(2.0)	-2.9	(1.8)			Litauen	20.4	(1.4)	4.3	(1.4)	9.1	(1.2)	-13.7	(2.1)	-9.4	(1.6)	11.4	(2.0)	11.3	(1.6)	16.6	(1.6)	2.1	(1.1)	4.6	(1.6)	-1.5	(1.6)			Macau (China)	c	c	c	c	c	c	c	c	c	c	c	c	c	c	c	c	c	c	c	c	c	c			Montenegro	c	c	c	c	c	c	c	c	c	c	c	c	c	c	c	c	c	c	c	c	c	c			Panama	9.4	(3.1)	3.1	(1.6)	1.1	(1.3)	1.5	(2.0)	-4.6	(2.7)	10.1	(2.6)	5.9	(2.4)	10.4	(2.0)	3.6	(1.8)	6.9	(2.4)	-1.7	(1.7)			Peru	15.7	(2.1)	1.6	(1.4)	2.4	(1.2)	-9.3	(1.8)	-1.4	(1.9)	5.8	(1.9)	7.6	(1.7)	13.0	(1.8)	3.4	(1.6)	11.5	(2.0)	0.4	(1.6)			Katar	17.6	(1.4)	1.1	(0.8)	4.3	(0.8)	-4.1	(1.3)	-5.9	(1.3)	13.1	(1.3)	7.8	(1.1)	9.3	(1.2)	6.0	(0.8)	4.1	(1.0)	-3.7	(0.8)																																																																																																																																																																																																																																																																																																																																																																																																																																																																																																																																																																																																																								
Polen	19.6	(1.4)	7.0	(1.8)	7.6	(1.4)	-6.9	(2.1)	-7.5	(2.1)	15.3	(1.7)	8.8	(1.6)	25.2	(1.5)	-1.1	(1.6)	1.0	(1.6)	4.7	(1.6)			Portugal	14.7	(1.6)	-0.8	(1.6)	3.2	(1.4)	-7.9	(1.5)	-5.2	(1.9)	17.9	(1.9)	9.9	(1.2)	18.5	(1.3)	-1.2	(1.3)	4.0	(1.4)	-1.9	(1.4)			Slowak. Rep.	17.9	(1.6)	4.2	(1.4)	9.3	(1.4)	-10.0	(1.1)	-6.9	(1.7)	11.4	(1.9)	7.3	(1.5)	18.1	(1.4)	1.4	(1.4)	1.5	(1.4)	-2.9	(1.6)			Slowenien	10.7	(1.3)	4.3	(1.3)	3.5	(0.9)	-10.8	(1.3)	-4.9	(1.2)	8.3	(1.4)	5.4	(1.1)	10.6	(1.0)	1.1	(1.1)	-0.4	(1.0)	2.5	(1.1)			Spanien	21.8	(0.9)	4.7	(0.9)	7.0	(1.0)	-2.1	(0.8)	-5.4	(1.1)	13.2	(1.0)	9.0	(0.8)	21.6	(0.9)	0.0	(0.8)	4.6	(0.9)	-2.3	(0.9)			Schweden	25.5	(1.9)	11.4	(1.6)	3.8	(1.9)	-2.1	(1.5)	-7.1	(2.1)	7.4	(2.2)	15.3	(1.5)	21.1	(1.7)	4.5	(1.6)	-0.8	(1.5)	-2.2	(2.0)			Schweiz	19.5	(1.1)	6.3	(1.2)	3.8	(1.2)	-8.7	(1.5)	-5.7	(1.6)	4.8	(1.4)	14.2	(1.2)	18.3	(1.4)	-1.4	(1.1)	1.2	(1.3)	-4.3	(1.3)			Türkei	12.0	(1.8)	-5.4	(1.9)	3.2	(1.5)	-6.3	(1.7)	0.3	(1.8)	10.4	(2.4)	7.8	(1.3)	10.8	(1.6)	1.4	(1.2)	-0.4	(1.5)	1.3	(1.6)			Ver. Königreich	29.6	(1.5)	-3.7	(1.5)	8.2	(1.5)	-11.4	(1.6)	-5.9	(1.5)	15.1	(1.8)	8.1	(1.5)	15.9	(1.3)	4.9	(1.4)	5.5	(1.3)	-1.3	(1.5)			Ver. Staaten	25.9	(2.0)	-2.3	(2.5)	6.3	(2.2)	-12.6	(2.2)	-9.8	(2.3)	17.2	(2.3)	8.3	(2.0)	13.8	(2.1)	1.0	(1.6)	7.9	(1.6)	0.0	(1.6)			OECD-Durchschnitt	21.3	(0.3)	2.1	(0.3)	5.4	(0.3)	-8.9	(0.3)	-4.8	(0.3)	10.7	(0.3)	9.5	(0.3)	17.3	(0.3)	2.6	(0.2)	1.7	(0.3)	-2.2	(0.3)			Partnerländer																								Albanien	27.6	(2.9)	-0.8	(2.6)	0.1	(1.6)	0.8	(2.4)	-5.9	(2.7)	18.8	(3.0)	19.0	(2.0)	11.5	(2.1)	5.4	(2.1)	5.2	(2.2)	-1.1	(2.0)			Argentinien	18.9	(2.6)	2.8	(1.3)	3.4	(1.4)	-3.9	(1.7)	-4.4	(1.7)	14.1	(1.8)	8.5	(2.0)	14.9	(1.9)	-3.2	(1.7)	0.0	(1.7)	-1.9	(1.8)			Aserbaidschan	14.2	(2.0)	0.9	(0.9)	0.0	(0.6)	-0.1	(1.6)	-1.2	(1.8)	8.0	(1.7)	7.7	(1.8)	1.4	(1.5)	-1.6	(1.5)	6.1	(1.6)	2.5	(1.0)			Brasilien	15.1	(1.3)	-0.8	(1.2)	3.1	(0.8)	-2.9	(1.4)	-5.8	(1.2)	11.3	(1.5)	8.9	(1.0)	14.1	(1.2)	3.7	(1.0)	4.1	(1.4)	-2.0	(1.2)			Bulgarien	10.8	(2.9)	3.2	(1.5)	9.0	(1.3)	-3.7	(2.0)	-8.4	(1.8)	11.0	(2.2)	10.5	(1.9)	18.4	(1.9)	1.0	(1.4)	5.0	(1.8)	1.8	(1.6)			Kolumbien	11.4	(2.1)	-0.5	(1.3)	6.3	(1.5)	-8.0	(1.5)	-2.3	(2.0)	8.7	(1.7)	12.5	(2.0)	15.6	(1.9)	-1.7	(1.5)	12.1	(1.8)	1.2	(1.8)			Kroatien	14.1	(1.4)	5.1	(1.5)	4.2	(1.1)	-3.2	(1.7)	-6.6	(2.1)	2.1	(2.0)	11.0	(1.3)	17.6	(1.3)	-4.7	(1.6)	4.5	(1.6)	2.8	(1.5)			Dubai (VAE)	22.4	(1.5)	-3.4	(1.0)	3.9	(1.0)	-8.8	(1.5)	-3.9	(1.4)	11.8	(1.4)	10.6	(1.2)	15.1	(1.2)	5.4	(1.2)	3.8	(1.3)	-2.7	(1.1)			Hongkong (China)	22.6	(2.0)	0.9	(1.4)	2.4	(1.4)	-8.0	(2.0)	-8.4	(1.4)	14.4	(1.7)	9.4	(1.0)	10.8	(1.0)	0.8	(1.4)	3.5	(1.5)	1.4	(1.5)			Indonesien	17.2	(2.1)	1.9	(0.8)	3.2	(1.5)	0.6	(1.6)	4.3	(1.6)	8.4	(1.0)	5.9	(1.0)	-3.2	(1.4)	1.2	(1.4)	-2.1	(1.1)			Jordanien	12.2	(2.0)	-0.4	(1.1)	4.3	(1.0)	0.6	(2.0)	2.4	(2.0)	11.4	(1.9)	7.1	(1.4)	12.6	(1.5)	6.4	(1.3)	4.7	(1.7)	0.4	(1.4)			Kasachstan	16.0	(2.4)	-5.0	(1.3)	3.0	(0.8)	-6.2	(2.2)	-5.8	(1.9)	10.3	(2.1)	15.7	(1.2)	18.4	(1.6)	2.3	(1.6)	10.0	(1.6)	3.3	(1.3)			Kirgisistan	24.7	(2.8)	1.7	(1.4)	-1.0	(0.8)	2.1	(1.8)	-4.4	(2.2)	11.0	(2.1)	12.9	(1.8)	10.3	(1.7)	1.3	(1.7)	13.3	(1.7)	1.1	(1.4)			Lettland	26.2	(2.3)	1.9	(2.5)	4.6	(2.0)	-11.3	(2.3)	-4.4	(2.1)	9.0	(2.2)	11.4	(1.6)	19.9	(1.7)	5.3	(1.7)	4.8	(2.0)	-2.9	(1.8)			Litauen	20.4	(1.4)	4.3	(1.4)	9.1	(1.2)	-13.7	(2.1)	-9.4	(1.6)	11.4	(2.0)	11.3	(1.6)	16.6	(1.6)	2.1	(1.1)	4.6	(1.6)	-1.5	(1.6)			Macau (China)	c	c	c	c	c	c	c	c	c	c	c	c	c	c	c	c	c	c	c	c	c	c			Montenegro	c	c	c	c	c	c	c	c	c	c	c	c	c	c	c	c	c	c	c	c	c	c			Panama	9.4	(3.1)	3.1	(1.6)	1.1	(1.3)	1.5	(2.0)	-4.6	(2.7)	10.1	(2.6)	5.9	(2.4)	10.4	(2.0)	3.6	(1.8)	6.9	(2.4)	-1.7	(1.7)			Peru	15.7	(2.1)	1.6	(1.4)	2.4	(1.2)	-9.3	(1.8)	-1.4	(1.9)	5.8	(1.9)	7.6	(1.7)	13.0	(1.8)	3.4	(1.6)	11.5	(2.0)	0.4	(1.6)			Katar	17.6	(1.4)	1.1	(0.8)	4.3	(0.8)	-4.1	(1.3)	-5.9	(1.3)	13.1	(1.3)	7.8	(1.1)	9.3	(1.2)	6.0	(0.8)	4.1	(1.0)	-3.7	(0.8)																																																																																																																																																																																																																																																																																																																																																																																																																																																																																																																																																																																																																																																	
Portugal	14.7	(1.6)	-0.8	(1.6)	3.2	(1.4)	-7.9	(1.5)	-5.2	(1.9)	17.9	(1.9)	9.9	(1.2)	18.5	(1.3)	-1.2	(1.3)	4.0	(1.4)	-1.9	(1.4)			Slowak. Rep.	17.9	(1.6)	4.2	(1.4)	9.3	(1.4)	-10.0	(1.1)	-6.9	(1.7)	11.4	(1.9)	7.3	(1.5)	18.1	(1.4)	1.4	(1.4)	1.5	(1.4)	-2.9	(1.6)			Slowenien	10.7	(1.3)	4.3	(1.3)	3.5	(0.9)	-10.8	(1.3)	-4.9	(1.2)	8.3	(1.4)	5.4	(1.1)	10.6	(1.0)	1.1	(1.1)	-0.4	(1.0)	2.5	(1.1)			Spanien	21.8	(0.9)	4.7	(0.9)	7.0	(1.0)	-2.1	(0.8)	-5.4	(1.1)	13.2	(1.0)	9.0	(0.8)	21.6	(0.9)	0.0	(0.8)	4.6	(0.9)	-2.3	(0.9)			Schweden	25.5	(1.9)	11.4	(1.6)	3.8	(1.9)	-2.1	(1.5)	-7.1	(2.1)	7.4	(2.2)	15.3	(1.5)	21.1	(1.7)	4.5	(1.6)	-0.8	(1.5)	-2.2	(2.0)			Schweiz	19.5	(1.1)	6.3	(1.2)	3.8	(1.2)	-8.7	(1.5)	-5.7	(1.6)	4.8	(1.4)	14.2	(1.2)	18.3	(1.4)	-1.4	(1.1)	1.2	(1.3)	-4.3	(1.3)			Türkei	12.0	(1.8)	-5.4	(1.9)	3.2	(1.5)	-6.3	(1.7)	0.3	(1.8)	10.4	(2.4)	7.8	(1.3)	10.8	(1.6)	1.4	(1.2)	-0.4	(1.5)	1.3	(1.6)			Ver. Königreich	29.6	(1.5)	-3.7	(1.5)	8.2	(1.5)	-11.4	(1.6)	-5.9	(1.5)	15.1	(1.8)	8.1	(1.5)	15.9	(1.3)	4.9	(1.4)	5.5	(1.3)	-1.3	(1.5)			Ver. Staaten	25.9	(2.0)	-2.3	(2.5)	6.3	(2.2)	-12.6	(2.2)	-9.8	(2.3)	17.2	(2.3)	8.3	(2.0)	13.8	(2.1)	1.0	(1.6)	7.9	(1.6)	0.0	(1.6)			OECD-Durchschnitt	21.3	(0.3)	2.1	(0.3)	5.4	(0.3)	-8.9	(0.3)	-4.8	(0.3)	10.7	(0.3)	9.5	(0.3)	17.3	(0.3)	2.6	(0.2)	1.7	(0.3)	-2.2	(0.3)			Partnerländer																								Albanien	27.6	(2.9)	-0.8	(2.6)	0.1	(1.6)	0.8	(2.4)	-5.9	(2.7)	18.8	(3.0)	19.0	(2.0)	11.5	(2.1)	5.4	(2.1)	5.2	(2.2)	-1.1	(2.0)			Argentinien	18.9	(2.6)	2.8	(1.3)	3.4	(1.4)	-3.9	(1.7)	-4.4	(1.7)	14.1	(1.8)	8.5	(2.0)	14.9	(1.9)	-3.2	(1.7)	0.0	(1.7)	-1.9	(1.8)			Aserbaidschan	14.2	(2.0)	0.9	(0.9)	0.0	(0.6)	-0.1	(1.6)	-1.2	(1.8)	8.0	(1.7)	7.7	(1.8)	1.4	(1.5)	-1.6	(1.5)	6.1	(1.6)	2.5	(1.0)			Brasilien	15.1	(1.3)	-0.8	(1.2)	3.1	(0.8)	-2.9	(1.4)	-5.8	(1.2)	11.3	(1.5)	8.9	(1.0)	14.1	(1.2)	3.7	(1.0)	4.1	(1.4)	-2.0	(1.2)			Bulgarien	10.8	(2.9)	3.2	(1.5)	9.0	(1.3)	-3.7	(2.0)	-8.4	(1.8)	11.0	(2.2)	10.5	(1.9)	18.4	(1.9)	1.0	(1.4)	5.0	(1.8)	1.8	(1.6)			Kolumbien	11.4	(2.1)	-0.5	(1.3)	6.3	(1.5)	-8.0	(1.5)	-2.3	(2.0)	8.7	(1.7)	12.5	(2.0)	15.6	(1.9)	-1.7	(1.5)	12.1	(1.8)	1.2	(1.8)			Kroatien	14.1	(1.4)	5.1	(1.5)	4.2	(1.1)	-3.2	(1.7)	-6.6	(2.1)	2.1	(2.0)	11.0	(1.3)	17.6	(1.3)	-4.7	(1.6)	4.5	(1.6)	2.8	(1.5)			Dubai (VAE)	22.4	(1.5)	-3.4	(1.0)	3.9	(1.0)	-8.8	(1.5)	-3.9	(1.4)	11.8	(1.4)	10.6	(1.2)	15.1	(1.2)	5.4	(1.2)	3.8	(1.3)	-2.7	(1.1)			Hongkong (China)	22.6	(2.0)	0.9	(1.4)	2.4	(1.4)	-8.0	(2.0)	-8.4	(1.4)	14.4	(1.7)	9.4	(1.0)	10.8	(1.0)	0.8	(1.4)	3.5	(1.5)	1.4	(1.5)			Indonesien	17.2	(2.1)	1.9	(0.8)	3.2	(1.5)	0.6	(1.6)	4.3	(1.6)	8.4	(1.0)	5.9	(1.0)	-3.2	(1.4)	1.2	(1.4)	-2.1	(1.1)			Jordanien	12.2	(2.0)	-0.4	(1.1)	4.3	(1.0)	0.6	(2.0)	2.4	(2.0)	11.4	(1.9)	7.1	(1.4)	12.6	(1.5)	6.4	(1.3)	4.7	(1.7)	0.4	(1.4)			Kasachstan	16.0	(2.4)	-5.0	(1.3)	3.0	(0.8)	-6.2	(2.2)	-5.8	(1.9)	10.3	(2.1)	15.7	(1.2)	18.4	(1.6)	2.3	(1.6)	10.0	(1.6)	3.3	(1.3)			Kirgisistan	24.7	(2.8)	1.7	(1.4)	-1.0	(0.8)	2.1	(1.8)	-4.4	(2.2)	11.0	(2.1)	12.9	(1.8)	10.3	(1.7)	1.3	(1.7)	13.3	(1.7)	1.1	(1.4)			Lettland	26.2	(2.3)	1.9	(2.5)	4.6	(2.0)	-11.3	(2.3)	-4.4	(2.1)	9.0	(2.2)	11.4	(1.6)	19.9	(1.7)	5.3	(1.7)	4.8	(2.0)	-2.9	(1.8)			Litauen	20.4	(1.4)	4.3	(1.4)	9.1	(1.2)	-13.7	(2.1)	-9.4	(1.6)	11.4	(2.0)	11.3	(1.6)	16.6	(1.6)	2.1	(1.1)	4.6	(1.6)	-1.5	(1.6)			Macau (China)	c	c	c	c	c	c	c	c	c	c	c	c	c	c	c	c	c	c	c	c	c	c			Montenegro	c	c	c	c	c	c	c	c	c	c	c	c	c	c	c	c	c	c	c	c	c	c			Panama	9.4	(3.1)	3.1	(1.6)	1.1	(1.3)	1.5	(2.0)	-4.6	(2.7)	10.1	(2.6)	5.9	(2.4)	10.4	(2.0)	3.6	(1.8)	6.9	(2.4)	-1.7	(1.7)			Peru	15.7	(2.1)	1.6	(1.4)	2.4	(1.2)	-9.3	(1.8)	-1.4	(1.9)	5.8	(1.9)	7.6	(1.7)	13.0	(1.8)	3.4	(1.6)	11.5	(2.0)	0.4	(1.6)			Katar	17.6	(1.4)	1.1	(0.8)	4.3	(0.8)	-4.1	(1.3)	-5.9	(1.3)	13.1	(1.3)	7.8	(1.1)	9.3	(1.2)	6.0	(0.8)	4.1	(1.0)	-3.7	(0.8)																																																																																																																																																																																																																																																																																																																																																																																																																																																																																																																																																																																																																																																																										
Slowak. Rep.	17.9	(1.6)	4.2	(1.4)	9.3	(1.4)	-10.0	(1.1)	-6.9	(1.7)	11.4	(1.9)	7.3	(1.5)	18.1	(1.4)	1.4	(1.4)	1.5	(1.4)	-2.9	(1.6)			Slowenien	10.7	(1.3)	4.3	(1.3)	3.5	(0.9)	-10.8	(1.3)	-4.9	(1.2)	8.3	(1.4)	5.4	(1.1)	10.6	(1.0)	1.1	(1.1)	-0.4	(1.0)	2.5	(1.1)			Spanien	21.8	(0.9)	4.7	(0.9)	7.0	(1.0)	-2.1	(0.8)	-5.4	(1.1)	13.2	(1.0)	9.0	(0.8)	21.6	(0.9)	0.0	(0.8)	4.6	(0.9)	-2.3	(0.9)			Schweden	25.5	(1.9)	11.4	(1.6)	3.8	(1.9)	-2.1	(1.5)	-7.1	(2.1)	7.4	(2.2)	15.3	(1.5)	21.1	(1.7)	4.5	(1.6)	-0.8	(1.5)	-2.2	(2.0)			Schweiz	19.5	(1.1)	6.3	(1.2)	3.8	(1.2)	-8.7	(1.5)	-5.7	(1.6)	4.8	(1.4)	14.2	(1.2)	18.3	(1.4)	-1.4	(1.1)	1.2	(1.3)	-4.3	(1.3)			Türkei	12.0	(1.8)	-5.4	(1.9)	3.2	(1.5)	-6.3	(1.7)	0.3	(1.8)	10.4	(2.4)	7.8	(1.3)	10.8	(1.6)	1.4	(1.2)	-0.4	(1.5)	1.3	(1.6)			Ver. Königreich	29.6	(1.5)	-3.7	(1.5)	8.2	(1.5)	-11.4	(1.6)	-5.9	(1.5)	15.1	(1.8)	8.1	(1.5)	15.9	(1.3)	4.9	(1.4)	5.5	(1.3)	-1.3	(1.5)			Ver. Staaten	25.9	(2.0)	-2.3	(2.5)	6.3	(2.2)	-12.6	(2.2)	-9.8	(2.3)	17.2	(2.3)	8.3	(2.0)	13.8	(2.1)	1.0	(1.6)	7.9	(1.6)	0.0	(1.6)			OECD-Durchschnitt	21.3	(0.3)	2.1	(0.3)	5.4	(0.3)	-8.9	(0.3)	-4.8	(0.3)	10.7	(0.3)	9.5	(0.3)	17.3	(0.3)	2.6	(0.2)	1.7	(0.3)	-2.2	(0.3)			Partnerländer																								Albanien	27.6	(2.9)	-0.8	(2.6)	0.1	(1.6)	0.8	(2.4)	-5.9	(2.7)	18.8	(3.0)	19.0	(2.0)	11.5	(2.1)	5.4	(2.1)	5.2	(2.2)	-1.1	(2.0)			Argentinien	18.9	(2.6)	2.8	(1.3)	3.4	(1.4)	-3.9	(1.7)	-4.4	(1.7)	14.1	(1.8)	8.5	(2.0)	14.9	(1.9)	-3.2	(1.7)	0.0	(1.7)	-1.9	(1.8)			Aserbaidschan	14.2	(2.0)	0.9	(0.9)	0.0	(0.6)	-0.1	(1.6)	-1.2	(1.8)	8.0	(1.7)	7.7	(1.8)	1.4	(1.5)	-1.6	(1.5)	6.1	(1.6)	2.5	(1.0)			Brasilien	15.1	(1.3)	-0.8	(1.2)	3.1	(0.8)	-2.9	(1.4)	-5.8	(1.2)	11.3	(1.5)	8.9	(1.0)	14.1	(1.2)	3.7	(1.0)	4.1	(1.4)	-2.0	(1.2)			Bulgarien	10.8	(2.9)	3.2	(1.5)	9.0	(1.3)	-3.7	(2.0)	-8.4	(1.8)	11.0	(2.2)	10.5	(1.9)	18.4	(1.9)	1.0	(1.4)	5.0	(1.8)	1.8	(1.6)			Kolumbien	11.4	(2.1)	-0.5	(1.3)	6.3	(1.5)	-8.0	(1.5)	-2.3	(2.0)	8.7	(1.7)	12.5	(2.0)	15.6	(1.9)	-1.7	(1.5)	12.1	(1.8)	1.2	(1.8)			Kroatien	14.1	(1.4)	5.1	(1.5)	4.2	(1.1)	-3.2	(1.7)	-6.6	(2.1)	2.1	(2.0)	11.0	(1.3)	17.6	(1.3)	-4.7	(1.6)	4.5	(1.6)	2.8	(1.5)			Dubai (VAE)	22.4	(1.5)	-3.4	(1.0)	3.9	(1.0)	-8.8	(1.5)	-3.9	(1.4)	11.8	(1.4)	10.6	(1.2)	15.1	(1.2)	5.4	(1.2)	3.8	(1.3)	-2.7	(1.1)			Hongkong (China)	22.6	(2.0)	0.9	(1.4)	2.4	(1.4)	-8.0	(2.0)	-8.4	(1.4)	14.4	(1.7)	9.4	(1.0)	10.8	(1.0)	0.8	(1.4)	3.5	(1.5)	1.4	(1.5)			Indonesien	17.2	(2.1)	1.9	(0.8)	3.2	(1.5)	0.6	(1.6)	4.3	(1.6)	8.4	(1.0)	5.9	(1.0)	-3.2	(1.4)	1.2	(1.4)	-2.1	(1.1)			Jordanien	12.2	(2.0)	-0.4	(1.1)	4.3	(1.0)	0.6	(2.0)	2.4	(2.0)	11.4	(1.9)	7.1	(1.4)	12.6	(1.5)	6.4	(1.3)	4.7	(1.7)	0.4	(1.4)			Kasachstan	16.0	(2.4)	-5.0	(1.3)	3.0	(0.8)	-6.2	(2.2)	-5.8	(1.9)	10.3	(2.1)	15.7	(1.2)	18.4	(1.6)	2.3	(1.6)	10.0	(1.6)	3.3	(1.3)			Kirgisistan	24.7	(2.8)	1.7	(1.4)	-1.0	(0.8)	2.1	(1.8)	-4.4	(2.2)	11.0	(2.1)	12.9	(1.8)	10.3	(1.7)	1.3	(1.7)	13.3	(1.7)	1.1	(1.4)			Lettland	26.2	(2.3)	1.9	(2.5)	4.6	(2.0)	-11.3	(2.3)	-4.4	(2.1)	9.0	(2.2)	11.4	(1.6)	19.9	(1.7)	5.3	(1.7)	4.8	(2.0)	-2.9	(1.8)			Litauen	20.4	(1.4)	4.3	(1.4)	9.1	(1.2)	-13.7	(2.1)	-9.4	(1.6)	11.4	(2.0)	11.3	(1.6)	16.6	(1.6)	2.1	(1.1)	4.6	(1.6)	-1.5	(1.6)			Macau (China)	c	c	c	c	c	c	c	c	c	c	c	c	c	c	c	c	c	c	c	c	c	c			Montenegro	c	c	c	c	c	c	c	c	c	c	c	c	c	c	c	c	c	c	c	c	c	c			Panama	9.4	(3.1)	3.1	(1.6)	1.1	(1.3)	1.5	(2.0)	-4.6	(2.7)	10.1	(2.6)	5.9	(2.4)	10.4	(2.0)	3.6	(1.8)	6.9	(2.4)	-1.7	(1.7)			Peru	15.7	(2.1)	1.6	(1.4)	2.4	(1.2)	-9.3	(1.8)	-1.4	(1.9)	5.8	(1.9)	7.6	(1.7)	13.0	(1.8)	3.4	(1.6)	11.5	(2.0)	0.4	(1.6)			Katar	17.6	(1.4)	1.1	(0.8)	4.3	(0.8)	-4.1	(1.3)	-5.9	(1.3)	13.1	(1.3)	7.8	(1.1)	9.3	(1.2)	6.0	(0.8)	4.1	(1.0)	-3.7	(0.8)																																																																																																																																																																																																																																																																																																																																																																																																																																																																																																																																																																																																																																																																																																			
Slowenien	10.7	(1.3)	4.3	(1.3)	3.5	(0.9)	-10.8	(1.3)	-4.9	(1.2)	8.3	(1.4)	5.4	(1.1)	10.6	(1.0)	1.1	(1.1)	-0.4	(1.0)	2.5	(1.1)			Spanien	21.8	(0.9)	4.7	(0.9)	7.0	(1.0)	-2.1	(0.8)	-5.4	(1.1)	13.2	(1.0)	9.0	(0.8)	21.6	(0.9)	0.0	(0.8)	4.6	(0.9)	-2.3	(0.9)			Schweden	25.5	(1.9)	11.4	(1.6)	3.8	(1.9)	-2.1	(1.5)	-7.1	(2.1)	7.4	(2.2)	15.3	(1.5)	21.1	(1.7)	4.5	(1.6)	-0.8	(1.5)	-2.2	(2.0)			Schweiz	19.5	(1.1)	6.3	(1.2)	3.8	(1.2)	-8.7	(1.5)	-5.7	(1.6)	4.8	(1.4)	14.2	(1.2)	18.3	(1.4)	-1.4	(1.1)	1.2	(1.3)	-4.3	(1.3)			Türkei	12.0	(1.8)	-5.4	(1.9)	3.2	(1.5)	-6.3	(1.7)	0.3	(1.8)	10.4	(2.4)	7.8	(1.3)	10.8	(1.6)	1.4	(1.2)	-0.4	(1.5)	1.3	(1.6)			Ver. Königreich	29.6	(1.5)	-3.7	(1.5)	8.2	(1.5)	-11.4	(1.6)	-5.9	(1.5)	15.1	(1.8)	8.1	(1.5)	15.9	(1.3)	4.9	(1.4)	5.5	(1.3)	-1.3	(1.5)			Ver. Staaten	25.9	(2.0)	-2.3	(2.5)	6.3	(2.2)	-12.6	(2.2)	-9.8	(2.3)	17.2	(2.3)	8.3	(2.0)	13.8	(2.1)	1.0	(1.6)	7.9	(1.6)	0.0	(1.6)			OECD-Durchschnitt	21.3	(0.3)	2.1	(0.3)	5.4	(0.3)	-8.9	(0.3)	-4.8	(0.3)	10.7	(0.3)	9.5	(0.3)	17.3	(0.3)	2.6	(0.2)	1.7	(0.3)	-2.2	(0.3)			Partnerländer																								Albanien	27.6	(2.9)	-0.8	(2.6)	0.1	(1.6)	0.8	(2.4)	-5.9	(2.7)	18.8	(3.0)	19.0	(2.0)	11.5	(2.1)	5.4	(2.1)	5.2	(2.2)	-1.1	(2.0)			Argentinien	18.9	(2.6)	2.8	(1.3)	3.4	(1.4)	-3.9	(1.7)	-4.4	(1.7)	14.1	(1.8)	8.5	(2.0)	14.9	(1.9)	-3.2	(1.7)	0.0	(1.7)	-1.9	(1.8)			Aserbaidschan	14.2	(2.0)	0.9	(0.9)	0.0	(0.6)	-0.1	(1.6)	-1.2	(1.8)	8.0	(1.7)	7.7	(1.8)	1.4	(1.5)	-1.6	(1.5)	6.1	(1.6)	2.5	(1.0)			Brasilien	15.1	(1.3)	-0.8	(1.2)	3.1	(0.8)	-2.9	(1.4)	-5.8	(1.2)	11.3	(1.5)	8.9	(1.0)	14.1	(1.2)	3.7	(1.0)	4.1	(1.4)	-2.0	(1.2)			Bulgarien	10.8	(2.9)	3.2	(1.5)	9.0	(1.3)	-3.7	(2.0)	-8.4	(1.8)	11.0	(2.2)	10.5	(1.9)	18.4	(1.9)	1.0	(1.4)	5.0	(1.8)	1.8	(1.6)			Kolumbien	11.4	(2.1)	-0.5	(1.3)	6.3	(1.5)	-8.0	(1.5)	-2.3	(2.0)	8.7	(1.7)	12.5	(2.0)	15.6	(1.9)	-1.7	(1.5)	12.1	(1.8)	1.2	(1.8)			Kroatien	14.1	(1.4)	5.1	(1.5)	4.2	(1.1)	-3.2	(1.7)	-6.6	(2.1)	2.1	(2.0)	11.0	(1.3)	17.6	(1.3)	-4.7	(1.6)	4.5	(1.6)	2.8	(1.5)			Dubai (VAE)	22.4	(1.5)	-3.4	(1.0)	3.9	(1.0)	-8.8	(1.5)	-3.9	(1.4)	11.8	(1.4)	10.6	(1.2)	15.1	(1.2)	5.4	(1.2)	3.8	(1.3)	-2.7	(1.1)			Hongkong (China)	22.6	(2.0)	0.9	(1.4)	2.4	(1.4)	-8.0	(2.0)	-8.4	(1.4)	14.4	(1.7)	9.4	(1.0)	10.8	(1.0)	0.8	(1.4)	3.5	(1.5)	1.4	(1.5)			Indonesien	17.2	(2.1)	1.9	(0.8)	3.2	(1.5)	0.6	(1.6)	4.3	(1.6)	8.4	(1.0)	5.9	(1.0)	-3.2	(1.4)	1.2	(1.4)	-2.1	(1.1)			Jordanien	12.2	(2.0)	-0.4	(1.1)	4.3	(1.0)	0.6	(2.0)	2.4	(2.0)	11.4	(1.9)	7.1	(1.4)	12.6	(1.5)	6.4	(1.3)	4.7	(1.7)	0.4	(1.4)			Kasachstan	16.0	(2.4)	-5.0	(1.3)	3.0	(0.8)	-6.2	(2.2)	-5.8	(1.9)	10.3	(2.1)	15.7	(1.2)	18.4	(1.6)	2.3	(1.6)	10.0	(1.6)	3.3	(1.3)			Kirgisistan	24.7	(2.8)	1.7	(1.4)	-1.0	(0.8)	2.1	(1.8)	-4.4	(2.2)	11.0	(2.1)	12.9	(1.8)	10.3	(1.7)	1.3	(1.7)	13.3	(1.7)	1.1	(1.4)			Lettland	26.2	(2.3)	1.9	(2.5)	4.6	(2.0)	-11.3	(2.3)	-4.4	(2.1)	9.0	(2.2)	11.4	(1.6)	19.9	(1.7)	5.3	(1.7)	4.8	(2.0)	-2.9	(1.8)			Litauen	20.4	(1.4)	4.3	(1.4)	9.1	(1.2)	-13.7	(2.1)	-9.4	(1.6)	11.4	(2.0)	11.3	(1.6)	16.6	(1.6)	2.1	(1.1)	4.6	(1.6)	-1.5	(1.6)			Macau (China)	c	c	c	c	c	c	c	c	c	c	c	c	c	c	c	c	c	c	c	c	c	c			Montenegro	c	c	c	c	c	c	c	c	c	c	c	c	c	c	c	c	c	c	c	c	c	c			Panama	9.4	(3.1)	3.1	(1.6)	1.1	(1.3)	1.5	(2.0)	-4.6	(2.7)	10.1	(2.6)	5.9	(2.4)	10.4	(2.0)	3.6	(1.8)	6.9	(2.4)	-1.7	(1.7)			Peru	15.7	(2.1)	1.6	(1.4)	2.4	(1.2)	-9.3	(1.8)	-1.4	(1.9)	5.8	(1.9)	7.6	(1.7)	13.0	(1.8)	3.4	(1.6)	11.5	(2.0)	0.4	(1.6)			Katar	17.6	(1.4)	1.1	(0.8)	4.3	(0.8)	-4.1	(1.3)	-5.9	(1.3)	13.1	(1.3)	7.8	(1.1)	9.3	(1.2)	6.0	(0.8)	4.1	(1.0)	-3.7	(0.8)																																																																																																																																																																																																																																																																																																																																																																																																																																																																																																																																																																																																																																																																																																																												
Spanien	21.8	(0.9)	4.7	(0.9)	7.0	(1.0)	-2.1	(0.8)	-5.4	(1.1)	13.2	(1.0)	9.0	(0.8)	21.6	(0.9)	0.0	(0.8)	4.6	(0.9)	-2.3	(0.9)			Schweden	25.5	(1.9)	11.4	(1.6)	3.8	(1.9)	-2.1	(1.5)	-7.1	(2.1)	7.4	(2.2)	15.3	(1.5)	21.1	(1.7)	4.5	(1.6)	-0.8	(1.5)	-2.2	(2.0)			Schweiz	19.5	(1.1)	6.3	(1.2)	3.8	(1.2)	-8.7	(1.5)	-5.7	(1.6)	4.8	(1.4)	14.2	(1.2)	18.3	(1.4)	-1.4	(1.1)	1.2	(1.3)	-4.3	(1.3)			Türkei	12.0	(1.8)	-5.4	(1.9)	3.2	(1.5)	-6.3	(1.7)	0.3	(1.8)	10.4	(2.4)	7.8	(1.3)	10.8	(1.6)	1.4	(1.2)	-0.4	(1.5)	1.3	(1.6)			Ver. Königreich	29.6	(1.5)	-3.7	(1.5)	8.2	(1.5)	-11.4	(1.6)	-5.9	(1.5)	15.1	(1.8)	8.1	(1.5)	15.9	(1.3)	4.9	(1.4)	5.5	(1.3)	-1.3	(1.5)			Ver. Staaten	25.9	(2.0)	-2.3	(2.5)	6.3	(2.2)	-12.6	(2.2)	-9.8	(2.3)	17.2	(2.3)	8.3	(2.0)	13.8	(2.1)	1.0	(1.6)	7.9	(1.6)	0.0	(1.6)			OECD-Durchschnitt	21.3	(0.3)	2.1	(0.3)	5.4	(0.3)	-8.9	(0.3)	-4.8	(0.3)	10.7	(0.3)	9.5	(0.3)	17.3	(0.3)	2.6	(0.2)	1.7	(0.3)	-2.2	(0.3)			Partnerländer																								Albanien	27.6	(2.9)	-0.8	(2.6)	0.1	(1.6)	0.8	(2.4)	-5.9	(2.7)	18.8	(3.0)	19.0	(2.0)	11.5	(2.1)	5.4	(2.1)	5.2	(2.2)	-1.1	(2.0)			Argentinien	18.9	(2.6)	2.8	(1.3)	3.4	(1.4)	-3.9	(1.7)	-4.4	(1.7)	14.1	(1.8)	8.5	(2.0)	14.9	(1.9)	-3.2	(1.7)	0.0	(1.7)	-1.9	(1.8)			Aserbaidschan	14.2	(2.0)	0.9	(0.9)	0.0	(0.6)	-0.1	(1.6)	-1.2	(1.8)	8.0	(1.7)	7.7	(1.8)	1.4	(1.5)	-1.6	(1.5)	6.1	(1.6)	2.5	(1.0)			Brasilien	15.1	(1.3)	-0.8	(1.2)	3.1	(0.8)	-2.9	(1.4)	-5.8	(1.2)	11.3	(1.5)	8.9	(1.0)	14.1	(1.2)	3.7	(1.0)	4.1	(1.4)	-2.0	(1.2)			Bulgarien	10.8	(2.9)	3.2	(1.5)	9.0	(1.3)	-3.7	(2.0)	-8.4	(1.8)	11.0	(2.2)	10.5	(1.9)	18.4	(1.9)	1.0	(1.4)	5.0	(1.8)	1.8	(1.6)			Kolumbien	11.4	(2.1)	-0.5	(1.3)	6.3	(1.5)	-8.0	(1.5)	-2.3	(2.0)	8.7	(1.7)	12.5	(2.0)	15.6	(1.9)	-1.7	(1.5)	12.1	(1.8)	1.2	(1.8)			Kroatien	14.1	(1.4)	5.1	(1.5)	4.2	(1.1)	-3.2	(1.7)	-6.6	(2.1)	2.1	(2.0)	11.0	(1.3)	17.6	(1.3)	-4.7	(1.6)	4.5	(1.6)	2.8	(1.5)			Dubai (VAE)	22.4	(1.5)	-3.4	(1.0)	3.9	(1.0)	-8.8	(1.5)	-3.9	(1.4)	11.8	(1.4)	10.6	(1.2)	15.1	(1.2)	5.4	(1.2)	3.8	(1.3)	-2.7	(1.1)			Hongkong (China)	22.6	(2.0)	0.9	(1.4)	2.4	(1.4)	-8.0	(2.0)	-8.4	(1.4)	14.4	(1.7)	9.4	(1.0)	10.8	(1.0)	0.8	(1.4)	3.5	(1.5)	1.4	(1.5)			Indonesien	17.2	(2.1)	1.9	(0.8)	3.2	(1.5)	0.6	(1.6)	4.3	(1.6)	8.4	(1.0)	5.9	(1.0)	-3.2	(1.4)	1.2	(1.4)	-2.1	(1.1)			Jordanien	12.2	(2.0)	-0.4	(1.1)	4.3	(1.0)	0.6	(2.0)	2.4	(2.0)	11.4	(1.9)	7.1	(1.4)	12.6	(1.5)	6.4	(1.3)	4.7	(1.7)	0.4	(1.4)			Kasachstan	16.0	(2.4)	-5.0	(1.3)	3.0	(0.8)	-6.2	(2.2)	-5.8	(1.9)	10.3	(2.1)	15.7	(1.2)	18.4	(1.6)	2.3	(1.6)	10.0	(1.6)	3.3	(1.3)			Kirgisistan	24.7	(2.8)	1.7	(1.4)	-1.0	(0.8)	2.1	(1.8)	-4.4	(2.2)	11.0	(2.1)	12.9	(1.8)	10.3	(1.7)	1.3	(1.7)	13.3	(1.7)	1.1	(1.4)			Lettland	26.2	(2.3)	1.9	(2.5)	4.6	(2.0)	-11.3	(2.3)	-4.4	(2.1)	9.0	(2.2)	11.4	(1.6)	19.9	(1.7)	5.3	(1.7)	4.8	(2.0)	-2.9	(1.8)			Litauen	20.4	(1.4)	4.3	(1.4)	9.1	(1.2)	-13.7	(2.1)	-9.4	(1.6)	11.4	(2.0)	11.3	(1.6)	16.6	(1.6)	2.1	(1.1)	4.6	(1.6)	-1.5	(1.6)			Macau (China)	c	c	c	c	c	c	c	c	c	c	c	c	c	c	c	c	c	c	c	c	c	c			Montenegro	c	c	c	c	c	c	c	c	c	c	c	c	c	c	c	c	c	c	c	c	c	c			Panama	9.4	(3.1)	3.1	(1.6)	1.1	(1.3)	1.5	(2.0)	-4.6	(2.7)	10.1	(2.6)	5.9	(2.4)	10.4	(2.0)	3.6	(1.8)	6.9	(2.4)	-1.7	(1.7)			Peru	15.7	(2.1)	1.6	(1.4)	2.4	(1.2)	-9.3	(1.8)	-1.4	(1.9)	5.8	(1.9)	7.6	(1.7)	13.0	(1.8)	3.4	(1.6)	11.5	(2.0)	0.4	(1.6)			Katar	17.6	(1.4)	1.1	(0.8)	4.3	(0.8)	-4.1	(1.3)	-5.9	(1.3)	13.1	(1.3)	7.8	(1.1)	9.3	(1.2)	6.0	(0.8)	4.1	(1.0)	-3.7	(0.8)																																																																																																																																																																																																																																																																																																																																																																																																																																																																																																																																																																																																																																																																																																																																																					
Schweden	25.5	(1.9)	11.4	(1.6)	3.8	(1.9)	-2.1	(1.5)	-7.1	(2.1)	7.4	(2.2)	15.3	(1.5)	21.1	(1.7)	4.5	(1.6)	-0.8	(1.5)	-2.2	(2.0)			Schweiz	19.5	(1.1)	6.3	(1.2)	3.8	(1.2)	-8.7	(1.5)	-5.7	(1.6)	4.8	(1.4)	14.2	(1.2)	18.3	(1.4)	-1.4	(1.1)	1.2	(1.3)	-4.3	(1.3)			Türkei	12.0	(1.8)	-5.4	(1.9)	3.2	(1.5)	-6.3	(1.7)	0.3	(1.8)	10.4	(2.4)	7.8	(1.3)	10.8	(1.6)	1.4	(1.2)	-0.4	(1.5)	1.3	(1.6)			Ver. Königreich	29.6	(1.5)	-3.7	(1.5)	8.2	(1.5)	-11.4	(1.6)	-5.9	(1.5)	15.1	(1.8)	8.1	(1.5)	15.9	(1.3)	4.9	(1.4)	5.5	(1.3)	-1.3	(1.5)			Ver. Staaten	25.9	(2.0)	-2.3	(2.5)	6.3	(2.2)	-12.6	(2.2)	-9.8	(2.3)	17.2	(2.3)	8.3	(2.0)	13.8	(2.1)	1.0	(1.6)	7.9	(1.6)	0.0	(1.6)			OECD-Durchschnitt	21.3	(0.3)	2.1	(0.3)	5.4	(0.3)	-8.9	(0.3)	-4.8	(0.3)	10.7	(0.3)	9.5	(0.3)	17.3	(0.3)	2.6	(0.2)	1.7	(0.3)	-2.2	(0.3)			Partnerländer																								Albanien	27.6	(2.9)	-0.8	(2.6)	0.1	(1.6)	0.8	(2.4)	-5.9	(2.7)	18.8	(3.0)	19.0	(2.0)	11.5	(2.1)	5.4	(2.1)	5.2	(2.2)	-1.1	(2.0)			Argentinien	18.9	(2.6)	2.8	(1.3)	3.4	(1.4)	-3.9	(1.7)	-4.4	(1.7)	14.1	(1.8)	8.5	(2.0)	14.9	(1.9)	-3.2	(1.7)	0.0	(1.7)	-1.9	(1.8)			Aserbaidschan	14.2	(2.0)	0.9	(0.9)	0.0	(0.6)	-0.1	(1.6)	-1.2	(1.8)	8.0	(1.7)	7.7	(1.8)	1.4	(1.5)	-1.6	(1.5)	6.1	(1.6)	2.5	(1.0)			Brasilien	15.1	(1.3)	-0.8	(1.2)	3.1	(0.8)	-2.9	(1.4)	-5.8	(1.2)	11.3	(1.5)	8.9	(1.0)	14.1	(1.2)	3.7	(1.0)	4.1	(1.4)	-2.0	(1.2)			Bulgarien	10.8	(2.9)	3.2	(1.5)	9.0	(1.3)	-3.7	(2.0)	-8.4	(1.8)	11.0	(2.2)	10.5	(1.9)	18.4	(1.9)	1.0	(1.4)	5.0	(1.8)	1.8	(1.6)			Kolumbien	11.4	(2.1)	-0.5	(1.3)	6.3	(1.5)	-8.0	(1.5)	-2.3	(2.0)	8.7	(1.7)	12.5	(2.0)	15.6	(1.9)	-1.7	(1.5)	12.1	(1.8)	1.2	(1.8)			Kroatien	14.1	(1.4)	5.1	(1.5)	4.2	(1.1)	-3.2	(1.7)	-6.6	(2.1)	2.1	(2.0)	11.0	(1.3)	17.6	(1.3)	-4.7	(1.6)	4.5	(1.6)	2.8	(1.5)			Dubai (VAE)	22.4	(1.5)	-3.4	(1.0)	3.9	(1.0)	-8.8	(1.5)	-3.9	(1.4)	11.8	(1.4)	10.6	(1.2)	15.1	(1.2)	5.4	(1.2)	3.8	(1.3)	-2.7	(1.1)			Hongkong (China)	22.6	(2.0)	0.9	(1.4)	2.4	(1.4)	-8.0	(2.0)	-8.4	(1.4)	14.4	(1.7)	9.4	(1.0)	10.8	(1.0)	0.8	(1.4)	3.5	(1.5)	1.4	(1.5)			Indonesien	17.2	(2.1)	1.9	(0.8)	3.2	(1.5)	0.6	(1.6)	4.3	(1.6)	8.4	(1.0)	5.9	(1.0)	-3.2	(1.4)	1.2	(1.4)	-2.1	(1.1)			Jordanien	12.2	(2.0)	-0.4	(1.1)	4.3	(1.0)	0.6	(2.0)	2.4	(2.0)	11.4	(1.9)	7.1	(1.4)	12.6	(1.5)	6.4	(1.3)	4.7	(1.7)	0.4	(1.4)			Kasachstan	16.0	(2.4)	-5.0	(1.3)	3.0	(0.8)	-6.2	(2.2)	-5.8	(1.9)	10.3	(2.1)	15.7	(1.2)	18.4	(1.6)	2.3	(1.6)	10.0	(1.6)	3.3	(1.3)			Kirgisistan	24.7	(2.8)	1.7	(1.4)	-1.0	(0.8)	2.1	(1.8)	-4.4	(2.2)	11.0	(2.1)	12.9	(1.8)	10.3	(1.7)	1.3	(1.7)	13.3	(1.7)	1.1	(1.4)			Lettland	26.2	(2.3)	1.9	(2.5)	4.6	(2.0)	-11.3	(2.3)	-4.4	(2.1)	9.0	(2.2)	11.4	(1.6)	19.9	(1.7)	5.3	(1.7)	4.8	(2.0)	-2.9	(1.8)			Litauen	20.4	(1.4)	4.3	(1.4)	9.1	(1.2)	-13.7	(2.1)	-9.4	(1.6)	11.4	(2.0)	11.3	(1.6)	16.6	(1.6)	2.1	(1.1)	4.6	(1.6)	-1.5	(1.6)			Macau (China)	c	c	c	c	c	c	c	c	c	c	c	c	c	c	c	c	c	c	c	c	c	c			Montenegro	c	c	c	c	c	c	c	c	c	c	c	c	c	c	c	c	c	c	c	c	c	c			Panama	9.4	(3.1)	3.1	(1.6)	1.1	(1.3)	1.5	(2.0)	-4.6	(2.7)	10.1	(2.6)	5.9	(2.4)	10.4	(2.0)	3.6	(1.8)	6.9	(2.4)	-1.7	(1.7)			Peru	15.7	(2.1)	1.6	(1.4)	2.4	(1.2)	-9.3	(1.8)	-1.4	(1.9)	5.8	(1.9)	7.6	(1.7)	13.0	(1.8)	3.4	(1.6)	11.5	(2.0)	0.4	(1.6)			Katar	17.6	(1.4)	1.1	(0.8)	4.3	(0.8)	-4.1	(1.3)	-5.9	(1.3)	13.1	(1.3)	7.8	(1.1)	9.3	(1.2)	6.0	(0.8)	4.1	(1.0)	-3.7	(0.8)																																																																																																																																																																																																																																																																																																																																																																																																																																																																																																																																																																																																																																																																																																																																																																														
Schweiz	19.5	(1.1)	6.3	(1.2)	3.8	(1.2)	-8.7	(1.5)	-5.7	(1.6)	4.8	(1.4)	14.2	(1.2)	18.3	(1.4)	-1.4	(1.1)	1.2	(1.3)	-4.3	(1.3)			Türkei	12.0	(1.8)	-5.4	(1.9)	3.2	(1.5)	-6.3	(1.7)	0.3	(1.8)	10.4	(2.4)	7.8	(1.3)	10.8	(1.6)	1.4	(1.2)	-0.4	(1.5)	1.3	(1.6)			Ver. Königreich	29.6	(1.5)	-3.7	(1.5)	8.2	(1.5)	-11.4	(1.6)	-5.9	(1.5)	15.1	(1.8)	8.1	(1.5)	15.9	(1.3)	4.9	(1.4)	5.5	(1.3)	-1.3	(1.5)			Ver. Staaten	25.9	(2.0)	-2.3	(2.5)	6.3	(2.2)	-12.6	(2.2)	-9.8	(2.3)	17.2	(2.3)	8.3	(2.0)	13.8	(2.1)	1.0	(1.6)	7.9	(1.6)	0.0	(1.6)			OECD-Durchschnitt	21.3	(0.3)	2.1	(0.3)	5.4	(0.3)	-8.9	(0.3)	-4.8	(0.3)	10.7	(0.3)	9.5	(0.3)	17.3	(0.3)	2.6	(0.2)	1.7	(0.3)	-2.2	(0.3)			Partnerländer																								Albanien	27.6	(2.9)	-0.8	(2.6)	0.1	(1.6)	0.8	(2.4)	-5.9	(2.7)	18.8	(3.0)	19.0	(2.0)	11.5	(2.1)	5.4	(2.1)	5.2	(2.2)	-1.1	(2.0)			Argentinien	18.9	(2.6)	2.8	(1.3)	3.4	(1.4)	-3.9	(1.7)	-4.4	(1.7)	14.1	(1.8)	8.5	(2.0)	14.9	(1.9)	-3.2	(1.7)	0.0	(1.7)	-1.9	(1.8)			Aserbaidschan	14.2	(2.0)	0.9	(0.9)	0.0	(0.6)	-0.1	(1.6)	-1.2	(1.8)	8.0	(1.7)	7.7	(1.8)	1.4	(1.5)	-1.6	(1.5)	6.1	(1.6)	2.5	(1.0)			Brasilien	15.1	(1.3)	-0.8	(1.2)	3.1	(0.8)	-2.9	(1.4)	-5.8	(1.2)	11.3	(1.5)	8.9	(1.0)	14.1	(1.2)	3.7	(1.0)	4.1	(1.4)	-2.0	(1.2)			Bulgarien	10.8	(2.9)	3.2	(1.5)	9.0	(1.3)	-3.7	(2.0)	-8.4	(1.8)	11.0	(2.2)	10.5	(1.9)	18.4	(1.9)	1.0	(1.4)	5.0	(1.8)	1.8	(1.6)			Kolumbien	11.4	(2.1)	-0.5	(1.3)	6.3	(1.5)	-8.0	(1.5)	-2.3	(2.0)	8.7	(1.7)	12.5	(2.0)	15.6	(1.9)	-1.7	(1.5)	12.1	(1.8)	1.2	(1.8)			Kroatien	14.1	(1.4)	5.1	(1.5)	4.2	(1.1)	-3.2	(1.7)	-6.6	(2.1)	2.1	(2.0)	11.0	(1.3)	17.6	(1.3)	-4.7	(1.6)	4.5	(1.6)	2.8	(1.5)			Dubai (VAE)	22.4	(1.5)	-3.4	(1.0)	3.9	(1.0)	-8.8	(1.5)	-3.9	(1.4)	11.8	(1.4)	10.6	(1.2)	15.1	(1.2)	5.4	(1.2)	3.8	(1.3)	-2.7	(1.1)			Hongkong (China)	22.6	(2.0)	0.9	(1.4)	2.4	(1.4)	-8.0	(2.0)	-8.4	(1.4)	14.4	(1.7)	9.4	(1.0)	10.8	(1.0)	0.8	(1.4)	3.5	(1.5)	1.4	(1.5)			Indonesien	17.2	(2.1)	1.9	(0.8)	3.2	(1.5)	0.6	(1.6)	4.3	(1.6)	8.4	(1.0)	5.9	(1.0)	-3.2	(1.4)	1.2	(1.4)	-2.1	(1.1)			Jordanien	12.2	(2.0)	-0.4	(1.1)	4.3	(1.0)	0.6	(2.0)	2.4	(2.0)	11.4	(1.9)	7.1	(1.4)	12.6	(1.5)	6.4	(1.3)	4.7	(1.7)	0.4	(1.4)			Kasachstan	16.0	(2.4)	-5.0	(1.3)	3.0	(0.8)	-6.2	(2.2)	-5.8	(1.9)	10.3	(2.1)	15.7	(1.2)	18.4	(1.6)	2.3	(1.6)	10.0	(1.6)	3.3	(1.3)			Kirgisistan	24.7	(2.8)	1.7	(1.4)	-1.0	(0.8)	2.1	(1.8)	-4.4	(2.2)	11.0	(2.1)	12.9	(1.8)	10.3	(1.7)	1.3	(1.7)	13.3	(1.7)	1.1	(1.4)			Lettland	26.2	(2.3)	1.9	(2.5)	4.6	(2.0)	-11.3	(2.3)	-4.4	(2.1)	9.0	(2.2)	11.4	(1.6)	19.9	(1.7)	5.3	(1.7)	4.8	(2.0)	-2.9	(1.8)			Litauen	20.4	(1.4)	4.3	(1.4)	9.1	(1.2)	-13.7	(2.1)	-9.4	(1.6)	11.4	(2.0)	11.3	(1.6)	16.6	(1.6)	2.1	(1.1)	4.6	(1.6)	-1.5	(1.6)			Macau (China)	c	c	c	c	c	c	c	c	c	c	c	c	c	c	c	c	c	c	c	c	c	c			Montenegro	c	c	c	c	c	c	c	c	c	c	c	c	c	c	c	c	c	c	c	c	c	c			Panama	9.4	(3.1)	3.1	(1.6)	1.1	(1.3)	1.5	(2.0)	-4.6	(2.7)	10.1	(2.6)	5.9	(2.4)	10.4	(2.0)	3.6	(1.8)	6.9	(2.4)	-1.7	(1.7)			Peru	15.7	(2.1)	1.6	(1.4)	2.4	(1.2)	-9.3	(1.8)	-1.4	(1.9)	5.8	(1.9)	7.6	(1.7)	13.0	(1.8)	3.4	(1.6)	11.5	(2.0)	0.4	(1.6)			Katar	17.6	(1.4)	1.1	(0.8)	4.3	(0.8)	-4.1	(1.3)	-5.9	(1.3)	13.1	(1.3)	7.8	(1.1)	9.3	(1.2)	6.0	(0.8)	4.1	(1.0)	-3.7	(0.8)																																																																																																																																																																																																																																																																																																																																																																																																																																																																																																																																																																																																																																																																																																																																																																																																							
Türkei	12.0	(1.8)	-5.4	(1.9)	3.2	(1.5)	-6.3	(1.7)	0.3	(1.8)	10.4	(2.4)	7.8	(1.3)	10.8	(1.6)	1.4	(1.2)	-0.4	(1.5)	1.3	(1.6)			Ver. Königreich	29.6	(1.5)	-3.7	(1.5)	8.2	(1.5)	-11.4	(1.6)	-5.9	(1.5)	15.1	(1.8)	8.1	(1.5)	15.9	(1.3)	4.9	(1.4)	5.5	(1.3)	-1.3	(1.5)			Ver. Staaten	25.9	(2.0)	-2.3	(2.5)	6.3	(2.2)	-12.6	(2.2)	-9.8	(2.3)	17.2	(2.3)	8.3	(2.0)	13.8	(2.1)	1.0	(1.6)	7.9	(1.6)	0.0	(1.6)			OECD-Durchschnitt	21.3	(0.3)	2.1	(0.3)	5.4	(0.3)	-8.9	(0.3)	-4.8	(0.3)	10.7	(0.3)	9.5	(0.3)	17.3	(0.3)	2.6	(0.2)	1.7	(0.3)	-2.2	(0.3)			Partnerländer																								Albanien	27.6	(2.9)	-0.8	(2.6)	0.1	(1.6)	0.8	(2.4)	-5.9	(2.7)	18.8	(3.0)	19.0	(2.0)	11.5	(2.1)	5.4	(2.1)	5.2	(2.2)	-1.1	(2.0)			Argentinien	18.9	(2.6)	2.8	(1.3)	3.4	(1.4)	-3.9	(1.7)	-4.4	(1.7)	14.1	(1.8)	8.5	(2.0)	14.9	(1.9)	-3.2	(1.7)	0.0	(1.7)	-1.9	(1.8)			Aserbaidschan	14.2	(2.0)	0.9	(0.9)	0.0	(0.6)	-0.1	(1.6)	-1.2	(1.8)	8.0	(1.7)	7.7	(1.8)	1.4	(1.5)	-1.6	(1.5)	6.1	(1.6)	2.5	(1.0)			Brasilien	15.1	(1.3)	-0.8	(1.2)	3.1	(0.8)	-2.9	(1.4)	-5.8	(1.2)	11.3	(1.5)	8.9	(1.0)	14.1	(1.2)	3.7	(1.0)	4.1	(1.4)	-2.0	(1.2)			Bulgarien	10.8	(2.9)	3.2	(1.5)	9.0	(1.3)	-3.7	(2.0)	-8.4	(1.8)	11.0	(2.2)	10.5	(1.9)	18.4	(1.9)	1.0	(1.4)	5.0	(1.8)	1.8	(1.6)			Kolumbien	11.4	(2.1)	-0.5	(1.3)	6.3	(1.5)	-8.0	(1.5)	-2.3	(2.0)	8.7	(1.7)	12.5	(2.0)	15.6	(1.9)	-1.7	(1.5)	12.1	(1.8)	1.2	(1.8)			Kroatien	14.1	(1.4)	5.1	(1.5)	4.2	(1.1)	-3.2	(1.7)	-6.6	(2.1)	2.1	(2.0)	11.0	(1.3)	17.6	(1.3)	-4.7	(1.6)	4.5	(1.6)	2.8	(1.5)			Dubai (VAE)	22.4	(1.5)	-3.4	(1.0)	3.9	(1.0)	-8.8	(1.5)	-3.9	(1.4)	11.8	(1.4)	10.6	(1.2)	15.1	(1.2)	5.4	(1.2)	3.8	(1.3)	-2.7	(1.1)			Hongkong (China)	22.6	(2.0)	0.9	(1.4)	2.4	(1.4)	-8.0	(2.0)	-8.4	(1.4)	14.4	(1.7)	9.4	(1.0)	10.8	(1.0)	0.8	(1.4)	3.5	(1.5)	1.4	(1.5)			Indonesien	17.2	(2.1)	1.9	(0.8)	3.2	(1.5)	0.6	(1.6)	4.3	(1.6)	8.4	(1.0)	5.9	(1.0)	-3.2	(1.4)	1.2	(1.4)	-2.1	(1.1)			Jordanien	12.2	(2.0)	-0.4	(1.1)	4.3	(1.0)	0.6	(2.0)	2.4	(2.0)	11.4	(1.9)	7.1	(1.4)	12.6	(1.5)	6.4	(1.3)	4.7	(1.7)	0.4	(1.4)			Kasachstan	16.0	(2.4)	-5.0	(1.3)	3.0	(0.8)	-6.2	(2.2)	-5.8	(1.9)	10.3	(2.1)	15.7	(1.2)	18.4	(1.6)	2.3	(1.6)	10.0	(1.6)	3.3	(1.3)			Kirgisistan	24.7	(2.8)	1.7	(1.4)	-1.0	(0.8)	2.1	(1.8)	-4.4	(2.2)	11.0	(2.1)	12.9	(1.8)	10.3	(1.7)	1.3	(1.7)	13.3	(1.7)	1.1	(1.4)			Lettland	26.2	(2.3)	1.9	(2.5)	4.6	(2.0)	-11.3	(2.3)	-4.4	(2.1)	9.0	(2.2)	11.4	(1.6)	19.9	(1.7)	5.3	(1.7)	4.8	(2.0)	-2.9	(1.8)			Litauen	20.4	(1.4)	4.3	(1.4)	9.1	(1.2)	-13.7	(2.1)	-9.4	(1.6)	11.4	(2.0)	11.3	(1.6)	16.6	(1.6)	2.1	(1.1)	4.6	(1.6)	-1.5	(1.6)			Macau (China)	c	c	c	c	c	c	c	c	c	c	c	c	c	c	c	c	c	c	c	c	c	c			Montenegro	c	c	c	c	c	c	c	c	c	c	c	c	c	c	c	c	c	c	c	c	c	c			Panama	9.4	(3.1)	3.1	(1.6)	1.1	(1.3)	1.5	(2.0)	-4.6	(2.7)	10.1	(2.6)	5.9	(2.4)	10.4	(2.0)	3.6	(1.8)	6.9	(2.4)	-1.7	(1.7)			Peru	15.7	(2.1)	1.6	(1.4)	2.4	(1.2)	-9.3	(1.8)	-1.4	(1.9)	5.8	(1.9)	7.6	(1.7)	13.0	(1.8)	3.4	(1.6)	11.5	(2.0)	0.4	(1.6)			Katar	17.6	(1.4)	1.1	(0.8)	4.3	(0.8)	-4.1	(1.3)	-5.9	(1.3)	13.1	(1.3)	7.8	(1.1)	9.3	(1.2)	6.0	(0.8)	4.1	(1.0)	-3.7	(0.8)																																																																																																																																																																																																																																																																																																																																																																																																																																																																																																																																																																																																																																																																																																																																																																																																																																
Ver. Königreich	29.6	(1.5)	-3.7	(1.5)	8.2	(1.5)	-11.4	(1.6)	-5.9	(1.5)	15.1	(1.8)	8.1	(1.5)	15.9	(1.3)	4.9	(1.4)	5.5	(1.3)	-1.3	(1.5)			Ver. Staaten	25.9	(2.0)	-2.3	(2.5)	6.3	(2.2)	-12.6	(2.2)	-9.8	(2.3)	17.2	(2.3)	8.3	(2.0)	13.8	(2.1)	1.0	(1.6)	7.9	(1.6)	0.0	(1.6)			OECD-Durchschnitt	21.3	(0.3)	2.1	(0.3)	5.4	(0.3)	-8.9	(0.3)	-4.8	(0.3)	10.7	(0.3)	9.5	(0.3)	17.3	(0.3)	2.6	(0.2)	1.7	(0.3)	-2.2	(0.3)			Partnerländer																								Albanien	27.6	(2.9)	-0.8	(2.6)	0.1	(1.6)	0.8	(2.4)	-5.9	(2.7)	18.8	(3.0)	19.0	(2.0)	11.5	(2.1)	5.4	(2.1)	5.2	(2.2)	-1.1	(2.0)			Argentinien	18.9	(2.6)	2.8	(1.3)	3.4	(1.4)	-3.9	(1.7)	-4.4	(1.7)	14.1	(1.8)	8.5	(2.0)	14.9	(1.9)	-3.2	(1.7)	0.0	(1.7)	-1.9	(1.8)			Aserbaidschan	14.2	(2.0)	0.9	(0.9)	0.0	(0.6)	-0.1	(1.6)	-1.2	(1.8)	8.0	(1.7)	7.7	(1.8)	1.4	(1.5)	-1.6	(1.5)	6.1	(1.6)	2.5	(1.0)			Brasilien	15.1	(1.3)	-0.8	(1.2)	3.1	(0.8)	-2.9	(1.4)	-5.8	(1.2)	11.3	(1.5)	8.9	(1.0)	14.1	(1.2)	3.7	(1.0)	4.1	(1.4)	-2.0	(1.2)			Bulgarien	10.8	(2.9)	3.2	(1.5)	9.0	(1.3)	-3.7	(2.0)	-8.4	(1.8)	11.0	(2.2)	10.5	(1.9)	18.4	(1.9)	1.0	(1.4)	5.0	(1.8)	1.8	(1.6)			Kolumbien	11.4	(2.1)	-0.5	(1.3)	6.3	(1.5)	-8.0	(1.5)	-2.3	(2.0)	8.7	(1.7)	12.5	(2.0)	15.6	(1.9)	-1.7	(1.5)	12.1	(1.8)	1.2	(1.8)			Kroatien	14.1	(1.4)	5.1	(1.5)	4.2	(1.1)	-3.2	(1.7)	-6.6	(2.1)	2.1	(2.0)	11.0	(1.3)	17.6	(1.3)	-4.7	(1.6)	4.5	(1.6)	2.8	(1.5)			Dubai (VAE)	22.4	(1.5)	-3.4	(1.0)	3.9	(1.0)	-8.8	(1.5)	-3.9	(1.4)	11.8	(1.4)	10.6	(1.2)	15.1	(1.2)	5.4	(1.2)	3.8	(1.3)	-2.7	(1.1)			Hongkong (China)	22.6	(2.0)	0.9	(1.4)	2.4	(1.4)	-8.0	(2.0)	-8.4	(1.4)	14.4	(1.7)	9.4	(1.0)	10.8	(1.0)	0.8	(1.4)	3.5	(1.5)	1.4	(1.5)			Indonesien	17.2	(2.1)	1.9	(0.8)	3.2	(1.5)	0.6	(1.6)	4.3	(1.6)	8.4	(1.0)	5.9	(1.0)	-3.2	(1.4)	1.2	(1.4)	-2.1	(1.1)			Jordanien	12.2	(2.0)	-0.4	(1.1)	4.3	(1.0)	0.6	(2.0)	2.4	(2.0)	11.4	(1.9)	7.1	(1.4)	12.6	(1.5)	6.4	(1.3)	4.7	(1.7)	0.4	(1.4)			Kasachstan	16.0	(2.4)	-5.0	(1.3)	3.0	(0.8)	-6.2	(2.2)	-5.8	(1.9)	10.3	(2.1)	15.7	(1.2)	18.4	(1.6)	2.3	(1.6)	10.0	(1.6)	3.3	(1.3)			Kirgisistan	24.7	(2.8)	1.7	(1.4)	-1.0	(0.8)	2.1	(1.8)	-4.4	(2.2)	11.0	(2.1)	12.9	(1.8)	10.3	(1.7)	1.3	(1.7)	13.3	(1.7)	1.1	(1.4)			Lettland	26.2	(2.3)	1.9	(2.5)	4.6	(2.0)	-11.3	(2.3)	-4.4	(2.1)	9.0	(2.2)	11.4	(1.6)	19.9	(1.7)	5.3	(1.7)	4.8	(2.0)	-2.9	(1.8)			Litauen	20.4	(1.4)	4.3	(1.4)	9.1	(1.2)	-13.7	(2.1)	-9.4	(1.6)	11.4	(2.0)	11.3	(1.6)	16.6	(1.6)	2.1	(1.1)	4.6	(1.6)	-1.5	(1.6)			Macau (China)	c	c	c	c	c	c	c	c	c	c	c	c	c	c	c	c	c	c	c	c	c	c			Montenegro	c	c	c	c	c	c	c	c	c	c	c	c	c	c	c	c	c	c	c	c	c	c			Panama	9.4	(3.1)	3.1	(1.6)	1.1	(1.3)	1.5	(2.0)	-4.6	(2.7)	10.1	(2.6)	5.9	(2.4)	10.4	(2.0)	3.6	(1.8)	6.9	(2.4)	-1.7	(1.7)			Peru	15.7	(2.1)	1.6	(1.4)	2.4	(1.2)	-9.3	(1.8)	-1.4	(1.9)	5.8	(1.9)	7.6	(1.7)	13.0	(1.8)	3.4	(1.6)	11.5	(2.0)	0.4	(1.6)			Katar	17.6	(1.4)	1.1	(0.8)	4.3	(0.8)	-4.1	(1.3)	-5.9	(1.3)	13.1	(1.3)	7.8	(1.1)	9.3	(1.2)	6.0	(0.8)	4.1	(1.0)	-3.7	(0.8)																																																																																																																																																																																																																																																																																																																																																																																																																																																																																																																																																																																																																																																																																																																																																																																																																																																									
Ver. Staaten	25.9	(2.0)	-2.3	(2.5)	6.3	(2.2)	-12.6	(2.2)	-9.8	(2.3)	17.2	(2.3)	8.3	(2.0)	13.8	(2.1)	1.0	(1.6)	7.9	(1.6)	0.0	(1.6)			OECD-Durchschnitt	21.3	(0.3)	2.1	(0.3)	5.4	(0.3)	-8.9	(0.3)	-4.8	(0.3)	10.7	(0.3)	9.5	(0.3)	17.3	(0.3)	2.6	(0.2)	1.7	(0.3)	-2.2	(0.3)			Partnerländer																								Albanien	27.6	(2.9)	-0.8	(2.6)	0.1	(1.6)	0.8	(2.4)	-5.9	(2.7)	18.8	(3.0)	19.0	(2.0)	11.5	(2.1)	5.4	(2.1)	5.2	(2.2)	-1.1	(2.0)			Argentinien	18.9	(2.6)	2.8	(1.3)	3.4	(1.4)	-3.9	(1.7)	-4.4	(1.7)	14.1	(1.8)	8.5	(2.0)	14.9	(1.9)	-3.2	(1.7)	0.0	(1.7)	-1.9	(1.8)			Aserbaidschan	14.2	(2.0)	0.9	(0.9)	0.0	(0.6)	-0.1	(1.6)	-1.2	(1.8)	8.0	(1.7)	7.7	(1.8)	1.4	(1.5)	-1.6	(1.5)	6.1	(1.6)	2.5	(1.0)			Brasilien	15.1	(1.3)	-0.8	(1.2)	3.1	(0.8)	-2.9	(1.4)	-5.8	(1.2)	11.3	(1.5)	8.9	(1.0)	14.1	(1.2)	3.7	(1.0)	4.1	(1.4)	-2.0	(1.2)			Bulgarien	10.8	(2.9)	3.2	(1.5)	9.0	(1.3)	-3.7	(2.0)	-8.4	(1.8)	11.0	(2.2)	10.5	(1.9)	18.4	(1.9)	1.0	(1.4)	5.0	(1.8)	1.8	(1.6)			Kolumbien	11.4	(2.1)	-0.5	(1.3)	6.3	(1.5)	-8.0	(1.5)	-2.3	(2.0)	8.7	(1.7)	12.5	(2.0)	15.6	(1.9)	-1.7	(1.5)	12.1	(1.8)	1.2	(1.8)			Kroatien	14.1	(1.4)	5.1	(1.5)	4.2	(1.1)	-3.2	(1.7)	-6.6	(2.1)	2.1	(2.0)	11.0	(1.3)	17.6	(1.3)	-4.7	(1.6)	4.5	(1.6)	2.8	(1.5)			Dubai (VAE)	22.4	(1.5)	-3.4	(1.0)	3.9	(1.0)	-8.8	(1.5)	-3.9	(1.4)	11.8	(1.4)	10.6	(1.2)	15.1	(1.2)	5.4	(1.2)	3.8	(1.3)	-2.7	(1.1)			Hongkong (China)	22.6	(2.0)	0.9	(1.4)	2.4	(1.4)	-8.0	(2.0)	-8.4	(1.4)	14.4	(1.7)	9.4	(1.0)	10.8	(1.0)	0.8	(1.4)	3.5	(1.5)	1.4	(1.5)			Indonesien	17.2	(2.1)	1.9	(0.8)	3.2	(1.5)	0.6	(1.6)	4.3	(1.6)	8.4	(1.0)	5.9	(1.0)	-3.2	(1.4)	1.2	(1.4)	-2.1	(1.1)			Jordanien	12.2	(2.0)	-0.4	(1.1)	4.3	(1.0)	0.6	(2.0)	2.4	(2.0)	11.4	(1.9)	7.1	(1.4)	12.6	(1.5)	6.4	(1.3)	4.7	(1.7)	0.4	(1.4)			Kasachstan	16.0	(2.4)	-5.0	(1.3)	3.0	(0.8)	-6.2	(2.2)	-5.8	(1.9)	10.3	(2.1)	15.7	(1.2)	18.4	(1.6)	2.3	(1.6)	10.0	(1.6)	3.3	(1.3)			Kirgisistan	24.7	(2.8)	1.7	(1.4)	-1.0	(0.8)	2.1	(1.8)	-4.4	(2.2)	11.0	(2.1)	12.9	(1.8)	10.3	(1.7)	1.3	(1.7)	13.3	(1.7)	1.1	(1.4)			Lettland	26.2	(2.3)	1.9	(2.5)	4.6	(2.0)	-11.3	(2.3)	-4.4	(2.1)	9.0	(2.2)	11.4	(1.6)	19.9	(1.7)	5.3	(1.7)	4.8	(2.0)	-2.9	(1.8)			Litauen	20.4	(1.4)	4.3	(1.4)	9.1	(1.2)	-13.7	(2.1)	-9.4	(1.6)	11.4	(2.0)	11.3	(1.6)	16.6	(1.6)	2.1	(1.1)	4.6	(1.6)	-1.5	(1.6)			Macau (China)	c	c	c	c	c	c	c	c	c	c	c	c	c	c	c	c	c	c	c	c	c	c			Montenegro	c	c	c	c	c	c	c	c	c	c	c	c	c	c	c	c	c	c	c	c	c	c			Panama	9.4	(3.1)	3.1	(1.6)	1.1	(1.3)	1.5	(2.0)	-4.6	(2.7)	10.1	(2.6)	5.9	(2.4)	10.4	(2.0)	3.6	(1.8)	6.9	(2.4)	-1.7	(1.7)			Peru	15.7	(2.1)	1.6	(1.4)	2.4	(1.2)	-9.3	(1.8)	-1.4	(1.9)	5.8	(1.9)	7.6	(1.7)	13.0	(1.8)	3.4	(1.6)	11.5	(2.0)	0.4	(1.6)			Katar	17.6	(1.4)	1.1	(0.8)	4.3	(0.8)	-4.1	(1.3)	-5.9	(1.3)	13.1	(1.3)	7.8	(1.1)	9.3	(1.2)	6.0	(0.8)	4.1	(1.0)	-3.7	(0.8)																																																																																																																																																																																																																																																																																																																																																																																																																																																																																																																																																																																																																																																																																																																																																																																																																																																																																		
OECD-Durchschnitt	21.3	(0.3)	2.1	(0.3)	5.4	(0.3)	-8.9	(0.3)	-4.8	(0.3)	10.7	(0.3)	9.5	(0.3)	17.3	(0.3)	2.6	(0.2)	1.7	(0.3)	-2.2	(0.3)			Partnerländer																								Albanien	27.6	(2.9)	-0.8	(2.6)	0.1	(1.6)	0.8	(2.4)	-5.9	(2.7)	18.8	(3.0)	19.0	(2.0)	11.5	(2.1)	5.4	(2.1)	5.2	(2.2)	-1.1	(2.0)			Argentinien	18.9	(2.6)	2.8	(1.3)	3.4	(1.4)	-3.9	(1.7)	-4.4	(1.7)	14.1	(1.8)	8.5	(2.0)	14.9	(1.9)	-3.2	(1.7)	0.0	(1.7)	-1.9	(1.8)			Aserbaidschan	14.2	(2.0)	0.9	(0.9)	0.0	(0.6)	-0.1	(1.6)	-1.2	(1.8)	8.0	(1.7)	7.7	(1.8)	1.4	(1.5)	-1.6	(1.5)	6.1	(1.6)	2.5	(1.0)			Brasilien	15.1	(1.3)	-0.8	(1.2)	3.1	(0.8)	-2.9	(1.4)	-5.8	(1.2)	11.3	(1.5)	8.9	(1.0)	14.1	(1.2)	3.7	(1.0)	4.1	(1.4)	-2.0	(1.2)			Bulgarien	10.8	(2.9)	3.2	(1.5)	9.0	(1.3)	-3.7	(2.0)	-8.4	(1.8)	11.0	(2.2)	10.5	(1.9)	18.4	(1.9)	1.0	(1.4)	5.0	(1.8)	1.8	(1.6)			Kolumbien	11.4	(2.1)	-0.5	(1.3)	6.3	(1.5)	-8.0	(1.5)	-2.3	(2.0)	8.7	(1.7)	12.5	(2.0)	15.6	(1.9)	-1.7	(1.5)	12.1	(1.8)	1.2	(1.8)			Kroatien	14.1	(1.4)	5.1	(1.5)	4.2	(1.1)	-3.2	(1.7)	-6.6	(2.1)	2.1	(2.0)	11.0	(1.3)	17.6	(1.3)	-4.7	(1.6)	4.5	(1.6)	2.8	(1.5)			Dubai (VAE)	22.4	(1.5)	-3.4	(1.0)	3.9	(1.0)	-8.8	(1.5)	-3.9	(1.4)	11.8	(1.4)	10.6	(1.2)	15.1	(1.2)	5.4	(1.2)	3.8	(1.3)	-2.7	(1.1)			Hongkong (China)	22.6	(2.0)	0.9	(1.4)	2.4	(1.4)	-8.0	(2.0)	-8.4	(1.4)	14.4	(1.7)	9.4	(1.0)	10.8	(1.0)	0.8	(1.4)	3.5	(1.5)	1.4	(1.5)			Indonesien	17.2	(2.1)	1.9	(0.8)	3.2	(1.5)	0.6	(1.6)	4.3	(1.6)	8.4	(1.0)	5.9	(1.0)	-3.2	(1.4)	1.2	(1.4)	-2.1	(1.1)			Jordanien	12.2	(2.0)	-0.4	(1.1)	4.3	(1.0)	0.6	(2.0)	2.4	(2.0)	11.4	(1.9)	7.1	(1.4)	12.6	(1.5)	6.4	(1.3)	4.7	(1.7)	0.4	(1.4)			Kasachstan	16.0	(2.4)	-5.0	(1.3)	3.0	(0.8)	-6.2	(2.2)	-5.8	(1.9)	10.3	(2.1)	15.7	(1.2)	18.4	(1.6)	2.3	(1.6)	10.0	(1.6)	3.3	(1.3)			Kirgisistan	24.7	(2.8)	1.7	(1.4)	-1.0	(0.8)	2.1	(1.8)	-4.4	(2.2)	11.0	(2.1)	12.9	(1.8)	10.3	(1.7)	1.3	(1.7)	13.3	(1.7)	1.1	(1.4)			Lettland	26.2	(2.3)	1.9	(2.5)	4.6	(2.0)	-11.3	(2.3)	-4.4	(2.1)	9.0	(2.2)	11.4	(1.6)	19.9	(1.7)	5.3	(1.7)	4.8	(2.0)	-2.9	(1.8)			Litauen	20.4	(1.4)	4.3	(1.4)	9.1	(1.2)	-13.7	(2.1)	-9.4	(1.6)	11.4	(2.0)	11.3	(1.6)	16.6	(1.6)	2.1	(1.1)	4.6	(1.6)	-1.5	(1.6)			Macau (China)	c	c	c	c	c	c	c	c	c	c	c	c	c	c	c	c	c	c	c	c	c	c			Montenegro	c	c	c	c	c	c	c	c	c	c	c	c	c	c	c	c	c	c	c	c	c	c			Panama	9.4	(3.1)	3.1	(1.6)	1.1	(1.3)	1.5	(2.0)	-4.6	(2.7)	10.1	(2.6)	5.9	(2.4)	10.4	(2.0)	3.6	(1.8)	6.9	(2.4)	-1.7	(1.7)			Peru	15.7	(2.1)	1.6	(1.4)	2.4	(1.2)	-9.3	(1.8)	-1.4	(1.9)	5.8	(1.9)	7.6	(1.7)	13.0	(1.8)	3.4	(1.6)	11.5	(2.0)	0.4	(1.6)			Katar	17.6	(1.4)	1.1	(0.8)	4.3	(0.8)	-4.1	(1.3)	-5.9	(1.3)	13.1	(1.3)	7.8	(1.1)	9.3	(1.2)	6.0	(0.8)	4.1	(1.0)	-3.7	(0.8)																																																																																																																																																																																																																																																																																																																																																																																																																																																																																																																																																																																																																																																																																																																																																																																																																																																																																																											
Partnerländer																								Albanien	27.6	(2.9)	-0.8	(2.6)	0.1	(1.6)	0.8	(2.4)	-5.9	(2.7)	18.8	(3.0)	19.0	(2.0)	11.5	(2.1)	5.4	(2.1)	5.2	(2.2)	-1.1	(2.0)			Argentinien	18.9	(2.6)	2.8	(1.3)	3.4	(1.4)	-3.9	(1.7)	-4.4	(1.7)	14.1	(1.8)	8.5	(2.0)	14.9	(1.9)	-3.2	(1.7)	0.0	(1.7)	-1.9	(1.8)			Aserbaidschan	14.2	(2.0)	0.9	(0.9)	0.0	(0.6)	-0.1	(1.6)	-1.2	(1.8)	8.0	(1.7)	7.7	(1.8)	1.4	(1.5)	-1.6	(1.5)	6.1	(1.6)	2.5	(1.0)			Brasilien	15.1	(1.3)	-0.8	(1.2)	3.1	(0.8)	-2.9	(1.4)	-5.8	(1.2)	11.3	(1.5)	8.9	(1.0)	14.1	(1.2)	3.7	(1.0)	4.1	(1.4)	-2.0	(1.2)			Bulgarien	10.8	(2.9)	3.2	(1.5)	9.0	(1.3)	-3.7	(2.0)	-8.4	(1.8)	11.0	(2.2)	10.5	(1.9)	18.4	(1.9)	1.0	(1.4)	5.0	(1.8)	1.8	(1.6)			Kolumbien	11.4	(2.1)	-0.5	(1.3)	6.3	(1.5)	-8.0	(1.5)	-2.3	(2.0)	8.7	(1.7)	12.5	(2.0)	15.6	(1.9)	-1.7	(1.5)	12.1	(1.8)	1.2	(1.8)			Kroatien	14.1	(1.4)	5.1	(1.5)	4.2	(1.1)	-3.2	(1.7)	-6.6	(2.1)	2.1	(2.0)	11.0	(1.3)	17.6	(1.3)	-4.7	(1.6)	4.5	(1.6)	2.8	(1.5)			Dubai (VAE)	22.4	(1.5)	-3.4	(1.0)	3.9	(1.0)	-8.8	(1.5)	-3.9	(1.4)	11.8	(1.4)	10.6	(1.2)	15.1	(1.2)	5.4	(1.2)	3.8	(1.3)	-2.7	(1.1)			Hongkong (China)	22.6	(2.0)	0.9	(1.4)	2.4	(1.4)	-8.0	(2.0)	-8.4	(1.4)	14.4	(1.7)	9.4	(1.0)	10.8	(1.0)	0.8	(1.4)	3.5	(1.5)	1.4	(1.5)			Indonesien	17.2	(2.1)	1.9	(0.8)	3.2	(1.5)	0.6	(1.6)	4.3	(1.6)	8.4	(1.0)	5.9	(1.0)	-3.2	(1.4)	1.2	(1.4)	-2.1	(1.1)			Jordanien	12.2	(2.0)	-0.4	(1.1)	4.3	(1.0)	0.6	(2.0)	2.4	(2.0)	11.4	(1.9)	7.1	(1.4)	12.6	(1.5)	6.4	(1.3)	4.7	(1.7)	0.4	(1.4)			Kasachstan	16.0	(2.4)	-5.0	(1.3)	3.0	(0.8)	-6.2	(2.2)	-5.8	(1.9)	10.3	(2.1)	15.7	(1.2)	18.4	(1.6)	2.3	(1.6)	10.0	(1.6)	3.3	(1.3)			Kirgisistan	24.7	(2.8)	1.7	(1.4)	-1.0	(0.8)	2.1	(1.8)	-4.4	(2.2)	11.0	(2.1)	12.9	(1.8)	10.3	(1.7)	1.3	(1.7)	13.3	(1.7)	1.1	(1.4)			Lettland	26.2	(2.3)	1.9	(2.5)	4.6	(2.0)	-11.3	(2.3)	-4.4	(2.1)	9.0	(2.2)	11.4	(1.6)	19.9	(1.7)	5.3	(1.7)	4.8	(2.0)	-2.9	(1.8)			Litauen	20.4	(1.4)	4.3	(1.4)	9.1	(1.2)	-13.7	(2.1)	-9.4	(1.6)	11.4	(2.0)	11.3	(1.6)	16.6	(1.6)	2.1	(1.1)	4.6	(1.6)	-1.5	(1.6)			Macau (China)	c	c	c	c	c	c	c	c	c	c	c	c	c	c	c	c	c	c	c	c	c	c			Montenegro	c	c	c	c	c	c	c	c	c	c	c	c	c	c	c	c	c	c	c	c	c	c			Panama	9.4	(3.1)	3.1	(1.6)	1.1	(1.3)	1.5	(2.0)	-4.6	(2.7)	10.1	(2.6)	5.9	(2.4)	10.4	(2.0)	3.6	(1.8)	6.9	(2.4)	-1.7	(1.7)			Peru	15.7	(2.1)	1.6	(1.4)	2.4	(1.2)	-9.3	(1.8)	-1.4	(1.9)	5.8	(1.9)	7.6	(1.7)	13.0	(1.8)	3.4	(1.6)	11.5	(2.0)	0.4	(1.6)			Katar	17.6	(1.4)	1.1	(0.8)	4.3	(0.8)	-4.1	(1.3)	-5.9	(1.3)	13.1	(1.3)	7.8	(1.1)	9.3	(1.2)	6.0	(0.8)	4.1	(1.0)	-3.7	(0.8)																																																																																																																																																																																																																																																																																																																																																																																																																																																																																																																																																																																																																																																																																																																																																																																																																																																																																																																																				
Albanien	27.6	(2.9)	-0.8	(2.6)	0.1	(1.6)	0.8	(2.4)	-5.9	(2.7)	18.8	(3.0)	19.0	(2.0)	11.5	(2.1)	5.4	(2.1)	5.2	(2.2)	-1.1	(2.0)			Argentinien	18.9	(2.6)	2.8	(1.3)	3.4	(1.4)	-3.9	(1.7)	-4.4	(1.7)	14.1	(1.8)	8.5	(2.0)	14.9	(1.9)	-3.2	(1.7)	0.0	(1.7)	-1.9	(1.8)			Aserbaidschan	14.2	(2.0)	0.9	(0.9)	0.0	(0.6)	-0.1	(1.6)	-1.2	(1.8)	8.0	(1.7)	7.7	(1.8)	1.4	(1.5)	-1.6	(1.5)	6.1	(1.6)	2.5	(1.0)			Brasilien	15.1	(1.3)	-0.8	(1.2)	3.1	(0.8)	-2.9	(1.4)	-5.8	(1.2)	11.3	(1.5)	8.9	(1.0)	14.1	(1.2)	3.7	(1.0)	4.1	(1.4)	-2.0	(1.2)			Bulgarien	10.8	(2.9)	3.2	(1.5)	9.0	(1.3)	-3.7	(2.0)	-8.4	(1.8)	11.0	(2.2)	10.5	(1.9)	18.4	(1.9)	1.0	(1.4)	5.0	(1.8)	1.8	(1.6)			Kolumbien	11.4	(2.1)	-0.5	(1.3)	6.3	(1.5)	-8.0	(1.5)	-2.3	(2.0)	8.7	(1.7)	12.5	(2.0)	15.6	(1.9)	-1.7	(1.5)	12.1	(1.8)	1.2	(1.8)			Kroatien	14.1	(1.4)	5.1	(1.5)	4.2	(1.1)	-3.2	(1.7)	-6.6	(2.1)	2.1	(2.0)	11.0	(1.3)	17.6	(1.3)	-4.7	(1.6)	4.5	(1.6)	2.8	(1.5)			Dubai (VAE)	22.4	(1.5)	-3.4	(1.0)	3.9	(1.0)	-8.8	(1.5)	-3.9	(1.4)	11.8	(1.4)	10.6	(1.2)	15.1	(1.2)	5.4	(1.2)	3.8	(1.3)	-2.7	(1.1)			Hongkong (China)	22.6	(2.0)	0.9	(1.4)	2.4	(1.4)	-8.0	(2.0)	-8.4	(1.4)	14.4	(1.7)	9.4	(1.0)	10.8	(1.0)	0.8	(1.4)	3.5	(1.5)	1.4	(1.5)			Indonesien	17.2	(2.1)	1.9	(0.8)	3.2	(1.5)	0.6	(1.6)	4.3	(1.6)	8.4	(1.0)	5.9	(1.0)	-3.2	(1.4)	1.2	(1.4)	-2.1	(1.1)			Jordanien	12.2	(2.0)	-0.4	(1.1)	4.3	(1.0)	0.6	(2.0)	2.4	(2.0)	11.4	(1.9)	7.1	(1.4)	12.6	(1.5)	6.4	(1.3)	4.7	(1.7)	0.4	(1.4)			Kasachstan	16.0	(2.4)	-5.0	(1.3)	3.0	(0.8)	-6.2	(2.2)	-5.8	(1.9)	10.3	(2.1)	15.7	(1.2)	18.4	(1.6)	2.3	(1.6)	10.0	(1.6)	3.3	(1.3)			Kirgisistan	24.7	(2.8)	1.7	(1.4)	-1.0	(0.8)	2.1	(1.8)	-4.4	(2.2)	11.0	(2.1)	12.9	(1.8)	10.3	(1.7)	1.3	(1.7)	13.3	(1.7)	1.1	(1.4)			Lettland	26.2	(2.3)	1.9	(2.5)	4.6	(2.0)	-11.3	(2.3)	-4.4	(2.1)	9.0	(2.2)	11.4	(1.6)	19.9	(1.7)	5.3	(1.7)	4.8	(2.0)	-2.9	(1.8)			Litauen	20.4	(1.4)	4.3	(1.4)	9.1	(1.2)	-13.7	(2.1)	-9.4	(1.6)	11.4	(2.0)	11.3	(1.6)	16.6	(1.6)	2.1	(1.1)	4.6	(1.6)	-1.5	(1.6)			Macau (China)	c	c	c	c	c	c	c	c	c	c	c	c	c	c	c	c	c	c	c	c	c	c			Montenegro	c	c	c	c	c	c	c	c	c	c	c	c	c	c	c	c	c	c	c	c	c	c			Panama	9.4	(3.1)	3.1	(1.6)	1.1	(1.3)	1.5	(2.0)	-4.6	(2.7)	10.1	(2.6)	5.9	(2.4)	10.4	(2.0)	3.6	(1.8)	6.9	(2.4)	-1.7	(1.7)			Peru	15.7	(2.1)	1.6	(1.4)	2.4	(1.2)	-9.3	(1.8)	-1.4	(1.9)	5.8	(1.9)	7.6	(1.7)	13.0	(1.8)	3.4	(1.6)	11.5	(2.0)	0.4	(1.6)			Katar	17.6	(1.4)	1.1	(0.8)	4.3	(0.8)	-4.1	(1.3)	-5.9	(1.3)	13.1	(1.3)	7.8	(1.1)	9.3	(1.2)	6.0	(0.8)	4.1	(1.0)	-3.7	(0.8)																																																																																																																																																																																																																																																																																																																																																																																																																																																																																																																																																																																																																																																																																																																																																																																																																																																																																																																																																												
Argentinien	18.9	(2.6)	2.8	(1.3)	3.4	(1.4)	-3.9	(1.7)	-4.4	(1.7)	14.1	(1.8)	8.5	(2.0)	14.9	(1.9)	-3.2	(1.7)	0.0	(1.7)	-1.9	(1.8)			Aserbaidschan	14.2	(2.0)	0.9	(0.9)	0.0	(0.6)	-0.1	(1.6)	-1.2	(1.8)	8.0	(1.7)	7.7	(1.8)	1.4	(1.5)	-1.6	(1.5)	6.1	(1.6)	2.5	(1.0)			Brasilien	15.1	(1.3)	-0.8	(1.2)	3.1	(0.8)	-2.9	(1.4)	-5.8	(1.2)	11.3	(1.5)	8.9	(1.0)	14.1	(1.2)	3.7	(1.0)	4.1	(1.4)	-2.0	(1.2)			Bulgarien	10.8	(2.9)	3.2	(1.5)	9.0	(1.3)	-3.7	(2.0)	-8.4	(1.8)	11.0	(2.2)	10.5	(1.9)	18.4	(1.9)	1.0	(1.4)	5.0	(1.8)	1.8	(1.6)			Kolumbien	11.4	(2.1)	-0.5	(1.3)	6.3	(1.5)	-8.0	(1.5)	-2.3	(2.0)	8.7	(1.7)	12.5	(2.0)	15.6	(1.9)	-1.7	(1.5)	12.1	(1.8)	1.2	(1.8)			Kroatien	14.1	(1.4)	5.1	(1.5)	4.2	(1.1)	-3.2	(1.7)	-6.6	(2.1)	2.1	(2.0)	11.0	(1.3)	17.6	(1.3)	-4.7	(1.6)	4.5	(1.6)	2.8	(1.5)			Dubai (VAE)	22.4	(1.5)	-3.4	(1.0)	3.9	(1.0)	-8.8	(1.5)	-3.9	(1.4)	11.8	(1.4)	10.6	(1.2)	15.1	(1.2)	5.4	(1.2)	3.8	(1.3)	-2.7	(1.1)			Hongkong (China)	22.6	(2.0)	0.9	(1.4)	2.4	(1.4)	-8.0	(2.0)	-8.4	(1.4)	14.4	(1.7)	9.4	(1.0)	10.8	(1.0)	0.8	(1.4)	3.5	(1.5)	1.4	(1.5)			Indonesien	17.2	(2.1)	1.9	(0.8)	3.2	(1.5)	0.6	(1.6)	4.3	(1.6)	8.4	(1.0)	5.9	(1.0)	-3.2	(1.4)	1.2	(1.4)	-2.1	(1.1)			Jordanien	12.2	(2.0)	-0.4	(1.1)	4.3	(1.0)	0.6	(2.0)	2.4	(2.0)	11.4	(1.9)	7.1	(1.4)	12.6	(1.5)	6.4	(1.3)	4.7	(1.7)	0.4	(1.4)			Kasachstan	16.0	(2.4)	-5.0	(1.3)	3.0	(0.8)	-6.2	(2.2)	-5.8	(1.9)	10.3	(2.1)	15.7	(1.2)	18.4	(1.6)	2.3	(1.6)	10.0	(1.6)	3.3	(1.3)			Kirgisistan	24.7	(2.8)	1.7	(1.4)	-1.0	(0.8)	2.1	(1.8)	-4.4	(2.2)	11.0	(2.1)	12.9	(1.8)	10.3	(1.7)	1.3	(1.7)	13.3	(1.7)	1.1	(1.4)			Lettland	26.2	(2.3)	1.9	(2.5)	4.6	(2.0)	-11.3	(2.3)	-4.4	(2.1)	9.0	(2.2)	11.4	(1.6)	19.9	(1.7)	5.3	(1.7)	4.8	(2.0)	-2.9	(1.8)			Litauen	20.4	(1.4)	4.3	(1.4)	9.1	(1.2)	-13.7	(2.1)	-9.4	(1.6)	11.4	(2.0)	11.3	(1.6)	16.6	(1.6)	2.1	(1.1)	4.6	(1.6)	-1.5	(1.6)			Macau (China)	c	c	c	c	c	c	c	c	c	c	c	c	c	c	c	c	c	c	c	c	c	c			Montenegro	c	c	c	c	c	c	c	c	c	c	c	c	c	c	c	c	c	c	c	c	c	c			Panama	9.4	(3.1)	3.1	(1.6)	1.1	(1.3)	1.5	(2.0)	-4.6	(2.7)	10.1	(2.6)	5.9	(2.4)	10.4	(2.0)	3.6	(1.8)	6.9	(2.4)	-1.7	(1.7)			Peru	15.7	(2.1)	1.6	(1.4)	2.4	(1.2)	-9.3	(1.8)	-1.4	(1.9)	5.8	(1.9)	7.6	(1.7)	13.0	(1.8)	3.4	(1.6)	11.5	(2.0)	0.4	(1.6)			Katar	17.6	(1.4)	1.1	(0.8)	4.3	(0.8)	-4.1	(1.3)	-5.9	(1.3)	13.1	(1.3)	7.8	(1.1)	9.3	(1.2)	6.0	(0.8)	4.1	(1.0)	-3.7	(0.8)																																																																																																																																																																																																																																																																																																																																																																																																																																																																																																																																																																																																																																																																																																																																																																																																																																																																																																																																																																																					
Aserbaidschan	14.2	(2.0)	0.9	(0.9)	0.0	(0.6)	-0.1	(1.6)	-1.2	(1.8)	8.0	(1.7)	7.7	(1.8)	1.4	(1.5)	-1.6	(1.5)	6.1	(1.6)	2.5	(1.0)			Brasilien	15.1	(1.3)	-0.8	(1.2)	3.1	(0.8)	-2.9	(1.4)	-5.8	(1.2)	11.3	(1.5)	8.9	(1.0)	14.1	(1.2)	3.7	(1.0)	4.1	(1.4)	-2.0	(1.2)			Bulgarien	10.8	(2.9)	3.2	(1.5)	9.0	(1.3)	-3.7	(2.0)	-8.4	(1.8)	11.0	(2.2)	10.5	(1.9)	18.4	(1.9)	1.0	(1.4)	5.0	(1.8)	1.8	(1.6)			Kolumbien	11.4	(2.1)	-0.5	(1.3)	6.3	(1.5)	-8.0	(1.5)	-2.3	(2.0)	8.7	(1.7)	12.5	(2.0)	15.6	(1.9)	-1.7	(1.5)	12.1	(1.8)	1.2	(1.8)			Kroatien	14.1	(1.4)	5.1	(1.5)	4.2	(1.1)	-3.2	(1.7)	-6.6	(2.1)	2.1	(2.0)	11.0	(1.3)	17.6	(1.3)	-4.7	(1.6)	4.5	(1.6)	2.8	(1.5)			Dubai (VAE)	22.4	(1.5)	-3.4	(1.0)	3.9	(1.0)	-8.8	(1.5)	-3.9	(1.4)	11.8	(1.4)	10.6	(1.2)	15.1	(1.2)	5.4	(1.2)	3.8	(1.3)	-2.7	(1.1)			Hongkong (China)	22.6	(2.0)	0.9	(1.4)	2.4	(1.4)	-8.0	(2.0)	-8.4	(1.4)	14.4	(1.7)	9.4	(1.0)	10.8	(1.0)	0.8	(1.4)	3.5	(1.5)	1.4	(1.5)			Indonesien	17.2	(2.1)	1.9	(0.8)	3.2	(1.5)	0.6	(1.6)	4.3	(1.6)	8.4	(1.0)	5.9	(1.0)	-3.2	(1.4)	1.2	(1.4)	-2.1	(1.1)			Jordanien	12.2	(2.0)	-0.4	(1.1)	4.3	(1.0)	0.6	(2.0)	2.4	(2.0)	11.4	(1.9)	7.1	(1.4)	12.6	(1.5)	6.4	(1.3)	4.7	(1.7)	0.4	(1.4)			Kasachstan	16.0	(2.4)	-5.0	(1.3)	3.0	(0.8)	-6.2	(2.2)	-5.8	(1.9)	10.3	(2.1)	15.7	(1.2)	18.4	(1.6)	2.3	(1.6)	10.0	(1.6)	3.3	(1.3)			Kirgisistan	24.7	(2.8)	1.7	(1.4)	-1.0	(0.8)	2.1	(1.8)	-4.4	(2.2)	11.0	(2.1)	12.9	(1.8)	10.3	(1.7)	1.3	(1.7)	13.3	(1.7)	1.1	(1.4)			Lettland	26.2	(2.3)	1.9	(2.5)	4.6	(2.0)	-11.3	(2.3)	-4.4	(2.1)	9.0	(2.2)	11.4	(1.6)	19.9	(1.7)	5.3	(1.7)	4.8	(2.0)	-2.9	(1.8)			Litauen	20.4	(1.4)	4.3	(1.4)	9.1	(1.2)	-13.7	(2.1)	-9.4	(1.6)	11.4	(2.0)	11.3	(1.6)	16.6	(1.6)	2.1	(1.1)	4.6	(1.6)	-1.5	(1.6)			Macau (China)	c	c	c	c	c	c	c	c	c	c	c	c	c	c	c	c	c	c	c	c	c	c			Montenegro	c	c	c	c	c	c	c	c	c	c	c	c	c	c	c	c	c	c	c	c	c	c			Panama	9.4	(3.1)	3.1	(1.6)	1.1	(1.3)	1.5	(2.0)	-4.6	(2.7)	10.1	(2.6)	5.9	(2.4)	10.4	(2.0)	3.6	(1.8)	6.9	(2.4)	-1.7	(1.7)			Peru	15.7	(2.1)	1.6	(1.4)	2.4	(1.2)	-9.3	(1.8)	-1.4	(1.9)	5.8	(1.9)	7.6	(1.7)	13.0	(1.8)	3.4	(1.6)	11.5	(2.0)	0.4	(1.6)			Katar	17.6	(1.4)	1.1	(0.8)	4.3	(0.8)	-4.1	(1.3)	-5.9	(1.3)	13.1	(1.3)	7.8	(1.1)	9.3	(1.2)	6.0	(0.8)	4.1	(1.0)	-3.7	(0.8)																																																																																																																																																																																																																																																																																																																																																																																																																																																																																																																																																																																																																																																																																																																																																																																																																																																																																																																																																																																																														
Brasilien	15.1	(1.3)	-0.8	(1.2)	3.1	(0.8)	-2.9	(1.4)	-5.8	(1.2)	11.3	(1.5)	8.9	(1.0)	14.1	(1.2)	3.7	(1.0)	4.1	(1.4)	-2.0	(1.2)			Bulgarien	10.8	(2.9)	3.2	(1.5)	9.0	(1.3)	-3.7	(2.0)	-8.4	(1.8)	11.0	(2.2)	10.5	(1.9)	18.4	(1.9)	1.0	(1.4)	5.0	(1.8)	1.8	(1.6)			Kolumbien	11.4	(2.1)	-0.5	(1.3)	6.3	(1.5)	-8.0	(1.5)	-2.3	(2.0)	8.7	(1.7)	12.5	(2.0)	15.6	(1.9)	-1.7	(1.5)	12.1	(1.8)	1.2	(1.8)			Kroatien	14.1	(1.4)	5.1	(1.5)	4.2	(1.1)	-3.2	(1.7)	-6.6	(2.1)	2.1	(2.0)	11.0	(1.3)	17.6	(1.3)	-4.7	(1.6)	4.5	(1.6)	2.8	(1.5)			Dubai (VAE)	22.4	(1.5)	-3.4	(1.0)	3.9	(1.0)	-8.8	(1.5)	-3.9	(1.4)	11.8	(1.4)	10.6	(1.2)	15.1	(1.2)	5.4	(1.2)	3.8	(1.3)	-2.7	(1.1)			Hongkong (China)	22.6	(2.0)	0.9	(1.4)	2.4	(1.4)	-8.0	(2.0)	-8.4	(1.4)	14.4	(1.7)	9.4	(1.0)	10.8	(1.0)	0.8	(1.4)	3.5	(1.5)	1.4	(1.5)			Indonesien	17.2	(2.1)	1.9	(0.8)	3.2	(1.5)	0.6	(1.6)	4.3	(1.6)	8.4	(1.0)	5.9	(1.0)	-3.2	(1.4)	1.2	(1.4)	-2.1	(1.1)			Jordanien	12.2	(2.0)	-0.4	(1.1)	4.3	(1.0)	0.6	(2.0)	2.4	(2.0)	11.4	(1.9)	7.1	(1.4)	12.6	(1.5)	6.4	(1.3)	4.7	(1.7)	0.4	(1.4)			Kasachstan	16.0	(2.4)	-5.0	(1.3)	3.0	(0.8)	-6.2	(2.2)	-5.8	(1.9)	10.3	(2.1)	15.7	(1.2)	18.4	(1.6)	2.3	(1.6)	10.0	(1.6)	3.3	(1.3)			Kirgisistan	24.7	(2.8)	1.7	(1.4)	-1.0	(0.8)	2.1	(1.8)	-4.4	(2.2)	11.0	(2.1)	12.9	(1.8)	10.3	(1.7)	1.3	(1.7)	13.3	(1.7)	1.1	(1.4)			Lettland	26.2	(2.3)	1.9	(2.5)	4.6	(2.0)	-11.3	(2.3)	-4.4	(2.1)	9.0	(2.2)	11.4	(1.6)	19.9	(1.7)	5.3	(1.7)	4.8	(2.0)	-2.9	(1.8)			Litauen	20.4	(1.4)	4.3	(1.4)	9.1	(1.2)	-13.7	(2.1)	-9.4	(1.6)	11.4	(2.0)	11.3	(1.6)	16.6	(1.6)	2.1	(1.1)	4.6	(1.6)	-1.5	(1.6)			Macau (China)	c	c	c	c	c	c	c	c	c	c	c	c	c	c	c	c	c	c	c	c	c	c			Montenegro	c	c	c	c	c	c	c	c	c	c	c	c	c	c	c	c	c	c	c	c	c	c			Panama	9.4	(3.1)	3.1	(1.6)	1.1	(1.3)	1.5	(2.0)	-4.6	(2.7)	10.1	(2.6)	5.9	(2.4)	10.4	(2.0)	3.6	(1.8)	6.9	(2.4)	-1.7	(1.7)			Peru	15.7	(2.1)	1.6	(1.4)	2.4	(1.2)	-9.3	(1.8)	-1.4	(1.9)	5.8	(1.9)	7.6	(1.7)	13.0	(1.8)	3.4	(1.6)	11.5	(2.0)	0.4	(1.6)			Katar	17.6	(1.4)	1.1	(0.8)	4.3	(0.8)	-4.1	(1.3)	-5.9	(1.3)	13.1	(1.3)	7.8	(1.1)	9.3	(1.2)	6.0	(0.8)	4.1	(1.0)	-3.7	(0.8)																																																																																																																																																																																																																																																																																																																																																																																																																																																																																																																																																																																																																																																																																																																																																																																																																																																																																																																																																																																																																																							
Bulgarien	10.8	(2.9)	3.2	(1.5)	9.0	(1.3)	-3.7	(2.0)	-8.4	(1.8)	11.0	(2.2)	10.5	(1.9)	18.4	(1.9)	1.0	(1.4)	5.0	(1.8)	1.8	(1.6)			Kolumbien	11.4	(2.1)	-0.5	(1.3)	6.3	(1.5)	-8.0	(1.5)	-2.3	(2.0)	8.7	(1.7)	12.5	(2.0)	15.6	(1.9)	-1.7	(1.5)	12.1	(1.8)	1.2	(1.8)			Kroatien	14.1	(1.4)	5.1	(1.5)	4.2	(1.1)	-3.2	(1.7)	-6.6	(2.1)	2.1	(2.0)	11.0	(1.3)	17.6	(1.3)	-4.7	(1.6)	4.5	(1.6)	2.8	(1.5)			Dubai (VAE)	22.4	(1.5)	-3.4	(1.0)	3.9	(1.0)	-8.8	(1.5)	-3.9	(1.4)	11.8	(1.4)	10.6	(1.2)	15.1	(1.2)	5.4	(1.2)	3.8	(1.3)	-2.7	(1.1)			Hongkong (China)	22.6	(2.0)	0.9	(1.4)	2.4	(1.4)	-8.0	(2.0)	-8.4	(1.4)	14.4	(1.7)	9.4	(1.0)	10.8	(1.0)	0.8	(1.4)	3.5	(1.5)	1.4	(1.5)			Indonesien	17.2	(2.1)	1.9	(0.8)	3.2	(1.5)	0.6	(1.6)	4.3	(1.6)	8.4	(1.0)	5.9	(1.0)	-3.2	(1.4)	1.2	(1.4)	-2.1	(1.1)			Jordanien	12.2	(2.0)	-0.4	(1.1)	4.3	(1.0)	0.6	(2.0)	2.4	(2.0)	11.4	(1.9)	7.1	(1.4)	12.6	(1.5)	6.4	(1.3)	4.7	(1.7)	0.4	(1.4)			Kasachstan	16.0	(2.4)	-5.0	(1.3)	3.0	(0.8)	-6.2	(2.2)	-5.8	(1.9)	10.3	(2.1)	15.7	(1.2)	18.4	(1.6)	2.3	(1.6)	10.0	(1.6)	3.3	(1.3)			Kirgisistan	24.7	(2.8)	1.7	(1.4)	-1.0	(0.8)	2.1	(1.8)	-4.4	(2.2)	11.0	(2.1)	12.9	(1.8)	10.3	(1.7)	1.3	(1.7)	13.3	(1.7)	1.1	(1.4)			Lettland	26.2	(2.3)	1.9	(2.5)	4.6	(2.0)	-11.3	(2.3)	-4.4	(2.1)	9.0	(2.2)	11.4	(1.6)	19.9	(1.7)	5.3	(1.7)	4.8	(2.0)	-2.9	(1.8)			Litauen	20.4	(1.4)	4.3	(1.4)	9.1	(1.2)	-13.7	(2.1)	-9.4	(1.6)	11.4	(2.0)	11.3	(1.6)	16.6	(1.6)	2.1	(1.1)	4.6	(1.6)	-1.5	(1.6)			Macau (China)	c	c	c	c	c	c	c	c	c	c	c	c	c	c	c	c	c	c	c	c	c	c			Montenegro	c	c	c	c	c	c	c	c	c	c	c	c	c	c	c	c	c	c	c	c	c	c			Panama	9.4	(3.1)	3.1	(1.6)	1.1	(1.3)	1.5	(2.0)	-4.6	(2.7)	10.1	(2.6)	5.9	(2.4)	10.4	(2.0)	3.6	(1.8)	6.9	(2.4)	-1.7	(1.7)			Peru	15.7	(2.1)	1.6	(1.4)	2.4	(1.2)	-9.3	(1.8)	-1.4	(1.9)	5.8	(1.9)	7.6	(1.7)	13.0	(1.8)	3.4	(1.6)	11.5	(2.0)	0.4	(1.6)			Katar	17.6	(1.4)	1.1	(0.8)	4.3	(0.8)	-4.1	(1.3)	-5.9	(1.3)	13.1	(1.3)	7.8	(1.1)	9.3	(1.2)	6.0	(0.8)	4.1	(1.0)	-3.7	(0.8)																																																																																																																																																																																																																																																																																																																																																																																																																																																																																																																																																																																																																																																																																																																																																																																																																																																																																																																																																																																																																																																																
Kolumbien	11.4	(2.1)	-0.5	(1.3)	6.3	(1.5)	-8.0	(1.5)	-2.3	(2.0)	8.7	(1.7)	12.5	(2.0)	15.6	(1.9)	-1.7	(1.5)	12.1	(1.8)	1.2	(1.8)			Kroatien	14.1	(1.4)	5.1	(1.5)	4.2	(1.1)	-3.2	(1.7)	-6.6	(2.1)	2.1	(2.0)	11.0	(1.3)	17.6	(1.3)	-4.7	(1.6)	4.5	(1.6)	2.8	(1.5)			Dubai (VAE)	22.4	(1.5)	-3.4	(1.0)	3.9	(1.0)	-8.8	(1.5)	-3.9	(1.4)	11.8	(1.4)	10.6	(1.2)	15.1	(1.2)	5.4	(1.2)	3.8	(1.3)	-2.7	(1.1)			Hongkong (China)	22.6	(2.0)	0.9	(1.4)	2.4	(1.4)	-8.0	(2.0)	-8.4	(1.4)	14.4	(1.7)	9.4	(1.0)	10.8	(1.0)	0.8	(1.4)	3.5	(1.5)	1.4	(1.5)			Indonesien	17.2	(2.1)	1.9	(0.8)	3.2	(1.5)	0.6	(1.6)	4.3	(1.6)	8.4	(1.0)	5.9	(1.0)	-3.2	(1.4)	1.2	(1.4)	-2.1	(1.1)			Jordanien	12.2	(2.0)	-0.4	(1.1)	4.3	(1.0)	0.6	(2.0)	2.4	(2.0)	11.4	(1.9)	7.1	(1.4)	12.6	(1.5)	6.4	(1.3)	4.7	(1.7)	0.4	(1.4)			Kasachstan	16.0	(2.4)	-5.0	(1.3)	3.0	(0.8)	-6.2	(2.2)	-5.8	(1.9)	10.3	(2.1)	15.7	(1.2)	18.4	(1.6)	2.3	(1.6)	10.0	(1.6)	3.3	(1.3)			Kirgisistan	24.7	(2.8)	1.7	(1.4)	-1.0	(0.8)	2.1	(1.8)	-4.4	(2.2)	11.0	(2.1)	12.9	(1.8)	10.3	(1.7)	1.3	(1.7)	13.3	(1.7)	1.1	(1.4)			Lettland	26.2	(2.3)	1.9	(2.5)	4.6	(2.0)	-11.3	(2.3)	-4.4	(2.1)	9.0	(2.2)	11.4	(1.6)	19.9	(1.7)	5.3	(1.7)	4.8	(2.0)	-2.9	(1.8)			Litauen	20.4	(1.4)	4.3	(1.4)	9.1	(1.2)	-13.7	(2.1)	-9.4	(1.6)	11.4	(2.0)	11.3	(1.6)	16.6	(1.6)	2.1	(1.1)	4.6	(1.6)	-1.5	(1.6)			Macau (China)	c	c	c	c	c	c	c	c	c	c	c	c	c	c	c	c	c	c	c	c	c	c			Montenegro	c	c	c	c	c	c	c	c	c	c	c	c	c	c	c	c	c	c	c	c	c	c			Panama	9.4	(3.1)	3.1	(1.6)	1.1	(1.3)	1.5	(2.0)	-4.6	(2.7)	10.1	(2.6)	5.9	(2.4)	10.4	(2.0)	3.6	(1.8)	6.9	(2.4)	-1.7	(1.7)			Peru	15.7	(2.1)	1.6	(1.4)	2.4	(1.2)	-9.3	(1.8)	-1.4	(1.9)	5.8	(1.9)	7.6	(1.7)	13.0	(1.8)	3.4	(1.6)	11.5	(2.0)	0.4	(1.6)			Katar	17.6	(1.4)	1.1	(0.8)	4.3	(0.8)	-4.1	(1.3)	-5.9	(1.3)	13.1	(1.3)	7.8	(1.1)	9.3	(1.2)	6.0	(0.8)	4.1	(1.0)	-3.7	(0.8)																																																																																																																																																																																																																																																																																																																																																																																																																																																																																																																																																																																																																																																																																																																																																																																																																																																																																																																																																																																																																																																																																									
Kroatien	14.1	(1.4)	5.1	(1.5)	4.2	(1.1)	-3.2	(1.7)	-6.6	(2.1)	2.1	(2.0)	11.0	(1.3)	17.6	(1.3)	-4.7	(1.6)	4.5	(1.6)	2.8	(1.5)			Dubai (VAE)	22.4	(1.5)	-3.4	(1.0)	3.9	(1.0)	-8.8	(1.5)	-3.9	(1.4)	11.8	(1.4)	10.6	(1.2)	15.1	(1.2)	5.4	(1.2)	3.8	(1.3)	-2.7	(1.1)			Hongkong (China)	22.6	(2.0)	0.9	(1.4)	2.4	(1.4)	-8.0	(2.0)	-8.4	(1.4)	14.4	(1.7)	9.4	(1.0)	10.8	(1.0)	0.8	(1.4)	3.5	(1.5)	1.4	(1.5)			Indonesien	17.2	(2.1)	1.9	(0.8)	3.2	(1.5)	0.6	(1.6)	4.3	(1.6)	8.4	(1.0)	5.9	(1.0)	-3.2	(1.4)	1.2	(1.4)	-2.1	(1.1)			Jordanien	12.2	(2.0)	-0.4	(1.1)	4.3	(1.0)	0.6	(2.0)	2.4	(2.0)	11.4	(1.9)	7.1	(1.4)	12.6	(1.5)	6.4	(1.3)	4.7	(1.7)	0.4	(1.4)			Kasachstan	16.0	(2.4)	-5.0	(1.3)	3.0	(0.8)	-6.2	(2.2)	-5.8	(1.9)	10.3	(2.1)	15.7	(1.2)	18.4	(1.6)	2.3	(1.6)	10.0	(1.6)	3.3	(1.3)			Kirgisistan	24.7	(2.8)	1.7	(1.4)	-1.0	(0.8)	2.1	(1.8)	-4.4	(2.2)	11.0	(2.1)	12.9	(1.8)	10.3	(1.7)	1.3	(1.7)	13.3	(1.7)	1.1	(1.4)			Lettland	26.2	(2.3)	1.9	(2.5)	4.6	(2.0)	-11.3	(2.3)	-4.4	(2.1)	9.0	(2.2)	11.4	(1.6)	19.9	(1.7)	5.3	(1.7)	4.8	(2.0)	-2.9	(1.8)			Litauen	20.4	(1.4)	4.3	(1.4)	9.1	(1.2)	-13.7	(2.1)	-9.4	(1.6)	11.4	(2.0)	11.3	(1.6)	16.6	(1.6)	2.1	(1.1)	4.6	(1.6)	-1.5	(1.6)			Macau (China)	c	c	c	c	c	c	c	c	c	c	c	c	c	c	c	c	c	c	c	c	c	c			Montenegro	c	c	c	c	c	c	c	c	c	c	c	c	c	c	c	c	c	c	c	c	c	c			Panama	9.4	(3.1)	3.1	(1.6)	1.1	(1.3)	1.5	(2.0)	-4.6	(2.7)	10.1	(2.6)	5.9	(2.4)	10.4	(2.0)	3.6	(1.8)	6.9	(2.4)	-1.7	(1.7)			Peru	15.7	(2.1)	1.6	(1.4)	2.4	(1.2)	-9.3	(1.8)	-1.4	(1.9)	5.8	(1.9)	7.6	(1.7)	13.0	(1.8)	3.4	(1.6)	11.5	(2.0)	0.4	(1.6)			Katar	17.6	(1.4)	1.1	(0.8)	4.3	(0.8)	-4.1	(1.3)	-5.9	(1.3)	13.1	(1.3)	7.8	(1.1)	9.3	(1.2)	6.0	(0.8)	4.1	(1.0)	-3.7	(0.8)																																																																																																																																																																																																																																																																																																																																																																																																																																																																																																																																																																																																																																																																																																																																																																																																																																																																																																																																																																																																																																																																																																																		
Dubai (VAE)	22.4	(1.5)	-3.4	(1.0)	3.9	(1.0)	-8.8	(1.5)	-3.9	(1.4)	11.8	(1.4)	10.6	(1.2)	15.1	(1.2)	5.4	(1.2)	3.8	(1.3)	-2.7	(1.1)			Hongkong (China)	22.6	(2.0)	0.9	(1.4)	2.4	(1.4)	-8.0	(2.0)	-8.4	(1.4)	14.4	(1.7)	9.4	(1.0)	10.8	(1.0)	0.8	(1.4)	3.5	(1.5)	1.4	(1.5)			Indonesien	17.2	(2.1)	1.9	(0.8)	3.2	(1.5)	0.6	(1.6)	4.3	(1.6)	8.4	(1.0)	5.9	(1.0)	-3.2	(1.4)	1.2	(1.4)	-2.1	(1.1)			Jordanien	12.2	(2.0)	-0.4	(1.1)	4.3	(1.0)	0.6	(2.0)	2.4	(2.0)	11.4	(1.9)	7.1	(1.4)	12.6	(1.5)	6.4	(1.3)	4.7	(1.7)	0.4	(1.4)			Kasachstan	16.0	(2.4)	-5.0	(1.3)	3.0	(0.8)	-6.2	(2.2)	-5.8	(1.9)	10.3	(2.1)	15.7	(1.2)	18.4	(1.6)	2.3	(1.6)	10.0	(1.6)	3.3	(1.3)			Kirgisistan	24.7	(2.8)	1.7	(1.4)	-1.0	(0.8)	2.1	(1.8)	-4.4	(2.2)	11.0	(2.1)	12.9	(1.8)	10.3	(1.7)	1.3	(1.7)	13.3	(1.7)	1.1	(1.4)			Lettland	26.2	(2.3)	1.9	(2.5)	4.6	(2.0)	-11.3	(2.3)	-4.4	(2.1)	9.0	(2.2)	11.4	(1.6)	19.9	(1.7)	5.3	(1.7)	4.8	(2.0)	-2.9	(1.8)			Litauen	20.4	(1.4)	4.3	(1.4)	9.1	(1.2)	-13.7	(2.1)	-9.4	(1.6)	11.4	(2.0)	11.3	(1.6)	16.6	(1.6)	2.1	(1.1)	4.6	(1.6)	-1.5	(1.6)			Macau (China)	c	c	c	c	c	c	c	c	c	c	c	c	c	c	c	c	c	c	c	c	c	c			Montenegro	c	c	c	c	c	c	c	c	c	c	c	c	c	c	c	c	c	c	c	c	c	c			Panama	9.4	(3.1)	3.1	(1.6)	1.1	(1.3)	1.5	(2.0)	-4.6	(2.7)	10.1	(2.6)	5.9	(2.4)	10.4	(2.0)	3.6	(1.8)	6.9	(2.4)	-1.7	(1.7)			Peru	15.7	(2.1)	1.6	(1.4)	2.4	(1.2)	-9.3	(1.8)	-1.4	(1.9)	5.8	(1.9)	7.6	(1.7)	13.0	(1.8)	3.4	(1.6)	11.5	(2.0)	0.4	(1.6)			Katar	17.6	(1.4)	1.1	(0.8)	4.3	(0.8)	-4.1	(1.3)	-5.9	(1.3)	13.1	(1.3)	7.8	(1.1)	9.3	(1.2)	6.0	(0.8)	4.1	(1.0)	-3.7	(0.8)																																																																																																																																																																																																																																																																																																																																																																																																																																																																																																																																																																																																																																																																																																																																																																																																																																																																																																																																																																																																																																																																																																																																											
Hongkong (China)	22.6	(2.0)	0.9	(1.4)	2.4	(1.4)	-8.0	(2.0)	-8.4	(1.4)	14.4	(1.7)	9.4	(1.0)	10.8	(1.0)	0.8	(1.4)	3.5	(1.5)	1.4	(1.5)			Indonesien	17.2	(2.1)	1.9	(0.8)	3.2	(1.5)	0.6	(1.6)	4.3	(1.6)	8.4	(1.0)	5.9	(1.0)	-3.2	(1.4)	1.2	(1.4)	-2.1	(1.1)			Jordanien	12.2	(2.0)	-0.4	(1.1)	4.3	(1.0)	0.6	(2.0)	2.4	(2.0)	11.4	(1.9)	7.1	(1.4)	12.6	(1.5)	6.4	(1.3)	4.7	(1.7)	0.4	(1.4)			Kasachstan	16.0	(2.4)	-5.0	(1.3)	3.0	(0.8)	-6.2	(2.2)	-5.8	(1.9)	10.3	(2.1)	15.7	(1.2)	18.4	(1.6)	2.3	(1.6)	10.0	(1.6)	3.3	(1.3)			Kirgisistan	24.7	(2.8)	1.7	(1.4)	-1.0	(0.8)	2.1	(1.8)	-4.4	(2.2)	11.0	(2.1)	12.9	(1.8)	10.3	(1.7)	1.3	(1.7)	13.3	(1.7)	1.1	(1.4)			Lettland	26.2	(2.3)	1.9	(2.5)	4.6	(2.0)	-11.3	(2.3)	-4.4	(2.1)	9.0	(2.2)	11.4	(1.6)	19.9	(1.7)	5.3	(1.7)	4.8	(2.0)	-2.9	(1.8)			Litauen	20.4	(1.4)	4.3	(1.4)	9.1	(1.2)	-13.7	(2.1)	-9.4	(1.6)	11.4	(2.0)	11.3	(1.6)	16.6	(1.6)	2.1	(1.1)	4.6	(1.6)	-1.5	(1.6)			Macau (China)	c	c	c	c	c	c	c	c	c	c	c	c	c	c	c	c	c	c	c	c	c	c			Montenegro	c	c	c	c	c	c	c	c	c	c	c	c	c	c	c	c	c	c	c	c	c	c			Panama	9.4	(3.1)	3.1	(1.6)	1.1	(1.3)	1.5	(2.0)	-4.6	(2.7)	10.1	(2.6)	5.9	(2.4)	10.4	(2.0)	3.6	(1.8)	6.9	(2.4)	-1.7	(1.7)			Peru	15.7	(2.1)	1.6	(1.4)	2.4	(1.2)	-9.3	(1.8)	-1.4	(1.9)	5.8	(1.9)	7.6	(1.7)	13.0	(1.8)	3.4	(1.6)	11.5	(2.0)	0.4	(1.6)			Katar	17.6	(1.4)	1.1	(0.8)	4.3	(0.8)	-4.1	(1.3)	-5.9	(1.3)	13.1	(1.3)	7.8	(1.1)	9.3	(1.2)	6.0	(0.8)	4.1	(1.0)	-3.7	(0.8)																																																																																																																																																																																																																																																																																																																																																																																																																																																																																																																																																																																																																																																																																																																																																																																																																																																																																																																																																																																																																																																																																																																																																																				
Indonesien	17.2	(2.1)	1.9	(0.8)	3.2	(1.5)	0.6	(1.6)	4.3	(1.6)	8.4	(1.0)	5.9	(1.0)	-3.2	(1.4)	1.2	(1.4)	-2.1	(1.1)			Jordanien	12.2	(2.0)	-0.4	(1.1)	4.3	(1.0)	0.6	(2.0)	2.4	(2.0)	11.4	(1.9)	7.1	(1.4)	12.6	(1.5)	6.4	(1.3)	4.7	(1.7)	0.4	(1.4)			Kasachstan	16.0	(2.4)	-5.0	(1.3)	3.0	(0.8)	-6.2	(2.2)	-5.8	(1.9)	10.3	(2.1)	15.7	(1.2)	18.4	(1.6)	2.3	(1.6)	10.0	(1.6)	3.3	(1.3)			Kirgisistan	24.7	(2.8)	1.7	(1.4)	-1.0	(0.8)	2.1	(1.8)	-4.4	(2.2)	11.0	(2.1)	12.9	(1.8)	10.3	(1.7)	1.3	(1.7)	13.3	(1.7)	1.1	(1.4)			Lettland	26.2	(2.3)	1.9	(2.5)	4.6	(2.0)	-11.3	(2.3)	-4.4	(2.1)	9.0	(2.2)	11.4	(1.6)	19.9	(1.7)	5.3	(1.7)	4.8	(2.0)	-2.9	(1.8)			Litauen	20.4	(1.4)	4.3	(1.4)	9.1	(1.2)	-13.7	(2.1)	-9.4	(1.6)	11.4	(2.0)	11.3	(1.6)	16.6	(1.6)	2.1	(1.1)	4.6	(1.6)	-1.5	(1.6)			Macau (China)	c	c	c	c	c	c	c	c	c	c	c	c	c	c	c	c	c	c	c	c	c	c			Montenegro	c	c	c	c	c	c	c	c	c	c	c	c	c	c	c	c	c	c	c	c	c	c			Panama	9.4	(3.1)	3.1	(1.6)	1.1	(1.3)	1.5	(2.0)	-4.6	(2.7)	10.1	(2.6)	5.9	(2.4)	10.4	(2.0)	3.6	(1.8)	6.9	(2.4)	-1.7	(1.7)			Peru	15.7	(2.1)	1.6	(1.4)	2.4	(1.2)	-9.3	(1.8)	-1.4	(1.9)	5.8	(1.9)	7.6	(1.7)	13.0	(1.8)	3.4	(1.6)	11.5	(2.0)	0.4	(1.6)			Katar	17.6	(1.4)	1.1	(0.8)	4.3	(0.8)	-4.1	(1.3)	-5.9	(1.3)	13.1	(1.3)	7.8	(1.1)	9.3	(1.2)	6.0	(0.8)	4.1	(1.0)	-3.7	(0.8)																																																																																																																																																																																																																																																																																																																																																																																																																																																																																																																																																																																																																																																																																																																																																																																																																																																																																																																																																																																																																																																																																																																																																																																													
Jordanien	12.2	(2.0)	-0.4	(1.1)	4.3	(1.0)	0.6	(2.0)	2.4	(2.0)	11.4	(1.9)	7.1	(1.4)	12.6	(1.5)	6.4	(1.3)	4.7	(1.7)	0.4	(1.4)			Kasachstan	16.0	(2.4)	-5.0	(1.3)	3.0	(0.8)	-6.2	(2.2)	-5.8	(1.9)	10.3	(2.1)	15.7	(1.2)	18.4	(1.6)	2.3	(1.6)	10.0	(1.6)	3.3	(1.3)			Kirgisistan	24.7	(2.8)	1.7	(1.4)	-1.0	(0.8)	2.1	(1.8)	-4.4	(2.2)	11.0	(2.1)	12.9	(1.8)	10.3	(1.7)	1.3	(1.7)	13.3	(1.7)	1.1	(1.4)			Lettland	26.2	(2.3)	1.9	(2.5)	4.6	(2.0)	-11.3	(2.3)	-4.4	(2.1)	9.0	(2.2)	11.4	(1.6)	19.9	(1.7)	5.3	(1.7)	4.8	(2.0)	-2.9	(1.8)			Litauen	20.4	(1.4)	4.3	(1.4)	9.1	(1.2)	-13.7	(2.1)	-9.4	(1.6)	11.4	(2.0)	11.3	(1.6)	16.6	(1.6)	2.1	(1.1)	4.6	(1.6)	-1.5	(1.6)			Macau (China)	c	c	c	c	c	c	c	c	c	c	c	c	c	c	c	c	c	c	c	c	c	c			Montenegro	c	c	c	c	c	c	c	c	c	c	c	c	c	c	c	c	c	c	c	c	c	c			Panama	9.4	(3.1)	3.1	(1.6)	1.1	(1.3)	1.5	(2.0)	-4.6	(2.7)	10.1	(2.6)	5.9	(2.4)	10.4	(2.0)	3.6	(1.8)	6.9	(2.4)	-1.7	(1.7)			Peru	15.7	(2.1)	1.6	(1.4)	2.4	(1.2)	-9.3	(1.8)	-1.4	(1.9)	5.8	(1.9)	7.6	(1.7)	13.0	(1.8)	3.4	(1.6)	11.5	(2.0)	0.4	(1.6)			Katar	17.6	(1.4)	1.1	(0.8)	4.3	(0.8)	-4.1	(1.3)	-5.9	(1.3)	13.1	(1.3)	7.8	(1.1)	9.3	(1.2)	6.0	(0.8)	4.1	(1.0)	-3.7	(0.8)																																																																																																																																																																																																																																																																																																																																																																																																																																																																																																																																																																																																																																																																																																																																																																																																																																																																																																																																																																																																																																																																																																																																																																																																																				
Kasachstan	16.0	(2.4)	-5.0	(1.3)	3.0	(0.8)	-6.2	(2.2)	-5.8	(1.9)	10.3	(2.1)	15.7	(1.2)	18.4	(1.6)	2.3	(1.6)	10.0	(1.6)	3.3	(1.3)			Kirgisistan	24.7	(2.8)	1.7	(1.4)	-1.0	(0.8)	2.1	(1.8)	-4.4	(2.2)	11.0	(2.1)	12.9	(1.8)	10.3	(1.7)	1.3	(1.7)	13.3	(1.7)	1.1	(1.4)			Lettland	26.2	(2.3)	1.9	(2.5)	4.6	(2.0)	-11.3	(2.3)	-4.4	(2.1)	9.0	(2.2)	11.4	(1.6)	19.9	(1.7)	5.3	(1.7)	4.8	(2.0)	-2.9	(1.8)			Litauen	20.4	(1.4)	4.3	(1.4)	9.1	(1.2)	-13.7	(2.1)	-9.4	(1.6)	11.4	(2.0)	11.3	(1.6)	16.6	(1.6)	2.1	(1.1)	4.6	(1.6)	-1.5	(1.6)			Macau (China)	c	c	c	c	c	c	c	c	c	c	c	c	c	c	c	c	c	c	c	c	c	c			Montenegro	c	c	c	c	c	c	c	c	c	c	c	c	c	c	c	c	c	c	c	c	c	c			Panama	9.4	(3.1)	3.1	(1.6)	1.1	(1.3)	1.5	(2.0)	-4.6	(2.7)	10.1	(2.6)	5.9	(2.4)	10.4	(2.0)	3.6	(1.8)	6.9	(2.4)	-1.7	(1.7)			Peru	15.7	(2.1)	1.6	(1.4)	2.4	(1.2)	-9.3	(1.8)	-1.4	(1.9)	5.8	(1.9)	7.6	(1.7)	13.0	(1.8)	3.4	(1.6)	11.5	(2.0)	0.4	(1.6)			Katar	17.6	(1.4)	1.1	(0.8)	4.3	(0.8)	-4.1	(1.3)	-5.9	(1.3)	13.1	(1.3)	7.8	(1.1)	9.3	(1.2)	6.0	(0.8)	4.1	(1.0)	-3.7	(0.8)																																																																																																																																																																																																																																																																																																																																																																																																																																																																																																																																																																																																																																																																																																																																																																																																																																																																																																																																																																																																																																																																																																																																																																																																																																													
Kirgisistan	24.7	(2.8)	1.7	(1.4)	-1.0	(0.8)	2.1	(1.8)	-4.4	(2.2)	11.0	(2.1)	12.9	(1.8)	10.3	(1.7)	1.3	(1.7)	13.3	(1.7)	1.1	(1.4)			Lettland	26.2	(2.3)	1.9	(2.5)	4.6	(2.0)	-11.3	(2.3)	-4.4	(2.1)	9.0	(2.2)	11.4	(1.6)	19.9	(1.7)	5.3	(1.7)	4.8	(2.0)	-2.9	(1.8)			Litauen	20.4	(1.4)	4.3	(1.4)	9.1	(1.2)	-13.7	(2.1)	-9.4	(1.6)	11.4	(2.0)	11.3	(1.6)	16.6	(1.6)	2.1	(1.1)	4.6	(1.6)	-1.5	(1.6)			Macau (China)	c	c	c	c	c	c	c	c	c	c	c	c	c	c	c	c	c	c	c	c	c	c			Montenegro	c	c	c	c	c	c	c	c	c	c	c	c	c	c	c	c	c	c	c	c	c	c			Panama	9.4	(3.1)	3.1	(1.6)	1.1	(1.3)	1.5	(2.0)	-4.6	(2.7)	10.1	(2.6)	5.9	(2.4)	10.4	(2.0)	3.6	(1.8)	6.9	(2.4)	-1.7	(1.7)			Peru	15.7	(2.1)	1.6	(1.4)	2.4	(1.2)	-9.3	(1.8)	-1.4	(1.9)	5.8	(1.9)	7.6	(1.7)	13.0	(1.8)	3.4	(1.6)	11.5	(2.0)	0.4	(1.6)			Katar	17.6	(1.4)	1.1	(0.8)	4.3	(0.8)	-4.1	(1.3)	-5.9	(1.3)	13.1	(1.3)	7.8	(1.1)	9.3	(1.2)	6.0	(0.8)	4.1	(1.0)	-3.7	(0.8)																																																																																																																																																																																																																																																																																																																																																																																																																																																																																																																																																																																																																																																																																																																																																																																																																																																																																																																																																																																																																																																																																																																																																																																																																																																																						
Lettland	26.2	(2.3)	1.9	(2.5)	4.6	(2.0)	-11.3	(2.3)	-4.4	(2.1)	9.0	(2.2)	11.4	(1.6)	19.9	(1.7)	5.3	(1.7)	4.8	(2.0)	-2.9	(1.8)			Litauen	20.4	(1.4)	4.3	(1.4)	9.1	(1.2)	-13.7	(2.1)	-9.4	(1.6)	11.4	(2.0)	11.3	(1.6)	16.6	(1.6)	2.1	(1.1)	4.6	(1.6)	-1.5	(1.6)			Macau (China)	c	c	c	c	c	c	c	c	c	c	c	c	c	c	c	c	c	c	c	c	c	c			Montenegro	c	c	c	c	c	c	c	c	c	c	c	c	c	c	c	c	c	c	c	c	c	c			Panama	9.4	(3.1)	3.1	(1.6)	1.1	(1.3)	1.5	(2.0)	-4.6	(2.7)	10.1	(2.6)	5.9	(2.4)	10.4	(2.0)	3.6	(1.8)	6.9	(2.4)	-1.7	(1.7)			Peru	15.7	(2.1)	1.6	(1.4)	2.4	(1.2)	-9.3	(1.8)	-1.4	(1.9)	5.8	(1.9)	7.6	(1.7)	13.0	(1.8)	3.4	(1.6)	11.5	(2.0)	0.4	(1.6)			Katar	17.6	(1.4)	1.1	(0.8)	4.3	(0.8)	-4.1	(1.3)	-5.9	(1.3)	13.1	(1.3)	7.8	(1.1)	9.3	(1.2)	6.0	(0.8)	4.1	(1.0)	-3.7	(0.8)																																																																																																																																																																																																																																																																																																																																																																																																																																																																																																																																																																																																																																																																																																																																																																																																																																																																																																																																																																																																																																																																																																																																																																																																																																																																																															
Litauen	20.4	(1.4)	4.3	(1.4)	9.1	(1.2)	-13.7	(2.1)	-9.4	(1.6)	11.4	(2.0)	11.3	(1.6)	16.6	(1.6)	2.1	(1.1)	4.6	(1.6)	-1.5	(1.6)			Macau (China)	c	c	c	c	c	c	c	c	c	c	c	c	c	c	c	c	c	c	c	c	c	c			Montenegro	c	c	c	c	c	c	c	c	c	c	c	c	c	c	c	c	c	c	c	c	c	c			Panama	9.4	(3.1)	3.1	(1.6)	1.1	(1.3)	1.5	(2.0)	-4.6	(2.7)	10.1	(2.6)	5.9	(2.4)	10.4	(2.0)	3.6	(1.8)	6.9	(2.4)	-1.7	(1.7)			Peru	15.7	(2.1)	1.6	(1.4)	2.4	(1.2)	-9.3	(1.8)	-1.4	(1.9)	5.8	(1.9)	7.6	(1.7)	13.0	(1.8)	3.4	(1.6)	11.5	(2.0)	0.4	(1.6)			Katar	17.6	(1.4)	1.1	(0.8)	4.3	(0.8)	-4.1	(1.3)	-5.9	(1.3)	13.1	(1.3)	7.8	(1.1)	9.3	(1.2)	6.0	(0.8)	4.1	(1.0)	-3.7	(0.8)																																																																																																																																																																																																																																																																																																																																																																																																																																																																																																																																																																																																																																																																																																																																																																																																																																																																																																																																																																																																																																																																																																																																																																																																																																																																																																																								
Macau (China)	c	c	c	c	c	c	c	c	c	c	c	c	c	c	c	c	c	c	c	c	c	c			Montenegro	c	c	c	c	c	c	c	c	c	c	c	c	c	c	c	c	c	c	c	c	c	c			Panama	9.4	(3.1)	3.1	(1.6)	1.1	(1.3)	1.5	(2.0)	-4.6	(2.7)	10.1	(2.6)	5.9	(2.4)	10.4	(2.0)	3.6	(1.8)	6.9	(2.4)	-1.7	(1.7)			Peru	15.7	(2.1)	1.6	(1.4)	2.4	(1.2)	-9.3	(1.8)	-1.4	(1.9)	5.8	(1.9)	7.6	(1.7)	13.0	(1.8)	3.4	(1.6)	11.5	(2.0)	0.4	(1.6)			Katar	17.6	(1.4)	1.1	(0.8)	4.3	(0.8)	-4.1	(1.3)	-5.9	(1.3)	13.1	(1.3)	7.8	(1.1)	9.3	(1.2)	6.0	(0.8)	4.1	(1.0)	-3.7	(0.8)																																																																																																																																																																																																																																																																																																																																																																																																																																																																																																																																																																																																																																																																																																																																																																																																																																																																																																																																																																																																																																																																																																																																																																																																																																																																																																																																																	
Montenegro	c	c	c	c	c	c	c	c	c	c	c	c	c	c	c	c	c	c	c	c	c	c			Panama	9.4	(3.1)	3.1	(1.6)	1.1	(1.3)	1.5	(2.0)	-4.6	(2.7)	10.1	(2.6)	5.9	(2.4)	10.4	(2.0)	3.6	(1.8)	6.9	(2.4)	-1.7	(1.7)			Peru	15.7	(2.1)	1.6	(1.4)	2.4	(1.2)	-9.3	(1.8)	-1.4	(1.9)	5.8	(1.9)	7.6	(1.7)	13.0	(1.8)	3.4	(1.6)	11.5	(2.0)	0.4	(1.6)			Katar	17.6	(1.4)	1.1	(0.8)	4.3	(0.8)	-4.1	(1.3)	-5.9	(1.3)	13.1	(1.3)	7.8	(1.1)	9.3	(1.2)	6.0	(0.8)	4.1	(1.0)	-3.7	(0.8)																																																																																																																																																																																																																																																																																																																																																																																																																																																																																																																																																																																																																																																																																																																																																																																																																																																																																																																																																																																																																																																																																																																																																																																																																																																																																																																																																																										
Panama	9.4	(3.1)	3.1	(1.6)	1.1	(1.3)	1.5	(2.0)	-4.6	(2.7)	10.1	(2.6)	5.9	(2.4)	10.4	(2.0)	3.6	(1.8)	6.9	(2.4)	-1.7	(1.7)			Peru	15.7	(2.1)	1.6	(1.4)	2.4	(1.2)	-9.3	(1.8)	-1.4	(1.9)	5.8	(1.9)	7.6	(1.7)	13.0	(1.8)	3.4	(1.6)	11.5	(2.0)	0.4	(1.6)			Katar	17.6	(1.4)	1.1	(0.8)	4.3	(0.8)	-4.1	(1.3)	-5.9	(1.3)	13.1	(1.3)	7.8	(1.1)	9.3	(1.2)	6.0	(0.8)	4.1	(1.0)	-3.7	(0.8)																																																																																																																																																																																																																																																																																																																																																																																																																																																																																																																																																																																																																																																																																																																																																																																																																																																																																																																																																																																																																																																																																																																																																																																																																																																																																																																																																																																																			
Peru	15.7	(2.1)	1.6	(1.4)	2.4	(1.2)	-9.3	(1.8)	-1.4	(1.9)	5.8	(1.9)	7.6	(1.7)	13.0	(1.8)	3.4	(1.6)	11.5	(2.0)	0.4	(1.6)			Katar	17.6	(1.4)	1.1	(0.8)	4.3	(0.8)	-4.1	(1.3)	-5.9	(1.3)	13.1	(1.3)	7.8	(1.1)	9.3	(1.2)	6.0	(0.8)	4.1	(1.0)	-3.7	(0.8)																																																																																																																																																																																																																																																																																																																																																																																																																																																																																																																																																																																																																																																																																																																																																																																																																																																																																																																																																																																																																																																																																																																																																																																																																																																																																																																																																																																																																												
Katar	17.6	(1.4)	1.1	(0.8)	4.3	(0.8)	-4.1	(1.3)	-5.9	(1.3)	13.1	(1.3)	7.8	(1.1)	9.3	(1.2)	6.0	(0.8)	4.1	(1.0)	-3.7	(0.8)																																																																																																																																																																																																																																																																																																																																																																																																																																																																																																																																																																																																																																																																																																																																																																																																																																																																																																																																																																																																																																																																																																																																																																																																																																																																																																																																																																																																																																																					



[Teil 2/5]

Zusammenhang zwischen den Schülerleistungen im Bereich Lesekompetenz und dem Leseengagement und den Lernansätzen der Schüler sowie dem Lernumfeld, den Ressourcen, Politiken und Praktiken der Schulen

Tabelle IV.2.14b

	Lernumfeld und Schulklima (Schulebene) ¹												Schulpolitiken zur Selektion und Gruppierung der Schüler ¹																																																																																																																																																																																																																																																																																																																																																																																																																																																																																																																																																																																																																																																																																																																																																																																																																																																																																																																																																																																																																																																																																																																																																																																																																																																																																																																																																																																																																																																							
	Index der Lehrer-Schüler-Beziehungen (Schuldurchschnitt)		Index der Schulklima (Schuldurchschnitt)		Index der schülerbezogenen Faktoren für das Schulklima (höhere Werte stehen für positives Schulklima)		Index der lehrkräftebezogenen Faktoren für das Schulklima (höhere Werte stehen für positives Lehrerverhalten)		Index der Förderung des Lesengagements durch die Lehrkräfte (Schuldurchschnitt)		Eltern erwarten, dass die Schule ein hohes Leistungsniveau fordert und Druck auf die Schüler ausübt, es zu erreichen		Index der Führungsrolle der Schulleitung (höhere Werte stehen für eine stärkere Führungsrolle)		Schule mit hoher Selektivität bei der Aufnahme von Schülern		Schule wird mit hoher Wahrscheinlichkeit Schüler mit schwachen Leistungen, Verhaltensproblemen oder speziellen Lernbedürfnissen aufnehmen		Schule mit Einteilung in Leistungsgruppen in allen Fächern		Prozentsatz der Klassenwiederholer																																																																																																																																																																																																																																																																																																																																																																																																																																																																																																																																																																																																																																																																																																																																																																																																																																																																																																																																																																																																																																																																																																																																																																																																																																																																																																																																																																																																																																															
	Punkt-zahl-Veränd.	S.E.	Punkt-zahl-Veränd.	S.E.	Punkt-zahl-Veränd.	S.E.	Punkt-zahl-Veränd.	S.E.	Punkt-zahl-Veränd.	S.E.	Punkt-zahl-Veränd.	S.E.	Punkt-zahl-Veränd.	S.E.	Punkt-zahl-Veränd.	S.E.	Punkt-zahl-Veränd.	S.E.	Punkt-zahl-Veränd.	S.E.	Punkt-zahl-Veränd.	S.E.																																																																																																																																																																																																																																																																																																																																																																																																																																																																																																																																																																																																																																																																																																																																																																																																																																																																																																																																																																																																																																																																																																																																																																																																																																																																																																																																																																																																																																														
OECD-Länder																								Australien	21.1	(8.3)	21.9	(6.8)	3.1	(2.5)	1.7	(2.9)	-10.0	(10.6)	6.7	(4.9)	1.5	(1.4)	3.7	(3.7)	6.8	(7.5)	-16.1	(8.1)	-0.9	(0.2)			Österreich	-1.8	(9.8)	14.1	(8.0)	-5.8	(4.8)	8.7	(5.1)	12.3	(8.8)	-17.2	(28.2)	-6.6	(6.2)	25.8	(8.9)	16.4	(8.3)	-21.7	(13.7)	-0.4	(0.2)			Belgien	-15.4	(10.1)	20.0	(6.7)	-1.2	(3.7)	10.6	(3.7)	6.7	(11.3)	9.9	(9.0)	-6.4	(4.2)	1.0	(7.2)	3.0	(4.9)	-12.0	(7.1)	0.8	(0.2)			Kanada	2.3	(5.1)	8.2	(4.4)	4.6	(2.3)	3.0	(2.7)	-5.9	(5.6)	6.6	(3.6)	-2.0	(1.9)	3.5	(4.3)	-2.2	(5.4)	2.5	(5.9)	-0.4	(0.1)			Chile	7.7	(6.2)	-4.3	(6.2)	-7.1	(3.1)	6.5	(2.1)	10.3	(6.0)	8.3	(6.0)	-0.5	(2.1)	8.4	(4.6)	4.4	(5.6)	-3.8	(5.6)	-0.8	(0.1)			Tschech. Rep.	-10.9	(7.4)	12.0	(6.6)	-12.0	(3.8)	15.9	(3.4)	9.5	(8.3)	11.3	(5.7)	-2.6	(2.7)	21.1	(7.7)	-1.8	(6.3)	-6.8	(6.1)	-0.1	(0.4)			Dänemark	0.8	(6.5)	7.6	(4.6)	-1.2	(2.4)	5.4	(3.0)	-4.6	(6.1)	16.1	(4.0)	5.2	(2.5)	13.4	(6.9)	5.3	(5.3)	-9.4	(5.5)	-0.4	(0.3)			Estland	24.9	(7.4)	13.0	(4.6)	-1.2	(2.8)	5.5	(3.9)	-28.3	(8.3)	5.4	(5.0)	1.1	(1.9)	11.0	(3.8)	0.1	(6.1)	0.5	(7.7)	-0.3	(0.3)			Finnland	13.0	(8.4)	5.9	(4.6)	4.8	(2.6)	0.7	(2.8)	-4.4	(9.0)	4.7	(7.5)	-2.0	(2.5)	20.1	(8.9)	c	c	7.2	(8.7)	-1.0	(0.6)			Frankreich	w	w	w	w	w	w	w	w	w	w	w	w	w	w	w	w	w	w	w	w	w	w			Deutschland	-3.0	(10.7)	-0.4	(11.3)	-15.5	(5.2)	25.2	(6.0)	46.6	(13.3)	-20.2	(15.4)	-3.8	(4.6)	16.3	(7.1)	8.3	(6.9)	-5.3	(9.4)	0.1	(0.2)			Griechenland	21.6	(18.4)	24.4	(10.9)	-8.8	(5.7)	14.4	(6.4)	0.3	(11.8)	-1.6	(13.6)	-1.2	(4.8)	-11.7	(16.6)	6.5	(8.6)	-113.4	(46.6)	-0.3	(0.2)			Ungarn	2.9	(10.5)	9.5	(8.6)	-2.7	(5.1)	10.2	(4.6)	0.8	(9.9)	4.2	(11.7)	-3.5	(3.9)	15.1	(13.2)	0.0	(8.2)	-3.3	(14.5)	-0.8	(0.2)			Island	13.6	(6.6)	18.7	(9.7)	-6.8	(4.4)	7.4	(5.4)	-0.5	(8.4)	-2.7	(8.2)	-1.2	(3.4)	c	c	c	c	-15.0	(7.4)	-1.2	(1.3)			Irland	35.6	(12.8)	16.6	(6.1)	-0.8	(4.0)	10.5	(5.7)	-13.9	(11.1)	5.3	(5.7)	1.6	(3.5)	-7.7	(5.8)	c	c	-12.5	(11.7)	-1.2	(0.4)			Israel	17.8	(11.4)	7.6	(8.4)	-6.1	(5.4)	4.8	(5.1)	-59.6	(11.0)	4.2	(6.3)	-14.3	(4.5)	-14.4	(6.4)	-25.1	(9.9)	5.4	(9.6)	-0.1	(0.4)			Italien	-19.0	(6.8)	28.8	(4.7)	-4.6	(3.3)	11.8	(3.2)	12.4	(7.5)	20.6	(5.8)	-6.8	(2.6)	-2.7	(4.2)	14.5	(4.7)	-1.2	(4.9)	-0.5	(0.2)			Japan	47.8	(14.5)	26.3	(8.8)	-3.5	(3.6)	12.3	(4.3)	-4.5	(9.4)	6.3	(6.9)	-0.8	(3.0)	-16.1	(9.4)	-5.8	(8.1)	-6.9	(7.7)	c	c			Korea	-0.1	(15.4)	25.8	(8.2)	-9.0	(4.8)	12.8	(3.4)	-39.0	(12.3)	17.8	(5.9)	-2.1	(2.5)	14.3	(4.9)	2.1	(7.9)	-12.8	(10.2)	c	c			Luxemburg	c	c	c	c	c	c	c	c	c	c	c	c	c	c	c	c	c	c	c	c	c	c			Mexiko	4.3	(6.9)	19.1	(7.1)	-2.4	(2.8)	5.9	(3.0)	13.8	(6.0)	-1.9	(5.7)	1.5	(1.8)	2.9	(4.0)	0.4	(3.4)	-5.2	(4.9)	-0.3	(0.1)			Niederlande	-17.1	(16.3)	26.4	(11.3)	-11.3	(5.0)	14.1	(4.8)	1.9	(13.1)	5.8	(9.5)	1.2	(4.3)	12.8	(8.7)	-14.8	(7.5)	-0.8	(5.3)	0.1	(0.2)			Neuseeland	-4.7	(9.3)	31.6	(7.6)	-6.2	(3.9)	9.7	(3.2)	-14.8	(7.7)	27.7	(5.1)	-1.7	(2.4)	6.7	(5.8)	-19.9	(13.9)	0.7	(8.4)	-0.5	(0.6)			Norwegen	4.0	(8.1)	8.4	(6.3)	-1.2	(3.7)	-0.8	(3.7)	3.8	(8.1)	15.0	(4.2)	-2.3	(3.8)	15.3	(7.8)	c	c	2.8	(9.1)	c	c			Polen	-4.5	(7.9)	4.0	(5.5)	4.2	(2.3)	-3.3	(2.8)	-1.6	(8.2)	4.0	(5.8)	-5.5	(2.8)	4.9	(5.7)	4.7	(5.4)	-0.2	(7.9)	-1.5	(0.2)			Portugal	-4.0	(10.1)	10.2	(6.2)	-0.1	(3.1)	-0.3	(2.9)	-8.6	(8.4)	10.4	(7.0)	1.1	(3.0)	-45.3	(14.7)	c	c	3.9	(7.4)	-0.6	(0.1)			Slowak. Rep.	5.7	(9.0)	14.3	(7.1)	-5.3	(4.1)	7.5	(3.9)	3.6	(8.4)	0.5	(8.6)	-3.3	(3.8)	1.7	(7.8)	-9.9	(5.5)	-7.3	(7.5)	-1.0	(0.3)			Slowenien	-8.2	(8.4)	8.4	(6.1)	0.9	(4.1)	4.4	(3.7)	14.2	(8.1)	8.5	(5.8)	0.0	(2.9)	11.1	(5.8)	2.4	(5.5)	-16.9	(10.2)	-0.3	(0.2)			Spanien	-14.9	(4.5)	11.0	(3.6)	-0.8	(2.1)	3.5	(2.0)	3.4	(4.2)	2.9	(5.0)	0.7	(1.6)	10.1	(7.1)	4.2	(5.0)	5.7	(4.7)	-0.9	(0.1)			Schweden	2.1	(8.2)	4.9	(6.6)	-3.3	(2.9)	5.2	(3.9)	19.1	(9.3)	6.1	(5.2)	-9.7	(2.6)	4.8	(8.3)	14.8	(11.8)	-0.5	(8.4)	-0.3	(0.4)			Schweiz	-2.2	(6.1)	20.7	(5.5)	-2.2	(2.8)	-4.8	(3.0)	-9.0	(8.1)	1.6	(6.0)	-0.3	(2.3)	3.1	(4.1)	14.1	(4.6)	-6.0	(3.2)	-0.6	(0.1)			Türkei	-0.9	(10.9)	3.9	(10.3)	-3.1	(5.7)	-0.6	(4.5)	6.2	(10.7)	5.3	(8.9)	1.7	(3.4)	22.5	(6.3)	-1.9	(5.9)	-16.7	(7.1)	-1.3	(0.2)			Ver. Königreich	-21.3	(8.7)	14.4	(8.5)	-3.5	(3.6)	8.6	(4.4)	25.3	(8.0)	8.0	(4.5)	-1.3	(1.8)	10.3	(5.2)	-10.7	(5.9)	4.3	(5.3)	-1.7	(0.8)			Ver. Staaten	-4.0	(8.1)	26.9	(8.0)	-7.1	(4.1)	5.1	(3.1)	9.8	(8.4)	11.0	(4.8)	-4.0	(2.0)	2.8	(4.5)	11.6	(5.6)	15.2	(8.4)	-0.7	(0.3)			OECD-Durchschnitt	2.9	(1.7)	14.4	(1.3)	-3.6	(0.7)	7.2	(0.7)	-0.1	(1.6)	6.0	(1.6)	-2.1	(0.6)	5.3	(1.4)	1.0	(1.4)	-7.7	(2.0)	-0.6	(0.1)			Partnerländer																								Albanien	-7.7	(12.7)	-0.4	(8.8)	-0.9	(5.5)	-3.9	(5.3)	13.8	(12.7)	14.5	(8.1)	6.7	(4.1)	-11.1	(6.0)	13.3	(7.8)	-6.3	(8.4)	-1.6	(0.4)			Argentinien	-5.9	(12.6)	7.8	(8.5)	-5.3	(4.7)	-0.8	(5.0)	1.8	(11.7)	7.4	(12.0)	1.7	(5.6)	13.0	(10.2)	18.4	(8.3)	-14.0	(9.3)	-1.0	(0.1)			Aserbaidschan	1.3	(14.0)	38.1	(13.2)	-8.5	(4.4)	9.2	(4.1)	7.5	(9.3)	-34.0	(8.7)	-0.5	(3.2)	-8.4	(7.8)	19.6	(8.6)	-0.9	(8.3)	-2.6	(1.0)			Braziliens	7.4	(7.1)	8.5	(6.7)	-5.8	(2.9)	6.4	(2.8)	-15.1	(7.2)	-2.4	(6.8)	5.2	(2.0)	3.0	(6.0)	14.4	(5.6)	2.8	(4.9)	-0.8	(0.1)			Bulgarien	-1.5	(9.9)	6.2	(10.3)	-6.3	(5.4)	10.8	(5.1)	15.3	(12.1)	13.8	(12.4)	0.8	(4.3)	13.8	(9.4)	-2.0	(9.7)	-3.3	(10.7)	-0.3	(0.2)			Kolumbien	-10.3	(7.6)	6.4	(7.8)	0.8	(3.2)	3.1	(2.4)	1.7	(8.0)	2.1	(6.0)	-3.5	(2.0)	2.8	(5.3)	-0.5	(4.8)	-12.1	(5.8)	-0.6	(0.2)			Kroatien	1.4	(8.9)	15.7	(5.7)	-5.0	(2.9)	8.4	(3.0)	33.8	(8.4)	20.0	(8.9)	-3.0	(3.0)	28.4	(6.2)	2.6	(5.1)	0.1	(5.1)	-1.7	(0.5)			Dubai (VAE)	7.1	(11.3)	24.7	(6.1)	4.1	(4.2)	3.2	(4.0)	-5.3	(8.4)	-0.2	(6.0)	-3.6	(2.9)	7.8	(6.9)	-12.5	(6.4)	-7.2	(7.0)	-0.6	(0.2)			Hongkong (China)	21.5	(11.5)	36.2	(8.8)	0.4	(4.3)	5.4	(2.9)	-12.4	(10.3)	7.2	(14.1)	-6.4	(2.2)	4.1	(6.5)	3.7	(5.3)	-3.1	(7.5)	-0.6	(0.2)			Indonesien	-18.8	(11.5)	-9.4	(7.9)	0.1	(4.4)	11.4	(4.6)	-18.1	(8.5)	-2.1	(6.4)	-4.3	(2.9)	0.2	(5.1)	11.7	(3.7)	-1.9	(6.6)	-0.3	(0.2)			Jordanien	17.9	(14.1)	19.4	(8.0)	0.8	(4.0)	2.1	(3.4)	-9.9	(10.8)	-1.0	(6.4)	4.3	(2.9)	6.1	(6.4)	12.6	(6.1)	-2.7	(6.0)	-0.8	(0.4)			Kasachstan	-42.2	(12.0)	12.5	(9.2)	4.9	(5.4)	0.5	(4.0)	37.2	(7.9)	17.1	(8.8)	-2.7	(4.3)	9.3	(6.6)	2.7	(12.2)	-7.2	(6.3)	-0.4	(1.2)			Kirgisistan	-30.1	(9.0)	12.3	(13.2)	5.1	(3.8)	2.8	(3.5)	-4.5	(9.6)	-1.3	(6.0)	-3.3	(2.9)	-11.9	(5.5)	5.5	(5.5)	14.8	(6.0)	0.0	(0.6)			Lettland	21.7	(8.7)	7.0	(6.4)	-9.7	(3.8)	12.0	(3.0)	-10.4	(6.6)	20.7	(5.8)	3.0	(3.1)	-1.0	(5.2)	2.8	(6.5)	-4.4	(5.4)	-0.5	(0.2)			Litauen	1.4	(6.7)	21.5	(6.9)	-7.9	(3.6)	4.8	(3.7)	-4.9	(8.9)	14.9	(9.0)	-2.1	(3.4)	8.8	(7.6)	10.6	(8.5)	-11.1	(6.3)	-0.8	(0.4)			Macau (China)	c	c	c	c	c	c	c	c	c	c	c	c	c	c	c	c	c	c	c	c	c	c			Montenegro	c	c	c	c	c	c	c	c	c	c	c	c	c	c	c	c	c	c	c	c	c	c			Panama	-5.1	(9.9)	51.8	(10.1)	0.6	(5.6)	0.5	(5.8)	7.7	(12.0)	2.2	(9.4)	-0.5	(3.5)	-11.4	(6.4)	16.1	(7.0)	22.6	(10.6)	-0.4	(0.2)			Peru	-2.7	(8.1)	17.1	(13.6)	0.4	(4.0)	0.1	(4.0)	13.0	(10.3)	3.3	(7.6)	1.2	(3.2)	14.5	(6.9)	-6.0	(6.5)	-9.8	(5.8)	-0.9	(0.2)			Katar	10.3	(10.0)	34.2	(10.9)	-0.7	(6.0)	3.4	(6.1)	7.5	(11.0)	12.4	(8.2)	4.1	(3.
Australien	21.1	(8.3)	21.9	(6.8)	3.1	(2.5)	1.7	(2.9)	-10.0	(10.6)	6.7	(4.9)	1.5	(1.4)	3.7	(3.7)	6.8	(7.5)	-16.1	(8.1)	-0.9	(0.2)			Österreich	-1.8	(9.8)	14.1	(8.0)	-5.8	(4.8)	8.7	(5.1)	12.3	(8.8)	-17.2	(28.2)	-6.6	(6.2)	25.8	(8.9)	16.4	(8.3)	-21.7	(13.7)	-0.4	(0.2)			Belgien	-15.4	(10.1)	20.0	(6.7)	-1.2	(3.7)	10.6	(3.7)	6.7	(11.3)	9.9	(9.0)	-6.4	(4.2)	1.0	(7.2)	3.0	(4.9)	-12.0	(7.1)	0.8	(0.2)			Kanada	2.3	(5.1)	8.2	(4.4)	4.6	(2.3)	3.0	(2.7)	-5.9	(5.6)	6.6	(3.6)	-2.0	(1.9)	3.5	(4.3)	-2.2	(5.4)	2.5	(5.9)	-0.4	(0.1)			Chile	7.7	(6.2)	-4.3	(6.2)	-7.1	(3.1)	6.5	(2.1)	10.3	(6.0)	8.3	(6.0)	-0.5	(2.1)	8.4	(4.6)	4.4	(5.6)	-3.8	(5.6)	-0.8	(0.1)			Tschech. Rep.	-10.9	(7.4)	12.0	(6.6)	-12.0	(3.8)	15.9	(3.4)	9.5	(8.3)	11.3	(5.7)	-2.6	(2.7)	21.1	(7.7)	-1.8	(6.3)	-6.8	(6.1)	-0.1	(0.4)			Dänemark	0.8	(6.5)	7.6	(4.6)	-1.2	(2.4)	5.4	(3.0)	-4.6	(6.1)	16.1	(4.0)	5.2	(2.5)	13.4	(6.9)	5.3	(5.3)	-9.4	(5.5)	-0.4	(0.3)			Estland	24.9	(7.4)	13.0	(4.6)	-1.2	(2.8)	5.5	(3.9)	-28.3	(8.3)	5.4	(5.0)	1.1	(1.9)	11.0	(3.8)	0.1	(6.1)	0.5	(7.7)	-0.3	(0.3)			Finnland	13.0	(8.4)	5.9	(4.6)	4.8	(2.6)	0.7	(2.8)	-4.4	(9.0)	4.7	(7.5)	-2.0	(2.5)	20.1	(8.9)	c	c	7.2	(8.7)	-1.0	(0.6)			Frankreich	w	w	w	w	w	w	w	w	w	w	w	w	w	w	w	w	w	w	w	w	w	w			Deutschland	-3.0	(10.7)	-0.4	(11.3)	-15.5	(5.2)	25.2	(6.0)	46.6	(13.3)	-20.2	(15.4)	-3.8	(4.6)	16.3	(7.1)	8.3	(6.9)	-5.3	(9.4)	0.1	(0.2)			Griechenland	21.6	(18.4)	24.4	(10.9)	-8.8	(5.7)	14.4	(6.4)	0.3	(11.8)	-1.6	(13.6)	-1.2	(4.8)	-11.7	(16.6)	6.5	(8.6)	-113.4	(46.6)	-0.3	(0.2)			Ungarn	2.9	(10.5)	9.5	(8.6)	-2.7	(5.1)	10.2	(4.6)	0.8	(9.9)	4.2	(11.7)	-3.5	(3.9)	15.1	(13.2)	0.0	(8.2)	-3.3	(14.5)	-0.8	(0.2)			Island	13.6	(6.6)	18.7	(9.7)	-6.8	(4.4)	7.4	(5.4)	-0.5	(8.4)	-2.7	(8.2)	-1.2	(3.4)	c	c	c	c	-15.0	(7.4)	-1.2	(1.3)			Irland	35.6	(12.8)	16.6	(6.1)	-0.8	(4.0)	10.5	(5.7)	-13.9	(11.1)	5.3	(5.7)	1.6	(3.5)	-7.7	(5.8)	c	c	-12.5	(11.7)	-1.2	(0.4)			Israel	17.8	(11.4)	7.6	(8.4)	-6.1	(5.4)	4.8	(5.1)	-59.6	(11.0)	4.2	(6.3)	-14.3	(4.5)	-14.4	(6.4)	-25.1	(9.9)	5.4	(9.6)	-0.1	(0.4)			Italien	-19.0	(6.8)	28.8	(4.7)	-4.6	(3.3)	11.8	(3.2)	12.4	(7.5)	20.6	(5.8)	-6.8	(2.6)	-2.7	(4.2)	14.5	(4.7)	-1.2	(4.9)	-0.5	(0.2)			Japan	47.8	(14.5)	26.3	(8.8)	-3.5	(3.6)	12.3	(4.3)	-4.5	(9.4)	6.3	(6.9)	-0.8	(3.0)	-16.1	(9.4)	-5.8	(8.1)	-6.9	(7.7)	c	c			Korea	-0.1	(15.4)	25.8	(8.2)	-9.0	(4.8)	12.8	(3.4)	-39.0	(12.3)	17.8	(5.9)	-2.1	(2.5)	14.3	(4.9)	2.1	(7.9)	-12.8	(10.2)	c	c			Luxemburg	c	c	c	c	c	c	c	c	c	c	c	c	c	c	c	c	c	c	c	c	c	c			Mexiko	4.3	(6.9)	19.1	(7.1)	-2.4	(2.8)	5.9	(3.0)	13.8	(6.0)	-1.9	(5.7)	1.5	(1.8)	2.9	(4.0)	0.4	(3.4)	-5.2	(4.9)	-0.3	(0.1)			Niederlande	-17.1	(16.3)	26.4	(11.3)	-11.3	(5.0)	14.1	(4.8)	1.9	(13.1)	5.8	(9.5)	1.2	(4.3)	12.8	(8.7)	-14.8	(7.5)	-0.8	(5.3)	0.1	(0.2)			Neuseeland	-4.7	(9.3)	31.6	(7.6)	-6.2	(3.9)	9.7	(3.2)	-14.8	(7.7)	27.7	(5.1)	-1.7	(2.4)	6.7	(5.8)	-19.9	(13.9)	0.7	(8.4)	-0.5	(0.6)			Norwegen	4.0	(8.1)	8.4	(6.3)	-1.2	(3.7)	-0.8	(3.7)	3.8	(8.1)	15.0	(4.2)	-2.3	(3.8)	15.3	(7.8)	c	c	2.8	(9.1)	c	c			Polen	-4.5	(7.9)	4.0	(5.5)	4.2	(2.3)	-3.3	(2.8)	-1.6	(8.2)	4.0	(5.8)	-5.5	(2.8)	4.9	(5.7)	4.7	(5.4)	-0.2	(7.9)	-1.5	(0.2)			Portugal	-4.0	(10.1)	10.2	(6.2)	-0.1	(3.1)	-0.3	(2.9)	-8.6	(8.4)	10.4	(7.0)	1.1	(3.0)	-45.3	(14.7)	c	c	3.9	(7.4)	-0.6	(0.1)			Slowak. Rep.	5.7	(9.0)	14.3	(7.1)	-5.3	(4.1)	7.5	(3.9)	3.6	(8.4)	0.5	(8.6)	-3.3	(3.8)	1.7	(7.8)	-9.9	(5.5)	-7.3	(7.5)	-1.0	(0.3)			Slowenien	-8.2	(8.4)	8.4	(6.1)	0.9	(4.1)	4.4	(3.7)	14.2	(8.1)	8.5	(5.8)	0.0	(2.9)	11.1	(5.8)	2.4	(5.5)	-16.9	(10.2)	-0.3	(0.2)			Spanien	-14.9	(4.5)	11.0	(3.6)	-0.8	(2.1)	3.5	(2.0)	3.4	(4.2)	2.9	(5.0)	0.7	(1.6)	10.1	(7.1)	4.2	(5.0)	5.7	(4.7)	-0.9	(0.1)			Schweden	2.1	(8.2)	4.9	(6.6)	-3.3	(2.9)	5.2	(3.9)	19.1	(9.3)	6.1	(5.2)	-9.7	(2.6)	4.8	(8.3)	14.8	(11.8)	-0.5	(8.4)	-0.3	(0.4)			Schweiz	-2.2	(6.1)	20.7	(5.5)	-2.2	(2.8)	-4.8	(3.0)	-9.0	(8.1)	1.6	(6.0)	-0.3	(2.3)	3.1	(4.1)	14.1	(4.6)	-6.0	(3.2)	-0.6	(0.1)			Türkei	-0.9	(10.9)	3.9	(10.3)	-3.1	(5.7)	-0.6	(4.5)	6.2	(10.7)	5.3	(8.9)	1.7	(3.4)	22.5	(6.3)	-1.9	(5.9)	-16.7	(7.1)	-1.3	(0.2)			Ver. Königreich	-21.3	(8.7)	14.4	(8.5)	-3.5	(3.6)	8.6	(4.4)	25.3	(8.0)	8.0	(4.5)	-1.3	(1.8)	10.3	(5.2)	-10.7	(5.9)	4.3	(5.3)	-1.7	(0.8)			Ver. Staaten	-4.0	(8.1)	26.9	(8.0)	-7.1	(4.1)	5.1	(3.1)	9.8	(8.4)	11.0	(4.8)	-4.0	(2.0)	2.8	(4.5)	11.6	(5.6)	15.2	(8.4)	-0.7	(0.3)			OECD-Durchschnitt	2.9	(1.7)	14.4	(1.3)	-3.6	(0.7)	7.2	(0.7)	-0.1	(1.6)	6.0	(1.6)	-2.1	(0.6)	5.3	(1.4)	1.0	(1.4)	-7.7	(2.0)	-0.6	(0.1)			Partnerländer																								Albanien	-7.7	(12.7)	-0.4	(8.8)	-0.9	(5.5)	-3.9	(5.3)	13.8	(12.7)	14.5	(8.1)	6.7	(4.1)	-11.1	(6.0)	13.3	(7.8)	-6.3	(8.4)	-1.6	(0.4)			Argentinien	-5.9	(12.6)	7.8	(8.5)	-5.3	(4.7)	-0.8	(5.0)	1.8	(11.7)	7.4	(12.0)	1.7	(5.6)	13.0	(10.2)	18.4	(8.3)	-14.0	(9.3)	-1.0	(0.1)			Aserbaidschan	1.3	(14.0)	38.1	(13.2)	-8.5	(4.4)	9.2	(4.1)	7.5	(9.3)	-34.0	(8.7)	-0.5	(3.2)	-8.4	(7.8)	19.6	(8.6)	-0.9	(8.3)	-2.6	(1.0)			Braziliens	7.4	(7.1)	8.5	(6.7)	-5.8	(2.9)	6.4	(2.8)	-15.1	(7.2)	-2.4	(6.8)	5.2	(2.0)	3.0	(6.0)	14.4	(5.6)	2.8	(4.9)	-0.8	(0.1)			Bulgarien	-1.5	(9.9)	6.2	(10.3)	-6.3	(5.4)	10.8	(5.1)	15.3	(12.1)	13.8	(12.4)	0.8	(4.3)	13.8	(9.4)	-2.0	(9.7)	-3.3	(10.7)	-0.3	(0.2)			Kolumbien	-10.3	(7.6)	6.4	(7.8)	0.8	(3.2)	3.1	(2.4)	1.7	(8.0)	2.1	(6.0)	-3.5	(2.0)	2.8	(5.3)	-0.5	(4.8)	-12.1	(5.8)	-0.6	(0.2)			Kroatien	1.4	(8.9)	15.7	(5.7)	-5.0	(2.9)	8.4	(3.0)	33.8	(8.4)	20.0	(8.9)	-3.0	(3.0)	28.4	(6.2)	2.6	(5.1)	0.1	(5.1)	-1.7	(0.5)			Dubai (VAE)	7.1	(11.3)	24.7	(6.1)	4.1	(4.2)	3.2	(4.0)	-5.3	(8.4)	-0.2	(6.0)	-3.6	(2.9)	7.8	(6.9)	-12.5	(6.4)	-7.2	(7.0)	-0.6	(0.2)			Hongkong (China)	21.5	(11.5)	36.2	(8.8)	0.4	(4.3)	5.4	(2.9)	-12.4	(10.3)	7.2	(14.1)	-6.4	(2.2)	4.1	(6.5)	3.7	(5.3)	-3.1	(7.5)	-0.6	(0.2)			Indonesien	-18.8	(11.5)	-9.4	(7.9)	0.1	(4.4)	11.4	(4.6)	-18.1	(8.5)	-2.1	(6.4)	-4.3	(2.9)	0.2	(5.1)	11.7	(3.7)	-1.9	(6.6)	-0.3	(0.2)			Jordanien	17.9	(14.1)	19.4	(8.0)	0.8	(4.0)	2.1	(3.4)	-9.9	(10.8)	-1.0	(6.4)	4.3	(2.9)	6.1	(6.4)	12.6	(6.1)	-2.7	(6.0)	-0.8	(0.4)			Kasachstan	-42.2	(12.0)	12.5	(9.2)	4.9	(5.4)	0.5	(4.0)	37.2	(7.9)	17.1	(8.8)	-2.7	(4.3)	9.3	(6.6)	2.7	(12.2)	-7.2	(6.3)	-0.4	(1.2)			Kirgisistan	-30.1	(9.0)	12.3	(13.2)	5.1	(3.8)	2.8	(3.5)	-4.5	(9.6)	-1.3	(6.0)	-3.3	(2.9)	-11.9	(5.5)	5.5	(5.5)	14.8	(6.0)	0.0	(0.6)			Lettland	21.7	(8.7)	7.0	(6.4)	-9.7	(3.8)	12.0	(3.0)	-10.4	(6.6)	20.7	(5.8)	3.0	(3.1)	-1.0	(5.2)	2.8	(6.5)	-4.4	(5.4)	-0.5	(0.2)			Litauen	1.4	(6.7)	21.5	(6.9)	-7.9	(3.6)	4.8	(3.7)	-4.9	(8.9)	14.9	(9.0)	-2.1	(3.4)	8.8	(7.6)	10.6	(8.5)	-11.1	(6.3)	-0.8	(0.4)			Macau (China)	c	c	c	c	c	c	c	c	c	c	c	c	c	c	c	c	c	c	c	c	c	c			Montenegro	c	c	c	c	c	c	c	c	c	c	c	c	c	c	c	c	c	c	c	c	c	c			Panama	-5.1	(9.9)	51.8	(10.1)	0.6	(5.6)	0.5	(5.8)	7.7	(12.0)	2.2	(9.4)	-0.5	(3.5)	-11.4	(6.4)	16.1	(7.0)	22.6	(10.6)	-0.4	(0.2)			Peru	-2.7	(8.1)	17.1	(13.6)	0.4	(4.0)	0.1	(4.0)	13.0	(10.3)	3.3	(7.6)	1.2	(3.2)	14.5	(6.9)	-6.0	(6.5)	-9.8	(5.8)	-0.9	(0.2)			Katar	10.3	(10.0)	34.2	(10.9)	-0.7	(6.0)	3.4	(6.1)	7.5	(11.0)	12.4	(8.2)	4.1	(3.																								
Österreich	-1.8	(9.8)	14.1	(8.0)	-5.8	(4.8)	8.7	(5.1)	12.3	(8.8)	-17.2	(28.2)	-6.6	(6.2)	25.8	(8.9)	16.4	(8.3)	-21.7	(13.7)	-0.4	(0.2)			Belgien	-15.4	(10.1)	20.0	(6.7)	-1.2	(3.7)	10.6	(3.7)	6.7	(11.3)	9.9	(9.0)	-6.4	(4.2)	1.0	(7.2)	3.0	(4.9)	-12.0	(7.1)	0.8	(0.2)			Kanada	2.3	(5.1)	8.2	(4.4)	4.6	(2.3)	3.0	(2.7)	-5.9	(5.6)	6.6	(3.6)	-2.0	(1.9)	3.5	(4.3)	-2.2	(5.4)	2.5	(5.9)	-0.4	(0.1)			Chile	7.7	(6.2)	-4.3	(6.2)	-7.1	(3.1)	6.5	(2.1)	10.3	(6.0)	8.3	(6.0)	-0.5	(2.1)	8.4	(4.6)	4.4	(5.6)	-3.8	(5.6)	-0.8	(0.1)			Tschech. Rep.	-10.9	(7.4)	12.0	(6.6)	-12.0	(3.8)	15.9	(3.4)	9.5	(8.3)	11.3	(5.7)	-2.6	(2.7)	21.1	(7.7)	-1.8	(6.3)	-6.8	(6.1)	-0.1	(0.4)			Dänemark	0.8	(6.5)	7.6	(4.6)	-1.2	(2.4)	5.4	(3.0)	-4.6	(6.1)	16.1	(4.0)	5.2	(2.5)	13.4	(6.9)	5.3	(5.3)	-9.4	(5.5)	-0.4	(0.3)			Estland	24.9	(7.4)	13.0	(4.6)	-1.2	(2.8)	5.5	(3.9)	-28.3	(8.3)	5.4	(5.0)	1.1	(1.9)	11.0	(3.8)	0.1	(6.1)	0.5	(7.7)	-0.3	(0.3)			Finnland	13.0	(8.4)	5.9	(4.6)	4.8	(2.6)	0.7	(2.8)	-4.4	(9.0)	4.7	(7.5)	-2.0	(2.5)	20.1	(8.9)	c	c	7.2	(8.7)	-1.0	(0.6)			Frankreich	w	w	w	w	w	w	w	w	w	w	w	w	w	w	w	w	w	w	w	w	w	w			Deutschland	-3.0	(10.7)	-0.4	(11.3)	-15.5	(5.2)	25.2	(6.0)	46.6	(13.3)	-20.2	(15.4)	-3.8	(4.6)	16.3	(7.1)	8.3	(6.9)	-5.3	(9.4)	0.1	(0.2)			Griechenland	21.6	(18.4)	24.4	(10.9)	-8.8	(5.7)	14.4	(6.4)	0.3	(11.8)	-1.6	(13.6)	-1.2	(4.8)	-11.7	(16.6)	6.5	(8.6)	-113.4	(46.6)	-0.3	(0.2)			Ungarn	2.9	(10.5)	9.5	(8.6)	-2.7	(5.1)	10.2	(4.6)	0.8	(9.9)	4.2	(11.7)	-3.5	(3.9)	15.1	(13.2)	0.0	(8.2)	-3.3	(14.5)	-0.8	(0.2)			Island	13.6	(6.6)	18.7	(9.7)	-6.8	(4.4)	7.4	(5.4)	-0.5	(8.4)	-2.7	(8.2)	-1.2	(3.4)	c	c	c	c	-15.0	(7.4)	-1.2	(1.3)			Irland	35.6	(12.8)	16.6	(6.1)	-0.8	(4.0)	10.5	(5.7)	-13.9	(11.1)	5.3	(5.7)	1.6	(3.5)	-7.7	(5.8)	c	c	-12.5	(11.7)	-1.2	(0.4)			Israel	17.8	(11.4)	7.6	(8.4)	-6.1	(5.4)	4.8	(5.1)	-59.6	(11.0)	4.2	(6.3)	-14.3	(4.5)	-14.4	(6.4)	-25.1	(9.9)	5.4	(9.6)	-0.1	(0.4)			Italien	-19.0	(6.8)	28.8	(4.7)	-4.6	(3.3)	11.8	(3.2)	12.4	(7.5)	20.6	(5.8)	-6.8	(2.6)	-2.7	(4.2)	14.5	(4.7)	-1.2	(4.9)	-0.5	(0.2)			Japan	47.8	(14.5)	26.3	(8.8)	-3.5	(3.6)	12.3	(4.3)	-4.5	(9.4)	6.3	(6.9)	-0.8	(3.0)	-16.1	(9.4)	-5.8	(8.1)	-6.9	(7.7)	c	c			Korea	-0.1	(15.4)	25.8	(8.2)	-9.0	(4.8)	12.8	(3.4)	-39.0	(12.3)	17.8	(5.9)	-2.1	(2.5)	14.3	(4.9)	2.1	(7.9)	-12.8	(10.2)	c	c			Luxemburg	c	c	c	c	c	c	c	c	c	c	c	c	c	c	c	c	c	c	c	c	c	c			Mexiko	4.3	(6.9)	19.1	(7.1)	-2.4	(2.8)	5.9	(3.0)	13.8	(6.0)	-1.9	(5.7)	1.5	(1.8)	2.9	(4.0)	0.4	(3.4)	-5.2	(4.9)	-0.3	(0.1)			Niederlande	-17.1	(16.3)	26.4	(11.3)	-11.3	(5.0)	14.1	(4.8)	1.9	(13.1)	5.8	(9.5)	1.2	(4.3)	12.8	(8.7)	-14.8	(7.5)	-0.8	(5.3)	0.1	(0.2)			Neuseeland	-4.7	(9.3)	31.6	(7.6)	-6.2	(3.9)	9.7	(3.2)	-14.8	(7.7)	27.7	(5.1)	-1.7	(2.4)	6.7	(5.8)	-19.9	(13.9)	0.7	(8.4)	-0.5	(0.6)			Norwegen	4.0	(8.1)	8.4	(6.3)	-1.2	(3.7)	-0.8	(3.7)	3.8	(8.1)	15.0	(4.2)	-2.3	(3.8)	15.3	(7.8)	c	c	2.8	(9.1)	c	c			Polen	-4.5	(7.9)	4.0	(5.5)	4.2	(2.3)	-3.3	(2.8)	-1.6	(8.2)	4.0	(5.8)	-5.5	(2.8)	4.9	(5.7)	4.7	(5.4)	-0.2	(7.9)	-1.5	(0.2)			Portugal	-4.0	(10.1)	10.2	(6.2)	-0.1	(3.1)	-0.3	(2.9)	-8.6	(8.4)	10.4	(7.0)	1.1	(3.0)	-45.3	(14.7)	c	c	3.9	(7.4)	-0.6	(0.1)			Slowak. Rep.	5.7	(9.0)	14.3	(7.1)	-5.3	(4.1)	7.5	(3.9)	3.6	(8.4)	0.5	(8.6)	-3.3	(3.8)	1.7	(7.8)	-9.9	(5.5)	-7.3	(7.5)	-1.0	(0.3)			Slowenien	-8.2	(8.4)	8.4	(6.1)	0.9	(4.1)	4.4	(3.7)	14.2	(8.1)	8.5	(5.8)	0.0	(2.9)	11.1	(5.8)	2.4	(5.5)	-16.9	(10.2)	-0.3	(0.2)			Spanien	-14.9	(4.5)	11.0	(3.6)	-0.8	(2.1)	3.5	(2.0)	3.4	(4.2)	2.9	(5.0)	0.7	(1.6)	10.1	(7.1)	4.2	(5.0)	5.7	(4.7)	-0.9	(0.1)			Schweden	2.1	(8.2)	4.9	(6.6)	-3.3	(2.9)	5.2	(3.9)	19.1	(9.3)	6.1	(5.2)	-9.7	(2.6)	4.8	(8.3)	14.8	(11.8)	-0.5	(8.4)	-0.3	(0.4)			Schweiz	-2.2	(6.1)	20.7	(5.5)	-2.2	(2.8)	-4.8	(3.0)	-9.0	(8.1)	1.6	(6.0)	-0.3	(2.3)	3.1	(4.1)	14.1	(4.6)	-6.0	(3.2)	-0.6	(0.1)			Türkei	-0.9	(10.9)	3.9	(10.3)	-3.1	(5.7)	-0.6	(4.5)	6.2	(10.7)	5.3	(8.9)	1.7	(3.4)	22.5	(6.3)	-1.9	(5.9)	-16.7	(7.1)	-1.3	(0.2)			Ver. Königreich	-21.3	(8.7)	14.4	(8.5)	-3.5	(3.6)	8.6	(4.4)	25.3	(8.0)	8.0	(4.5)	-1.3	(1.8)	10.3	(5.2)	-10.7	(5.9)	4.3	(5.3)	-1.7	(0.8)			Ver. Staaten	-4.0	(8.1)	26.9	(8.0)	-7.1	(4.1)	5.1	(3.1)	9.8	(8.4)	11.0	(4.8)	-4.0	(2.0)	2.8	(4.5)	11.6	(5.6)	15.2	(8.4)	-0.7	(0.3)			OECD-Durchschnitt	2.9	(1.7)	14.4	(1.3)	-3.6	(0.7)	7.2	(0.7)	-0.1	(1.6)	6.0	(1.6)	-2.1	(0.6)	5.3	(1.4)	1.0	(1.4)	-7.7	(2.0)	-0.6	(0.1)			Partnerländer																								Albanien	-7.7	(12.7)	-0.4	(8.8)	-0.9	(5.5)	-3.9	(5.3)	13.8	(12.7)	14.5	(8.1)	6.7	(4.1)	-11.1	(6.0)	13.3	(7.8)	-6.3	(8.4)	-1.6	(0.4)			Argentinien	-5.9	(12.6)	7.8	(8.5)	-5.3	(4.7)	-0.8	(5.0)	1.8	(11.7)	7.4	(12.0)	1.7	(5.6)	13.0	(10.2)	18.4	(8.3)	-14.0	(9.3)	-1.0	(0.1)			Aserbaidschan	1.3	(14.0)	38.1	(13.2)	-8.5	(4.4)	9.2	(4.1)	7.5	(9.3)	-34.0	(8.7)	-0.5	(3.2)	-8.4	(7.8)	19.6	(8.6)	-0.9	(8.3)	-2.6	(1.0)			Braziliens	7.4	(7.1)	8.5	(6.7)	-5.8	(2.9)	6.4	(2.8)	-15.1	(7.2)	-2.4	(6.8)	5.2	(2.0)	3.0	(6.0)	14.4	(5.6)	2.8	(4.9)	-0.8	(0.1)			Bulgarien	-1.5	(9.9)	6.2	(10.3)	-6.3	(5.4)	10.8	(5.1)	15.3	(12.1)	13.8	(12.4)	0.8	(4.3)	13.8	(9.4)	-2.0	(9.7)	-3.3	(10.7)	-0.3	(0.2)			Kolumbien	-10.3	(7.6)	6.4	(7.8)	0.8	(3.2)	3.1	(2.4)	1.7	(8.0)	2.1	(6.0)	-3.5	(2.0)	2.8	(5.3)	-0.5	(4.8)	-12.1	(5.8)	-0.6	(0.2)			Kroatien	1.4	(8.9)	15.7	(5.7)	-5.0	(2.9)	8.4	(3.0)	33.8	(8.4)	20.0	(8.9)	-3.0	(3.0)	28.4	(6.2)	2.6	(5.1)	0.1	(5.1)	-1.7	(0.5)			Dubai (VAE)	7.1	(11.3)	24.7	(6.1)	4.1	(4.2)	3.2	(4.0)	-5.3	(8.4)	-0.2	(6.0)	-3.6	(2.9)	7.8	(6.9)	-12.5	(6.4)	-7.2	(7.0)	-0.6	(0.2)			Hongkong (China)	21.5	(11.5)	36.2	(8.8)	0.4	(4.3)	5.4	(2.9)	-12.4	(10.3)	7.2	(14.1)	-6.4	(2.2)	4.1	(6.5)	3.7	(5.3)	-3.1	(7.5)	-0.6	(0.2)			Indonesien	-18.8	(11.5)	-9.4	(7.9)	0.1	(4.4)	11.4	(4.6)	-18.1	(8.5)	-2.1	(6.4)	-4.3	(2.9)	0.2	(5.1)	11.7	(3.7)	-1.9	(6.6)	-0.3	(0.2)			Jordanien	17.9	(14.1)	19.4	(8.0)	0.8	(4.0)	2.1	(3.4)	-9.9	(10.8)	-1.0	(6.4)	4.3	(2.9)	6.1	(6.4)	12.6	(6.1)	-2.7	(6.0)	-0.8	(0.4)			Kasachstan	-42.2	(12.0)	12.5	(9.2)	4.9	(5.4)	0.5	(4.0)	37.2	(7.9)	17.1	(8.8)	-2.7	(4.3)	9.3	(6.6)	2.7	(12.2)	-7.2	(6.3)	-0.4	(1.2)			Kirgisistan	-30.1	(9.0)	12.3	(13.2)	5.1	(3.8)	2.8	(3.5)	-4.5	(9.6)	-1.3	(6.0)	-3.3	(2.9)	-11.9	(5.5)	5.5	(5.5)	14.8	(6.0)	0.0	(0.6)			Lettland	21.7	(8.7)	7.0	(6.4)	-9.7	(3.8)	12.0	(3.0)	-10.4	(6.6)	20.7	(5.8)	3.0	(3.1)	-1.0	(5.2)	2.8	(6.5)	-4.4	(5.4)	-0.5	(0.2)			Litauen	1.4	(6.7)	21.5	(6.9)	-7.9	(3.6)	4.8	(3.7)	-4.9	(8.9)	14.9	(9.0)	-2.1	(3.4)	8.8	(7.6)	10.6	(8.5)	-11.1	(6.3)	-0.8	(0.4)			Macau (China)	c	c	c	c	c	c	c	c	c	c	c	c	c	c	c	c	c	c	c	c	c	c			Montenegro	c	c	c	c	c	c	c	c	c	c	c	c	c	c	c	c	c	c	c	c	c	c			Panama	-5.1	(9.9)	51.8	(10.1)	0.6	(5.6)	0.5	(5.8)	7.7	(12.0)	2.2	(9.4)	-0.5	(3.5)	-11.4	(6.4)	16.1	(7.0)	22.6	(10.6)	-0.4	(0.2)			Peru	-2.7	(8.1)	17.1	(13.6)	0.4	(4.0)	0.1	(4.0)	13.0	(10.3)	3.3	(7.6)	1.2	(3.2)	14.5	(6.9)	-6.0	(6.5)	-9.8	(5.8)	-0.9	(0.2)			Katar	10.3	(10.0)	34.2	(10.9)	-0.7	(6.0)	3.4	(6.1)	7.5	(11.0)	12.4	(8.2)	4.1	(3.																																																	
Belgien	-15.4	(10.1)	20.0	(6.7)	-1.2	(3.7)	10.6	(3.7)	6.7	(11.3)	9.9	(9.0)	-6.4	(4.2)	1.0	(7.2)	3.0	(4.9)	-12.0	(7.1)	0.8	(0.2)			Kanada	2.3	(5.1)	8.2	(4.4)	4.6	(2.3)	3.0	(2.7)	-5.9	(5.6)	6.6	(3.6)	-2.0	(1.9)	3.5	(4.3)	-2.2	(5.4)	2.5	(5.9)	-0.4	(0.1)			Chile	7.7	(6.2)	-4.3	(6.2)	-7.1	(3.1)	6.5	(2.1)	10.3	(6.0)	8.3	(6.0)	-0.5	(2.1)	8.4	(4.6)	4.4	(5.6)	-3.8	(5.6)	-0.8	(0.1)			Tschech. Rep.	-10.9	(7.4)	12.0	(6.6)	-12.0	(3.8)	15.9	(3.4)	9.5	(8.3)	11.3	(5.7)	-2.6	(2.7)	21.1	(7.7)	-1.8	(6.3)	-6.8	(6.1)	-0.1	(0.4)			Dänemark	0.8	(6.5)	7.6	(4.6)	-1.2	(2.4)	5.4	(3.0)	-4.6	(6.1)	16.1	(4.0)	5.2	(2.5)	13.4	(6.9)	5.3	(5.3)	-9.4	(5.5)	-0.4	(0.3)			Estland	24.9	(7.4)	13.0	(4.6)	-1.2	(2.8)	5.5	(3.9)	-28.3	(8.3)	5.4	(5.0)	1.1	(1.9)	11.0	(3.8)	0.1	(6.1)	0.5	(7.7)	-0.3	(0.3)			Finnland	13.0	(8.4)	5.9	(4.6)	4.8	(2.6)	0.7	(2.8)	-4.4	(9.0)	4.7	(7.5)	-2.0	(2.5)	20.1	(8.9)	c	c	7.2	(8.7)	-1.0	(0.6)			Frankreich	w	w	w	w	w	w	w	w	w	w	w	w	w	w	w	w	w	w	w	w	w	w			Deutschland	-3.0	(10.7)	-0.4	(11.3)	-15.5	(5.2)	25.2	(6.0)	46.6	(13.3)	-20.2	(15.4)	-3.8	(4.6)	16.3	(7.1)	8.3	(6.9)	-5.3	(9.4)	0.1	(0.2)			Griechenland	21.6	(18.4)	24.4	(10.9)	-8.8	(5.7)	14.4	(6.4)	0.3	(11.8)	-1.6	(13.6)	-1.2	(4.8)	-11.7	(16.6)	6.5	(8.6)	-113.4	(46.6)	-0.3	(0.2)			Ungarn	2.9	(10.5)	9.5	(8.6)	-2.7	(5.1)	10.2	(4.6)	0.8	(9.9)	4.2	(11.7)	-3.5	(3.9)	15.1	(13.2)	0.0	(8.2)	-3.3	(14.5)	-0.8	(0.2)			Island	13.6	(6.6)	18.7	(9.7)	-6.8	(4.4)	7.4	(5.4)	-0.5	(8.4)	-2.7	(8.2)	-1.2	(3.4)	c	c	c	c	-15.0	(7.4)	-1.2	(1.3)			Irland	35.6	(12.8)	16.6	(6.1)	-0.8	(4.0)	10.5	(5.7)	-13.9	(11.1)	5.3	(5.7)	1.6	(3.5)	-7.7	(5.8)	c	c	-12.5	(11.7)	-1.2	(0.4)			Israel	17.8	(11.4)	7.6	(8.4)	-6.1	(5.4)	4.8	(5.1)	-59.6	(11.0)	4.2	(6.3)	-14.3	(4.5)	-14.4	(6.4)	-25.1	(9.9)	5.4	(9.6)	-0.1	(0.4)			Italien	-19.0	(6.8)	28.8	(4.7)	-4.6	(3.3)	11.8	(3.2)	12.4	(7.5)	20.6	(5.8)	-6.8	(2.6)	-2.7	(4.2)	14.5	(4.7)	-1.2	(4.9)	-0.5	(0.2)			Japan	47.8	(14.5)	26.3	(8.8)	-3.5	(3.6)	12.3	(4.3)	-4.5	(9.4)	6.3	(6.9)	-0.8	(3.0)	-16.1	(9.4)	-5.8	(8.1)	-6.9	(7.7)	c	c			Korea	-0.1	(15.4)	25.8	(8.2)	-9.0	(4.8)	12.8	(3.4)	-39.0	(12.3)	17.8	(5.9)	-2.1	(2.5)	14.3	(4.9)	2.1	(7.9)	-12.8	(10.2)	c	c			Luxemburg	c	c	c	c	c	c	c	c	c	c	c	c	c	c	c	c	c	c	c	c	c	c			Mexiko	4.3	(6.9)	19.1	(7.1)	-2.4	(2.8)	5.9	(3.0)	13.8	(6.0)	-1.9	(5.7)	1.5	(1.8)	2.9	(4.0)	0.4	(3.4)	-5.2	(4.9)	-0.3	(0.1)			Niederlande	-17.1	(16.3)	26.4	(11.3)	-11.3	(5.0)	14.1	(4.8)	1.9	(13.1)	5.8	(9.5)	1.2	(4.3)	12.8	(8.7)	-14.8	(7.5)	-0.8	(5.3)	0.1	(0.2)			Neuseeland	-4.7	(9.3)	31.6	(7.6)	-6.2	(3.9)	9.7	(3.2)	-14.8	(7.7)	27.7	(5.1)	-1.7	(2.4)	6.7	(5.8)	-19.9	(13.9)	0.7	(8.4)	-0.5	(0.6)			Norwegen	4.0	(8.1)	8.4	(6.3)	-1.2	(3.7)	-0.8	(3.7)	3.8	(8.1)	15.0	(4.2)	-2.3	(3.8)	15.3	(7.8)	c	c	2.8	(9.1)	c	c			Polen	-4.5	(7.9)	4.0	(5.5)	4.2	(2.3)	-3.3	(2.8)	-1.6	(8.2)	4.0	(5.8)	-5.5	(2.8)	4.9	(5.7)	4.7	(5.4)	-0.2	(7.9)	-1.5	(0.2)			Portugal	-4.0	(10.1)	10.2	(6.2)	-0.1	(3.1)	-0.3	(2.9)	-8.6	(8.4)	10.4	(7.0)	1.1	(3.0)	-45.3	(14.7)	c	c	3.9	(7.4)	-0.6	(0.1)			Slowak. Rep.	5.7	(9.0)	14.3	(7.1)	-5.3	(4.1)	7.5	(3.9)	3.6	(8.4)	0.5	(8.6)	-3.3	(3.8)	1.7	(7.8)	-9.9	(5.5)	-7.3	(7.5)	-1.0	(0.3)			Slowenien	-8.2	(8.4)	8.4	(6.1)	0.9	(4.1)	4.4	(3.7)	14.2	(8.1)	8.5	(5.8)	0.0	(2.9)	11.1	(5.8)	2.4	(5.5)	-16.9	(10.2)	-0.3	(0.2)			Spanien	-14.9	(4.5)	11.0	(3.6)	-0.8	(2.1)	3.5	(2.0)	3.4	(4.2)	2.9	(5.0)	0.7	(1.6)	10.1	(7.1)	4.2	(5.0)	5.7	(4.7)	-0.9	(0.1)			Schweden	2.1	(8.2)	4.9	(6.6)	-3.3	(2.9)	5.2	(3.9)	19.1	(9.3)	6.1	(5.2)	-9.7	(2.6)	4.8	(8.3)	14.8	(11.8)	-0.5	(8.4)	-0.3	(0.4)			Schweiz	-2.2	(6.1)	20.7	(5.5)	-2.2	(2.8)	-4.8	(3.0)	-9.0	(8.1)	1.6	(6.0)	-0.3	(2.3)	3.1	(4.1)	14.1	(4.6)	-6.0	(3.2)	-0.6	(0.1)			Türkei	-0.9	(10.9)	3.9	(10.3)	-3.1	(5.7)	-0.6	(4.5)	6.2	(10.7)	5.3	(8.9)	1.7	(3.4)	22.5	(6.3)	-1.9	(5.9)	-16.7	(7.1)	-1.3	(0.2)			Ver. Königreich	-21.3	(8.7)	14.4	(8.5)	-3.5	(3.6)	8.6	(4.4)	25.3	(8.0)	8.0	(4.5)	-1.3	(1.8)	10.3	(5.2)	-10.7	(5.9)	4.3	(5.3)	-1.7	(0.8)			Ver. Staaten	-4.0	(8.1)	26.9	(8.0)	-7.1	(4.1)	5.1	(3.1)	9.8	(8.4)	11.0	(4.8)	-4.0	(2.0)	2.8	(4.5)	11.6	(5.6)	15.2	(8.4)	-0.7	(0.3)			OECD-Durchschnitt	2.9	(1.7)	14.4	(1.3)	-3.6	(0.7)	7.2	(0.7)	-0.1	(1.6)	6.0	(1.6)	-2.1	(0.6)	5.3	(1.4)	1.0	(1.4)	-7.7	(2.0)	-0.6	(0.1)			Partnerländer																								Albanien	-7.7	(12.7)	-0.4	(8.8)	-0.9	(5.5)	-3.9	(5.3)	13.8	(12.7)	14.5	(8.1)	6.7	(4.1)	-11.1	(6.0)	13.3	(7.8)	-6.3	(8.4)	-1.6	(0.4)			Argentinien	-5.9	(12.6)	7.8	(8.5)	-5.3	(4.7)	-0.8	(5.0)	1.8	(11.7)	7.4	(12.0)	1.7	(5.6)	13.0	(10.2)	18.4	(8.3)	-14.0	(9.3)	-1.0	(0.1)			Aserbaidschan	1.3	(14.0)	38.1	(13.2)	-8.5	(4.4)	9.2	(4.1)	7.5	(9.3)	-34.0	(8.7)	-0.5	(3.2)	-8.4	(7.8)	19.6	(8.6)	-0.9	(8.3)	-2.6	(1.0)			Braziliens	7.4	(7.1)	8.5	(6.7)	-5.8	(2.9)	6.4	(2.8)	-15.1	(7.2)	-2.4	(6.8)	5.2	(2.0)	3.0	(6.0)	14.4	(5.6)	2.8	(4.9)	-0.8	(0.1)			Bulgarien	-1.5	(9.9)	6.2	(10.3)	-6.3	(5.4)	10.8	(5.1)	15.3	(12.1)	13.8	(12.4)	0.8	(4.3)	13.8	(9.4)	-2.0	(9.7)	-3.3	(10.7)	-0.3	(0.2)			Kolumbien	-10.3	(7.6)	6.4	(7.8)	0.8	(3.2)	3.1	(2.4)	1.7	(8.0)	2.1	(6.0)	-3.5	(2.0)	2.8	(5.3)	-0.5	(4.8)	-12.1	(5.8)	-0.6	(0.2)			Kroatien	1.4	(8.9)	15.7	(5.7)	-5.0	(2.9)	8.4	(3.0)	33.8	(8.4)	20.0	(8.9)	-3.0	(3.0)	28.4	(6.2)	2.6	(5.1)	0.1	(5.1)	-1.7	(0.5)			Dubai (VAE)	7.1	(11.3)	24.7	(6.1)	4.1	(4.2)	3.2	(4.0)	-5.3	(8.4)	-0.2	(6.0)	-3.6	(2.9)	7.8	(6.9)	-12.5	(6.4)	-7.2	(7.0)	-0.6	(0.2)			Hongkong (China)	21.5	(11.5)	36.2	(8.8)	0.4	(4.3)	5.4	(2.9)	-12.4	(10.3)	7.2	(14.1)	-6.4	(2.2)	4.1	(6.5)	3.7	(5.3)	-3.1	(7.5)	-0.6	(0.2)			Indonesien	-18.8	(11.5)	-9.4	(7.9)	0.1	(4.4)	11.4	(4.6)	-18.1	(8.5)	-2.1	(6.4)	-4.3	(2.9)	0.2	(5.1)	11.7	(3.7)	-1.9	(6.6)	-0.3	(0.2)			Jordanien	17.9	(14.1)	19.4	(8.0)	0.8	(4.0)	2.1	(3.4)	-9.9	(10.8)	-1.0	(6.4)	4.3	(2.9)	6.1	(6.4)	12.6	(6.1)	-2.7	(6.0)	-0.8	(0.4)			Kasachstan	-42.2	(12.0)	12.5	(9.2)	4.9	(5.4)	0.5	(4.0)	37.2	(7.9)	17.1	(8.8)	-2.7	(4.3)	9.3	(6.6)	2.7	(12.2)	-7.2	(6.3)	-0.4	(1.2)			Kirgisistan	-30.1	(9.0)	12.3	(13.2)	5.1	(3.8)	2.8	(3.5)	-4.5	(9.6)	-1.3	(6.0)	-3.3	(2.9)	-11.9	(5.5)	5.5	(5.5)	14.8	(6.0)	0.0	(0.6)			Lettland	21.7	(8.7)	7.0	(6.4)	-9.7	(3.8)	12.0	(3.0)	-10.4	(6.6)	20.7	(5.8)	3.0	(3.1)	-1.0	(5.2)	2.8	(6.5)	-4.4	(5.4)	-0.5	(0.2)			Litauen	1.4	(6.7)	21.5	(6.9)	-7.9	(3.6)	4.8	(3.7)	-4.9	(8.9)	14.9	(9.0)	-2.1	(3.4)	8.8	(7.6)	10.6	(8.5)	-11.1	(6.3)	-0.8	(0.4)			Macau (China)	c	c	c	c	c	c	c	c	c	c	c	c	c	c	c	c	c	c	c	c	c	c			Montenegro	c	c	c	c	c	c	c	c	c	c	c	c	c	c	c	c	c	c	c	c	c	c			Panama	-5.1	(9.9)	51.8	(10.1)	0.6	(5.6)	0.5	(5.8)	7.7	(12.0)	2.2	(9.4)	-0.5	(3.5)	-11.4	(6.4)	16.1	(7.0)	22.6	(10.6)	-0.4	(0.2)			Peru	-2.7	(8.1)	17.1	(13.6)	0.4	(4.0)	0.1	(4.0)	13.0	(10.3)	3.3	(7.6)	1.2	(3.2)	14.5	(6.9)	-6.0	(6.5)	-9.8	(5.8)	-0.9	(0.2)			Katar	10.3	(10.0)	34.2	(10.9)	-0.7	(6.0)	3.4	(6.1)	7.5	(11.0)	12.4	(8.2)	4.1	(3.																																																																										
Kanada	2.3	(5.1)	8.2	(4.4)	4.6	(2.3)	3.0	(2.7)	-5.9	(5.6)	6.6	(3.6)	-2.0	(1.9)	3.5	(4.3)	-2.2	(5.4)	2.5	(5.9)	-0.4	(0.1)			Chile	7.7	(6.2)	-4.3	(6.2)	-7.1	(3.1)	6.5	(2.1)	10.3	(6.0)	8.3	(6.0)	-0.5	(2.1)	8.4	(4.6)	4.4	(5.6)	-3.8	(5.6)	-0.8	(0.1)			Tschech. Rep.	-10.9	(7.4)	12.0	(6.6)	-12.0	(3.8)	15.9	(3.4)	9.5	(8.3)	11.3	(5.7)	-2.6	(2.7)	21.1	(7.7)	-1.8	(6.3)	-6.8	(6.1)	-0.1	(0.4)			Dänemark	0.8	(6.5)	7.6	(4.6)	-1.2	(2.4)	5.4	(3.0)	-4.6	(6.1)	16.1	(4.0)	5.2	(2.5)	13.4	(6.9)	5.3	(5.3)	-9.4	(5.5)	-0.4	(0.3)			Estland	24.9	(7.4)	13.0	(4.6)	-1.2	(2.8)	5.5	(3.9)	-28.3	(8.3)	5.4	(5.0)	1.1	(1.9)	11.0	(3.8)	0.1	(6.1)	0.5	(7.7)	-0.3	(0.3)			Finnland	13.0	(8.4)	5.9	(4.6)	4.8	(2.6)	0.7	(2.8)	-4.4	(9.0)	4.7	(7.5)	-2.0	(2.5)	20.1	(8.9)	c	c	7.2	(8.7)	-1.0	(0.6)			Frankreich	w	w	w	w	w	w	w	w	w	w	w	w	w	w	w	w	w	w	w	w	w	w			Deutschland	-3.0	(10.7)	-0.4	(11.3)	-15.5	(5.2)	25.2	(6.0)	46.6	(13.3)	-20.2	(15.4)	-3.8	(4.6)	16.3	(7.1)	8.3	(6.9)	-5.3	(9.4)	0.1	(0.2)			Griechenland	21.6	(18.4)	24.4	(10.9)	-8.8	(5.7)	14.4	(6.4)	0.3	(11.8)	-1.6	(13.6)	-1.2	(4.8)	-11.7	(16.6)	6.5	(8.6)	-113.4	(46.6)	-0.3	(0.2)			Ungarn	2.9	(10.5)	9.5	(8.6)	-2.7	(5.1)	10.2	(4.6)	0.8	(9.9)	4.2	(11.7)	-3.5	(3.9)	15.1	(13.2)	0.0	(8.2)	-3.3	(14.5)	-0.8	(0.2)			Island	13.6	(6.6)	18.7	(9.7)	-6.8	(4.4)	7.4	(5.4)	-0.5	(8.4)	-2.7	(8.2)	-1.2	(3.4)	c	c	c	c	-15.0	(7.4)	-1.2	(1.3)			Irland	35.6	(12.8)	16.6	(6.1)	-0.8	(4.0)	10.5	(5.7)	-13.9	(11.1)	5.3	(5.7)	1.6	(3.5)	-7.7	(5.8)	c	c	-12.5	(11.7)	-1.2	(0.4)			Israel	17.8	(11.4)	7.6	(8.4)	-6.1	(5.4)	4.8	(5.1)	-59.6	(11.0)	4.2	(6.3)	-14.3	(4.5)	-14.4	(6.4)	-25.1	(9.9)	5.4	(9.6)	-0.1	(0.4)			Italien	-19.0	(6.8)	28.8	(4.7)	-4.6	(3.3)	11.8	(3.2)	12.4	(7.5)	20.6	(5.8)	-6.8	(2.6)	-2.7	(4.2)	14.5	(4.7)	-1.2	(4.9)	-0.5	(0.2)			Japan	47.8	(14.5)	26.3	(8.8)	-3.5	(3.6)	12.3	(4.3)	-4.5	(9.4)	6.3	(6.9)	-0.8	(3.0)	-16.1	(9.4)	-5.8	(8.1)	-6.9	(7.7)	c	c			Korea	-0.1	(15.4)	25.8	(8.2)	-9.0	(4.8)	12.8	(3.4)	-39.0	(12.3)	17.8	(5.9)	-2.1	(2.5)	14.3	(4.9)	2.1	(7.9)	-12.8	(10.2)	c	c			Luxemburg	c	c	c	c	c	c	c	c	c	c	c	c	c	c	c	c	c	c	c	c	c	c			Mexiko	4.3	(6.9)	19.1	(7.1)	-2.4	(2.8)	5.9	(3.0)	13.8	(6.0)	-1.9	(5.7)	1.5	(1.8)	2.9	(4.0)	0.4	(3.4)	-5.2	(4.9)	-0.3	(0.1)			Niederlande	-17.1	(16.3)	26.4	(11.3)	-11.3	(5.0)	14.1	(4.8)	1.9	(13.1)	5.8	(9.5)	1.2	(4.3)	12.8	(8.7)	-14.8	(7.5)	-0.8	(5.3)	0.1	(0.2)			Neuseeland	-4.7	(9.3)	31.6	(7.6)	-6.2	(3.9)	9.7	(3.2)	-14.8	(7.7)	27.7	(5.1)	-1.7	(2.4)	6.7	(5.8)	-19.9	(13.9)	0.7	(8.4)	-0.5	(0.6)			Norwegen	4.0	(8.1)	8.4	(6.3)	-1.2	(3.7)	-0.8	(3.7)	3.8	(8.1)	15.0	(4.2)	-2.3	(3.8)	15.3	(7.8)	c	c	2.8	(9.1)	c	c			Polen	-4.5	(7.9)	4.0	(5.5)	4.2	(2.3)	-3.3	(2.8)	-1.6	(8.2)	4.0	(5.8)	-5.5	(2.8)	4.9	(5.7)	4.7	(5.4)	-0.2	(7.9)	-1.5	(0.2)			Portugal	-4.0	(10.1)	10.2	(6.2)	-0.1	(3.1)	-0.3	(2.9)	-8.6	(8.4)	10.4	(7.0)	1.1	(3.0)	-45.3	(14.7)	c	c	3.9	(7.4)	-0.6	(0.1)			Slowak. Rep.	5.7	(9.0)	14.3	(7.1)	-5.3	(4.1)	7.5	(3.9)	3.6	(8.4)	0.5	(8.6)	-3.3	(3.8)	1.7	(7.8)	-9.9	(5.5)	-7.3	(7.5)	-1.0	(0.3)			Slowenien	-8.2	(8.4)	8.4	(6.1)	0.9	(4.1)	4.4	(3.7)	14.2	(8.1)	8.5	(5.8)	0.0	(2.9)	11.1	(5.8)	2.4	(5.5)	-16.9	(10.2)	-0.3	(0.2)			Spanien	-14.9	(4.5)	11.0	(3.6)	-0.8	(2.1)	3.5	(2.0)	3.4	(4.2)	2.9	(5.0)	0.7	(1.6)	10.1	(7.1)	4.2	(5.0)	5.7	(4.7)	-0.9	(0.1)			Schweden	2.1	(8.2)	4.9	(6.6)	-3.3	(2.9)	5.2	(3.9)	19.1	(9.3)	6.1	(5.2)	-9.7	(2.6)	4.8	(8.3)	14.8	(11.8)	-0.5	(8.4)	-0.3	(0.4)			Schweiz	-2.2	(6.1)	20.7	(5.5)	-2.2	(2.8)	-4.8	(3.0)	-9.0	(8.1)	1.6	(6.0)	-0.3	(2.3)	3.1	(4.1)	14.1	(4.6)	-6.0	(3.2)	-0.6	(0.1)			Türkei	-0.9	(10.9)	3.9	(10.3)	-3.1	(5.7)	-0.6	(4.5)	6.2	(10.7)	5.3	(8.9)	1.7	(3.4)	22.5	(6.3)	-1.9	(5.9)	-16.7	(7.1)	-1.3	(0.2)			Ver. Königreich	-21.3	(8.7)	14.4	(8.5)	-3.5	(3.6)	8.6	(4.4)	25.3	(8.0)	8.0	(4.5)	-1.3	(1.8)	10.3	(5.2)	-10.7	(5.9)	4.3	(5.3)	-1.7	(0.8)			Ver. Staaten	-4.0	(8.1)	26.9	(8.0)	-7.1	(4.1)	5.1	(3.1)	9.8	(8.4)	11.0	(4.8)	-4.0	(2.0)	2.8	(4.5)	11.6	(5.6)	15.2	(8.4)	-0.7	(0.3)			OECD-Durchschnitt	2.9	(1.7)	14.4	(1.3)	-3.6	(0.7)	7.2	(0.7)	-0.1	(1.6)	6.0	(1.6)	-2.1	(0.6)	5.3	(1.4)	1.0	(1.4)	-7.7	(2.0)	-0.6	(0.1)			Partnerländer																								Albanien	-7.7	(12.7)	-0.4	(8.8)	-0.9	(5.5)	-3.9	(5.3)	13.8	(12.7)	14.5	(8.1)	6.7	(4.1)	-11.1	(6.0)	13.3	(7.8)	-6.3	(8.4)	-1.6	(0.4)			Argentinien	-5.9	(12.6)	7.8	(8.5)	-5.3	(4.7)	-0.8	(5.0)	1.8	(11.7)	7.4	(12.0)	1.7	(5.6)	13.0	(10.2)	18.4	(8.3)	-14.0	(9.3)	-1.0	(0.1)			Aserbaidschan	1.3	(14.0)	38.1	(13.2)	-8.5	(4.4)	9.2	(4.1)	7.5	(9.3)	-34.0	(8.7)	-0.5	(3.2)	-8.4	(7.8)	19.6	(8.6)	-0.9	(8.3)	-2.6	(1.0)			Braziliens	7.4	(7.1)	8.5	(6.7)	-5.8	(2.9)	6.4	(2.8)	-15.1	(7.2)	-2.4	(6.8)	5.2	(2.0)	3.0	(6.0)	14.4	(5.6)	2.8	(4.9)	-0.8	(0.1)			Bulgarien	-1.5	(9.9)	6.2	(10.3)	-6.3	(5.4)	10.8	(5.1)	15.3	(12.1)	13.8	(12.4)	0.8	(4.3)	13.8	(9.4)	-2.0	(9.7)	-3.3	(10.7)	-0.3	(0.2)			Kolumbien	-10.3	(7.6)	6.4	(7.8)	0.8	(3.2)	3.1	(2.4)	1.7	(8.0)	2.1	(6.0)	-3.5	(2.0)	2.8	(5.3)	-0.5	(4.8)	-12.1	(5.8)	-0.6	(0.2)			Kroatien	1.4	(8.9)	15.7	(5.7)	-5.0	(2.9)	8.4	(3.0)	33.8	(8.4)	20.0	(8.9)	-3.0	(3.0)	28.4	(6.2)	2.6	(5.1)	0.1	(5.1)	-1.7	(0.5)			Dubai (VAE)	7.1	(11.3)	24.7	(6.1)	4.1	(4.2)	3.2	(4.0)	-5.3	(8.4)	-0.2	(6.0)	-3.6	(2.9)	7.8	(6.9)	-12.5	(6.4)	-7.2	(7.0)	-0.6	(0.2)			Hongkong (China)	21.5	(11.5)	36.2	(8.8)	0.4	(4.3)	5.4	(2.9)	-12.4	(10.3)	7.2	(14.1)	-6.4	(2.2)	4.1	(6.5)	3.7	(5.3)	-3.1	(7.5)	-0.6	(0.2)			Indonesien	-18.8	(11.5)	-9.4	(7.9)	0.1	(4.4)	11.4	(4.6)	-18.1	(8.5)	-2.1	(6.4)	-4.3	(2.9)	0.2	(5.1)	11.7	(3.7)	-1.9	(6.6)	-0.3	(0.2)			Jordanien	17.9	(14.1)	19.4	(8.0)	0.8	(4.0)	2.1	(3.4)	-9.9	(10.8)	-1.0	(6.4)	4.3	(2.9)	6.1	(6.4)	12.6	(6.1)	-2.7	(6.0)	-0.8	(0.4)			Kasachstan	-42.2	(12.0)	12.5	(9.2)	4.9	(5.4)	0.5	(4.0)	37.2	(7.9)	17.1	(8.8)	-2.7	(4.3)	9.3	(6.6)	2.7	(12.2)	-7.2	(6.3)	-0.4	(1.2)			Kirgisistan	-30.1	(9.0)	12.3	(13.2)	5.1	(3.8)	2.8	(3.5)	-4.5	(9.6)	-1.3	(6.0)	-3.3	(2.9)	-11.9	(5.5)	5.5	(5.5)	14.8	(6.0)	0.0	(0.6)			Lettland	21.7	(8.7)	7.0	(6.4)	-9.7	(3.8)	12.0	(3.0)	-10.4	(6.6)	20.7	(5.8)	3.0	(3.1)	-1.0	(5.2)	2.8	(6.5)	-4.4	(5.4)	-0.5	(0.2)			Litauen	1.4	(6.7)	21.5	(6.9)	-7.9	(3.6)	4.8	(3.7)	-4.9	(8.9)	14.9	(9.0)	-2.1	(3.4)	8.8	(7.6)	10.6	(8.5)	-11.1	(6.3)	-0.8	(0.4)			Macau (China)	c	c	c	c	c	c	c	c	c	c	c	c	c	c	c	c	c	c	c	c	c	c			Montenegro	c	c	c	c	c	c	c	c	c	c	c	c	c	c	c	c	c	c	c	c	c	c			Panama	-5.1	(9.9)	51.8	(10.1)	0.6	(5.6)	0.5	(5.8)	7.7	(12.0)	2.2	(9.4)	-0.5	(3.5)	-11.4	(6.4)	16.1	(7.0)	22.6	(10.6)	-0.4	(0.2)			Peru	-2.7	(8.1)	17.1	(13.6)	0.4	(4.0)	0.1	(4.0)	13.0	(10.3)	3.3	(7.6)	1.2	(3.2)	14.5	(6.9)	-6.0	(6.5)	-9.8	(5.8)	-0.9	(0.2)			Katar	10.3	(10.0)	34.2	(10.9)	-0.7	(6.0)	3.4	(6.1)	7.5	(11.0)	12.4	(8.2)	4.1	(3.																																																																																																			
Chile	7.7	(6.2)	-4.3	(6.2)	-7.1	(3.1)	6.5	(2.1)	10.3	(6.0)	8.3	(6.0)	-0.5	(2.1)	8.4	(4.6)	4.4	(5.6)	-3.8	(5.6)	-0.8	(0.1)			Tschech. Rep.	-10.9	(7.4)	12.0	(6.6)	-12.0	(3.8)	15.9	(3.4)	9.5	(8.3)	11.3	(5.7)	-2.6	(2.7)	21.1	(7.7)	-1.8	(6.3)	-6.8	(6.1)	-0.1	(0.4)			Dänemark	0.8	(6.5)	7.6	(4.6)	-1.2	(2.4)	5.4	(3.0)	-4.6	(6.1)	16.1	(4.0)	5.2	(2.5)	13.4	(6.9)	5.3	(5.3)	-9.4	(5.5)	-0.4	(0.3)			Estland	24.9	(7.4)	13.0	(4.6)	-1.2	(2.8)	5.5	(3.9)	-28.3	(8.3)	5.4	(5.0)	1.1	(1.9)	11.0	(3.8)	0.1	(6.1)	0.5	(7.7)	-0.3	(0.3)			Finnland	13.0	(8.4)	5.9	(4.6)	4.8	(2.6)	0.7	(2.8)	-4.4	(9.0)	4.7	(7.5)	-2.0	(2.5)	20.1	(8.9)	c	c	7.2	(8.7)	-1.0	(0.6)			Frankreich	w	w	w	w	w	w	w	w	w	w	w	w	w	w	w	w	w	w	w	w	w	w			Deutschland	-3.0	(10.7)	-0.4	(11.3)	-15.5	(5.2)	25.2	(6.0)	46.6	(13.3)	-20.2	(15.4)	-3.8	(4.6)	16.3	(7.1)	8.3	(6.9)	-5.3	(9.4)	0.1	(0.2)			Griechenland	21.6	(18.4)	24.4	(10.9)	-8.8	(5.7)	14.4	(6.4)	0.3	(11.8)	-1.6	(13.6)	-1.2	(4.8)	-11.7	(16.6)	6.5	(8.6)	-113.4	(46.6)	-0.3	(0.2)			Ungarn	2.9	(10.5)	9.5	(8.6)	-2.7	(5.1)	10.2	(4.6)	0.8	(9.9)	4.2	(11.7)	-3.5	(3.9)	15.1	(13.2)	0.0	(8.2)	-3.3	(14.5)	-0.8	(0.2)			Island	13.6	(6.6)	18.7	(9.7)	-6.8	(4.4)	7.4	(5.4)	-0.5	(8.4)	-2.7	(8.2)	-1.2	(3.4)	c	c	c	c	-15.0	(7.4)	-1.2	(1.3)			Irland	35.6	(12.8)	16.6	(6.1)	-0.8	(4.0)	10.5	(5.7)	-13.9	(11.1)	5.3	(5.7)	1.6	(3.5)	-7.7	(5.8)	c	c	-12.5	(11.7)	-1.2	(0.4)			Israel	17.8	(11.4)	7.6	(8.4)	-6.1	(5.4)	4.8	(5.1)	-59.6	(11.0)	4.2	(6.3)	-14.3	(4.5)	-14.4	(6.4)	-25.1	(9.9)	5.4	(9.6)	-0.1	(0.4)			Italien	-19.0	(6.8)	28.8	(4.7)	-4.6	(3.3)	11.8	(3.2)	12.4	(7.5)	20.6	(5.8)	-6.8	(2.6)	-2.7	(4.2)	14.5	(4.7)	-1.2	(4.9)	-0.5	(0.2)			Japan	47.8	(14.5)	26.3	(8.8)	-3.5	(3.6)	12.3	(4.3)	-4.5	(9.4)	6.3	(6.9)	-0.8	(3.0)	-16.1	(9.4)	-5.8	(8.1)	-6.9	(7.7)	c	c			Korea	-0.1	(15.4)	25.8	(8.2)	-9.0	(4.8)	12.8	(3.4)	-39.0	(12.3)	17.8	(5.9)	-2.1	(2.5)	14.3	(4.9)	2.1	(7.9)	-12.8	(10.2)	c	c			Luxemburg	c	c	c	c	c	c	c	c	c	c	c	c	c	c	c	c	c	c	c	c	c	c			Mexiko	4.3	(6.9)	19.1	(7.1)	-2.4	(2.8)	5.9	(3.0)	13.8	(6.0)	-1.9	(5.7)	1.5	(1.8)	2.9	(4.0)	0.4	(3.4)	-5.2	(4.9)	-0.3	(0.1)			Niederlande	-17.1	(16.3)	26.4	(11.3)	-11.3	(5.0)	14.1	(4.8)	1.9	(13.1)	5.8	(9.5)	1.2	(4.3)	12.8	(8.7)	-14.8	(7.5)	-0.8	(5.3)	0.1	(0.2)			Neuseeland	-4.7	(9.3)	31.6	(7.6)	-6.2	(3.9)	9.7	(3.2)	-14.8	(7.7)	27.7	(5.1)	-1.7	(2.4)	6.7	(5.8)	-19.9	(13.9)	0.7	(8.4)	-0.5	(0.6)			Norwegen	4.0	(8.1)	8.4	(6.3)	-1.2	(3.7)	-0.8	(3.7)	3.8	(8.1)	15.0	(4.2)	-2.3	(3.8)	15.3	(7.8)	c	c	2.8	(9.1)	c	c			Polen	-4.5	(7.9)	4.0	(5.5)	4.2	(2.3)	-3.3	(2.8)	-1.6	(8.2)	4.0	(5.8)	-5.5	(2.8)	4.9	(5.7)	4.7	(5.4)	-0.2	(7.9)	-1.5	(0.2)			Portugal	-4.0	(10.1)	10.2	(6.2)	-0.1	(3.1)	-0.3	(2.9)	-8.6	(8.4)	10.4	(7.0)	1.1	(3.0)	-45.3	(14.7)	c	c	3.9	(7.4)	-0.6	(0.1)			Slowak. Rep.	5.7	(9.0)	14.3	(7.1)	-5.3	(4.1)	7.5	(3.9)	3.6	(8.4)	0.5	(8.6)	-3.3	(3.8)	1.7	(7.8)	-9.9	(5.5)	-7.3	(7.5)	-1.0	(0.3)			Slowenien	-8.2	(8.4)	8.4	(6.1)	0.9	(4.1)	4.4	(3.7)	14.2	(8.1)	8.5	(5.8)	0.0	(2.9)	11.1	(5.8)	2.4	(5.5)	-16.9	(10.2)	-0.3	(0.2)			Spanien	-14.9	(4.5)	11.0	(3.6)	-0.8	(2.1)	3.5	(2.0)	3.4	(4.2)	2.9	(5.0)	0.7	(1.6)	10.1	(7.1)	4.2	(5.0)	5.7	(4.7)	-0.9	(0.1)			Schweden	2.1	(8.2)	4.9	(6.6)	-3.3	(2.9)	5.2	(3.9)	19.1	(9.3)	6.1	(5.2)	-9.7	(2.6)	4.8	(8.3)	14.8	(11.8)	-0.5	(8.4)	-0.3	(0.4)			Schweiz	-2.2	(6.1)	20.7	(5.5)	-2.2	(2.8)	-4.8	(3.0)	-9.0	(8.1)	1.6	(6.0)	-0.3	(2.3)	3.1	(4.1)	14.1	(4.6)	-6.0	(3.2)	-0.6	(0.1)			Türkei	-0.9	(10.9)	3.9	(10.3)	-3.1	(5.7)	-0.6	(4.5)	6.2	(10.7)	5.3	(8.9)	1.7	(3.4)	22.5	(6.3)	-1.9	(5.9)	-16.7	(7.1)	-1.3	(0.2)			Ver. Königreich	-21.3	(8.7)	14.4	(8.5)	-3.5	(3.6)	8.6	(4.4)	25.3	(8.0)	8.0	(4.5)	-1.3	(1.8)	10.3	(5.2)	-10.7	(5.9)	4.3	(5.3)	-1.7	(0.8)			Ver. Staaten	-4.0	(8.1)	26.9	(8.0)	-7.1	(4.1)	5.1	(3.1)	9.8	(8.4)	11.0	(4.8)	-4.0	(2.0)	2.8	(4.5)	11.6	(5.6)	15.2	(8.4)	-0.7	(0.3)			OECD-Durchschnitt	2.9	(1.7)	14.4	(1.3)	-3.6	(0.7)	7.2	(0.7)	-0.1	(1.6)	6.0	(1.6)	-2.1	(0.6)	5.3	(1.4)	1.0	(1.4)	-7.7	(2.0)	-0.6	(0.1)			Partnerländer																								Albanien	-7.7	(12.7)	-0.4	(8.8)	-0.9	(5.5)	-3.9	(5.3)	13.8	(12.7)	14.5	(8.1)	6.7	(4.1)	-11.1	(6.0)	13.3	(7.8)	-6.3	(8.4)	-1.6	(0.4)			Argentinien	-5.9	(12.6)	7.8	(8.5)	-5.3	(4.7)	-0.8	(5.0)	1.8	(11.7)	7.4	(12.0)	1.7	(5.6)	13.0	(10.2)	18.4	(8.3)	-14.0	(9.3)	-1.0	(0.1)			Aserbaidschan	1.3	(14.0)	38.1	(13.2)	-8.5	(4.4)	9.2	(4.1)	7.5	(9.3)	-34.0	(8.7)	-0.5	(3.2)	-8.4	(7.8)	19.6	(8.6)	-0.9	(8.3)	-2.6	(1.0)			Braziliens	7.4	(7.1)	8.5	(6.7)	-5.8	(2.9)	6.4	(2.8)	-15.1	(7.2)	-2.4	(6.8)	5.2	(2.0)	3.0	(6.0)	14.4	(5.6)	2.8	(4.9)	-0.8	(0.1)			Bulgarien	-1.5	(9.9)	6.2	(10.3)	-6.3	(5.4)	10.8	(5.1)	15.3	(12.1)	13.8	(12.4)	0.8	(4.3)	13.8	(9.4)	-2.0	(9.7)	-3.3	(10.7)	-0.3	(0.2)			Kolumbien	-10.3	(7.6)	6.4	(7.8)	0.8	(3.2)	3.1	(2.4)	1.7	(8.0)	2.1	(6.0)	-3.5	(2.0)	2.8	(5.3)	-0.5	(4.8)	-12.1	(5.8)	-0.6	(0.2)			Kroatien	1.4	(8.9)	15.7	(5.7)	-5.0	(2.9)	8.4	(3.0)	33.8	(8.4)	20.0	(8.9)	-3.0	(3.0)	28.4	(6.2)	2.6	(5.1)	0.1	(5.1)	-1.7	(0.5)			Dubai (VAE)	7.1	(11.3)	24.7	(6.1)	4.1	(4.2)	3.2	(4.0)	-5.3	(8.4)	-0.2	(6.0)	-3.6	(2.9)	7.8	(6.9)	-12.5	(6.4)	-7.2	(7.0)	-0.6	(0.2)			Hongkong (China)	21.5	(11.5)	36.2	(8.8)	0.4	(4.3)	5.4	(2.9)	-12.4	(10.3)	7.2	(14.1)	-6.4	(2.2)	4.1	(6.5)	3.7	(5.3)	-3.1	(7.5)	-0.6	(0.2)			Indonesien	-18.8	(11.5)	-9.4	(7.9)	0.1	(4.4)	11.4	(4.6)	-18.1	(8.5)	-2.1	(6.4)	-4.3	(2.9)	0.2	(5.1)	11.7	(3.7)	-1.9	(6.6)	-0.3	(0.2)			Jordanien	17.9	(14.1)	19.4	(8.0)	0.8	(4.0)	2.1	(3.4)	-9.9	(10.8)	-1.0	(6.4)	4.3	(2.9)	6.1	(6.4)	12.6	(6.1)	-2.7	(6.0)	-0.8	(0.4)			Kasachstan	-42.2	(12.0)	12.5	(9.2)	4.9	(5.4)	0.5	(4.0)	37.2	(7.9)	17.1	(8.8)	-2.7	(4.3)	9.3	(6.6)	2.7	(12.2)	-7.2	(6.3)	-0.4	(1.2)			Kirgisistan	-30.1	(9.0)	12.3	(13.2)	5.1	(3.8)	2.8	(3.5)	-4.5	(9.6)	-1.3	(6.0)	-3.3	(2.9)	-11.9	(5.5)	5.5	(5.5)	14.8	(6.0)	0.0	(0.6)			Lettland	21.7	(8.7)	7.0	(6.4)	-9.7	(3.8)	12.0	(3.0)	-10.4	(6.6)	20.7	(5.8)	3.0	(3.1)	-1.0	(5.2)	2.8	(6.5)	-4.4	(5.4)	-0.5	(0.2)			Litauen	1.4	(6.7)	21.5	(6.9)	-7.9	(3.6)	4.8	(3.7)	-4.9	(8.9)	14.9	(9.0)	-2.1	(3.4)	8.8	(7.6)	10.6	(8.5)	-11.1	(6.3)	-0.8	(0.4)			Macau (China)	c	c	c	c	c	c	c	c	c	c	c	c	c	c	c	c	c	c	c	c	c	c			Montenegro	c	c	c	c	c	c	c	c	c	c	c	c	c	c	c	c	c	c	c	c	c	c			Panama	-5.1	(9.9)	51.8	(10.1)	0.6	(5.6)	0.5	(5.8)	7.7	(12.0)	2.2	(9.4)	-0.5	(3.5)	-11.4	(6.4)	16.1	(7.0)	22.6	(10.6)	-0.4	(0.2)			Peru	-2.7	(8.1)	17.1	(13.6)	0.4	(4.0)	0.1	(4.0)	13.0	(10.3)	3.3	(7.6)	1.2	(3.2)	14.5	(6.9)	-6.0	(6.5)	-9.8	(5.8)	-0.9	(0.2)			Katar	10.3	(10.0)	34.2	(10.9)	-0.7	(6.0)	3.4	(6.1)	7.5	(11.0)	12.4	(8.2)	4.1	(3.																																																																																																																												
Tschech. Rep.	-10.9	(7.4)	12.0	(6.6)	-12.0	(3.8)	15.9	(3.4)	9.5	(8.3)	11.3	(5.7)	-2.6	(2.7)	21.1	(7.7)	-1.8	(6.3)	-6.8	(6.1)	-0.1	(0.4)			Dänemark	0.8	(6.5)	7.6	(4.6)	-1.2	(2.4)	5.4	(3.0)	-4.6	(6.1)	16.1	(4.0)	5.2	(2.5)	13.4	(6.9)	5.3	(5.3)	-9.4	(5.5)	-0.4	(0.3)			Estland	24.9	(7.4)	13.0	(4.6)	-1.2	(2.8)	5.5	(3.9)	-28.3	(8.3)	5.4	(5.0)	1.1	(1.9)	11.0	(3.8)	0.1	(6.1)	0.5	(7.7)	-0.3	(0.3)			Finnland	13.0	(8.4)	5.9	(4.6)	4.8	(2.6)	0.7	(2.8)	-4.4	(9.0)	4.7	(7.5)	-2.0	(2.5)	20.1	(8.9)	c	c	7.2	(8.7)	-1.0	(0.6)			Frankreich	w	w	w	w	w	w	w	w	w	w	w	w	w	w	w	w	w	w	w	w	w	w			Deutschland	-3.0	(10.7)	-0.4	(11.3)	-15.5	(5.2)	25.2	(6.0)	46.6	(13.3)	-20.2	(15.4)	-3.8	(4.6)	16.3	(7.1)	8.3	(6.9)	-5.3	(9.4)	0.1	(0.2)			Griechenland	21.6	(18.4)	24.4	(10.9)	-8.8	(5.7)	14.4	(6.4)	0.3	(11.8)	-1.6	(13.6)	-1.2	(4.8)	-11.7	(16.6)	6.5	(8.6)	-113.4	(46.6)	-0.3	(0.2)			Ungarn	2.9	(10.5)	9.5	(8.6)	-2.7	(5.1)	10.2	(4.6)	0.8	(9.9)	4.2	(11.7)	-3.5	(3.9)	15.1	(13.2)	0.0	(8.2)	-3.3	(14.5)	-0.8	(0.2)			Island	13.6	(6.6)	18.7	(9.7)	-6.8	(4.4)	7.4	(5.4)	-0.5	(8.4)	-2.7	(8.2)	-1.2	(3.4)	c	c	c	c	-15.0	(7.4)	-1.2	(1.3)			Irland	35.6	(12.8)	16.6	(6.1)	-0.8	(4.0)	10.5	(5.7)	-13.9	(11.1)	5.3	(5.7)	1.6	(3.5)	-7.7	(5.8)	c	c	-12.5	(11.7)	-1.2	(0.4)			Israel	17.8	(11.4)	7.6	(8.4)	-6.1	(5.4)	4.8	(5.1)	-59.6	(11.0)	4.2	(6.3)	-14.3	(4.5)	-14.4	(6.4)	-25.1	(9.9)	5.4	(9.6)	-0.1	(0.4)			Italien	-19.0	(6.8)	28.8	(4.7)	-4.6	(3.3)	11.8	(3.2)	12.4	(7.5)	20.6	(5.8)	-6.8	(2.6)	-2.7	(4.2)	14.5	(4.7)	-1.2	(4.9)	-0.5	(0.2)			Japan	47.8	(14.5)	26.3	(8.8)	-3.5	(3.6)	12.3	(4.3)	-4.5	(9.4)	6.3	(6.9)	-0.8	(3.0)	-16.1	(9.4)	-5.8	(8.1)	-6.9	(7.7)	c	c			Korea	-0.1	(15.4)	25.8	(8.2)	-9.0	(4.8)	12.8	(3.4)	-39.0	(12.3)	17.8	(5.9)	-2.1	(2.5)	14.3	(4.9)	2.1	(7.9)	-12.8	(10.2)	c	c			Luxemburg	c	c	c	c	c	c	c	c	c	c	c	c	c	c	c	c	c	c	c	c	c	c			Mexiko	4.3	(6.9)	19.1	(7.1)	-2.4	(2.8)	5.9	(3.0)	13.8	(6.0)	-1.9	(5.7)	1.5	(1.8)	2.9	(4.0)	0.4	(3.4)	-5.2	(4.9)	-0.3	(0.1)			Niederlande	-17.1	(16.3)	26.4	(11.3)	-11.3	(5.0)	14.1	(4.8)	1.9	(13.1)	5.8	(9.5)	1.2	(4.3)	12.8	(8.7)	-14.8	(7.5)	-0.8	(5.3)	0.1	(0.2)			Neuseeland	-4.7	(9.3)	31.6	(7.6)	-6.2	(3.9)	9.7	(3.2)	-14.8	(7.7)	27.7	(5.1)	-1.7	(2.4)	6.7	(5.8)	-19.9	(13.9)	0.7	(8.4)	-0.5	(0.6)			Norwegen	4.0	(8.1)	8.4	(6.3)	-1.2	(3.7)	-0.8	(3.7)	3.8	(8.1)	15.0	(4.2)	-2.3	(3.8)	15.3	(7.8)	c	c	2.8	(9.1)	c	c			Polen	-4.5	(7.9)	4.0	(5.5)	4.2	(2.3)	-3.3	(2.8)	-1.6	(8.2)	4.0	(5.8)	-5.5	(2.8)	4.9	(5.7)	4.7	(5.4)	-0.2	(7.9)	-1.5	(0.2)			Portugal	-4.0	(10.1)	10.2	(6.2)	-0.1	(3.1)	-0.3	(2.9)	-8.6	(8.4)	10.4	(7.0)	1.1	(3.0)	-45.3	(14.7)	c	c	3.9	(7.4)	-0.6	(0.1)			Slowak. Rep.	5.7	(9.0)	14.3	(7.1)	-5.3	(4.1)	7.5	(3.9)	3.6	(8.4)	0.5	(8.6)	-3.3	(3.8)	1.7	(7.8)	-9.9	(5.5)	-7.3	(7.5)	-1.0	(0.3)			Slowenien	-8.2	(8.4)	8.4	(6.1)	0.9	(4.1)	4.4	(3.7)	14.2	(8.1)	8.5	(5.8)	0.0	(2.9)	11.1	(5.8)	2.4	(5.5)	-16.9	(10.2)	-0.3	(0.2)			Spanien	-14.9	(4.5)	11.0	(3.6)	-0.8	(2.1)	3.5	(2.0)	3.4	(4.2)	2.9	(5.0)	0.7	(1.6)	10.1	(7.1)	4.2	(5.0)	5.7	(4.7)	-0.9	(0.1)			Schweden	2.1	(8.2)	4.9	(6.6)	-3.3	(2.9)	5.2	(3.9)	19.1	(9.3)	6.1	(5.2)	-9.7	(2.6)	4.8	(8.3)	14.8	(11.8)	-0.5	(8.4)	-0.3	(0.4)			Schweiz	-2.2	(6.1)	20.7	(5.5)	-2.2	(2.8)	-4.8	(3.0)	-9.0	(8.1)	1.6	(6.0)	-0.3	(2.3)	3.1	(4.1)	14.1	(4.6)	-6.0	(3.2)	-0.6	(0.1)			Türkei	-0.9	(10.9)	3.9	(10.3)	-3.1	(5.7)	-0.6	(4.5)	6.2	(10.7)	5.3	(8.9)	1.7	(3.4)	22.5	(6.3)	-1.9	(5.9)	-16.7	(7.1)	-1.3	(0.2)			Ver. Königreich	-21.3	(8.7)	14.4	(8.5)	-3.5	(3.6)	8.6	(4.4)	25.3	(8.0)	8.0	(4.5)	-1.3	(1.8)	10.3	(5.2)	-10.7	(5.9)	4.3	(5.3)	-1.7	(0.8)			Ver. Staaten	-4.0	(8.1)	26.9	(8.0)	-7.1	(4.1)	5.1	(3.1)	9.8	(8.4)	11.0	(4.8)	-4.0	(2.0)	2.8	(4.5)	11.6	(5.6)	15.2	(8.4)	-0.7	(0.3)			OECD-Durchschnitt	2.9	(1.7)	14.4	(1.3)	-3.6	(0.7)	7.2	(0.7)	-0.1	(1.6)	6.0	(1.6)	-2.1	(0.6)	5.3	(1.4)	1.0	(1.4)	-7.7	(2.0)	-0.6	(0.1)			Partnerländer																								Albanien	-7.7	(12.7)	-0.4	(8.8)	-0.9	(5.5)	-3.9	(5.3)	13.8	(12.7)	14.5	(8.1)	6.7	(4.1)	-11.1	(6.0)	13.3	(7.8)	-6.3	(8.4)	-1.6	(0.4)			Argentinien	-5.9	(12.6)	7.8	(8.5)	-5.3	(4.7)	-0.8	(5.0)	1.8	(11.7)	7.4	(12.0)	1.7	(5.6)	13.0	(10.2)	18.4	(8.3)	-14.0	(9.3)	-1.0	(0.1)			Aserbaidschan	1.3	(14.0)	38.1	(13.2)	-8.5	(4.4)	9.2	(4.1)	7.5	(9.3)	-34.0	(8.7)	-0.5	(3.2)	-8.4	(7.8)	19.6	(8.6)	-0.9	(8.3)	-2.6	(1.0)			Braziliens	7.4	(7.1)	8.5	(6.7)	-5.8	(2.9)	6.4	(2.8)	-15.1	(7.2)	-2.4	(6.8)	5.2	(2.0)	3.0	(6.0)	14.4	(5.6)	2.8	(4.9)	-0.8	(0.1)			Bulgarien	-1.5	(9.9)	6.2	(10.3)	-6.3	(5.4)	10.8	(5.1)	15.3	(12.1)	13.8	(12.4)	0.8	(4.3)	13.8	(9.4)	-2.0	(9.7)	-3.3	(10.7)	-0.3	(0.2)			Kolumbien	-10.3	(7.6)	6.4	(7.8)	0.8	(3.2)	3.1	(2.4)	1.7	(8.0)	2.1	(6.0)	-3.5	(2.0)	2.8	(5.3)	-0.5	(4.8)	-12.1	(5.8)	-0.6	(0.2)			Kroatien	1.4	(8.9)	15.7	(5.7)	-5.0	(2.9)	8.4	(3.0)	33.8	(8.4)	20.0	(8.9)	-3.0	(3.0)	28.4	(6.2)	2.6	(5.1)	0.1	(5.1)	-1.7	(0.5)			Dubai (VAE)	7.1	(11.3)	24.7	(6.1)	4.1	(4.2)	3.2	(4.0)	-5.3	(8.4)	-0.2	(6.0)	-3.6	(2.9)	7.8	(6.9)	-12.5	(6.4)	-7.2	(7.0)	-0.6	(0.2)			Hongkong (China)	21.5	(11.5)	36.2	(8.8)	0.4	(4.3)	5.4	(2.9)	-12.4	(10.3)	7.2	(14.1)	-6.4	(2.2)	4.1	(6.5)	3.7	(5.3)	-3.1	(7.5)	-0.6	(0.2)			Indonesien	-18.8	(11.5)	-9.4	(7.9)	0.1	(4.4)	11.4	(4.6)	-18.1	(8.5)	-2.1	(6.4)	-4.3	(2.9)	0.2	(5.1)	11.7	(3.7)	-1.9	(6.6)	-0.3	(0.2)			Jordanien	17.9	(14.1)	19.4	(8.0)	0.8	(4.0)	2.1	(3.4)	-9.9	(10.8)	-1.0	(6.4)	4.3	(2.9)	6.1	(6.4)	12.6	(6.1)	-2.7	(6.0)	-0.8	(0.4)			Kasachstan	-42.2	(12.0)	12.5	(9.2)	4.9	(5.4)	0.5	(4.0)	37.2	(7.9)	17.1	(8.8)	-2.7	(4.3)	9.3	(6.6)	2.7	(12.2)	-7.2	(6.3)	-0.4	(1.2)			Kirgisistan	-30.1	(9.0)	12.3	(13.2)	5.1	(3.8)	2.8	(3.5)	-4.5	(9.6)	-1.3	(6.0)	-3.3	(2.9)	-11.9	(5.5)	5.5	(5.5)	14.8	(6.0)	0.0	(0.6)			Lettland	21.7	(8.7)	7.0	(6.4)	-9.7	(3.8)	12.0	(3.0)	-10.4	(6.6)	20.7	(5.8)	3.0	(3.1)	-1.0	(5.2)	2.8	(6.5)	-4.4	(5.4)	-0.5	(0.2)			Litauen	1.4	(6.7)	21.5	(6.9)	-7.9	(3.6)	4.8	(3.7)	-4.9	(8.9)	14.9	(9.0)	-2.1	(3.4)	8.8	(7.6)	10.6	(8.5)	-11.1	(6.3)	-0.8	(0.4)			Macau (China)	c	c	c	c	c	c	c	c	c	c	c	c	c	c	c	c	c	c	c	c	c	c			Montenegro	c	c	c	c	c	c	c	c	c	c	c	c	c	c	c	c	c	c	c	c	c	c			Panama	-5.1	(9.9)	51.8	(10.1)	0.6	(5.6)	0.5	(5.8)	7.7	(12.0)	2.2	(9.4)	-0.5	(3.5)	-11.4	(6.4)	16.1	(7.0)	22.6	(10.6)	-0.4	(0.2)			Peru	-2.7	(8.1)	17.1	(13.6)	0.4	(4.0)	0.1	(4.0)	13.0	(10.3)	3.3	(7.6)	1.2	(3.2)	14.5	(6.9)	-6.0	(6.5)	-9.8	(5.8)	-0.9	(0.2)			Katar	10.3	(10.0)	34.2	(10.9)	-0.7	(6.0)	3.4	(6.1)	7.5	(11.0)	12.4	(8.2)	4.1	(3.																																																																																																																																																					
Dänemark	0.8	(6.5)	7.6	(4.6)	-1.2	(2.4)	5.4	(3.0)	-4.6	(6.1)	16.1	(4.0)	5.2	(2.5)	13.4	(6.9)	5.3	(5.3)	-9.4	(5.5)	-0.4	(0.3)			Estland	24.9	(7.4)	13.0	(4.6)	-1.2	(2.8)	5.5	(3.9)	-28.3	(8.3)	5.4	(5.0)	1.1	(1.9)	11.0	(3.8)	0.1	(6.1)	0.5	(7.7)	-0.3	(0.3)			Finnland	13.0	(8.4)	5.9	(4.6)	4.8	(2.6)	0.7	(2.8)	-4.4	(9.0)	4.7	(7.5)	-2.0	(2.5)	20.1	(8.9)	c	c	7.2	(8.7)	-1.0	(0.6)			Frankreich	w	w	w	w	w	w	w	w	w	w	w	w	w	w	w	w	w	w	w	w	w	w			Deutschland	-3.0	(10.7)	-0.4	(11.3)	-15.5	(5.2)	25.2	(6.0)	46.6	(13.3)	-20.2	(15.4)	-3.8	(4.6)	16.3	(7.1)	8.3	(6.9)	-5.3	(9.4)	0.1	(0.2)			Griechenland	21.6	(18.4)	24.4	(10.9)	-8.8	(5.7)	14.4	(6.4)	0.3	(11.8)	-1.6	(13.6)	-1.2	(4.8)	-11.7	(16.6)	6.5	(8.6)	-113.4	(46.6)	-0.3	(0.2)			Ungarn	2.9	(10.5)	9.5	(8.6)	-2.7	(5.1)	10.2	(4.6)	0.8	(9.9)	4.2	(11.7)	-3.5	(3.9)	15.1	(13.2)	0.0	(8.2)	-3.3	(14.5)	-0.8	(0.2)			Island	13.6	(6.6)	18.7	(9.7)	-6.8	(4.4)	7.4	(5.4)	-0.5	(8.4)	-2.7	(8.2)	-1.2	(3.4)	c	c	c	c	-15.0	(7.4)	-1.2	(1.3)			Irland	35.6	(12.8)	16.6	(6.1)	-0.8	(4.0)	10.5	(5.7)	-13.9	(11.1)	5.3	(5.7)	1.6	(3.5)	-7.7	(5.8)	c	c	-12.5	(11.7)	-1.2	(0.4)			Israel	17.8	(11.4)	7.6	(8.4)	-6.1	(5.4)	4.8	(5.1)	-59.6	(11.0)	4.2	(6.3)	-14.3	(4.5)	-14.4	(6.4)	-25.1	(9.9)	5.4	(9.6)	-0.1	(0.4)			Italien	-19.0	(6.8)	28.8	(4.7)	-4.6	(3.3)	11.8	(3.2)	12.4	(7.5)	20.6	(5.8)	-6.8	(2.6)	-2.7	(4.2)	14.5	(4.7)	-1.2	(4.9)	-0.5	(0.2)			Japan	47.8	(14.5)	26.3	(8.8)	-3.5	(3.6)	12.3	(4.3)	-4.5	(9.4)	6.3	(6.9)	-0.8	(3.0)	-16.1	(9.4)	-5.8	(8.1)	-6.9	(7.7)	c	c			Korea	-0.1	(15.4)	25.8	(8.2)	-9.0	(4.8)	12.8	(3.4)	-39.0	(12.3)	17.8	(5.9)	-2.1	(2.5)	14.3	(4.9)	2.1	(7.9)	-12.8	(10.2)	c	c			Luxemburg	c	c	c	c	c	c	c	c	c	c	c	c	c	c	c	c	c	c	c	c	c	c			Mexiko	4.3	(6.9)	19.1	(7.1)	-2.4	(2.8)	5.9	(3.0)	13.8	(6.0)	-1.9	(5.7)	1.5	(1.8)	2.9	(4.0)	0.4	(3.4)	-5.2	(4.9)	-0.3	(0.1)			Niederlande	-17.1	(16.3)	26.4	(11.3)	-11.3	(5.0)	14.1	(4.8)	1.9	(13.1)	5.8	(9.5)	1.2	(4.3)	12.8	(8.7)	-14.8	(7.5)	-0.8	(5.3)	0.1	(0.2)			Neuseeland	-4.7	(9.3)	31.6	(7.6)	-6.2	(3.9)	9.7	(3.2)	-14.8	(7.7)	27.7	(5.1)	-1.7	(2.4)	6.7	(5.8)	-19.9	(13.9)	0.7	(8.4)	-0.5	(0.6)			Norwegen	4.0	(8.1)	8.4	(6.3)	-1.2	(3.7)	-0.8	(3.7)	3.8	(8.1)	15.0	(4.2)	-2.3	(3.8)	15.3	(7.8)	c	c	2.8	(9.1)	c	c			Polen	-4.5	(7.9)	4.0	(5.5)	4.2	(2.3)	-3.3	(2.8)	-1.6	(8.2)	4.0	(5.8)	-5.5	(2.8)	4.9	(5.7)	4.7	(5.4)	-0.2	(7.9)	-1.5	(0.2)			Portugal	-4.0	(10.1)	10.2	(6.2)	-0.1	(3.1)	-0.3	(2.9)	-8.6	(8.4)	10.4	(7.0)	1.1	(3.0)	-45.3	(14.7)	c	c	3.9	(7.4)	-0.6	(0.1)			Slowak. Rep.	5.7	(9.0)	14.3	(7.1)	-5.3	(4.1)	7.5	(3.9)	3.6	(8.4)	0.5	(8.6)	-3.3	(3.8)	1.7	(7.8)	-9.9	(5.5)	-7.3	(7.5)	-1.0	(0.3)			Slowenien	-8.2	(8.4)	8.4	(6.1)	0.9	(4.1)	4.4	(3.7)	14.2	(8.1)	8.5	(5.8)	0.0	(2.9)	11.1	(5.8)	2.4	(5.5)	-16.9	(10.2)	-0.3	(0.2)			Spanien	-14.9	(4.5)	11.0	(3.6)	-0.8	(2.1)	3.5	(2.0)	3.4	(4.2)	2.9	(5.0)	0.7	(1.6)	10.1	(7.1)	4.2	(5.0)	5.7	(4.7)	-0.9	(0.1)			Schweden	2.1	(8.2)	4.9	(6.6)	-3.3	(2.9)	5.2	(3.9)	19.1	(9.3)	6.1	(5.2)	-9.7	(2.6)	4.8	(8.3)	14.8	(11.8)	-0.5	(8.4)	-0.3	(0.4)			Schweiz	-2.2	(6.1)	20.7	(5.5)	-2.2	(2.8)	-4.8	(3.0)	-9.0	(8.1)	1.6	(6.0)	-0.3	(2.3)	3.1	(4.1)	14.1	(4.6)	-6.0	(3.2)	-0.6	(0.1)			Türkei	-0.9	(10.9)	3.9	(10.3)	-3.1	(5.7)	-0.6	(4.5)	6.2	(10.7)	5.3	(8.9)	1.7	(3.4)	22.5	(6.3)	-1.9	(5.9)	-16.7	(7.1)	-1.3	(0.2)			Ver. Königreich	-21.3	(8.7)	14.4	(8.5)	-3.5	(3.6)	8.6	(4.4)	25.3	(8.0)	8.0	(4.5)	-1.3	(1.8)	10.3	(5.2)	-10.7	(5.9)	4.3	(5.3)	-1.7	(0.8)			Ver. Staaten	-4.0	(8.1)	26.9	(8.0)	-7.1	(4.1)	5.1	(3.1)	9.8	(8.4)	11.0	(4.8)	-4.0	(2.0)	2.8	(4.5)	11.6	(5.6)	15.2	(8.4)	-0.7	(0.3)			OECD-Durchschnitt	2.9	(1.7)	14.4	(1.3)	-3.6	(0.7)	7.2	(0.7)	-0.1	(1.6)	6.0	(1.6)	-2.1	(0.6)	5.3	(1.4)	1.0	(1.4)	-7.7	(2.0)	-0.6	(0.1)			Partnerländer																								Albanien	-7.7	(12.7)	-0.4	(8.8)	-0.9	(5.5)	-3.9	(5.3)	13.8	(12.7)	14.5	(8.1)	6.7	(4.1)	-11.1	(6.0)	13.3	(7.8)	-6.3	(8.4)	-1.6	(0.4)			Argentinien	-5.9	(12.6)	7.8	(8.5)	-5.3	(4.7)	-0.8	(5.0)	1.8	(11.7)	7.4	(12.0)	1.7	(5.6)	13.0	(10.2)	18.4	(8.3)	-14.0	(9.3)	-1.0	(0.1)			Aserbaidschan	1.3	(14.0)	38.1	(13.2)	-8.5	(4.4)	9.2	(4.1)	7.5	(9.3)	-34.0	(8.7)	-0.5	(3.2)	-8.4	(7.8)	19.6	(8.6)	-0.9	(8.3)	-2.6	(1.0)			Braziliens	7.4	(7.1)	8.5	(6.7)	-5.8	(2.9)	6.4	(2.8)	-15.1	(7.2)	-2.4	(6.8)	5.2	(2.0)	3.0	(6.0)	14.4	(5.6)	2.8	(4.9)	-0.8	(0.1)			Bulgarien	-1.5	(9.9)	6.2	(10.3)	-6.3	(5.4)	10.8	(5.1)	15.3	(12.1)	13.8	(12.4)	0.8	(4.3)	13.8	(9.4)	-2.0	(9.7)	-3.3	(10.7)	-0.3	(0.2)			Kolumbien	-10.3	(7.6)	6.4	(7.8)	0.8	(3.2)	3.1	(2.4)	1.7	(8.0)	2.1	(6.0)	-3.5	(2.0)	2.8	(5.3)	-0.5	(4.8)	-12.1	(5.8)	-0.6	(0.2)			Kroatien	1.4	(8.9)	15.7	(5.7)	-5.0	(2.9)	8.4	(3.0)	33.8	(8.4)	20.0	(8.9)	-3.0	(3.0)	28.4	(6.2)	2.6	(5.1)	0.1	(5.1)	-1.7	(0.5)			Dubai (VAE)	7.1	(11.3)	24.7	(6.1)	4.1	(4.2)	3.2	(4.0)	-5.3	(8.4)	-0.2	(6.0)	-3.6	(2.9)	7.8	(6.9)	-12.5	(6.4)	-7.2	(7.0)	-0.6	(0.2)			Hongkong (China)	21.5	(11.5)	36.2	(8.8)	0.4	(4.3)	5.4	(2.9)	-12.4	(10.3)	7.2	(14.1)	-6.4	(2.2)	4.1	(6.5)	3.7	(5.3)	-3.1	(7.5)	-0.6	(0.2)			Indonesien	-18.8	(11.5)	-9.4	(7.9)	0.1	(4.4)	11.4	(4.6)	-18.1	(8.5)	-2.1	(6.4)	-4.3	(2.9)	0.2	(5.1)	11.7	(3.7)	-1.9	(6.6)	-0.3	(0.2)			Jordanien	17.9	(14.1)	19.4	(8.0)	0.8	(4.0)	2.1	(3.4)	-9.9	(10.8)	-1.0	(6.4)	4.3	(2.9)	6.1	(6.4)	12.6	(6.1)	-2.7	(6.0)	-0.8	(0.4)			Kasachstan	-42.2	(12.0)	12.5	(9.2)	4.9	(5.4)	0.5	(4.0)	37.2	(7.9)	17.1	(8.8)	-2.7	(4.3)	9.3	(6.6)	2.7	(12.2)	-7.2	(6.3)	-0.4	(1.2)			Kirgisistan	-30.1	(9.0)	12.3	(13.2)	5.1	(3.8)	2.8	(3.5)	-4.5	(9.6)	-1.3	(6.0)	-3.3	(2.9)	-11.9	(5.5)	5.5	(5.5)	14.8	(6.0)	0.0	(0.6)			Lettland	21.7	(8.7)	7.0	(6.4)	-9.7	(3.8)	12.0	(3.0)	-10.4	(6.6)	20.7	(5.8)	3.0	(3.1)	-1.0	(5.2)	2.8	(6.5)	-4.4	(5.4)	-0.5	(0.2)			Litauen	1.4	(6.7)	21.5	(6.9)	-7.9	(3.6)	4.8	(3.7)	-4.9	(8.9)	14.9	(9.0)	-2.1	(3.4)	8.8	(7.6)	10.6	(8.5)	-11.1	(6.3)	-0.8	(0.4)			Macau (China)	c	c	c	c	c	c	c	c	c	c	c	c	c	c	c	c	c	c	c	c	c	c			Montenegro	c	c	c	c	c	c	c	c	c	c	c	c	c	c	c	c	c	c	c	c	c	c			Panama	-5.1	(9.9)	51.8	(10.1)	0.6	(5.6)	0.5	(5.8)	7.7	(12.0)	2.2	(9.4)	-0.5	(3.5)	-11.4	(6.4)	16.1	(7.0)	22.6	(10.6)	-0.4	(0.2)			Peru	-2.7	(8.1)	17.1	(13.6)	0.4	(4.0)	0.1	(4.0)	13.0	(10.3)	3.3	(7.6)	1.2	(3.2)	14.5	(6.9)	-6.0	(6.5)	-9.8	(5.8)	-0.9	(0.2)			Katar	10.3	(10.0)	34.2	(10.9)	-0.7	(6.0)	3.4	(6.1)	7.5	(11.0)	12.4	(8.2)	4.1	(3.																																																																																																																																																																														
Estland	24.9	(7.4)	13.0	(4.6)	-1.2	(2.8)	5.5	(3.9)	-28.3	(8.3)	5.4	(5.0)	1.1	(1.9)	11.0	(3.8)	0.1	(6.1)	0.5	(7.7)	-0.3	(0.3)			Finnland	13.0	(8.4)	5.9	(4.6)	4.8	(2.6)	0.7	(2.8)	-4.4	(9.0)	4.7	(7.5)	-2.0	(2.5)	20.1	(8.9)	c	c	7.2	(8.7)	-1.0	(0.6)			Frankreich	w	w	w	w	w	w	w	w	w	w	w	w	w	w	w	w	w	w	w	w	w	w			Deutschland	-3.0	(10.7)	-0.4	(11.3)	-15.5	(5.2)	25.2	(6.0)	46.6	(13.3)	-20.2	(15.4)	-3.8	(4.6)	16.3	(7.1)	8.3	(6.9)	-5.3	(9.4)	0.1	(0.2)			Griechenland	21.6	(18.4)	24.4	(10.9)	-8.8	(5.7)	14.4	(6.4)	0.3	(11.8)	-1.6	(13.6)	-1.2	(4.8)	-11.7	(16.6)	6.5	(8.6)	-113.4	(46.6)	-0.3	(0.2)			Ungarn	2.9	(10.5)	9.5	(8.6)	-2.7	(5.1)	10.2	(4.6)	0.8	(9.9)	4.2	(11.7)	-3.5	(3.9)	15.1	(13.2)	0.0	(8.2)	-3.3	(14.5)	-0.8	(0.2)			Island	13.6	(6.6)	18.7	(9.7)	-6.8	(4.4)	7.4	(5.4)	-0.5	(8.4)	-2.7	(8.2)	-1.2	(3.4)	c	c	c	c	-15.0	(7.4)	-1.2	(1.3)			Irland	35.6	(12.8)	16.6	(6.1)	-0.8	(4.0)	10.5	(5.7)	-13.9	(11.1)	5.3	(5.7)	1.6	(3.5)	-7.7	(5.8)	c	c	-12.5	(11.7)	-1.2	(0.4)			Israel	17.8	(11.4)	7.6	(8.4)	-6.1	(5.4)	4.8	(5.1)	-59.6	(11.0)	4.2	(6.3)	-14.3	(4.5)	-14.4	(6.4)	-25.1	(9.9)	5.4	(9.6)	-0.1	(0.4)			Italien	-19.0	(6.8)	28.8	(4.7)	-4.6	(3.3)	11.8	(3.2)	12.4	(7.5)	20.6	(5.8)	-6.8	(2.6)	-2.7	(4.2)	14.5	(4.7)	-1.2	(4.9)	-0.5	(0.2)			Japan	47.8	(14.5)	26.3	(8.8)	-3.5	(3.6)	12.3	(4.3)	-4.5	(9.4)	6.3	(6.9)	-0.8	(3.0)	-16.1	(9.4)	-5.8	(8.1)	-6.9	(7.7)	c	c			Korea	-0.1	(15.4)	25.8	(8.2)	-9.0	(4.8)	12.8	(3.4)	-39.0	(12.3)	17.8	(5.9)	-2.1	(2.5)	14.3	(4.9)	2.1	(7.9)	-12.8	(10.2)	c	c			Luxemburg	c	c	c	c	c	c	c	c	c	c	c	c	c	c	c	c	c	c	c	c	c	c			Mexiko	4.3	(6.9)	19.1	(7.1)	-2.4	(2.8)	5.9	(3.0)	13.8	(6.0)	-1.9	(5.7)	1.5	(1.8)	2.9	(4.0)	0.4	(3.4)	-5.2	(4.9)	-0.3	(0.1)			Niederlande	-17.1	(16.3)	26.4	(11.3)	-11.3	(5.0)	14.1	(4.8)	1.9	(13.1)	5.8	(9.5)	1.2	(4.3)	12.8	(8.7)	-14.8	(7.5)	-0.8	(5.3)	0.1	(0.2)			Neuseeland	-4.7	(9.3)	31.6	(7.6)	-6.2	(3.9)	9.7	(3.2)	-14.8	(7.7)	27.7	(5.1)	-1.7	(2.4)	6.7	(5.8)	-19.9	(13.9)	0.7	(8.4)	-0.5	(0.6)			Norwegen	4.0	(8.1)	8.4	(6.3)	-1.2	(3.7)	-0.8	(3.7)	3.8	(8.1)	15.0	(4.2)	-2.3	(3.8)	15.3	(7.8)	c	c	2.8	(9.1)	c	c			Polen	-4.5	(7.9)	4.0	(5.5)	4.2	(2.3)	-3.3	(2.8)	-1.6	(8.2)	4.0	(5.8)	-5.5	(2.8)	4.9	(5.7)	4.7	(5.4)	-0.2	(7.9)	-1.5	(0.2)			Portugal	-4.0	(10.1)	10.2	(6.2)	-0.1	(3.1)	-0.3	(2.9)	-8.6	(8.4)	10.4	(7.0)	1.1	(3.0)	-45.3	(14.7)	c	c	3.9	(7.4)	-0.6	(0.1)			Slowak. Rep.	5.7	(9.0)	14.3	(7.1)	-5.3	(4.1)	7.5	(3.9)	3.6	(8.4)	0.5	(8.6)	-3.3	(3.8)	1.7	(7.8)	-9.9	(5.5)	-7.3	(7.5)	-1.0	(0.3)			Slowenien	-8.2	(8.4)	8.4	(6.1)	0.9	(4.1)	4.4	(3.7)	14.2	(8.1)	8.5	(5.8)	0.0	(2.9)	11.1	(5.8)	2.4	(5.5)	-16.9	(10.2)	-0.3	(0.2)			Spanien	-14.9	(4.5)	11.0	(3.6)	-0.8	(2.1)	3.5	(2.0)	3.4	(4.2)	2.9	(5.0)	0.7	(1.6)	10.1	(7.1)	4.2	(5.0)	5.7	(4.7)	-0.9	(0.1)			Schweden	2.1	(8.2)	4.9	(6.6)	-3.3	(2.9)	5.2	(3.9)	19.1	(9.3)	6.1	(5.2)	-9.7	(2.6)	4.8	(8.3)	14.8	(11.8)	-0.5	(8.4)	-0.3	(0.4)			Schweiz	-2.2	(6.1)	20.7	(5.5)	-2.2	(2.8)	-4.8	(3.0)	-9.0	(8.1)	1.6	(6.0)	-0.3	(2.3)	3.1	(4.1)	14.1	(4.6)	-6.0	(3.2)	-0.6	(0.1)			Türkei	-0.9	(10.9)	3.9	(10.3)	-3.1	(5.7)	-0.6	(4.5)	6.2	(10.7)	5.3	(8.9)	1.7	(3.4)	22.5	(6.3)	-1.9	(5.9)	-16.7	(7.1)	-1.3	(0.2)			Ver. Königreich	-21.3	(8.7)	14.4	(8.5)	-3.5	(3.6)	8.6	(4.4)	25.3	(8.0)	8.0	(4.5)	-1.3	(1.8)	10.3	(5.2)	-10.7	(5.9)	4.3	(5.3)	-1.7	(0.8)			Ver. Staaten	-4.0	(8.1)	26.9	(8.0)	-7.1	(4.1)	5.1	(3.1)	9.8	(8.4)	11.0	(4.8)	-4.0	(2.0)	2.8	(4.5)	11.6	(5.6)	15.2	(8.4)	-0.7	(0.3)			OECD-Durchschnitt	2.9	(1.7)	14.4	(1.3)	-3.6	(0.7)	7.2	(0.7)	-0.1	(1.6)	6.0	(1.6)	-2.1	(0.6)	5.3	(1.4)	1.0	(1.4)	-7.7	(2.0)	-0.6	(0.1)			Partnerländer																								Albanien	-7.7	(12.7)	-0.4	(8.8)	-0.9	(5.5)	-3.9	(5.3)	13.8	(12.7)	14.5	(8.1)	6.7	(4.1)	-11.1	(6.0)	13.3	(7.8)	-6.3	(8.4)	-1.6	(0.4)			Argentinien	-5.9	(12.6)	7.8	(8.5)	-5.3	(4.7)	-0.8	(5.0)	1.8	(11.7)	7.4	(12.0)	1.7	(5.6)	13.0	(10.2)	18.4	(8.3)	-14.0	(9.3)	-1.0	(0.1)			Aserbaidschan	1.3	(14.0)	38.1	(13.2)	-8.5	(4.4)	9.2	(4.1)	7.5	(9.3)	-34.0	(8.7)	-0.5	(3.2)	-8.4	(7.8)	19.6	(8.6)	-0.9	(8.3)	-2.6	(1.0)			Braziliens	7.4	(7.1)	8.5	(6.7)	-5.8	(2.9)	6.4	(2.8)	-15.1	(7.2)	-2.4	(6.8)	5.2	(2.0)	3.0	(6.0)	14.4	(5.6)	2.8	(4.9)	-0.8	(0.1)			Bulgarien	-1.5	(9.9)	6.2	(10.3)	-6.3	(5.4)	10.8	(5.1)	15.3	(12.1)	13.8	(12.4)	0.8	(4.3)	13.8	(9.4)	-2.0	(9.7)	-3.3	(10.7)	-0.3	(0.2)			Kolumbien	-10.3	(7.6)	6.4	(7.8)	0.8	(3.2)	3.1	(2.4)	1.7	(8.0)	2.1	(6.0)	-3.5	(2.0)	2.8	(5.3)	-0.5	(4.8)	-12.1	(5.8)	-0.6	(0.2)			Kroatien	1.4	(8.9)	15.7	(5.7)	-5.0	(2.9)	8.4	(3.0)	33.8	(8.4)	20.0	(8.9)	-3.0	(3.0)	28.4	(6.2)	2.6	(5.1)	0.1	(5.1)	-1.7	(0.5)			Dubai (VAE)	7.1	(11.3)	24.7	(6.1)	4.1	(4.2)	3.2	(4.0)	-5.3	(8.4)	-0.2	(6.0)	-3.6	(2.9)	7.8	(6.9)	-12.5	(6.4)	-7.2	(7.0)	-0.6	(0.2)			Hongkong (China)	21.5	(11.5)	36.2	(8.8)	0.4	(4.3)	5.4	(2.9)	-12.4	(10.3)	7.2	(14.1)	-6.4	(2.2)	4.1	(6.5)	3.7	(5.3)	-3.1	(7.5)	-0.6	(0.2)			Indonesien	-18.8	(11.5)	-9.4	(7.9)	0.1	(4.4)	11.4	(4.6)	-18.1	(8.5)	-2.1	(6.4)	-4.3	(2.9)	0.2	(5.1)	11.7	(3.7)	-1.9	(6.6)	-0.3	(0.2)			Jordanien	17.9	(14.1)	19.4	(8.0)	0.8	(4.0)	2.1	(3.4)	-9.9	(10.8)	-1.0	(6.4)	4.3	(2.9)	6.1	(6.4)	12.6	(6.1)	-2.7	(6.0)	-0.8	(0.4)			Kasachstan	-42.2	(12.0)	12.5	(9.2)	4.9	(5.4)	0.5	(4.0)	37.2	(7.9)	17.1	(8.8)	-2.7	(4.3)	9.3	(6.6)	2.7	(12.2)	-7.2	(6.3)	-0.4	(1.2)			Kirgisistan	-30.1	(9.0)	12.3	(13.2)	5.1	(3.8)	2.8	(3.5)	-4.5	(9.6)	-1.3	(6.0)	-3.3	(2.9)	-11.9	(5.5)	5.5	(5.5)	14.8	(6.0)	0.0	(0.6)			Lettland	21.7	(8.7)	7.0	(6.4)	-9.7	(3.8)	12.0	(3.0)	-10.4	(6.6)	20.7	(5.8)	3.0	(3.1)	-1.0	(5.2)	2.8	(6.5)	-4.4	(5.4)	-0.5	(0.2)			Litauen	1.4	(6.7)	21.5	(6.9)	-7.9	(3.6)	4.8	(3.7)	-4.9	(8.9)	14.9	(9.0)	-2.1	(3.4)	8.8	(7.6)	10.6	(8.5)	-11.1	(6.3)	-0.8	(0.4)			Macau (China)	c	c	c	c	c	c	c	c	c	c	c	c	c	c	c	c	c	c	c	c	c	c			Montenegro	c	c	c	c	c	c	c	c	c	c	c	c	c	c	c	c	c	c	c	c	c	c			Panama	-5.1	(9.9)	51.8	(10.1)	0.6	(5.6)	0.5	(5.8)	7.7	(12.0)	2.2	(9.4)	-0.5	(3.5)	-11.4	(6.4)	16.1	(7.0)	22.6	(10.6)	-0.4	(0.2)			Peru	-2.7	(8.1)	17.1	(13.6)	0.4	(4.0)	0.1	(4.0)	13.0	(10.3)	3.3	(7.6)	1.2	(3.2)	14.5	(6.9)	-6.0	(6.5)	-9.8	(5.8)	-0.9	(0.2)			Katar	10.3	(10.0)	34.2	(10.9)	-0.7	(6.0)	3.4	(6.1)	7.5	(11.0)	12.4	(8.2)	4.1	(3.																																																																																																																																																																																																							
Finnland	13.0	(8.4)	5.9	(4.6)	4.8	(2.6)	0.7	(2.8)	-4.4	(9.0)	4.7	(7.5)	-2.0	(2.5)	20.1	(8.9)	c	c	7.2	(8.7)	-1.0	(0.6)			Frankreich	w	w	w	w	w	w	w	w	w	w	w	w	w	w	w	w	w	w	w	w	w	w			Deutschland	-3.0	(10.7)	-0.4	(11.3)	-15.5	(5.2)	25.2	(6.0)	46.6	(13.3)	-20.2	(15.4)	-3.8	(4.6)	16.3	(7.1)	8.3	(6.9)	-5.3	(9.4)	0.1	(0.2)			Griechenland	21.6	(18.4)	24.4	(10.9)	-8.8	(5.7)	14.4	(6.4)	0.3	(11.8)	-1.6	(13.6)	-1.2	(4.8)	-11.7	(16.6)	6.5	(8.6)	-113.4	(46.6)	-0.3	(0.2)			Ungarn	2.9	(10.5)	9.5	(8.6)	-2.7	(5.1)	10.2	(4.6)	0.8	(9.9)	4.2	(11.7)	-3.5	(3.9)	15.1	(13.2)	0.0	(8.2)	-3.3	(14.5)	-0.8	(0.2)			Island	13.6	(6.6)	18.7	(9.7)	-6.8	(4.4)	7.4	(5.4)	-0.5	(8.4)	-2.7	(8.2)	-1.2	(3.4)	c	c	c	c	-15.0	(7.4)	-1.2	(1.3)			Irland	35.6	(12.8)	16.6	(6.1)	-0.8	(4.0)	10.5	(5.7)	-13.9	(11.1)	5.3	(5.7)	1.6	(3.5)	-7.7	(5.8)	c	c	-12.5	(11.7)	-1.2	(0.4)			Israel	17.8	(11.4)	7.6	(8.4)	-6.1	(5.4)	4.8	(5.1)	-59.6	(11.0)	4.2	(6.3)	-14.3	(4.5)	-14.4	(6.4)	-25.1	(9.9)	5.4	(9.6)	-0.1	(0.4)			Italien	-19.0	(6.8)	28.8	(4.7)	-4.6	(3.3)	11.8	(3.2)	12.4	(7.5)	20.6	(5.8)	-6.8	(2.6)	-2.7	(4.2)	14.5	(4.7)	-1.2	(4.9)	-0.5	(0.2)			Japan	47.8	(14.5)	26.3	(8.8)	-3.5	(3.6)	12.3	(4.3)	-4.5	(9.4)	6.3	(6.9)	-0.8	(3.0)	-16.1	(9.4)	-5.8	(8.1)	-6.9	(7.7)	c	c			Korea	-0.1	(15.4)	25.8	(8.2)	-9.0	(4.8)	12.8	(3.4)	-39.0	(12.3)	17.8	(5.9)	-2.1	(2.5)	14.3	(4.9)	2.1	(7.9)	-12.8	(10.2)	c	c			Luxemburg	c	c	c	c	c	c	c	c	c	c	c	c	c	c	c	c	c	c	c	c	c	c			Mexiko	4.3	(6.9)	19.1	(7.1)	-2.4	(2.8)	5.9	(3.0)	13.8	(6.0)	-1.9	(5.7)	1.5	(1.8)	2.9	(4.0)	0.4	(3.4)	-5.2	(4.9)	-0.3	(0.1)			Niederlande	-17.1	(16.3)	26.4	(11.3)	-11.3	(5.0)	14.1	(4.8)	1.9	(13.1)	5.8	(9.5)	1.2	(4.3)	12.8	(8.7)	-14.8	(7.5)	-0.8	(5.3)	0.1	(0.2)			Neuseeland	-4.7	(9.3)	31.6	(7.6)	-6.2	(3.9)	9.7	(3.2)	-14.8	(7.7)	27.7	(5.1)	-1.7	(2.4)	6.7	(5.8)	-19.9	(13.9)	0.7	(8.4)	-0.5	(0.6)			Norwegen	4.0	(8.1)	8.4	(6.3)	-1.2	(3.7)	-0.8	(3.7)	3.8	(8.1)	15.0	(4.2)	-2.3	(3.8)	15.3	(7.8)	c	c	2.8	(9.1)	c	c			Polen	-4.5	(7.9)	4.0	(5.5)	4.2	(2.3)	-3.3	(2.8)	-1.6	(8.2)	4.0	(5.8)	-5.5	(2.8)	4.9	(5.7)	4.7	(5.4)	-0.2	(7.9)	-1.5	(0.2)			Portugal	-4.0	(10.1)	10.2	(6.2)	-0.1	(3.1)	-0.3	(2.9)	-8.6	(8.4)	10.4	(7.0)	1.1	(3.0)	-45.3	(14.7)	c	c	3.9	(7.4)	-0.6	(0.1)			Slowak. Rep.	5.7	(9.0)	14.3	(7.1)	-5.3	(4.1)	7.5	(3.9)	3.6	(8.4)	0.5	(8.6)	-3.3	(3.8)	1.7	(7.8)	-9.9	(5.5)	-7.3	(7.5)	-1.0	(0.3)			Slowenien	-8.2	(8.4)	8.4	(6.1)	0.9	(4.1)	4.4	(3.7)	14.2	(8.1)	8.5	(5.8)	0.0	(2.9)	11.1	(5.8)	2.4	(5.5)	-16.9	(10.2)	-0.3	(0.2)			Spanien	-14.9	(4.5)	11.0	(3.6)	-0.8	(2.1)	3.5	(2.0)	3.4	(4.2)	2.9	(5.0)	0.7	(1.6)	10.1	(7.1)	4.2	(5.0)	5.7	(4.7)	-0.9	(0.1)			Schweden	2.1	(8.2)	4.9	(6.6)	-3.3	(2.9)	5.2	(3.9)	19.1	(9.3)	6.1	(5.2)	-9.7	(2.6)	4.8	(8.3)	14.8	(11.8)	-0.5	(8.4)	-0.3	(0.4)			Schweiz	-2.2	(6.1)	20.7	(5.5)	-2.2	(2.8)	-4.8	(3.0)	-9.0	(8.1)	1.6	(6.0)	-0.3	(2.3)	3.1	(4.1)	14.1	(4.6)	-6.0	(3.2)	-0.6	(0.1)			Türkei	-0.9	(10.9)	3.9	(10.3)	-3.1	(5.7)	-0.6	(4.5)	6.2	(10.7)	5.3	(8.9)	1.7	(3.4)	22.5	(6.3)	-1.9	(5.9)	-16.7	(7.1)	-1.3	(0.2)			Ver. Königreich	-21.3	(8.7)	14.4	(8.5)	-3.5	(3.6)	8.6	(4.4)	25.3	(8.0)	8.0	(4.5)	-1.3	(1.8)	10.3	(5.2)	-10.7	(5.9)	4.3	(5.3)	-1.7	(0.8)			Ver. Staaten	-4.0	(8.1)	26.9	(8.0)	-7.1	(4.1)	5.1	(3.1)	9.8	(8.4)	11.0	(4.8)	-4.0	(2.0)	2.8	(4.5)	11.6	(5.6)	15.2	(8.4)	-0.7	(0.3)			OECD-Durchschnitt	2.9	(1.7)	14.4	(1.3)	-3.6	(0.7)	7.2	(0.7)	-0.1	(1.6)	6.0	(1.6)	-2.1	(0.6)	5.3	(1.4)	1.0	(1.4)	-7.7	(2.0)	-0.6	(0.1)			Partnerländer																								Albanien	-7.7	(12.7)	-0.4	(8.8)	-0.9	(5.5)	-3.9	(5.3)	13.8	(12.7)	14.5	(8.1)	6.7	(4.1)	-11.1	(6.0)	13.3	(7.8)	-6.3	(8.4)	-1.6	(0.4)			Argentinien	-5.9	(12.6)	7.8	(8.5)	-5.3	(4.7)	-0.8	(5.0)	1.8	(11.7)	7.4	(12.0)	1.7	(5.6)	13.0	(10.2)	18.4	(8.3)	-14.0	(9.3)	-1.0	(0.1)			Aserbaidschan	1.3	(14.0)	38.1	(13.2)	-8.5	(4.4)	9.2	(4.1)	7.5	(9.3)	-34.0	(8.7)	-0.5	(3.2)	-8.4	(7.8)	19.6	(8.6)	-0.9	(8.3)	-2.6	(1.0)			Braziliens	7.4	(7.1)	8.5	(6.7)	-5.8	(2.9)	6.4	(2.8)	-15.1	(7.2)	-2.4	(6.8)	5.2	(2.0)	3.0	(6.0)	14.4	(5.6)	2.8	(4.9)	-0.8	(0.1)			Bulgarien	-1.5	(9.9)	6.2	(10.3)	-6.3	(5.4)	10.8	(5.1)	15.3	(12.1)	13.8	(12.4)	0.8	(4.3)	13.8	(9.4)	-2.0	(9.7)	-3.3	(10.7)	-0.3	(0.2)			Kolumbien	-10.3	(7.6)	6.4	(7.8)	0.8	(3.2)	3.1	(2.4)	1.7	(8.0)	2.1	(6.0)	-3.5	(2.0)	2.8	(5.3)	-0.5	(4.8)	-12.1	(5.8)	-0.6	(0.2)			Kroatien	1.4	(8.9)	15.7	(5.7)	-5.0	(2.9)	8.4	(3.0)	33.8	(8.4)	20.0	(8.9)	-3.0	(3.0)	28.4	(6.2)	2.6	(5.1)	0.1	(5.1)	-1.7	(0.5)			Dubai (VAE)	7.1	(11.3)	24.7	(6.1)	4.1	(4.2)	3.2	(4.0)	-5.3	(8.4)	-0.2	(6.0)	-3.6	(2.9)	7.8	(6.9)	-12.5	(6.4)	-7.2	(7.0)	-0.6	(0.2)			Hongkong (China)	21.5	(11.5)	36.2	(8.8)	0.4	(4.3)	5.4	(2.9)	-12.4	(10.3)	7.2	(14.1)	-6.4	(2.2)	4.1	(6.5)	3.7	(5.3)	-3.1	(7.5)	-0.6	(0.2)			Indonesien	-18.8	(11.5)	-9.4	(7.9)	0.1	(4.4)	11.4	(4.6)	-18.1	(8.5)	-2.1	(6.4)	-4.3	(2.9)	0.2	(5.1)	11.7	(3.7)	-1.9	(6.6)	-0.3	(0.2)			Jordanien	17.9	(14.1)	19.4	(8.0)	0.8	(4.0)	2.1	(3.4)	-9.9	(10.8)	-1.0	(6.4)	4.3	(2.9)	6.1	(6.4)	12.6	(6.1)	-2.7	(6.0)	-0.8	(0.4)			Kasachstan	-42.2	(12.0)	12.5	(9.2)	4.9	(5.4)	0.5	(4.0)	37.2	(7.9)	17.1	(8.8)	-2.7	(4.3)	9.3	(6.6)	2.7	(12.2)	-7.2	(6.3)	-0.4	(1.2)			Kirgisistan	-30.1	(9.0)	12.3	(13.2)	5.1	(3.8)	2.8	(3.5)	-4.5	(9.6)	-1.3	(6.0)	-3.3	(2.9)	-11.9	(5.5)	5.5	(5.5)	14.8	(6.0)	0.0	(0.6)			Lettland	21.7	(8.7)	7.0	(6.4)	-9.7	(3.8)	12.0	(3.0)	-10.4	(6.6)	20.7	(5.8)	3.0	(3.1)	-1.0	(5.2)	2.8	(6.5)	-4.4	(5.4)	-0.5	(0.2)			Litauen	1.4	(6.7)	21.5	(6.9)	-7.9	(3.6)	4.8	(3.7)	-4.9	(8.9)	14.9	(9.0)	-2.1	(3.4)	8.8	(7.6)	10.6	(8.5)	-11.1	(6.3)	-0.8	(0.4)			Macau (China)	c	c	c	c	c	c	c	c	c	c	c	c	c	c	c	c	c	c	c	c	c	c			Montenegro	c	c	c	c	c	c	c	c	c	c	c	c	c	c	c	c	c	c	c	c	c	c			Panama	-5.1	(9.9)	51.8	(10.1)	0.6	(5.6)	0.5	(5.8)	7.7	(12.0)	2.2	(9.4)	-0.5	(3.5)	-11.4	(6.4)	16.1	(7.0)	22.6	(10.6)	-0.4	(0.2)			Peru	-2.7	(8.1)	17.1	(13.6)	0.4	(4.0)	0.1	(4.0)	13.0	(10.3)	3.3	(7.6)	1.2	(3.2)	14.5	(6.9)	-6.0	(6.5)	-9.8	(5.8)	-0.9	(0.2)			Katar	10.3	(10.0)	34.2	(10.9)	-0.7	(6.0)	3.4	(6.1)	7.5	(11.0)	12.4	(8.2)	4.1	(3.																																																																																																																																																																																																																																
Frankreich	w	w	w	w	w	w	w	w	w	w	w	w	w	w	w	w	w	w	w	w	w	w			Deutschland	-3.0	(10.7)	-0.4	(11.3)	-15.5	(5.2)	25.2	(6.0)	46.6	(13.3)	-20.2	(15.4)	-3.8	(4.6)	16.3	(7.1)	8.3	(6.9)	-5.3	(9.4)	0.1	(0.2)			Griechenland	21.6	(18.4)	24.4	(10.9)	-8.8	(5.7)	14.4	(6.4)	0.3	(11.8)	-1.6	(13.6)	-1.2	(4.8)	-11.7	(16.6)	6.5	(8.6)	-113.4	(46.6)	-0.3	(0.2)			Ungarn	2.9	(10.5)	9.5	(8.6)	-2.7	(5.1)	10.2	(4.6)	0.8	(9.9)	4.2	(11.7)	-3.5	(3.9)	15.1	(13.2)	0.0	(8.2)	-3.3	(14.5)	-0.8	(0.2)			Island	13.6	(6.6)	18.7	(9.7)	-6.8	(4.4)	7.4	(5.4)	-0.5	(8.4)	-2.7	(8.2)	-1.2	(3.4)	c	c	c	c	-15.0	(7.4)	-1.2	(1.3)			Irland	35.6	(12.8)	16.6	(6.1)	-0.8	(4.0)	10.5	(5.7)	-13.9	(11.1)	5.3	(5.7)	1.6	(3.5)	-7.7	(5.8)	c	c	-12.5	(11.7)	-1.2	(0.4)			Israel	17.8	(11.4)	7.6	(8.4)	-6.1	(5.4)	4.8	(5.1)	-59.6	(11.0)	4.2	(6.3)	-14.3	(4.5)	-14.4	(6.4)	-25.1	(9.9)	5.4	(9.6)	-0.1	(0.4)			Italien	-19.0	(6.8)	28.8	(4.7)	-4.6	(3.3)	11.8	(3.2)	12.4	(7.5)	20.6	(5.8)	-6.8	(2.6)	-2.7	(4.2)	14.5	(4.7)	-1.2	(4.9)	-0.5	(0.2)			Japan	47.8	(14.5)	26.3	(8.8)	-3.5	(3.6)	12.3	(4.3)	-4.5	(9.4)	6.3	(6.9)	-0.8	(3.0)	-16.1	(9.4)	-5.8	(8.1)	-6.9	(7.7)	c	c			Korea	-0.1	(15.4)	25.8	(8.2)	-9.0	(4.8)	12.8	(3.4)	-39.0	(12.3)	17.8	(5.9)	-2.1	(2.5)	14.3	(4.9)	2.1	(7.9)	-12.8	(10.2)	c	c			Luxemburg	c	c	c	c	c	c	c	c	c	c	c	c	c	c	c	c	c	c	c	c	c	c			Mexiko	4.3	(6.9)	19.1	(7.1)	-2.4	(2.8)	5.9	(3.0)	13.8	(6.0)	-1.9	(5.7)	1.5	(1.8)	2.9	(4.0)	0.4	(3.4)	-5.2	(4.9)	-0.3	(0.1)			Niederlande	-17.1	(16.3)	26.4	(11.3)	-11.3	(5.0)	14.1	(4.8)	1.9	(13.1)	5.8	(9.5)	1.2	(4.3)	12.8	(8.7)	-14.8	(7.5)	-0.8	(5.3)	0.1	(0.2)			Neuseeland	-4.7	(9.3)	31.6	(7.6)	-6.2	(3.9)	9.7	(3.2)	-14.8	(7.7)	27.7	(5.1)	-1.7	(2.4)	6.7	(5.8)	-19.9	(13.9)	0.7	(8.4)	-0.5	(0.6)			Norwegen	4.0	(8.1)	8.4	(6.3)	-1.2	(3.7)	-0.8	(3.7)	3.8	(8.1)	15.0	(4.2)	-2.3	(3.8)	15.3	(7.8)	c	c	2.8	(9.1)	c	c			Polen	-4.5	(7.9)	4.0	(5.5)	4.2	(2.3)	-3.3	(2.8)	-1.6	(8.2)	4.0	(5.8)	-5.5	(2.8)	4.9	(5.7)	4.7	(5.4)	-0.2	(7.9)	-1.5	(0.2)			Portugal	-4.0	(10.1)	10.2	(6.2)	-0.1	(3.1)	-0.3	(2.9)	-8.6	(8.4)	10.4	(7.0)	1.1	(3.0)	-45.3	(14.7)	c	c	3.9	(7.4)	-0.6	(0.1)			Slowak. Rep.	5.7	(9.0)	14.3	(7.1)	-5.3	(4.1)	7.5	(3.9)	3.6	(8.4)	0.5	(8.6)	-3.3	(3.8)	1.7	(7.8)	-9.9	(5.5)	-7.3	(7.5)	-1.0	(0.3)			Slowenien	-8.2	(8.4)	8.4	(6.1)	0.9	(4.1)	4.4	(3.7)	14.2	(8.1)	8.5	(5.8)	0.0	(2.9)	11.1	(5.8)	2.4	(5.5)	-16.9	(10.2)	-0.3	(0.2)			Spanien	-14.9	(4.5)	11.0	(3.6)	-0.8	(2.1)	3.5	(2.0)	3.4	(4.2)	2.9	(5.0)	0.7	(1.6)	10.1	(7.1)	4.2	(5.0)	5.7	(4.7)	-0.9	(0.1)			Schweden	2.1	(8.2)	4.9	(6.6)	-3.3	(2.9)	5.2	(3.9)	19.1	(9.3)	6.1	(5.2)	-9.7	(2.6)	4.8	(8.3)	14.8	(11.8)	-0.5	(8.4)	-0.3	(0.4)			Schweiz	-2.2	(6.1)	20.7	(5.5)	-2.2	(2.8)	-4.8	(3.0)	-9.0	(8.1)	1.6	(6.0)	-0.3	(2.3)	3.1	(4.1)	14.1	(4.6)	-6.0	(3.2)	-0.6	(0.1)			Türkei	-0.9	(10.9)	3.9	(10.3)	-3.1	(5.7)	-0.6	(4.5)	6.2	(10.7)	5.3	(8.9)	1.7	(3.4)	22.5	(6.3)	-1.9	(5.9)	-16.7	(7.1)	-1.3	(0.2)			Ver. Königreich	-21.3	(8.7)	14.4	(8.5)	-3.5	(3.6)	8.6	(4.4)	25.3	(8.0)	8.0	(4.5)	-1.3	(1.8)	10.3	(5.2)	-10.7	(5.9)	4.3	(5.3)	-1.7	(0.8)			Ver. Staaten	-4.0	(8.1)	26.9	(8.0)	-7.1	(4.1)	5.1	(3.1)	9.8	(8.4)	11.0	(4.8)	-4.0	(2.0)	2.8	(4.5)	11.6	(5.6)	15.2	(8.4)	-0.7	(0.3)			OECD-Durchschnitt	2.9	(1.7)	14.4	(1.3)	-3.6	(0.7)	7.2	(0.7)	-0.1	(1.6)	6.0	(1.6)	-2.1	(0.6)	5.3	(1.4)	1.0	(1.4)	-7.7	(2.0)	-0.6	(0.1)			Partnerländer																								Albanien	-7.7	(12.7)	-0.4	(8.8)	-0.9	(5.5)	-3.9	(5.3)	13.8	(12.7)	14.5	(8.1)	6.7	(4.1)	-11.1	(6.0)	13.3	(7.8)	-6.3	(8.4)	-1.6	(0.4)			Argentinien	-5.9	(12.6)	7.8	(8.5)	-5.3	(4.7)	-0.8	(5.0)	1.8	(11.7)	7.4	(12.0)	1.7	(5.6)	13.0	(10.2)	18.4	(8.3)	-14.0	(9.3)	-1.0	(0.1)			Aserbaidschan	1.3	(14.0)	38.1	(13.2)	-8.5	(4.4)	9.2	(4.1)	7.5	(9.3)	-34.0	(8.7)	-0.5	(3.2)	-8.4	(7.8)	19.6	(8.6)	-0.9	(8.3)	-2.6	(1.0)			Braziliens	7.4	(7.1)	8.5	(6.7)	-5.8	(2.9)	6.4	(2.8)	-15.1	(7.2)	-2.4	(6.8)	5.2	(2.0)	3.0	(6.0)	14.4	(5.6)	2.8	(4.9)	-0.8	(0.1)			Bulgarien	-1.5	(9.9)	6.2	(10.3)	-6.3	(5.4)	10.8	(5.1)	15.3	(12.1)	13.8	(12.4)	0.8	(4.3)	13.8	(9.4)	-2.0	(9.7)	-3.3	(10.7)	-0.3	(0.2)			Kolumbien	-10.3	(7.6)	6.4	(7.8)	0.8	(3.2)	3.1	(2.4)	1.7	(8.0)	2.1	(6.0)	-3.5	(2.0)	2.8	(5.3)	-0.5	(4.8)	-12.1	(5.8)	-0.6	(0.2)			Kroatien	1.4	(8.9)	15.7	(5.7)	-5.0	(2.9)	8.4	(3.0)	33.8	(8.4)	20.0	(8.9)	-3.0	(3.0)	28.4	(6.2)	2.6	(5.1)	0.1	(5.1)	-1.7	(0.5)			Dubai (VAE)	7.1	(11.3)	24.7	(6.1)	4.1	(4.2)	3.2	(4.0)	-5.3	(8.4)	-0.2	(6.0)	-3.6	(2.9)	7.8	(6.9)	-12.5	(6.4)	-7.2	(7.0)	-0.6	(0.2)			Hongkong (China)	21.5	(11.5)	36.2	(8.8)	0.4	(4.3)	5.4	(2.9)	-12.4	(10.3)	7.2	(14.1)	-6.4	(2.2)	4.1	(6.5)	3.7	(5.3)	-3.1	(7.5)	-0.6	(0.2)			Indonesien	-18.8	(11.5)	-9.4	(7.9)	0.1	(4.4)	11.4	(4.6)	-18.1	(8.5)	-2.1	(6.4)	-4.3	(2.9)	0.2	(5.1)	11.7	(3.7)	-1.9	(6.6)	-0.3	(0.2)			Jordanien	17.9	(14.1)	19.4	(8.0)	0.8	(4.0)	2.1	(3.4)	-9.9	(10.8)	-1.0	(6.4)	4.3	(2.9)	6.1	(6.4)	12.6	(6.1)	-2.7	(6.0)	-0.8	(0.4)			Kasachstan	-42.2	(12.0)	12.5	(9.2)	4.9	(5.4)	0.5	(4.0)	37.2	(7.9)	17.1	(8.8)	-2.7	(4.3)	9.3	(6.6)	2.7	(12.2)	-7.2	(6.3)	-0.4	(1.2)			Kirgisistan	-30.1	(9.0)	12.3	(13.2)	5.1	(3.8)	2.8	(3.5)	-4.5	(9.6)	-1.3	(6.0)	-3.3	(2.9)	-11.9	(5.5)	5.5	(5.5)	14.8	(6.0)	0.0	(0.6)			Lettland	21.7	(8.7)	7.0	(6.4)	-9.7	(3.8)	12.0	(3.0)	-10.4	(6.6)	20.7	(5.8)	3.0	(3.1)	-1.0	(5.2)	2.8	(6.5)	-4.4	(5.4)	-0.5	(0.2)			Litauen	1.4	(6.7)	21.5	(6.9)	-7.9	(3.6)	4.8	(3.7)	-4.9	(8.9)	14.9	(9.0)	-2.1	(3.4)	8.8	(7.6)	10.6	(8.5)	-11.1	(6.3)	-0.8	(0.4)			Macau (China)	c	c	c	c	c	c	c	c	c	c	c	c	c	c	c	c	c	c	c	c	c	c			Montenegro	c	c	c	c	c	c	c	c	c	c	c	c	c	c	c	c	c	c	c	c	c	c			Panama	-5.1	(9.9)	51.8	(10.1)	0.6	(5.6)	0.5	(5.8)	7.7	(12.0)	2.2	(9.4)	-0.5	(3.5)	-11.4	(6.4)	16.1	(7.0)	22.6	(10.6)	-0.4	(0.2)			Peru	-2.7	(8.1)	17.1	(13.6)	0.4	(4.0)	0.1	(4.0)	13.0	(10.3)	3.3	(7.6)	1.2	(3.2)	14.5	(6.9)	-6.0	(6.5)	-9.8	(5.8)	-0.9	(0.2)			Katar	10.3	(10.0)	34.2	(10.9)	-0.7	(6.0)	3.4	(6.1)	7.5	(11.0)	12.4	(8.2)	4.1	(3.																																																																																																																																																																																																																																																									
Deutschland	-3.0	(10.7)	-0.4	(11.3)	-15.5	(5.2)	25.2	(6.0)	46.6	(13.3)	-20.2	(15.4)	-3.8	(4.6)	16.3	(7.1)	8.3	(6.9)	-5.3	(9.4)	0.1	(0.2)			Griechenland	21.6	(18.4)	24.4	(10.9)	-8.8	(5.7)	14.4	(6.4)	0.3	(11.8)	-1.6	(13.6)	-1.2	(4.8)	-11.7	(16.6)	6.5	(8.6)	-113.4	(46.6)	-0.3	(0.2)			Ungarn	2.9	(10.5)	9.5	(8.6)	-2.7	(5.1)	10.2	(4.6)	0.8	(9.9)	4.2	(11.7)	-3.5	(3.9)	15.1	(13.2)	0.0	(8.2)	-3.3	(14.5)	-0.8	(0.2)			Island	13.6	(6.6)	18.7	(9.7)	-6.8	(4.4)	7.4	(5.4)	-0.5	(8.4)	-2.7	(8.2)	-1.2	(3.4)	c	c	c	c	-15.0	(7.4)	-1.2	(1.3)			Irland	35.6	(12.8)	16.6	(6.1)	-0.8	(4.0)	10.5	(5.7)	-13.9	(11.1)	5.3	(5.7)	1.6	(3.5)	-7.7	(5.8)	c	c	-12.5	(11.7)	-1.2	(0.4)			Israel	17.8	(11.4)	7.6	(8.4)	-6.1	(5.4)	4.8	(5.1)	-59.6	(11.0)	4.2	(6.3)	-14.3	(4.5)	-14.4	(6.4)	-25.1	(9.9)	5.4	(9.6)	-0.1	(0.4)			Italien	-19.0	(6.8)	28.8	(4.7)	-4.6	(3.3)	11.8	(3.2)	12.4	(7.5)	20.6	(5.8)	-6.8	(2.6)	-2.7	(4.2)	14.5	(4.7)	-1.2	(4.9)	-0.5	(0.2)			Japan	47.8	(14.5)	26.3	(8.8)	-3.5	(3.6)	12.3	(4.3)	-4.5	(9.4)	6.3	(6.9)	-0.8	(3.0)	-16.1	(9.4)	-5.8	(8.1)	-6.9	(7.7)	c	c			Korea	-0.1	(15.4)	25.8	(8.2)	-9.0	(4.8)	12.8	(3.4)	-39.0	(12.3)	17.8	(5.9)	-2.1	(2.5)	14.3	(4.9)	2.1	(7.9)	-12.8	(10.2)	c	c			Luxemburg	c	c	c	c	c	c	c	c	c	c	c	c	c	c	c	c	c	c	c	c	c	c			Mexiko	4.3	(6.9)	19.1	(7.1)	-2.4	(2.8)	5.9	(3.0)	13.8	(6.0)	-1.9	(5.7)	1.5	(1.8)	2.9	(4.0)	0.4	(3.4)	-5.2	(4.9)	-0.3	(0.1)			Niederlande	-17.1	(16.3)	26.4	(11.3)	-11.3	(5.0)	14.1	(4.8)	1.9	(13.1)	5.8	(9.5)	1.2	(4.3)	12.8	(8.7)	-14.8	(7.5)	-0.8	(5.3)	0.1	(0.2)			Neuseeland	-4.7	(9.3)	31.6	(7.6)	-6.2	(3.9)	9.7	(3.2)	-14.8	(7.7)	27.7	(5.1)	-1.7	(2.4)	6.7	(5.8)	-19.9	(13.9)	0.7	(8.4)	-0.5	(0.6)			Norwegen	4.0	(8.1)	8.4	(6.3)	-1.2	(3.7)	-0.8	(3.7)	3.8	(8.1)	15.0	(4.2)	-2.3	(3.8)	15.3	(7.8)	c	c	2.8	(9.1)	c	c			Polen	-4.5	(7.9)	4.0	(5.5)	4.2	(2.3)	-3.3	(2.8)	-1.6	(8.2)	4.0	(5.8)	-5.5	(2.8)	4.9	(5.7)	4.7	(5.4)	-0.2	(7.9)	-1.5	(0.2)			Portugal	-4.0	(10.1)	10.2	(6.2)	-0.1	(3.1)	-0.3	(2.9)	-8.6	(8.4)	10.4	(7.0)	1.1	(3.0)	-45.3	(14.7)	c	c	3.9	(7.4)	-0.6	(0.1)			Slowak. Rep.	5.7	(9.0)	14.3	(7.1)	-5.3	(4.1)	7.5	(3.9)	3.6	(8.4)	0.5	(8.6)	-3.3	(3.8)	1.7	(7.8)	-9.9	(5.5)	-7.3	(7.5)	-1.0	(0.3)			Slowenien	-8.2	(8.4)	8.4	(6.1)	0.9	(4.1)	4.4	(3.7)	14.2	(8.1)	8.5	(5.8)	0.0	(2.9)	11.1	(5.8)	2.4	(5.5)	-16.9	(10.2)	-0.3	(0.2)			Spanien	-14.9	(4.5)	11.0	(3.6)	-0.8	(2.1)	3.5	(2.0)	3.4	(4.2)	2.9	(5.0)	0.7	(1.6)	10.1	(7.1)	4.2	(5.0)	5.7	(4.7)	-0.9	(0.1)			Schweden	2.1	(8.2)	4.9	(6.6)	-3.3	(2.9)	5.2	(3.9)	19.1	(9.3)	6.1	(5.2)	-9.7	(2.6)	4.8	(8.3)	14.8	(11.8)	-0.5	(8.4)	-0.3	(0.4)			Schweiz	-2.2	(6.1)	20.7	(5.5)	-2.2	(2.8)	-4.8	(3.0)	-9.0	(8.1)	1.6	(6.0)	-0.3	(2.3)	3.1	(4.1)	14.1	(4.6)	-6.0	(3.2)	-0.6	(0.1)			Türkei	-0.9	(10.9)	3.9	(10.3)	-3.1	(5.7)	-0.6	(4.5)	6.2	(10.7)	5.3	(8.9)	1.7	(3.4)	22.5	(6.3)	-1.9	(5.9)	-16.7	(7.1)	-1.3	(0.2)			Ver. Königreich	-21.3	(8.7)	14.4	(8.5)	-3.5	(3.6)	8.6	(4.4)	25.3	(8.0)	8.0	(4.5)	-1.3	(1.8)	10.3	(5.2)	-10.7	(5.9)	4.3	(5.3)	-1.7	(0.8)			Ver. Staaten	-4.0	(8.1)	26.9	(8.0)	-7.1	(4.1)	5.1	(3.1)	9.8	(8.4)	11.0	(4.8)	-4.0	(2.0)	2.8	(4.5)	11.6	(5.6)	15.2	(8.4)	-0.7	(0.3)			OECD-Durchschnitt	2.9	(1.7)	14.4	(1.3)	-3.6	(0.7)	7.2	(0.7)	-0.1	(1.6)	6.0	(1.6)	-2.1	(0.6)	5.3	(1.4)	1.0	(1.4)	-7.7	(2.0)	-0.6	(0.1)			Partnerländer																								Albanien	-7.7	(12.7)	-0.4	(8.8)	-0.9	(5.5)	-3.9	(5.3)	13.8	(12.7)	14.5	(8.1)	6.7	(4.1)	-11.1	(6.0)	13.3	(7.8)	-6.3	(8.4)	-1.6	(0.4)			Argentinien	-5.9	(12.6)	7.8	(8.5)	-5.3	(4.7)	-0.8	(5.0)	1.8	(11.7)	7.4	(12.0)	1.7	(5.6)	13.0	(10.2)	18.4	(8.3)	-14.0	(9.3)	-1.0	(0.1)			Aserbaidschan	1.3	(14.0)	38.1	(13.2)	-8.5	(4.4)	9.2	(4.1)	7.5	(9.3)	-34.0	(8.7)	-0.5	(3.2)	-8.4	(7.8)	19.6	(8.6)	-0.9	(8.3)	-2.6	(1.0)			Braziliens	7.4	(7.1)	8.5	(6.7)	-5.8	(2.9)	6.4	(2.8)	-15.1	(7.2)	-2.4	(6.8)	5.2	(2.0)	3.0	(6.0)	14.4	(5.6)	2.8	(4.9)	-0.8	(0.1)			Bulgarien	-1.5	(9.9)	6.2	(10.3)	-6.3	(5.4)	10.8	(5.1)	15.3	(12.1)	13.8	(12.4)	0.8	(4.3)	13.8	(9.4)	-2.0	(9.7)	-3.3	(10.7)	-0.3	(0.2)			Kolumbien	-10.3	(7.6)	6.4	(7.8)	0.8	(3.2)	3.1	(2.4)	1.7	(8.0)	2.1	(6.0)	-3.5	(2.0)	2.8	(5.3)	-0.5	(4.8)	-12.1	(5.8)	-0.6	(0.2)			Kroatien	1.4	(8.9)	15.7	(5.7)	-5.0	(2.9)	8.4	(3.0)	33.8	(8.4)	20.0	(8.9)	-3.0	(3.0)	28.4	(6.2)	2.6	(5.1)	0.1	(5.1)	-1.7	(0.5)			Dubai (VAE)	7.1	(11.3)	24.7	(6.1)	4.1	(4.2)	3.2	(4.0)	-5.3	(8.4)	-0.2	(6.0)	-3.6	(2.9)	7.8	(6.9)	-12.5	(6.4)	-7.2	(7.0)	-0.6	(0.2)			Hongkong (China)	21.5	(11.5)	36.2	(8.8)	0.4	(4.3)	5.4	(2.9)	-12.4	(10.3)	7.2	(14.1)	-6.4	(2.2)	4.1	(6.5)	3.7	(5.3)	-3.1	(7.5)	-0.6	(0.2)			Indonesien	-18.8	(11.5)	-9.4	(7.9)	0.1	(4.4)	11.4	(4.6)	-18.1	(8.5)	-2.1	(6.4)	-4.3	(2.9)	0.2	(5.1)	11.7	(3.7)	-1.9	(6.6)	-0.3	(0.2)			Jordanien	17.9	(14.1)	19.4	(8.0)	0.8	(4.0)	2.1	(3.4)	-9.9	(10.8)	-1.0	(6.4)	4.3	(2.9)	6.1	(6.4)	12.6	(6.1)	-2.7	(6.0)	-0.8	(0.4)			Kasachstan	-42.2	(12.0)	12.5	(9.2)	4.9	(5.4)	0.5	(4.0)	37.2	(7.9)	17.1	(8.8)	-2.7	(4.3)	9.3	(6.6)	2.7	(12.2)	-7.2	(6.3)	-0.4	(1.2)			Kirgisistan	-30.1	(9.0)	12.3	(13.2)	5.1	(3.8)	2.8	(3.5)	-4.5	(9.6)	-1.3	(6.0)	-3.3	(2.9)	-11.9	(5.5)	5.5	(5.5)	14.8	(6.0)	0.0	(0.6)			Lettland	21.7	(8.7)	7.0	(6.4)	-9.7	(3.8)	12.0	(3.0)	-10.4	(6.6)	20.7	(5.8)	3.0	(3.1)	-1.0	(5.2)	2.8	(6.5)	-4.4	(5.4)	-0.5	(0.2)			Litauen	1.4	(6.7)	21.5	(6.9)	-7.9	(3.6)	4.8	(3.7)	-4.9	(8.9)	14.9	(9.0)	-2.1	(3.4)	8.8	(7.6)	10.6	(8.5)	-11.1	(6.3)	-0.8	(0.4)			Macau (China)	c	c	c	c	c	c	c	c	c	c	c	c	c	c	c	c	c	c	c	c	c	c			Montenegro	c	c	c	c	c	c	c	c	c	c	c	c	c	c	c	c	c	c	c	c	c	c			Panama	-5.1	(9.9)	51.8	(10.1)	0.6	(5.6)	0.5	(5.8)	7.7	(12.0)	2.2	(9.4)	-0.5	(3.5)	-11.4	(6.4)	16.1	(7.0)	22.6	(10.6)	-0.4	(0.2)			Peru	-2.7	(8.1)	17.1	(13.6)	0.4	(4.0)	0.1	(4.0)	13.0	(10.3)	3.3	(7.6)	1.2	(3.2)	14.5	(6.9)	-6.0	(6.5)	-9.8	(5.8)	-0.9	(0.2)			Katar	10.3	(10.0)	34.2	(10.9)	-0.7	(6.0)	3.4	(6.1)	7.5	(11.0)	12.4	(8.2)	4.1	(3.																																																																																																																																																																																																																																																																																		
Griechenland	21.6	(18.4)	24.4	(10.9)	-8.8	(5.7)	14.4	(6.4)	0.3	(11.8)	-1.6	(13.6)	-1.2	(4.8)	-11.7	(16.6)	6.5	(8.6)	-113.4	(46.6)	-0.3	(0.2)			Ungarn	2.9	(10.5)	9.5	(8.6)	-2.7	(5.1)	10.2	(4.6)	0.8	(9.9)	4.2	(11.7)	-3.5	(3.9)	15.1	(13.2)	0.0	(8.2)	-3.3	(14.5)	-0.8	(0.2)			Island	13.6	(6.6)	18.7	(9.7)	-6.8	(4.4)	7.4	(5.4)	-0.5	(8.4)	-2.7	(8.2)	-1.2	(3.4)	c	c	c	c	-15.0	(7.4)	-1.2	(1.3)			Irland	35.6	(12.8)	16.6	(6.1)	-0.8	(4.0)	10.5	(5.7)	-13.9	(11.1)	5.3	(5.7)	1.6	(3.5)	-7.7	(5.8)	c	c	-12.5	(11.7)	-1.2	(0.4)			Israel	17.8	(11.4)	7.6	(8.4)	-6.1	(5.4)	4.8	(5.1)	-59.6	(11.0)	4.2	(6.3)	-14.3	(4.5)	-14.4	(6.4)	-25.1	(9.9)	5.4	(9.6)	-0.1	(0.4)			Italien	-19.0	(6.8)	28.8	(4.7)	-4.6	(3.3)	11.8	(3.2)	12.4	(7.5)	20.6	(5.8)	-6.8	(2.6)	-2.7	(4.2)	14.5	(4.7)	-1.2	(4.9)	-0.5	(0.2)			Japan	47.8	(14.5)	26.3	(8.8)	-3.5	(3.6)	12.3	(4.3)	-4.5	(9.4)	6.3	(6.9)	-0.8	(3.0)	-16.1	(9.4)	-5.8	(8.1)	-6.9	(7.7)	c	c			Korea	-0.1	(15.4)	25.8	(8.2)	-9.0	(4.8)	12.8	(3.4)	-39.0	(12.3)	17.8	(5.9)	-2.1	(2.5)	14.3	(4.9)	2.1	(7.9)	-12.8	(10.2)	c	c			Luxemburg	c	c	c	c	c	c	c	c	c	c	c	c	c	c	c	c	c	c	c	c	c	c			Mexiko	4.3	(6.9)	19.1	(7.1)	-2.4	(2.8)	5.9	(3.0)	13.8	(6.0)	-1.9	(5.7)	1.5	(1.8)	2.9	(4.0)	0.4	(3.4)	-5.2	(4.9)	-0.3	(0.1)			Niederlande	-17.1	(16.3)	26.4	(11.3)	-11.3	(5.0)	14.1	(4.8)	1.9	(13.1)	5.8	(9.5)	1.2	(4.3)	12.8	(8.7)	-14.8	(7.5)	-0.8	(5.3)	0.1	(0.2)			Neuseeland	-4.7	(9.3)	31.6	(7.6)	-6.2	(3.9)	9.7	(3.2)	-14.8	(7.7)	27.7	(5.1)	-1.7	(2.4)	6.7	(5.8)	-19.9	(13.9)	0.7	(8.4)	-0.5	(0.6)			Norwegen	4.0	(8.1)	8.4	(6.3)	-1.2	(3.7)	-0.8	(3.7)	3.8	(8.1)	15.0	(4.2)	-2.3	(3.8)	15.3	(7.8)	c	c	2.8	(9.1)	c	c			Polen	-4.5	(7.9)	4.0	(5.5)	4.2	(2.3)	-3.3	(2.8)	-1.6	(8.2)	4.0	(5.8)	-5.5	(2.8)	4.9	(5.7)	4.7	(5.4)	-0.2	(7.9)	-1.5	(0.2)			Portugal	-4.0	(10.1)	10.2	(6.2)	-0.1	(3.1)	-0.3	(2.9)	-8.6	(8.4)	10.4	(7.0)	1.1	(3.0)	-45.3	(14.7)	c	c	3.9	(7.4)	-0.6	(0.1)			Slowak. Rep.	5.7	(9.0)	14.3	(7.1)	-5.3	(4.1)	7.5	(3.9)	3.6	(8.4)	0.5	(8.6)	-3.3	(3.8)	1.7	(7.8)	-9.9	(5.5)	-7.3	(7.5)	-1.0	(0.3)			Slowenien	-8.2	(8.4)	8.4	(6.1)	0.9	(4.1)	4.4	(3.7)	14.2	(8.1)	8.5	(5.8)	0.0	(2.9)	11.1	(5.8)	2.4	(5.5)	-16.9	(10.2)	-0.3	(0.2)			Spanien	-14.9	(4.5)	11.0	(3.6)	-0.8	(2.1)	3.5	(2.0)	3.4	(4.2)	2.9	(5.0)	0.7	(1.6)	10.1	(7.1)	4.2	(5.0)	5.7	(4.7)	-0.9	(0.1)			Schweden	2.1	(8.2)	4.9	(6.6)	-3.3	(2.9)	5.2	(3.9)	19.1	(9.3)	6.1	(5.2)	-9.7	(2.6)	4.8	(8.3)	14.8	(11.8)	-0.5	(8.4)	-0.3	(0.4)			Schweiz	-2.2	(6.1)	20.7	(5.5)	-2.2	(2.8)	-4.8	(3.0)	-9.0	(8.1)	1.6	(6.0)	-0.3	(2.3)	3.1	(4.1)	14.1	(4.6)	-6.0	(3.2)	-0.6	(0.1)			Türkei	-0.9	(10.9)	3.9	(10.3)	-3.1	(5.7)	-0.6	(4.5)	6.2	(10.7)	5.3	(8.9)	1.7	(3.4)	22.5	(6.3)	-1.9	(5.9)	-16.7	(7.1)	-1.3	(0.2)			Ver. Königreich	-21.3	(8.7)	14.4	(8.5)	-3.5	(3.6)	8.6	(4.4)	25.3	(8.0)	8.0	(4.5)	-1.3	(1.8)	10.3	(5.2)	-10.7	(5.9)	4.3	(5.3)	-1.7	(0.8)			Ver. Staaten	-4.0	(8.1)	26.9	(8.0)	-7.1	(4.1)	5.1	(3.1)	9.8	(8.4)	11.0	(4.8)	-4.0	(2.0)	2.8	(4.5)	11.6	(5.6)	15.2	(8.4)	-0.7	(0.3)			OECD-Durchschnitt	2.9	(1.7)	14.4	(1.3)	-3.6	(0.7)	7.2	(0.7)	-0.1	(1.6)	6.0	(1.6)	-2.1	(0.6)	5.3	(1.4)	1.0	(1.4)	-7.7	(2.0)	-0.6	(0.1)			Partnerländer																								Albanien	-7.7	(12.7)	-0.4	(8.8)	-0.9	(5.5)	-3.9	(5.3)	13.8	(12.7)	14.5	(8.1)	6.7	(4.1)	-11.1	(6.0)	13.3	(7.8)	-6.3	(8.4)	-1.6	(0.4)			Argentinien	-5.9	(12.6)	7.8	(8.5)	-5.3	(4.7)	-0.8	(5.0)	1.8	(11.7)	7.4	(12.0)	1.7	(5.6)	13.0	(10.2)	18.4	(8.3)	-14.0	(9.3)	-1.0	(0.1)			Aserbaidschan	1.3	(14.0)	38.1	(13.2)	-8.5	(4.4)	9.2	(4.1)	7.5	(9.3)	-34.0	(8.7)	-0.5	(3.2)	-8.4	(7.8)	19.6	(8.6)	-0.9	(8.3)	-2.6	(1.0)			Braziliens	7.4	(7.1)	8.5	(6.7)	-5.8	(2.9)	6.4	(2.8)	-15.1	(7.2)	-2.4	(6.8)	5.2	(2.0)	3.0	(6.0)	14.4	(5.6)	2.8	(4.9)	-0.8	(0.1)			Bulgarien	-1.5	(9.9)	6.2	(10.3)	-6.3	(5.4)	10.8	(5.1)	15.3	(12.1)	13.8	(12.4)	0.8	(4.3)	13.8	(9.4)	-2.0	(9.7)	-3.3	(10.7)	-0.3	(0.2)			Kolumbien	-10.3	(7.6)	6.4	(7.8)	0.8	(3.2)	3.1	(2.4)	1.7	(8.0)	2.1	(6.0)	-3.5	(2.0)	2.8	(5.3)	-0.5	(4.8)	-12.1	(5.8)	-0.6	(0.2)			Kroatien	1.4	(8.9)	15.7	(5.7)	-5.0	(2.9)	8.4	(3.0)	33.8	(8.4)	20.0	(8.9)	-3.0	(3.0)	28.4	(6.2)	2.6	(5.1)	0.1	(5.1)	-1.7	(0.5)			Dubai (VAE)	7.1	(11.3)	24.7	(6.1)	4.1	(4.2)	3.2	(4.0)	-5.3	(8.4)	-0.2	(6.0)	-3.6	(2.9)	7.8	(6.9)	-12.5	(6.4)	-7.2	(7.0)	-0.6	(0.2)			Hongkong (China)	21.5	(11.5)	36.2	(8.8)	0.4	(4.3)	5.4	(2.9)	-12.4	(10.3)	7.2	(14.1)	-6.4	(2.2)	4.1	(6.5)	3.7	(5.3)	-3.1	(7.5)	-0.6	(0.2)			Indonesien	-18.8	(11.5)	-9.4	(7.9)	0.1	(4.4)	11.4	(4.6)	-18.1	(8.5)	-2.1	(6.4)	-4.3	(2.9)	0.2	(5.1)	11.7	(3.7)	-1.9	(6.6)	-0.3	(0.2)			Jordanien	17.9	(14.1)	19.4	(8.0)	0.8	(4.0)	2.1	(3.4)	-9.9	(10.8)	-1.0	(6.4)	4.3	(2.9)	6.1	(6.4)	12.6	(6.1)	-2.7	(6.0)	-0.8	(0.4)			Kasachstan	-42.2	(12.0)	12.5	(9.2)	4.9	(5.4)	0.5	(4.0)	37.2	(7.9)	17.1	(8.8)	-2.7	(4.3)	9.3	(6.6)	2.7	(12.2)	-7.2	(6.3)	-0.4	(1.2)			Kirgisistan	-30.1	(9.0)	12.3	(13.2)	5.1	(3.8)	2.8	(3.5)	-4.5	(9.6)	-1.3	(6.0)	-3.3	(2.9)	-11.9	(5.5)	5.5	(5.5)	14.8	(6.0)	0.0	(0.6)			Lettland	21.7	(8.7)	7.0	(6.4)	-9.7	(3.8)	12.0	(3.0)	-10.4	(6.6)	20.7	(5.8)	3.0	(3.1)	-1.0	(5.2)	2.8	(6.5)	-4.4	(5.4)	-0.5	(0.2)			Litauen	1.4	(6.7)	21.5	(6.9)	-7.9	(3.6)	4.8	(3.7)	-4.9	(8.9)	14.9	(9.0)	-2.1	(3.4)	8.8	(7.6)	10.6	(8.5)	-11.1	(6.3)	-0.8	(0.4)			Macau (China)	c	c	c	c	c	c	c	c	c	c	c	c	c	c	c	c	c	c	c	c	c	c			Montenegro	c	c	c	c	c	c	c	c	c	c	c	c	c	c	c	c	c	c	c	c	c	c			Panama	-5.1	(9.9)	51.8	(10.1)	0.6	(5.6)	0.5	(5.8)	7.7	(12.0)	2.2	(9.4)	-0.5	(3.5)	-11.4	(6.4)	16.1	(7.0)	22.6	(10.6)	-0.4	(0.2)			Peru	-2.7	(8.1)	17.1	(13.6)	0.4	(4.0)	0.1	(4.0)	13.0	(10.3)	3.3	(7.6)	1.2	(3.2)	14.5	(6.9)	-6.0	(6.5)	-9.8	(5.8)	-0.9	(0.2)			Katar	10.3	(10.0)	34.2	(10.9)	-0.7	(6.0)	3.4	(6.1)	7.5	(11.0)	12.4	(8.2)	4.1	(3.																																																																																																																																																																																																																																																																																																											
Ungarn	2.9	(10.5)	9.5	(8.6)	-2.7	(5.1)	10.2	(4.6)	0.8	(9.9)	4.2	(11.7)	-3.5	(3.9)	15.1	(13.2)	0.0	(8.2)	-3.3	(14.5)	-0.8	(0.2)			Island	13.6	(6.6)	18.7	(9.7)	-6.8	(4.4)	7.4	(5.4)	-0.5	(8.4)	-2.7	(8.2)	-1.2	(3.4)	c	c	c	c	-15.0	(7.4)	-1.2	(1.3)			Irland	35.6	(12.8)	16.6	(6.1)	-0.8	(4.0)	10.5	(5.7)	-13.9	(11.1)	5.3	(5.7)	1.6	(3.5)	-7.7	(5.8)	c	c	-12.5	(11.7)	-1.2	(0.4)			Israel	17.8	(11.4)	7.6	(8.4)	-6.1	(5.4)	4.8	(5.1)	-59.6	(11.0)	4.2	(6.3)	-14.3	(4.5)	-14.4	(6.4)	-25.1	(9.9)	5.4	(9.6)	-0.1	(0.4)			Italien	-19.0	(6.8)	28.8	(4.7)	-4.6	(3.3)	11.8	(3.2)	12.4	(7.5)	20.6	(5.8)	-6.8	(2.6)	-2.7	(4.2)	14.5	(4.7)	-1.2	(4.9)	-0.5	(0.2)			Japan	47.8	(14.5)	26.3	(8.8)	-3.5	(3.6)	12.3	(4.3)	-4.5	(9.4)	6.3	(6.9)	-0.8	(3.0)	-16.1	(9.4)	-5.8	(8.1)	-6.9	(7.7)	c	c			Korea	-0.1	(15.4)	25.8	(8.2)	-9.0	(4.8)	12.8	(3.4)	-39.0	(12.3)	17.8	(5.9)	-2.1	(2.5)	14.3	(4.9)	2.1	(7.9)	-12.8	(10.2)	c	c			Luxemburg	c	c	c	c	c	c	c	c	c	c	c	c	c	c	c	c	c	c	c	c	c	c			Mexiko	4.3	(6.9)	19.1	(7.1)	-2.4	(2.8)	5.9	(3.0)	13.8	(6.0)	-1.9	(5.7)	1.5	(1.8)	2.9	(4.0)	0.4	(3.4)	-5.2	(4.9)	-0.3	(0.1)			Niederlande	-17.1	(16.3)	26.4	(11.3)	-11.3	(5.0)	14.1	(4.8)	1.9	(13.1)	5.8	(9.5)	1.2	(4.3)	12.8	(8.7)	-14.8	(7.5)	-0.8	(5.3)	0.1	(0.2)			Neuseeland	-4.7	(9.3)	31.6	(7.6)	-6.2	(3.9)	9.7	(3.2)	-14.8	(7.7)	27.7	(5.1)	-1.7	(2.4)	6.7	(5.8)	-19.9	(13.9)	0.7	(8.4)	-0.5	(0.6)			Norwegen	4.0	(8.1)	8.4	(6.3)	-1.2	(3.7)	-0.8	(3.7)	3.8	(8.1)	15.0	(4.2)	-2.3	(3.8)	15.3	(7.8)	c	c	2.8	(9.1)	c	c			Polen	-4.5	(7.9)	4.0	(5.5)	4.2	(2.3)	-3.3	(2.8)	-1.6	(8.2)	4.0	(5.8)	-5.5	(2.8)	4.9	(5.7)	4.7	(5.4)	-0.2	(7.9)	-1.5	(0.2)			Portugal	-4.0	(10.1)	10.2	(6.2)	-0.1	(3.1)	-0.3	(2.9)	-8.6	(8.4)	10.4	(7.0)	1.1	(3.0)	-45.3	(14.7)	c	c	3.9	(7.4)	-0.6	(0.1)			Slowak. Rep.	5.7	(9.0)	14.3	(7.1)	-5.3	(4.1)	7.5	(3.9)	3.6	(8.4)	0.5	(8.6)	-3.3	(3.8)	1.7	(7.8)	-9.9	(5.5)	-7.3	(7.5)	-1.0	(0.3)			Slowenien	-8.2	(8.4)	8.4	(6.1)	0.9	(4.1)	4.4	(3.7)	14.2	(8.1)	8.5	(5.8)	0.0	(2.9)	11.1	(5.8)	2.4	(5.5)	-16.9	(10.2)	-0.3	(0.2)			Spanien	-14.9	(4.5)	11.0	(3.6)	-0.8	(2.1)	3.5	(2.0)	3.4	(4.2)	2.9	(5.0)	0.7	(1.6)	10.1	(7.1)	4.2	(5.0)	5.7	(4.7)	-0.9	(0.1)			Schweden	2.1	(8.2)	4.9	(6.6)	-3.3	(2.9)	5.2	(3.9)	19.1	(9.3)	6.1	(5.2)	-9.7	(2.6)	4.8	(8.3)	14.8	(11.8)	-0.5	(8.4)	-0.3	(0.4)			Schweiz	-2.2	(6.1)	20.7	(5.5)	-2.2	(2.8)	-4.8	(3.0)	-9.0	(8.1)	1.6	(6.0)	-0.3	(2.3)	3.1	(4.1)	14.1	(4.6)	-6.0	(3.2)	-0.6	(0.1)			Türkei	-0.9	(10.9)	3.9	(10.3)	-3.1	(5.7)	-0.6	(4.5)	6.2	(10.7)	5.3	(8.9)	1.7	(3.4)	22.5	(6.3)	-1.9	(5.9)	-16.7	(7.1)	-1.3	(0.2)			Ver. Königreich	-21.3	(8.7)	14.4	(8.5)	-3.5	(3.6)	8.6	(4.4)	25.3	(8.0)	8.0	(4.5)	-1.3	(1.8)	10.3	(5.2)	-10.7	(5.9)	4.3	(5.3)	-1.7	(0.8)			Ver. Staaten	-4.0	(8.1)	26.9	(8.0)	-7.1	(4.1)	5.1	(3.1)	9.8	(8.4)	11.0	(4.8)	-4.0	(2.0)	2.8	(4.5)	11.6	(5.6)	15.2	(8.4)	-0.7	(0.3)			OECD-Durchschnitt	2.9	(1.7)	14.4	(1.3)	-3.6	(0.7)	7.2	(0.7)	-0.1	(1.6)	6.0	(1.6)	-2.1	(0.6)	5.3	(1.4)	1.0	(1.4)	-7.7	(2.0)	-0.6	(0.1)			Partnerländer																								Albanien	-7.7	(12.7)	-0.4	(8.8)	-0.9	(5.5)	-3.9	(5.3)	13.8	(12.7)	14.5	(8.1)	6.7	(4.1)	-11.1	(6.0)	13.3	(7.8)	-6.3	(8.4)	-1.6	(0.4)			Argentinien	-5.9	(12.6)	7.8	(8.5)	-5.3	(4.7)	-0.8	(5.0)	1.8	(11.7)	7.4	(12.0)	1.7	(5.6)	13.0	(10.2)	18.4	(8.3)	-14.0	(9.3)	-1.0	(0.1)			Aserbaidschan	1.3	(14.0)	38.1	(13.2)	-8.5	(4.4)	9.2	(4.1)	7.5	(9.3)	-34.0	(8.7)	-0.5	(3.2)	-8.4	(7.8)	19.6	(8.6)	-0.9	(8.3)	-2.6	(1.0)			Braziliens	7.4	(7.1)	8.5	(6.7)	-5.8	(2.9)	6.4	(2.8)	-15.1	(7.2)	-2.4	(6.8)	5.2	(2.0)	3.0	(6.0)	14.4	(5.6)	2.8	(4.9)	-0.8	(0.1)			Bulgarien	-1.5	(9.9)	6.2	(10.3)	-6.3	(5.4)	10.8	(5.1)	15.3	(12.1)	13.8	(12.4)	0.8	(4.3)	13.8	(9.4)	-2.0	(9.7)	-3.3	(10.7)	-0.3	(0.2)			Kolumbien	-10.3	(7.6)	6.4	(7.8)	0.8	(3.2)	3.1	(2.4)	1.7	(8.0)	2.1	(6.0)	-3.5	(2.0)	2.8	(5.3)	-0.5	(4.8)	-12.1	(5.8)	-0.6	(0.2)			Kroatien	1.4	(8.9)	15.7	(5.7)	-5.0	(2.9)	8.4	(3.0)	33.8	(8.4)	20.0	(8.9)	-3.0	(3.0)	28.4	(6.2)	2.6	(5.1)	0.1	(5.1)	-1.7	(0.5)			Dubai (VAE)	7.1	(11.3)	24.7	(6.1)	4.1	(4.2)	3.2	(4.0)	-5.3	(8.4)	-0.2	(6.0)	-3.6	(2.9)	7.8	(6.9)	-12.5	(6.4)	-7.2	(7.0)	-0.6	(0.2)			Hongkong (China)	21.5	(11.5)	36.2	(8.8)	0.4	(4.3)	5.4	(2.9)	-12.4	(10.3)	7.2	(14.1)	-6.4	(2.2)	4.1	(6.5)	3.7	(5.3)	-3.1	(7.5)	-0.6	(0.2)			Indonesien	-18.8	(11.5)	-9.4	(7.9)	0.1	(4.4)	11.4	(4.6)	-18.1	(8.5)	-2.1	(6.4)	-4.3	(2.9)	0.2	(5.1)	11.7	(3.7)	-1.9	(6.6)	-0.3	(0.2)			Jordanien	17.9	(14.1)	19.4	(8.0)	0.8	(4.0)	2.1	(3.4)	-9.9	(10.8)	-1.0	(6.4)	4.3	(2.9)	6.1	(6.4)	12.6	(6.1)	-2.7	(6.0)	-0.8	(0.4)			Kasachstan	-42.2	(12.0)	12.5	(9.2)	4.9	(5.4)	0.5	(4.0)	37.2	(7.9)	17.1	(8.8)	-2.7	(4.3)	9.3	(6.6)	2.7	(12.2)	-7.2	(6.3)	-0.4	(1.2)			Kirgisistan	-30.1	(9.0)	12.3	(13.2)	5.1	(3.8)	2.8	(3.5)	-4.5	(9.6)	-1.3	(6.0)	-3.3	(2.9)	-11.9	(5.5)	5.5	(5.5)	14.8	(6.0)	0.0	(0.6)			Lettland	21.7	(8.7)	7.0	(6.4)	-9.7	(3.8)	12.0	(3.0)	-10.4	(6.6)	20.7	(5.8)	3.0	(3.1)	-1.0	(5.2)	2.8	(6.5)	-4.4	(5.4)	-0.5	(0.2)			Litauen	1.4	(6.7)	21.5	(6.9)	-7.9	(3.6)	4.8	(3.7)	-4.9	(8.9)	14.9	(9.0)	-2.1	(3.4)	8.8	(7.6)	10.6	(8.5)	-11.1	(6.3)	-0.8	(0.4)			Macau (China)	c	c	c	c	c	c	c	c	c	c	c	c	c	c	c	c	c	c	c	c	c	c			Montenegro	c	c	c	c	c	c	c	c	c	c	c	c	c	c	c	c	c	c	c	c	c	c			Panama	-5.1	(9.9)	51.8	(10.1)	0.6	(5.6)	0.5	(5.8)	7.7	(12.0)	2.2	(9.4)	-0.5	(3.5)	-11.4	(6.4)	16.1	(7.0)	22.6	(10.6)	-0.4	(0.2)			Peru	-2.7	(8.1)	17.1	(13.6)	0.4	(4.0)	0.1	(4.0)	13.0	(10.3)	3.3	(7.6)	1.2	(3.2)	14.5	(6.9)	-6.0	(6.5)	-9.8	(5.8)	-0.9	(0.2)			Katar	10.3	(10.0)	34.2	(10.9)	-0.7	(6.0)	3.4	(6.1)	7.5	(11.0)	12.4	(8.2)	4.1	(3.																																																																																																																																																																																																																																																																																																																																				
Island	13.6	(6.6)	18.7	(9.7)	-6.8	(4.4)	7.4	(5.4)	-0.5	(8.4)	-2.7	(8.2)	-1.2	(3.4)	c	c	c	c	-15.0	(7.4)	-1.2	(1.3)			Irland	35.6	(12.8)	16.6	(6.1)	-0.8	(4.0)	10.5	(5.7)	-13.9	(11.1)	5.3	(5.7)	1.6	(3.5)	-7.7	(5.8)	c	c	-12.5	(11.7)	-1.2	(0.4)			Israel	17.8	(11.4)	7.6	(8.4)	-6.1	(5.4)	4.8	(5.1)	-59.6	(11.0)	4.2	(6.3)	-14.3	(4.5)	-14.4	(6.4)	-25.1	(9.9)	5.4	(9.6)	-0.1	(0.4)			Italien	-19.0	(6.8)	28.8	(4.7)	-4.6	(3.3)	11.8	(3.2)	12.4	(7.5)	20.6	(5.8)	-6.8	(2.6)	-2.7	(4.2)	14.5	(4.7)	-1.2	(4.9)	-0.5	(0.2)			Japan	47.8	(14.5)	26.3	(8.8)	-3.5	(3.6)	12.3	(4.3)	-4.5	(9.4)	6.3	(6.9)	-0.8	(3.0)	-16.1	(9.4)	-5.8	(8.1)	-6.9	(7.7)	c	c			Korea	-0.1	(15.4)	25.8	(8.2)	-9.0	(4.8)	12.8	(3.4)	-39.0	(12.3)	17.8	(5.9)	-2.1	(2.5)	14.3	(4.9)	2.1	(7.9)	-12.8	(10.2)	c	c			Luxemburg	c	c	c	c	c	c	c	c	c	c	c	c	c	c	c	c	c	c	c	c	c	c			Mexiko	4.3	(6.9)	19.1	(7.1)	-2.4	(2.8)	5.9	(3.0)	13.8	(6.0)	-1.9	(5.7)	1.5	(1.8)	2.9	(4.0)	0.4	(3.4)	-5.2	(4.9)	-0.3	(0.1)			Niederlande	-17.1	(16.3)	26.4	(11.3)	-11.3	(5.0)	14.1	(4.8)	1.9	(13.1)	5.8	(9.5)	1.2	(4.3)	12.8	(8.7)	-14.8	(7.5)	-0.8	(5.3)	0.1	(0.2)			Neuseeland	-4.7	(9.3)	31.6	(7.6)	-6.2	(3.9)	9.7	(3.2)	-14.8	(7.7)	27.7	(5.1)	-1.7	(2.4)	6.7	(5.8)	-19.9	(13.9)	0.7	(8.4)	-0.5	(0.6)			Norwegen	4.0	(8.1)	8.4	(6.3)	-1.2	(3.7)	-0.8	(3.7)	3.8	(8.1)	15.0	(4.2)	-2.3	(3.8)	15.3	(7.8)	c	c	2.8	(9.1)	c	c			Polen	-4.5	(7.9)	4.0	(5.5)	4.2	(2.3)	-3.3	(2.8)	-1.6	(8.2)	4.0	(5.8)	-5.5	(2.8)	4.9	(5.7)	4.7	(5.4)	-0.2	(7.9)	-1.5	(0.2)			Portugal	-4.0	(10.1)	10.2	(6.2)	-0.1	(3.1)	-0.3	(2.9)	-8.6	(8.4)	10.4	(7.0)	1.1	(3.0)	-45.3	(14.7)	c	c	3.9	(7.4)	-0.6	(0.1)			Slowak. Rep.	5.7	(9.0)	14.3	(7.1)	-5.3	(4.1)	7.5	(3.9)	3.6	(8.4)	0.5	(8.6)	-3.3	(3.8)	1.7	(7.8)	-9.9	(5.5)	-7.3	(7.5)	-1.0	(0.3)			Slowenien	-8.2	(8.4)	8.4	(6.1)	0.9	(4.1)	4.4	(3.7)	14.2	(8.1)	8.5	(5.8)	0.0	(2.9)	11.1	(5.8)	2.4	(5.5)	-16.9	(10.2)	-0.3	(0.2)			Spanien	-14.9	(4.5)	11.0	(3.6)	-0.8	(2.1)	3.5	(2.0)	3.4	(4.2)	2.9	(5.0)	0.7	(1.6)	10.1	(7.1)	4.2	(5.0)	5.7	(4.7)	-0.9	(0.1)			Schweden	2.1	(8.2)	4.9	(6.6)	-3.3	(2.9)	5.2	(3.9)	19.1	(9.3)	6.1	(5.2)	-9.7	(2.6)	4.8	(8.3)	14.8	(11.8)	-0.5	(8.4)	-0.3	(0.4)			Schweiz	-2.2	(6.1)	20.7	(5.5)	-2.2	(2.8)	-4.8	(3.0)	-9.0	(8.1)	1.6	(6.0)	-0.3	(2.3)	3.1	(4.1)	14.1	(4.6)	-6.0	(3.2)	-0.6	(0.1)			Türkei	-0.9	(10.9)	3.9	(10.3)	-3.1	(5.7)	-0.6	(4.5)	6.2	(10.7)	5.3	(8.9)	1.7	(3.4)	22.5	(6.3)	-1.9	(5.9)	-16.7	(7.1)	-1.3	(0.2)			Ver. Königreich	-21.3	(8.7)	14.4	(8.5)	-3.5	(3.6)	8.6	(4.4)	25.3	(8.0)	8.0	(4.5)	-1.3	(1.8)	10.3	(5.2)	-10.7	(5.9)	4.3	(5.3)	-1.7	(0.8)			Ver. Staaten	-4.0	(8.1)	26.9	(8.0)	-7.1	(4.1)	5.1	(3.1)	9.8	(8.4)	11.0	(4.8)	-4.0	(2.0)	2.8	(4.5)	11.6	(5.6)	15.2	(8.4)	-0.7	(0.3)			OECD-Durchschnitt	2.9	(1.7)	14.4	(1.3)	-3.6	(0.7)	7.2	(0.7)	-0.1	(1.6)	6.0	(1.6)	-2.1	(0.6)	5.3	(1.4)	1.0	(1.4)	-7.7	(2.0)	-0.6	(0.1)			Partnerländer																								Albanien	-7.7	(12.7)	-0.4	(8.8)	-0.9	(5.5)	-3.9	(5.3)	13.8	(12.7)	14.5	(8.1)	6.7	(4.1)	-11.1	(6.0)	13.3	(7.8)	-6.3	(8.4)	-1.6	(0.4)			Argentinien	-5.9	(12.6)	7.8	(8.5)	-5.3	(4.7)	-0.8	(5.0)	1.8	(11.7)	7.4	(12.0)	1.7	(5.6)	13.0	(10.2)	18.4	(8.3)	-14.0	(9.3)	-1.0	(0.1)			Aserbaidschan	1.3	(14.0)	38.1	(13.2)	-8.5	(4.4)	9.2	(4.1)	7.5	(9.3)	-34.0	(8.7)	-0.5	(3.2)	-8.4	(7.8)	19.6	(8.6)	-0.9	(8.3)	-2.6	(1.0)			Braziliens	7.4	(7.1)	8.5	(6.7)	-5.8	(2.9)	6.4	(2.8)	-15.1	(7.2)	-2.4	(6.8)	5.2	(2.0)	3.0	(6.0)	14.4	(5.6)	2.8	(4.9)	-0.8	(0.1)			Bulgarien	-1.5	(9.9)	6.2	(10.3)	-6.3	(5.4)	10.8	(5.1)	15.3	(12.1)	13.8	(12.4)	0.8	(4.3)	13.8	(9.4)	-2.0	(9.7)	-3.3	(10.7)	-0.3	(0.2)			Kolumbien	-10.3	(7.6)	6.4	(7.8)	0.8	(3.2)	3.1	(2.4)	1.7	(8.0)	2.1	(6.0)	-3.5	(2.0)	2.8	(5.3)	-0.5	(4.8)	-12.1	(5.8)	-0.6	(0.2)			Kroatien	1.4	(8.9)	15.7	(5.7)	-5.0	(2.9)	8.4	(3.0)	33.8	(8.4)	20.0	(8.9)	-3.0	(3.0)	28.4	(6.2)	2.6	(5.1)	0.1	(5.1)	-1.7	(0.5)			Dubai (VAE)	7.1	(11.3)	24.7	(6.1)	4.1	(4.2)	3.2	(4.0)	-5.3	(8.4)	-0.2	(6.0)	-3.6	(2.9)	7.8	(6.9)	-12.5	(6.4)	-7.2	(7.0)	-0.6	(0.2)			Hongkong (China)	21.5	(11.5)	36.2	(8.8)	0.4	(4.3)	5.4	(2.9)	-12.4	(10.3)	7.2	(14.1)	-6.4	(2.2)	4.1	(6.5)	3.7	(5.3)	-3.1	(7.5)	-0.6	(0.2)			Indonesien	-18.8	(11.5)	-9.4	(7.9)	0.1	(4.4)	11.4	(4.6)	-18.1	(8.5)	-2.1	(6.4)	-4.3	(2.9)	0.2	(5.1)	11.7	(3.7)	-1.9	(6.6)	-0.3	(0.2)			Jordanien	17.9	(14.1)	19.4	(8.0)	0.8	(4.0)	2.1	(3.4)	-9.9	(10.8)	-1.0	(6.4)	4.3	(2.9)	6.1	(6.4)	12.6	(6.1)	-2.7	(6.0)	-0.8	(0.4)			Kasachstan	-42.2	(12.0)	12.5	(9.2)	4.9	(5.4)	0.5	(4.0)	37.2	(7.9)	17.1	(8.8)	-2.7	(4.3)	9.3	(6.6)	2.7	(12.2)	-7.2	(6.3)	-0.4	(1.2)			Kirgisistan	-30.1	(9.0)	12.3	(13.2)	5.1	(3.8)	2.8	(3.5)	-4.5	(9.6)	-1.3	(6.0)	-3.3	(2.9)	-11.9	(5.5)	5.5	(5.5)	14.8	(6.0)	0.0	(0.6)			Lettland	21.7	(8.7)	7.0	(6.4)	-9.7	(3.8)	12.0	(3.0)	-10.4	(6.6)	20.7	(5.8)	3.0	(3.1)	-1.0	(5.2)	2.8	(6.5)	-4.4	(5.4)	-0.5	(0.2)			Litauen	1.4	(6.7)	21.5	(6.9)	-7.9	(3.6)	4.8	(3.7)	-4.9	(8.9)	14.9	(9.0)	-2.1	(3.4)	8.8	(7.6)	10.6	(8.5)	-11.1	(6.3)	-0.8	(0.4)			Macau (China)	c	c	c	c	c	c	c	c	c	c	c	c	c	c	c	c	c	c	c	c	c	c			Montenegro	c	c	c	c	c	c	c	c	c	c	c	c	c	c	c	c	c	c	c	c	c	c			Panama	-5.1	(9.9)	51.8	(10.1)	0.6	(5.6)	0.5	(5.8)	7.7	(12.0)	2.2	(9.4)	-0.5	(3.5)	-11.4	(6.4)	16.1	(7.0)	22.6	(10.6)	-0.4	(0.2)			Peru	-2.7	(8.1)	17.1	(13.6)	0.4	(4.0)	0.1	(4.0)	13.0	(10.3)	3.3	(7.6)	1.2	(3.2)	14.5	(6.9)	-6.0	(6.5)	-9.8	(5.8)	-0.9	(0.2)			Katar	10.3	(10.0)	34.2	(10.9)	-0.7	(6.0)	3.4	(6.1)	7.5	(11.0)	12.4	(8.2)	4.1	(3.																																																																																																																																																																																																																																																																																																																																																													
Irland	35.6	(12.8)	16.6	(6.1)	-0.8	(4.0)	10.5	(5.7)	-13.9	(11.1)	5.3	(5.7)	1.6	(3.5)	-7.7	(5.8)	c	c	-12.5	(11.7)	-1.2	(0.4)			Israel	17.8	(11.4)	7.6	(8.4)	-6.1	(5.4)	4.8	(5.1)	-59.6	(11.0)	4.2	(6.3)	-14.3	(4.5)	-14.4	(6.4)	-25.1	(9.9)	5.4	(9.6)	-0.1	(0.4)			Italien	-19.0	(6.8)	28.8	(4.7)	-4.6	(3.3)	11.8	(3.2)	12.4	(7.5)	20.6	(5.8)	-6.8	(2.6)	-2.7	(4.2)	14.5	(4.7)	-1.2	(4.9)	-0.5	(0.2)			Japan	47.8	(14.5)	26.3	(8.8)	-3.5	(3.6)	12.3	(4.3)	-4.5	(9.4)	6.3	(6.9)	-0.8	(3.0)	-16.1	(9.4)	-5.8	(8.1)	-6.9	(7.7)	c	c			Korea	-0.1	(15.4)	25.8	(8.2)	-9.0	(4.8)	12.8	(3.4)	-39.0	(12.3)	17.8	(5.9)	-2.1	(2.5)	14.3	(4.9)	2.1	(7.9)	-12.8	(10.2)	c	c			Luxemburg	c	c	c	c	c	c	c	c	c	c	c	c	c	c	c	c	c	c	c	c	c	c			Mexiko	4.3	(6.9)	19.1	(7.1)	-2.4	(2.8)	5.9	(3.0)	13.8	(6.0)	-1.9	(5.7)	1.5	(1.8)	2.9	(4.0)	0.4	(3.4)	-5.2	(4.9)	-0.3	(0.1)			Niederlande	-17.1	(16.3)	26.4	(11.3)	-11.3	(5.0)	14.1	(4.8)	1.9	(13.1)	5.8	(9.5)	1.2	(4.3)	12.8	(8.7)	-14.8	(7.5)	-0.8	(5.3)	0.1	(0.2)			Neuseeland	-4.7	(9.3)	31.6	(7.6)	-6.2	(3.9)	9.7	(3.2)	-14.8	(7.7)	27.7	(5.1)	-1.7	(2.4)	6.7	(5.8)	-19.9	(13.9)	0.7	(8.4)	-0.5	(0.6)			Norwegen	4.0	(8.1)	8.4	(6.3)	-1.2	(3.7)	-0.8	(3.7)	3.8	(8.1)	15.0	(4.2)	-2.3	(3.8)	15.3	(7.8)	c	c	2.8	(9.1)	c	c			Polen	-4.5	(7.9)	4.0	(5.5)	4.2	(2.3)	-3.3	(2.8)	-1.6	(8.2)	4.0	(5.8)	-5.5	(2.8)	4.9	(5.7)	4.7	(5.4)	-0.2	(7.9)	-1.5	(0.2)			Portugal	-4.0	(10.1)	10.2	(6.2)	-0.1	(3.1)	-0.3	(2.9)	-8.6	(8.4)	10.4	(7.0)	1.1	(3.0)	-45.3	(14.7)	c	c	3.9	(7.4)	-0.6	(0.1)			Slowak. Rep.	5.7	(9.0)	14.3	(7.1)	-5.3	(4.1)	7.5	(3.9)	3.6	(8.4)	0.5	(8.6)	-3.3	(3.8)	1.7	(7.8)	-9.9	(5.5)	-7.3	(7.5)	-1.0	(0.3)			Slowenien	-8.2	(8.4)	8.4	(6.1)	0.9	(4.1)	4.4	(3.7)	14.2	(8.1)	8.5	(5.8)	0.0	(2.9)	11.1	(5.8)	2.4	(5.5)	-16.9	(10.2)	-0.3	(0.2)			Spanien	-14.9	(4.5)	11.0	(3.6)	-0.8	(2.1)	3.5	(2.0)	3.4	(4.2)	2.9	(5.0)	0.7	(1.6)	10.1	(7.1)	4.2	(5.0)	5.7	(4.7)	-0.9	(0.1)			Schweden	2.1	(8.2)	4.9	(6.6)	-3.3	(2.9)	5.2	(3.9)	19.1	(9.3)	6.1	(5.2)	-9.7	(2.6)	4.8	(8.3)	14.8	(11.8)	-0.5	(8.4)	-0.3	(0.4)			Schweiz	-2.2	(6.1)	20.7	(5.5)	-2.2	(2.8)	-4.8	(3.0)	-9.0	(8.1)	1.6	(6.0)	-0.3	(2.3)	3.1	(4.1)	14.1	(4.6)	-6.0	(3.2)	-0.6	(0.1)			Türkei	-0.9	(10.9)	3.9	(10.3)	-3.1	(5.7)	-0.6	(4.5)	6.2	(10.7)	5.3	(8.9)	1.7	(3.4)	22.5	(6.3)	-1.9	(5.9)	-16.7	(7.1)	-1.3	(0.2)			Ver. Königreich	-21.3	(8.7)	14.4	(8.5)	-3.5	(3.6)	8.6	(4.4)	25.3	(8.0)	8.0	(4.5)	-1.3	(1.8)	10.3	(5.2)	-10.7	(5.9)	4.3	(5.3)	-1.7	(0.8)			Ver. Staaten	-4.0	(8.1)	26.9	(8.0)	-7.1	(4.1)	5.1	(3.1)	9.8	(8.4)	11.0	(4.8)	-4.0	(2.0)	2.8	(4.5)	11.6	(5.6)	15.2	(8.4)	-0.7	(0.3)			OECD-Durchschnitt	2.9	(1.7)	14.4	(1.3)	-3.6	(0.7)	7.2	(0.7)	-0.1	(1.6)	6.0	(1.6)	-2.1	(0.6)	5.3	(1.4)	1.0	(1.4)	-7.7	(2.0)	-0.6	(0.1)			Partnerländer																								Albanien	-7.7	(12.7)	-0.4	(8.8)	-0.9	(5.5)	-3.9	(5.3)	13.8	(12.7)	14.5	(8.1)	6.7	(4.1)	-11.1	(6.0)	13.3	(7.8)	-6.3	(8.4)	-1.6	(0.4)			Argentinien	-5.9	(12.6)	7.8	(8.5)	-5.3	(4.7)	-0.8	(5.0)	1.8	(11.7)	7.4	(12.0)	1.7	(5.6)	13.0	(10.2)	18.4	(8.3)	-14.0	(9.3)	-1.0	(0.1)			Aserbaidschan	1.3	(14.0)	38.1	(13.2)	-8.5	(4.4)	9.2	(4.1)	7.5	(9.3)	-34.0	(8.7)	-0.5	(3.2)	-8.4	(7.8)	19.6	(8.6)	-0.9	(8.3)	-2.6	(1.0)			Braziliens	7.4	(7.1)	8.5	(6.7)	-5.8	(2.9)	6.4	(2.8)	-15.1	(7.2)	-2.4	(6.8)	5.2	(2.0)	3.0	(6.0)	14.4	(5.6)	2.8	(4.9)	-0.8	(0.1)			Bulgarien	-1.5	(9.9)	6.2	(10.3)	-6.3	(5.4)	10.8	(5.1)	15.3	(12.1)	13.8	(12.4)	0.8	(4.3)	13.8	(9.4)	-2.0	(9.7)	-3.3	(10.7)	-0.3	(0.2)			Kolumbien	-10.3	(7.6)	6.4	(7.8)	0.8	(3.2)	3.1	(2.4)	1.7	(8.0)	2.1	(6.0)	-3.5	(2.0)	2.8	(5.3)	-0.5	(4.8)	-12.1	(5.8)	-0.6	(0.2)			Kroatien	1.4	(8.9)	15.7	(5.7)	-5.0	(2.9)	8.4	(3.0)	33.8	(8.4)	20.0	(8.9)	-3.0	(3.0)	28.4	(6.2)	2.6	(5.1)	0.1	(5.1)	-1.7	(0.5)			Dubai (VAE)	7.1	(11.3)	24.7	(6.1)	4.1	(4.2)	3.2	(4.0)	-5.3	(8.4)	-0.2	(6.0)	-3.6	(2.9)	7.8	(6.9)	-12.5	(6.4)	-7.2	(7.0)	-0.6	(0.2)			Hongkong (China)	21.5	(11.5)	36.2	(8.8)	0.4	(4.3)	5.4	(2.9)	-12.4	(10.3)	7.2	(14.1)	-6.4	(2.2)	4.1	(6.5)	3.7	(5.3)	-3.1	(7.5)	-0.6	(0.2)			Indonesien	-18.8	(11.5)	-9.4	(7.9)	0.1	(4.4)	11.4	(4.6)	-18.1	(8.5)	-2.1	(6.4)	-4.3	(2.9)	0.2	(5.1)	11.7	(3.7)	-1.9	(6.6)	-0.3	(0.2)			Jordanien	17.9	(14.1)	19.4	(8.0)	0.8	(4.0)	2.1	(3.4)	-9.9	(10.8)	-1.0	(6.4)	4.3	(2.9)	6.1	(6.4)	12.6	(6.1)	-2.7	(6.0)	-0.8	(0.4)			Kasachstan	-42.2	(12.0)	12.5	(9.2)	4.9	(5.4)	0.5	(4.0)	37.2	(7.9)	17.1	(8.8)	-2.7	(4.3)	9.3	(6.6)	2.7	(12.2)	-7.2	(6.3)	-0.4	(1.2)			Kirgisistan	-30.1	(9.0)	12.3	(13.2)	5.1	(3.8)	2.8	(3.5)	-4.5	(9.6)	-1.3	(6.0)	-3.3	(2.9)	-11.9	(5.5)	5.5	(5.5)	14.8	(6.0)	0.0	(0.6)			Lettland	21.7	(8.7)	7.0	(6.4)	-9.7	(3.8)	12.0	(3.0)	-10.4	(6.6)	20.7	(5.8)	3.0	(3.1)	-1.0	(5.2)	2.8	(6.5)	-4.4	(5.4)	-0.5	(0.2)			Litauen	1.4	(6.7)	21.5	(6.9)	-7.9	(3.6)	4.8	(3.7)	-4.9	(8.9)	14.9	(9.0)	-2.1	(3.4)	8.8	(7.6)	10.6	(8.5)	-11.1	(6.3)	-0.8	(0.4)			Macau (China)	c	c	c	c	c	c	c	c	c	c	c	c	c	c	c	c	c	c	c	c	c	c			Montenegro	c	c	c	c	c	c	c	c	c	c	c	c	c	c	c	c	c	c	c	c	c	c			Panama	-5.1	(9.9)	51.8	(10.1)	0.6	(5.6)	0.5	(5.8)	7.7	(12.0)	2.2	(9.4)	-0.5	(3.5)	-11.4	(6.4)	16.1	(7.0)	22.6	(10.6)	-0.4	(0.2)			Peru	-2.7	(8.1)	17.1	(13.6)	0.4	(4.0)	0.1	(4.0)	13.0	(10.3)	3.3	(7.6)	1.2	(3.2)	14.5	(6.9)	-6.0	(6.5)	-9.8	(5.8)	-0.9	(0.2)			Katar	10.3	(10.0)	34.2	(10.9)	-0.7	(6.0)	3.4	(6.1)	7.5	(11.0)	12.4	(8.2)	4.1	(3.																																																																																																																																																																																																																																																																																																																																																																																						
Israel	17.8	(11.4)	7.6	(8.4)	-6.1	(5.4)	4.8	(5.1)	-59.6	(11.0)	4.2	(6.3)	-14.3	(4.5)	-14.4	(6.4)	-25.1	(9.9)	5.4	(9.6)	-0.1	(0.4)			Italien	-19.0	(6.8)	28.8	(4.7)	-4.6	(3.3)	11.8	(3.2)	12.4	(7.5)	20.6	(5.8)	-6.8	(2.6)	-2.7	(4.2)	14.5	(4.7)	-1.2	(4.9)	-0.5	(0.2)			Japan	47.8	(14.5)	26.3	(8.8)	-3.5	(3.6)	12.3	(4.3)	-4.5	(9.4)	6.3	(6.9)	-0.8	(3.0)	-16.1	(9.4)	-5.8	(8.1)	-6.9	(7.7)	c	c			Korea	-0.1	(15.4)	25.8	(8.2)	-9.0	(4.8)	12.8	(3.4)	-39.0	(12.3)	17.8	(5.9)	-2.1	(2.5)	14.3	(4.9)	2.1	(7.9)	-12.8	(10.2)	c	c			Luxemburg	c	c	c	c	c	c	c	c	c	c	c	c	c	c	c	c	c	c	c	c	c	c			Mexiko	4.3	(6.9)	19.1	(7.1)	-2.4	(2.8)	5.9	(3.0)	13.8	(6.0)	-1.9	(5.7)	1.5	(1.8)	2.9	(4.0)	0.4	(3.4)	-5.2	(4.9)	-0.3	(0.1)			Niederlande	-17.1	(16.3)	26.4	(11.3)	-11.3	(5.0)	14.1	(4.8)	1.9	(13.1)	5.8	(9.5)	1.2	(4.3)	12.8	(8.7)	-14.8	(7.5)	-0.8	(5.3)	0.1	(0.2)			Neuseeland	-4.7	(9.3)	31.6	(7.6)	-6.2	(3.9)	9.7	(3.2)	-14.8	(7.7)	27.7	(5.1)	-1.7	(2.4)	6.7	(5.8)	-19.9	(13.9)	0.7	(8.4)	-0.5	(0.6)			Norwegen	4.0	(8.1)	8.4	(6.3)	-1.2	(3.7)	-0.8	(3.7)	3.8	(8.1)	15.0	(4.2)	-2.3	(3.8)	15.3	(7.8)	c	c	2.8	(9.1)	c	c			Polen	-4.5	(7.9)	4.0	(5.5)	4.2	(2.3)	-3.3	(2.8)	-1.6	(8.2)	4.0	(5.8)	-5.5	(2.8)	4.9	(5.7)	4.7	(5.4)	-0.2	(7.9)	-1.5	(0.2)			Portugal	-4.0	(10.1)	10.2	(6.2)	-0.1	(3.1)	-0.3	(2.9)	-8.6	(8.4)	10.4	(7.0)	1.1	(3.0)	-45.3	(14.7)	c	c	3.9	(7.4)	-0.6	(0.1)			Slowak. Rep.	5.7	(9.0)	14.3	(7.1)	-5.3	(4.1)	7.5	(3.9)	3.6	(8.4)	0.5	(8.6)	-3.3	(3.8)	1.7	(7.8)	-9.9	(5.5)	-7.3	(7.5)	-1.0	(0.3)			Slowenien	-8.2	(8.4)	8.4	(6.1)	0.9	(4.1)	4.4	(3.7)	14.2	(8.1)	8.5	(5.8)	0.0	(2.9)	11.1	(5.8)	2.4	(5.5)	-16.9	(10.2)	-0.3	(0.2)			Spanien	-14.9	(4.5)	11.0	(3.6)	-0.8	(2.1)	3.5	(2.0)	3.4	(4.2)	2.9	(5.0)	0.7	(1.6)	10.1	(7.1)	4.2	(5.0)	5.7	(4.7)	-0.9	(0.1)			Schweden	2.1	(8.2)	4.9	(6.6)	-3.3	(2.9)	5.2	(3.9)	19.1	(9.3)	6.1	(5.2)	-9.7	(2.6)	4.8	(8.3)	14.8	(11.8)	-0.5	(8.4)	-0.3	(0.4)			Schweiz	-2.2	(6.1)	20.7	(5.5)	-2.2	(2.8)	-4.8	(3.0)	-9.0	(8.1)	1.6	(6.0)	-0.3	(2.3)	3.1	(4.1)	14.1	(4.6)	-6.0	(3.2)	-0.6	(0.1)			Türkei	-0.9	(10.9)	3.9	(10.3)	-3.1	(5.7)	-0.6	(4.5)	6.2	(10.7)	5.3	(8.9)	1.7	(3.4)	22.5	(6.3)	-1.9	(5.9)	-16.7	(7.1)	-1.3	(0.2)			Ver. Königreich	-21.3	(8.7)	14.4	(8.5)	-3.5	(3.6)	8.6	(4.4)	25.3	(8.0)	8.0	(4.5)	-1.3	(1.8)	10.3	(5.2)	-10.7	(5.9)	4.3	(5.3)	-1.7	(0.8)			Ver. Staaten	-4.0	(8.1)	26.9	(8.0)	-7.1	(4.1)	5.1	(3.1)	9.8	(8.4)	11.0	(4.8)	-4.0	(2.0)	2.8	(4.5)	11.6	(5.6)	15.2	(8.4)	-0.7	(0.3)			OECD-Durchschnitt	2.9	(1.7)	14.4	(1.3)	-3.6	(0.7)	7.2	(0.7)	-0.1	(1.6)	6.0	(1.6)	-2.1	(0.6)	5.3	(1.4)	1.0	(1.4)	-7.7	(2.0)	-0.6	(0.1)			Partnerländer																								Albanien	-7.7	(12.7)	-0.4	(8.8)	-0.9	(5.5)	-3.9	(5.3)	13.8	(12.7)	14.5	(8.1)	6.7	(4.1)	-11.1	(6.0)	13.3	(7.8)	-6.3	(8.4)	-1.6	(0.4)			Argentinien	-5.9	(12.6)	7.8	(8.5)	-5.3	(4.7)	-0.8	(5.0)	1.8	(11.7)	7.4	(12.0)	1.7	(5.6)	13.0	(10.2)	18.4	(8.3)	-14.0	(9.3)	-1.0	(0.1)			Aserbaidschan	1.3	(14.0)	38.1	(13.2)	-8.5	(4.4)	9.2	(4.1)	7.5	(9.3)	-34.0	(8.7)	-0.5	(3.2)	-8.4	(7.8)	19.6	(8.6)	-0.9	(8.3)	-2.6	(1.0)			Braziliens	7.4	(7.1)	8.5	(6.7)	-5.8	(2.9)	6.4	(2.8)	-15.1	(7.2)	-2.4	(6.8)	5.2	(2.0)	3.0	(6.0)	14.4	(5.6)	2.8	(4.9)	-0.8	(0.1)			Bulgarien	-1.5	(9.9)	6.2	(10.3)	-6.3	(5.4)	10.8	(5.1)	15.3	(12.1)	13.8	(12.4)	0.8	(4.3)	13.8	(9.4)	-2.0	(9.7)	-3.3	(10.7)	-0.3	(0.2)			Kolumbien	-10.3	(7.6)	6.4	(7.8)	0.8	(3.2)	3.1	(2.4)	1.7	(8.0)	2.1	(6.0)	-3.5	(2.0)	2.8	(5.3)	-0.5	(4.8)	-12.1	(5.8)	-0.6	(0.2)			Kroatien	1.4	(8.9)	15.7	(5.7)	-5.0	(2.9)	8.4	(3.0)	33.8	(8.4)	20.0	(8.9)	-3.0	(3.0)	28.4	(6.2)	2.6	(5.1)	0.1	(5.1)	-1.7	(0.5)			Dubai (VAE)	7.1	(11.3)	24.7	(6.1)	4.1	(4.2)	3.2	(4.0)	-5.3	(8.4)	-0.2	(6.0)	-3.6	(2.9)	7.8	(6.9)	-12.5	(6.4)	-7.2	(7.0)	-0.6	(0.2)			Hongkong (China)	21.5	(11.5)	36.2	(8.8)	0.4	(4.3)	5.4	(2.9)	-12.4	(10.3)	7.2	(14.1)	-6.4	(2.2)	4.1	(6.5)	3.7	(5.3)	-3.1	(7.5)	-0.6	(0.2)			Indonesien	-18.8	(11.5)	-9.4	(7.9)	0.1	(4.4)	11.4	(4.6)	-18.1	(8.5)	-2.1	(6.4)	-4.3	(2.9)	0.2	(5.1)	11.7	(3.7)	-1.9	(6.6)	-0.3	(0.2)			Jordanien	17.9	(14.1)	19.4	(8.0)	0.8	(4.0)	2.1	(3.4)	-9.9	(10.8)	-1.0	(6.4)	4.3	(2.9)	6.1	(6.4)	12.6	(6.1)	-2.7	(6.0)	-0.8	(0.4)			Kasachstan	-42.2	(12.0)	12.5	(9.2)	4.9	(5.4)	0.5	(4.0)	37.2	(7.9)	17.1	(8.8)	-2.7	(4.3)	9.3	(6.6)	2.7	(12.2)	-7.2	(6.3)	-0.4	(1.2)			Kirgisistan	-30.1	(9.0)	12.3	(13.2)	5.1	(3.8)	2.8	(3.5)	-4.5	(9.6)	-1.3	(6.0)	-3.3	(2.9)	-11.9	(5.5)	5.5	(5.5)	14.8	(6.0)	0.0	(0.6)			Lettland	21.7	(8.7)	7.0	(6.4)	-9.7	(3.8)	12.0	(3.0)	-10.4	(6.6)	20.7	(5.8)	3.0	(3.1)	-1.0	(5.2)	2.8	(6.5)	-4.4	(5.4)	-0.5	(0.2)			Litauen	1.4	(6.7)	21.5	(6.9)	-7.9	(3.6)	4.8	(3.7)	-4.9	(8.9)	14.9	(9.0)	-2.1	(3.4)	8.8	(7.6)	10.6	(8.5)	-11.1	(6.3)	-0.8	(0.4)			Macau (China)	c	c	c	c	c	c	c	c	c	c	c	c	c	c	c	c	c	c	c	c	c	c			Montenegro	c	c	c	c	c	c	c	c	c	c	c	c	c	c	c	c	c	c	c	c	c	c			Panama	-5.1	(9.9)	51.8	(10.1)	0.6	(5.6)	0.5	(5.8)	7.7	(12.0)	2.2	(9.4)	-0.5	(3.5)	-11.4	(6.4)	16.1	(7.0)	22.6	(10.6)	-0.4	(0.2)			Peru	-2.7	(8.1)	17.1	(13.6)	0.4	(4.0)	0.1	(4.0)	13.0	(10.3)	3.3	(7.6)	1.2	(3.2)	14.5	(6.9)	-6.0	(6.5)	-9.8	(5.8)	-0.9	(0.2)			Katar	10.3	(10.0)	34.2	(10.9)	-0.7	(6.0)	3.4	(6.1)	7.5	(11.0)	12.4	(8.2)	4.1	(3.																																																																																																																																																																																																																																																																																																																																																																																																															
Italien	-19.0	(6.8)	28.8	(4.7)	-4.6	(3.3)	11.8	(3.2)	12.4	(7.5)	20.6	(5.8)	-6.8	(2.6)	-2.7	(4.2)	14.5	(4.7)	-1.2	(4.9)	-0.5	(0.2)			Japan	47.8	(14.5)	26.3	(8.8)	-3.5	(3.6)	12.3	(4.3)	-4.5	(9.4)	6.3	(6.9)	-0.8	(3.0)	-16.1	(9.4)	-5.8	(8.1)	-6.9	(7.7)	c	c			Korea	-0.1	(15.4)	25.8	(8.2)	-9.0	(4.8)	12.8	(3.4)	-39.0	(12.3)	17.8	(5.9)	-2.1	(2.5)	14.3	(4.9)	2.1	(7.9)	-12.8	(10.2)	c	c			Luxemburg	c	c	c	c	c	c	c	c	c	c	c	c	c	c	c	c	c	c	c	c	c	c			Mexiko	4.3	(6.9)	19.1	(7.1)	-2.4	(2.8)	5.9	(3.0)	13.8	(6.0)	-1.9	(5.7)	1.5	(1.8)	2.9	(4.0)	0.4	(3.4)	-5.2	(4.9)	-0.3	(0.1)			Niederlande	-17.1	(16.3)	26.4	(11.3)	-11.3	(5.0)	14.1	(4.8)	1.9	(13.1)	5.8	(9.5)	1.2	(4.3)	12.8	(8.7)	-14.8	(7.5)	-0.8	(5.3)	0.1	(0.2)			Neuseeland	-4.7	(9.3)	31.6	(7.6)	-6.2	(3.9)	9.7	(3.2)	-14.8	(7.7)	27.7	(5.1)	-1.7	(2.4)	6.7	(5.8)	-19.9	(13.9)	0.7	(8.4)	-0.5	(0.6)			Norwegen	4.0	(8.1)	8.4	(6.3)	-1.2	(3.7)	-0.8	(3.7)	3.8	(8.1)	15.0	(4.2)	-2.3	(3.8)	15.3	(7.8)	c	c	2.8	(9.1)	c	c			Polen	-4.5	(7.9)	4.0	(5.5)	4.2	(2.3)	-3.3	(2.8)	-1.6	(8.2)	4.0	(5.8)	-5.5	(2.8)	4.9	(5.7)	4.7	(5.4)	-0.2	(7.9)	-1.5	(0.2)			Portugal	-4.0	(10.1)	10.2	(6.2)	-0.1	(3.1)	-0.3	(2.9)	-8.6	(8.4)	10.4	(7.0)	1.1	(3.0)	-45.3	(14.7)	c	c	3.9	(7.4)	-0.6	(0.1)			Slowak. Rep.	5.7	(9.0)	14.3	(7.1)	-5.3	(4.1)	7.5	(3.9)	3.6	(8.4)	0.5	(8.6)	-3.3	(3.8)	1.7	(7.8)	-9.9	(5.5)	-7.3	(7.5)	-1.0	(0.3)			Slowenien	-8.2	(8.4)	8.4	(6.1)	0.9	(4.1)	4.4	(3.7)	14.2	(8.1)	8.5	(5.8)	0.0	(2.9)	11.1	(5.8)	2.4	(5.5)	-16.9	(10.2)	-0.3	(0.2)			Spanien	-14.9	(4.5)	11.0	(3.6)	-0.8	(2.1)	3.5	(2.0)	3.4	(4.2)	2.9	(5.0)	0.7	(1.6)	10.1	(7.1)	4.2	(5.0)	5.7	(4.7)	-0.9	(0.1)			Schweden	2.1	(8.2)	4.9	(6.6)	-3.3	(2.9)	5.2	(3.9)	19.1	(9.3)	6.1	(5.2)	-9.7	(2.6)	4.8	(8.3)	14.8	(11.8)	-0.5	(8.4)	-0.3	(0.4)			Schweiz	-2.2	(6.1)	20.7	(5.5)	-2.2	(2.8)	-4.8	(3.0)	-9.0	(8.1)	1.6	(6.0)	-0.3	(2.3)	3.1	(4.1)	14.1	(4.6)	-6.0	(3.2)	-0.6	(0.1)			Türkei	-0.9	(10.9)	3.9	(10.3)	-3.1	(5.7)	-0.6	(4.5)	6.2	(10.7)	5.3	(8.9)	1.7	(3.4)	22.5	(6.3)	-1.9	(5.9)	-16.7	(7.1)	-1.3	(0.2)			Ver. Königreich	-21.3	(8.7)	14.4	(8.5)	-3.5	(3.6)	8.6	(4.4)	25.3	(8.0)	8.0	(4.5)	-1.3	(1.8)	10.3	(5.2)	-10.7	(5.9)	4.3	(5.3)	-1.7	(0.8)			Ver. Staaten	-4.0	(8.1)	26.9	(8.0)	-7.1	(4.1)	5.1	(3.1)	9.8	(8.4)	11.0	(4.8)	-4.0	(2.0)	2.8	(4.5)	11.6	(5.6)	15.2	(8.4)	-0.7	(0.3)			OECD-Durchschnitt	2.9	(1.7)	14.4	(1.3)	-3.6	(0.7)	7.2	(0.7)	-0.1	(1.6)	6.0	(1.6)	-2.1	(0.6)	5.3	(1.4)	1.0	(1.4)	-7.7	(2.0)	-0.6	(0.1)			Partnerländer																								Albanien	-7.7	(12.7)	-0.4	(8.8)	-0.9	(5.5)	-3.9	(5.3)	13.8	(12.7)	14.5	(8.1)	6.7	(4.1)	-11.1	(6.0)	13.3	(7.8)	-6.3	(8.4)	-1.6	(0.4)			Argentinien	-5.9	(12.6)	7.8	(8.5)	-5.3	(4.7)	-0.8	(5.0)	1.8	(11.7)	7.4	(12.0)	1.7	(5.6)	13.0	(10.2)	18.4	(8.3)	-14.0	(9.3)	-1.0	(0.1)			Aserbaidschan	1.3	(14.0)	38.1	(13.2)	-8.5	(4.4)	9.2	(4.1)	7.5	(9.3)	-34.0	(8.7)	-0.5	(3.2)	-8.4	(7.8)	19.6	(8.6)	-0.9	(8.3)	-2.6	(1.0)			Braziliens	7.4	(7.1)	8.5	(6.7)	-5.8	(2.9)	6.4	(2.8)	-15.1	(7.2)	-2.4	(6.8)	5.2	(2.0)	3.0	(6.0)	14.4	(5.6)	2.8	(4.9)	-0.8	(0.1)			Bulgarien	-1.5	(9.9)	6.2	(10.3)	-6.3	(5.4)	10.8	(5.1)	15.3	(12.1)	13.8	(12.4)	0.8	(4.3)	13.8	(9.4)	-2.0	(9.7)	-3.3	(10.7)	-0.3	(0.2)			Kolumbien	-10.3	(7.6)	6.4	(7.8)	0.8	(3.2)	3.1	(2.4)	1.7	(8.0)	2.1	(6.0)	-3.5	(2.0)	2.8	(5.3)	-0.5	(4.8)	-12.1	(5.8)	-0.6	(0.2)			Kroatien	1.4	(8.9)	15.7	(5.7)	-5.0	(2.9)	8.4	(3.0)	33.8	(8.4)	20.0	(8.9)	-3.0	(3.0)	28.4	(6.2)	2.6	(5.1)	0.1	(5.1)	-1.7	(0.5)			Dubai (VAE)	7.1	(11.3)	24.7	(6.1)	4.1	(4.2)	3.2	(4.0)	-5.3	(8.4)	-0.2	(6.0)	-3.6	(2.9)	7.8	(6.9)	-12.5	(6.4)	-7.2	(7.0)	-0.6	(0.2)			Hongkong (China)	21.5	(11.5)	36.2	(8.8)	0.4	(4.3)	5.4	(2.9)	-12.4	(10.3)	7.2	(14.1)	-6.4	(2.2)	4.1	(6.5)	3.7	(5.3)	-3.1	(7.5)	-0.6	(0.2)			Indonesien	-18.8	(11.5)	-9.4	(7.9)	0.1	(4.4)	11.4	(4.6)	-18.1	(8.5)	-2.1	(6.4)	-4.3	(2.9)	0.2	(5.1)	11.7	(3.7)	-1.9	(6.6)	-0.3	(0.2)			Jordanien	17.9	(14.1)	19.4	(8.0)	0.8	(4.0)	2.1	(3.4)	-9.9	(10.8)	-1.0	(6.4)	4.3	(2.9)	6.1	(6.4)	12.6	(6.1)	-2.7	(6.0)	-0.8	(0.4)			Kasachstan	-42.2	(12.0)	12.5	(9.2)	4.9	(5.4)	0.5	(4.0)	37.2	(7.9)	17.1	(8.8)	-2.7	(4.3)	9.3	(6.6)	2.7	(12.2)	-7.2	(6.3)	-0.4	(1.2)			Kirgisistan	-30.1	(9.0)	12.3	(13.2)	5.1	(3.8)	2.8	(3.5)	-4.5	(9.6)	-1.3	(6.0)	-3.3	(2.9)	-11.9	(5.5)	5.5	(5.5)	14.8	(6.0)	0.0	(0.6)			Lettland	21.7	(8.7)	7.0	(6.4)	-9.7	(3.8)	12.0	(3.0)	-10.4	(6.6)	20.7	(5.8)	3.0	(3.1)	-1.0	(5.2)	2.8	(6.5)	-4.4	(5.4)	-0.5	(0.2)			Litauen	1.4	(6.7)	21.5	(6.9)	-7.9	(3.6)	4.8	(3.7)	-4.9	(8.9)	14.9	(9.0)	-2.1	(3.4)	8.8	(7.6)	10.6	(8.5)	-11.1	(6.3)	-0.8	(0.4)			Macau (China)	c	c	c	c	c	c	c	c	c	c	c	c	c	c	c	c	c	c	c	c	c	c			Montenegro	c	c	c	c	c	c	c	c	c	c	c	c	c	c	c	c	c	c	c	c	c	c			Panama	-5.1	(9.9)	51.8	(10.1)	0.6	(5.6)	0.5	(5.8)	7.7	(12.0)	2.2	(9.4)	-0.5	(3.5)	-11.4	(6.4)	16.1	(7.0)	22.6	(10.6)	-0.4	(0.2)			Peru	-2.7	(8.1)	17.1	(13.6)	0.4	(4.0)	0.1	(4.0)	13.0	(10.3)	3.3	(7.6)	1.2	(3.2)	14.5	(6.9)	-6.0	(6.5)	-9.8	(5.8)	-0.9	(0.2)			Katar	10.3	(10.0)	34.2	(10.9)	-0.7	(6.0)	3.4	(6.1)	7.5	(11.0)	12.4	(8.2)	4.1	(3.																																																																																																																																																																																																																																																																																																																																																																																																																																								
Japan	47.8	(14.5)	26.3	(8.8)	-3.5	(3.6)	12.3	(4.3)	-4.5	(9.4)	6.3	(6.9)	-0.8	(3.0)	-16.1	(9.4)	-5.8	(8.1)	-6.9	(7.7)	c	c			Korea	-0.1	(15.4)	25.8	(8.2)	-9.0	(4.8)	12.8	(3.4)	-39.0	(12.3)	17.8	(5.9)	-2.1	(2.5)	14.3	(4.9)	2.1	(7.9)	-12.8	(10.2)	c	c			Luxemburg	c	c	c	c	c	c	c	c	c	c	c	c	c	c	c	c	c	c	c	c	c	c			Mexiko	4.3	(6.9)	19.1	(7.1)	-2.4	(2.8)	5.9	(3.0)	13.8	(6.0)	-1.9	(5.7)	1.5	(1.8)	2.9	(4.0)	0.4	(3.4)	-5.2	(4.9)	-0.3	(0.1)			Niederlande	-17.1	(16.3)	26.4	(11.3)	-11.3	(5.0)	14.1	(4.8)	1.9	(13.1)	5.8	(9.5)	1.2	(4.3)	12.8	(8.7)	-14.8	(7.5)	-0.8	(5.3)	0.1	(0.2)			Neuseeland	-4.7	(9.3)	31.6	(7.6)	-6.2	(3.9)	9.7	(3.2)	-14.8	(7.7)	27.7	(5.1)	-1.7	(2.4)	6.7	(5.8)	-19.9	(13.9)	0.7	(8.4)	-0.5	(0.6)			Norwegen	4.0	(8.1)	8.4	(6.3)	-1.2	(3.7)	-0.8	(3.7)	3.8	(8.1)	15.0	(4.2)	-2.3	(3.8)	15.3	(7.8)	c	c	2.8	(9.1)	c	c			Polen	-4.5	(7.9)	4.0	(5.5)	4.2	(2.3)	-3.3	(2.8)	-1.6	(8.2)	4.0	(5.8)	-5.5	(2.8)	4.9	(5.7)	4.7	(5.4)	-0.2	(7.9)	-1.5	(0.2)			Portugal	-4.0	(10.1)	10.2	(6.2)	-0.1	(3.1)	-0.3	(2.9)	-8.6	(8.4)	10.4	(7.0)	1.1	(3.0)	-45.3	(14.7)	c	c	3.9	(7.4)	-0.6	(0.1)			Slowak. Rep.	5.7	(9.0)	14.3	(7.1)	-5.3	(4.1)	7.5	(3.9)	3.6	(8.4)	0.5	(8.6)	-3.3	(3.8)	1.7	(7.8)	-9.9	(5.5)	-7.3	(7.5)	-1.0	(0.3)			Slowenien	-8.2	(8.4)	8.4	(6.1)	0.9	(4.1)	4.4	(3.7)	14.2	(8.1)	8.5	(5.8)	0.0	(2.9)	11.1	(5.8)	2.4	(5.5)	-16.9	(10.2)	-0.3	(0.2)			Spanien	-14.9	(4.5)	11.0	(3.6)	-0.8	(2.1)	3.5	(2.0)	3.4	(4.2)	2.9	(5.0)	0.7	(1.6)	10.1	(7.1)	4.2	(5.0)	5.7	(4.7)	-0.9	(0.1)			Schweden	2.1	(8.2)	4.9	(6.6)	-3.3	(2.9)	5.2	(3.9)	19.1	(9.3)	6.1	(5.2)	-9.7	(2.6)	4.8	(8.3)	14.8	(11.8)	-0.5	(8.4)	-0.3	(0.4)			Schweiz	-2.2	(6.1)	20.7	(5.5)	-2.2	(2.8)	-4.8	(3.0)	-9.0	(8.1)	1.6	(6.0)	-0.3	(2.3)	3.1	(4.1)	14.1	(4.6)	-6.0	(3.2)	-0.6	(0.1)			Türkei	-0.9	(10.9)	3.9	(10.3)	-3.1	(5.7)	-0.6	(4.5)	6.2	(10.7)	5.3	(8.9)	1.7	(3.4)	22.5	(6.3)	-1.9	(5.9)	-16.7	(7.1)	-1.3	(0.2)			Ver. Königreich	-21.3	(8.7)	14.4	(8.5)	-3.5	(3.6)	8.6	(4.4)	25.3	(8.0)	8.0	(4.5)	-1.3	(1.8)	10.3	(5.2)	-10.7	(5.9)	4.3	(5.3)	-1.7	(0.8)			Ver. Staaten	-4.0	(8.1)	26.9	(8.0)	-7.1	(4.1)	5.1	(3.1)	9.8	(8.4)	11.0	(4.8)	-4.0	(2.0)	2.8	(4.5)	11.6	(5.6)	15.2	(8.4)	-0.7	(0.3)			OECD-Durchschnitt	2.9	(1.7)	14.4	(1.3)	-3.6	(0.7)	7.2	(0.7)	-0.1	(1.6)	6.0	(1.6)	-2.1	(0.6)	5.3	(1.4)	1.0	(1.4)	-7.7	(2.0)	-0.6	(0.1)			Partnerländer																								Albanien	-7.7	(12.7)	-0.4	(8.8)	-0.9	(5.5)	-3.9	(5.3)	13.8	(12.7)	14.5	(8.1)	6.7	(4.1)	-11.1	(6.0)	13.3	(7.8)	-6.3	(8.4)	-1.6	(0.4)			Argentinien	-5.9	(12.6)	7.8	(8.5)	-5.3	(4.7)	-0.8	(5.0)	1.8	(11.7)	7.4	(12.0)	1.7	(5.6)	13.0	(10.2)	18.4	(8.3)	-14.0	(9.3)	-1.0	(0.1)			Aserbaidschan	1.3	(14.0)	38.1	(13.2)	-8.5	(4.4)	9.2	(4.1)	7.5	(9.3)	-34.0	(8.7)	-0.5	(3.2)	-8.4	(7.8)	19.6	(8.6)	-0.9	(8.3)	-2.6	(1.0)			Braziliens	7.4	(7.1)	8.5	(6.7)	-5.8	(2.9)	6.4	(2.8)	-15.1	(7.2)	-2.4	(6.8)	5.2	(2.0)	3.0	(6.0)	14.4	(5.6)	2.8	(4.9)	-0.8	(0.1)			Bulgarien	-1.5	(9.9)	6.2	(10.3)	-6.3	(5.4)	10.8	(5.1)	15.3	(12.1)	13.8	(12.4)	0.8	(4.3)	13.8	(9.4)	-2.0	(9.7)	-3.3	(10.7)	-0.3	(0.2)			Kolumbien	-10.3	(7.6)	6.4	(7.8)	0.8	(3.2)	3.1	(2.4)	1.7	(8.0)	2.1	(6.0)	-3.5	(2.0)	2.8	(5.3)	-0.5	(4.8)	-12.1	(5.8)	-0.6	(0.2)			Kroatien	1.4	(8.9)	15.7	(5.7)	-5.0	(2.9)	8.4	(3.0)	33.8	(8.4)	20.0	(8.9)	-3.0	(3.0)	28.4	(6.2)	2.6	(5.1)	0.1	(5.1)	-1.7	(0.5)			Dubai (VAE)	7.1	(11.3)	24.7	(6.1)	4.1	(4.2)	3.2	(4.0)	-5.3	(8.4)	-0.2	(6.0)	-3.6	(2.9)	7.8	(6.9)	-12.5	(6.4)	-7.2	(7.0)	-0.6	(0.2)			Hongkong (China)	21.5	(11.5)	36.2	(8.8)	0.4	(4.3)	5.4	(2.9)	-12.4	(10.3)	7.2	(14.1)	-6.4	(2.2)	4.1	(6.5)	3.7	(5.3)	-3.1	(7.5)	-0.6	(0.2)			Indonesien	-18.8	(11.5)	-9.4	(7.9)	0.1	(4.4)	11.4	(4.6)	-18.1	(8.5)	-2.1	(6.4)	-4.3	(2.9)	0.2	(5.1)	11.7	(3.7)	-1.9	(6.6)	-0.3	(0.2)			Jordanien	17.9	(14.1)	19.4	(8.0)	0.8	(4.0)	2.1	(3.4)	-9.9	(10.8)	-1.0	(6.4)	4.3	(2.9)	6.1	(6.4)	12.6	(6.1)	-2.7	(6.0)	-0.8	(0.4)			Kasachstan	-42.2	(12.0)	12.5	(9.2)	4.9	(5.4)	0.5	(4.0)	37.2	(7.9)	17.1	(8.8)	-2.7	(4.3)	9.3	(6.6)	2.7	(12.2)	-7.2	(6.3)	-0.4	(1.2)			Kirgisistan	-30.1	(9.0)	12.3	(13.2)	5.1	(3.8)	2.8	(3.5)	-4.5	(9.6)	-1.3	(6.0)	-3.3	(2.9)	-11.9	(5.5)	5.5	(5.5)	14.8	(6.0)	0.0	(0.6)			Lettland	21.7	(8.7)	7.0	(6.4)	-9.7	(3.8)	12.0	(3.0)	-10.4	(6.6)	20.7	(5.8)	3.0	(3.1)	-1.0	(5.2)	2.8	(6.5)	-4.4	(5.4)	-0.5	(0.2)			Litauen	1.4	(6.7)	21.5	(6.9)	-7.9	(3.6)	4.8	(3.7)	-4.9	(8.9)	14.9	(9.0)	-2.1	(3.4)	8.8	(7.6)	10.6	(8.5)	-11.1	(6.3)	-0.8	(0.4)			Macau (China)	c	c	c	c	c	c	c	c	c	c	c	c	c	c	c	c	c	c	c	c	c	c			Montenegro	c	c	c	c	c	c	c	c	c	c	c	c	c	c	c	c	c	c	c	c	c	c			Panama	-5.1	(9.9)	51.8	(10.1)	0.6	(5.6)	0.5	(5.8)	7.7	(12.0)	2.2	(9.4)	-0.5	(3.5)	-11.4	(6.4)	16.1	(7.0)	22.6	(10.6)	-0.4	(0.2)			Peru	-2.7	(8.1)	17.1	(13.6)	0.4	(4.0)	0.1	(4.0)	13.0	(10.3)	3.3	(7.6)	1.2	(3.2)	14.5	(6.9)	-6.0	(6.5)	-9.8	(5.8)	-0.9	(0.2)			Katar	10.3	(10.0)	34.2	(10.9)	-0.7	(6.0)	3.4	(6.1)	7.5	(11.0)	12.4	(8.2)	4.1	(3.																																																																																																																																																																																																																																																																																																																																																																																																																																																																	
Korea	-0.1	(15.4)	25.8	(8.2)	-9.0	(4.8)	12.8	(3.4)	-39.0	(12.3)	17.8	(5.9)	-2.1	(2.5)	14.3	(4.9)	2.1	(7.9)	-12.8	(10.2)	c	c			Luxemburg	c	c	c	c	c	c	c	c	c	c	c	c	c	c	c	c	c	c	c	c	c	c			Mexiko	4.3	(6.9)	19.1	(7.1)	-2.4	(2.8)	5.9	(3.0)	13.8	(6.0)	-1.9	(5.7)	1.5	(1.8)	2.9	(4.0)	0.4	(3.4)	-5.2	(4.9)	-0.3	(0.1)			Niederlande	-17.1	(16.3)	26.4	(11.3)	-11.3	(5.0)	14.1	(4.8)	1.9	(13.1)	5.8	(9.5)	1.2	(4.3)	12.8	(8.7)	-14.8	(7.5)	-0.8	(5.3)	0.1	(0.2)			Neuseeland	-4.7	(9.3)	31.6	(7.6)	-6.2	(3.9)	9.7	(3.2)	-14.8	(7.7)	27.7	(5.1)	-1.7	(2.4)	6.7	(5.8)	-19.9	(13.9)	0.7	(8.4)	-0.5	(0.6)			Norwegen	4.0	(8.1)	8.4	(6.3)	-1.2	(3.7)	-0.8	(3.7)	3.8	(8.1)	15.0	(4.2)	-2.3	(3.8)	15.3	(7.8)	c	c	2.8	(9.1)	c	c			Polen	-4.5	(7.9)	4.0	(5.5)	4.2	(2.3)	-3.3	(2.8)	-1.6	(8.2)	4.0	(5.8)	-5.5	(2.8)	4.9	(5.7)	4.7	(5.4)	-0.2	(7.9)	-1.5	(0.2)			Portugal	-4.0	(10.1)	10.2	(6.2)	-0.1	(3.1)	-0.3	(2.9)	-8.6	(8.4)	10.4	(7.0)	1.1	(3.0)	-45.3	(14.7)	c	c	3.9	(7.4)	-0.6	(0.1)			Slowak. Rep.	5.7	(9.0)	14.3	(7.1)	-5.3	(4.1)	7.5	(3.9)	3.6	(8.4)	0.5	(8.6)	-3.3	(3.8)	1.7	(7.8)	-9.9	(5.5)	-7.3	(7.5)	-1.0	(0.3)			Slowenien	-8.2	(8.4)	8.4	(6.1)	0.9	(4.1)	4.4	(3.7)	14.2	(8.1)	8.5	(5.8)	0.0	(2.9)	11.1	(5.8)	2.4	(5.5)	-16.9	(10.2)	-0.3	(0.2)			Spanien	-14.9	(4.5)	11.0	(3.6)	-0.8	(2.1)	3.5	(2.0)	3.4	(4.2)	2.9	(5.0)	0.7	(1.6)	10.1	(7.1)	4.2	(5.0)	5.7	(4.7)	-0.9	(0.1)			Schweden	2.1	(8.2)	4.9	(6.6)	-3.3	(2.9)	5.2	(3.9)	19.1	(9.3)	6.1	(5.2)	-9.7	(2.6)	4.8	(8.3)	14.8	(11.8)	-0.5	(8.4)	-0.3	(0.4)			Schweiz	-2.2	(6.1)	20.7	(5.5)	-2.2	(2.8)	-4.8	(3.0)	-9.0	(8.1)	1.6	(6.0)	-0.3	(2.3)	3.1	(4.1)	14.1	(4.6)	-6.0	(3.2)	-0.6	(0.1)			Türkei	-0.9	(10.9)	3.9	(10.3)	-3.1	(5.7)	-0.6	(4.5)	6.2	(10.7)	5.3	(8.9)	1.7	(3.4)	22.5	(6.3)	-1.9	(5.9)	-16.7	(7.1)	-1.3	(0.2)			Ver. Königreich	-21.3	(8.7)	14.4	(8.5)	-3.5	(3.6)	8.6	(4.4)	25.3	(8.0)	8.0	(4.5)	-1.3	(1.8)	10.3	(5.2)	-10.7	(5.9)	4.3	(5.3)	-1.7	(0.8)			Ver. Staaten	-4.0	(8.1)	26.9	(8.0)	-7.1	(4.1)	5.1	(3.1)	9.8	(8.4)	11.0	(4.8)	-4.0	(2.0)	2.8	(4.5)	11.6	(5.6)	15.2	(8.4)	-0.7	(0.3)			OECD-Durchschnitt	2.9	(1.7)	14.4	(1.3)	-3.6	(0.7)	7.2	(0.7)	-0.1	(1.6)	6.0	(1.6)	-2.1	(0.6)	5.3	(1.4)	1.0	(1.4)	-7.7	(2.0)	-0.6	(0.1)			Partnerländer																								Albanien	-7.7	(12.7)	-0.4	(8.8)	-0.9	(5.5)	-3.9	(5.3)	13.8	(12.7)	14.5	(8.1)	6.7	(4.1)	-11.1	(6.0)	13.3	(7.8)	-6.3	(8.4)	-1.6	(0.4)			Argentinien	-5.9	(12.6)	7.8	(8.5)	-5.3	(4.7)	-0.8	(5.0)	1.8	(11.7)	7.4	(12.0)	1.7	(5.6)	13.0	(10.2)	18.4	(8.3)	-14.0	(9.3)	-1.0	(0.1)			Aserbaidschan	1.3	(14.0)	38.1	(13.2)	-8.5	(4.4)	9.2	(4.1)	7.5	(9.3)	-34.0	(8.7)	-0.5	(3.2)	-8.4	(7.8)	19.6	(8.6)	-0.9	(8.3)	-2.6	(1.0)			Braziliens	7.4	(7.1)	8.5	(6.7)	-5.8	(2.9)	6.4	(2.8)	-15.1	(7.2)	-2.4	(6.8)	5.2	(2.0)	3.0	(6.0)	14.4	(5.6)	2.8	(4.9)	-0.8	(0.1)			Bulgarien	-1.5	(9.9)	6.2	(10.3)	-6.3	(5.4)	10.8	(5.1)	15.3	(12.1)	13.8	(12.4)	0.8	(4.3)	13.8	(9.4)	-2.0	(9.7)	-3.3	(10.7)	-0.3	(0.2)			Kolumbien	-10.3	(7.6)	6.4	(7.8)	0.8	(3.2)	3.1	(2.4)	1.7	(8.0)	2.1	(6.0)	-3.5	(2.0)	2.8	(5.3)	-0.5	(4.8)	-12.1	(5.8)	-0.6	(0.2)			Kroatien	1.4	(8.9)	15.7	(5.7)	-5.0	(2.9)	8.4	(3.0)	33.8	(8.4)	20.0	(8.9)	-3.0	(3.0)	28.4	(6.2)	2.6	(5.1)	0.1	(5.1)	-1.7	(0.5)			Dubai (VAE)	7.1	(11.3)	24.7	(6.1)	4.1	(4.2)	3.2	(4.0)	-5.3	(8.4)	-0.2	(6.0)	-3.6	(2.9)	7.8	(6.9)	-12.5	(6.4)	-7.2	(7.0)	-0.6	(0.2)			Hongkong (China)	21.5	(11.5)	36.2	(8.8)	0.4	(4.3)	5.4	(2.9)	-12.4	(10.3)	7.2	(14.1)	-6.4	(2.2)	4.1	(6.5)	3.7	(5.3)	-3.1	(7.5)	-0.6	(0.2)			Indonesien	-18.8	(11.5)	-9.4	(7.9)	0.1	(4.4)	11.4	(4.6)	-18.1	(8.5)	-2.1	(6.4)	-4.3	(2.9)	0.2	(5.1)	11.7	(3.7)	-1.9	(6.6)	-0.3	(0.2)			Jordanien	17.9	(14.1)	19.4	(8.0)	0.8	(4.0)	2.1	(3.4)	-9.9	(10.8)	-1.0	(6.4)	4.3	(2.9)	6.1	(6.4)	12.6	(6.1)	-2.7	(6.0)	-0.8	(0.4)			Kasachstan	-42.2	(12.0)	12.5	(9.2)	4.9	(5.4)	0.5	(4.0)	37.2	(7.9)	17.1	(8.8)	-2.7	(4.3)	9.3	(6.6)	2.7	(12.2)	-7.2	(6.3)	-0.4	(1.2)			Kirgisistan	-30.1	(9.0)	12.3	(13.2)	5.1	(3.8)	2.8	(3.5)	-4.5	(9.6)	-1.3	(6.0)	-3.3	(2.9)	-11.9	(5.5)	5.5	(5.5)	14.8	(6.0)	0.0	(0.6)			Lettland	21.7	(8.7)	7.0	(6.4)	-9.7	(3.8)	12.0	(3.0)	-10.4	(6.6)	20.7	(5.8)	3.0	(3.1)	-1.0	(5.2)	2.8	(6.5)	-4.4	(5.4)	-0.5	(0.2)			Litauen	1.4	(6.7)	21.5	(6.9)	-7.9	(3.6)	4.8	(3.7)	-4.9	(8.9)	14.9	(9.0)	-2.1	(3.4)	8.8	(7.6)	10.6	(8.5)	-11.1	(6.3)	-0.8	(0.4)			Macau (China)	c	c	c	c	c	c	c	c	c	c	c	c	c	c	c	c	c	c	c	c	c	c			Montenegro	c	c	c	c	c	c	c	c	c	c	c	c	c	c	c	c	c	c	c	c	c	c			Panama	-5.1	(9.9)	51.8	(10.1)	0.6	(5.6)	0.5	(5.8)	7.7	(12.0)	2.2	(9.4)	-0.5	(3.5)	-11.4	(6.4)	16.1	(7.0)	22.6	(10.6)	-0.4	(0.2)			Peru	-2.7	(8.1)	17.1	(13.6)	0.4	(4.0)	0.1	(4.0)	13.0	(10.3)	3.3	(7.6)	1.2	(3.2)	14.5	(6.9)	-6.0	(6.5)	-9.8	(5.8)	-0.9	(0.2)			Katar	10.3	(10.0)	34.2	(10.9)	-0.7	(6.0)	3.4	(6.1)	7.5	(11.0)	12.4	(8.2)	4.1	(3.																																																																																																																																																																																																																																																																																																																																																																																																																																																																																										
Luxemburg	c	c	c	c	c	c	c	c	c	c	c	c	c	c	c	c	c	c	c	c	c	c			Mexiko	4.3	(6.9)	19.1	(7.1)	-2.4	(2.8)	5.9	(3.0)	13.8	(6.0)	-1.9	(5.7)	1.5	(1.8)	2.9	(4.0)	0.4	(3.4)	-5.2	(4.9)	-0.3	(0.1)			Niederlande	-17.1	(16.3)	26.4	(11.3)	-11.3	(5.0)	14.1	(4.8)	1.9	(13.1)	5.8	(9.5)	1.2	(4.3)	12.8	(8.7)	-14.8	(7.5)	-0.8	(5.3)	0.1	(0.2)			Neuseeland	-4.7	(9.3)	31.6	(7.6)	-6.2	(3.9)	9.7	(3.2)	-14.8	(7.7)	27.7	(5.1)	-1.7	(2.4)	6.7	(5.8)	-19.9	(13.9)	0.7	(8.4)	-0.5	(0.6)			Norwegen	4.0	(8.1)	8.4	(6.3)	-1.2	(3.7)	-0.8	(3.7)	3.8	(8.1)	15.0	(4.2)	-2.3	(3.8)	15.3	(7.8)	c	c	2.8	(9.1)	c	c			Polen	-4.5	(7.9)	4.0	(5.5)	4.2	(2.3)	-3.3	(2.8)	-1.6	(8.2)	4.0	(5.8)	-5.5	(2.8)	4.9	(5.7)	4.7	(5.4)	-0.2	(7.9)	-1.5	(0.2)			Portugal	-4.0	(10.1)	10.2	(6.2)	-0.1	(3.1)	-0.3	(2.9)	-8.6	(8.4)	10.4	(7.0)	1.1	(3.0)	-45.3	(14.7)	c	c	3.9	(7.4)	-0.6	(0.1)			Slowak. Rep.	5.7	(9.0)	14.3	(7.1)	-5.3	(4.1)	7.5	(3.9)	3.6	(8.4)	0.5	(8.6)	-3.3	(3.8)	1.7	(7.8)	-9.9	(5.5)	-7.3	(7.5)	-1.0	(0.3)			Slowenien	-8.2	(8.4)	8.4	(6.1)	0.9	(4.1)	4.4	(3.7)	14.2	(8.1)	8.5	(5.8)	0.0	(2.9)	11.1	(5.8)	2.4	(5.5)	-16.9	(10.2)	-0.3	(0.2)			Spanien	-14.9	(4.5)	11.0	(3.6)	-0.8	(2.1)	3.5	(2.0)	3.4	(4.2)	2.9	(5.0)	0.7	(1.6)	10.1	(7.1)	4.2	(5.0)	5.7	(4.7)	-0.9	(0.1)			Schweden	2.1	(8.2)	4.9	(6.6)	-3.3	(2.9)	5.2	(3.9)	19.1	(9.3)	6.1	(5.2)	-9.7	(2.6)	4.8	(8.3)	14.8	(11.8)	-0.5	(8.4)	-0.3	(0.4)			Schweiz	-2.2	(6.1)	20.7	(5.5)	-2.2	(2.8)	-4.8	(3.0)	-9.0	(8.1)	1.6	(6.0)	-0.3	(2.3)	3.1	(4.1)	14.1	(4.6)	-6.0	(3.2)	-0.6	(0.1)			Türkei	-0.9	(10.9)	3.9	(10.3)	-3.1	(5.7)	-0.6	(4.5)	6.2	(10.7)	5.3	(8.9)	1.7	(3.4)	22.5	(6.3)	-1.9	(5.9)	-16.7	(7.1)	-1.3	(0.2)			Ver. Königreich	-21.3	(8.7)	14.4	(8.5)	-3.5	(3.6)	8.6	(4.4)	25.3	(8.0)	8.0	(4.5)	-1.3	(1.8)	10.3	(5.2)	-10.7	(5.9)	4.3	(5.3)	-1.7	(0.8)			Ver. Staaten	-4.0	(8.1)	26.9	(8.0)	-7.1	(4.1)	5.1	(3.1)	9.8	(8.4)	11.0	(4.8)	-4.0	(2.0)	2.8	(4.5)	11.6	(5.6)	15.2	(8.4)	-0.7	(0.3)			OECD-Durchschnitt	2.9	(1.7)	14.4	(1.3)	-3.6	(0.7)	7.2	(0.7)	-0.1	(1.6)	6.0	(1.6)	-2.1	(0.6)	5.3	(1.4)	1.0	(1.4)	-7.7	(2.0)	-0.6	(0.1)			Partnerländer																								Albanien	-7.7	(12.7)	-0.4	(8.8)	-0.9	(5.5)	-3.9	(5.3)	13.8	(12.7)	14.5	(8.1)	6.7	(4.1)	-11.1	(6.0)	13.3	(7.8)	-6.3	(8.4)	-1.6	(0.4)			Argentinien	-5.9	(12.6)	7.8	(8.5)	-5.3	(4.7)	-0.8	(5.0)	1.8	(11.7)	7.4	(12.0)	1.7	(5.6)	13.0	(10.2)	18.4	(8.3)	-14.0	(9.3)	-1.0	(0.1)			Aserbaidschan	1.3	(14.0)	38.1	(13.2)	-8.5	(4.4)	9.2	(4.1)	7.5	(9.3)	-34.0	(8.7)	-0.5	(3.2)	-8.4	(7.8)	19.6	(8.6)	-0.9	(8.3)	-2.6	(1.0)			Braziliens	7.4	(7.1)	8.5	(6.7)	-5.8	(2.9)	6.4	(2.8)	-15.1	(7.2)	-2.4	(6.8)	5.2	(2.0)	3.0	(6.0)	14.4	(5.6)	2.8	(4.9)	-0.8	(0.1)			Bulgarien	-1.5	(9.9)	6.2	(10.3)	-6.3	(5.4)	10.8	(5.1)	15.3	(12.1)	13.8	(12.4)	0.8	(4.3)	13.8	(9.4)	-2.0	(9.7)	-3.3	(10.7)	-0.3	(0.2)			Kolumbien	-10.3	(7.6)	6.4	(7.8)	0.8	(3.2)	3.1	(2.4)	1.7	(8.0)	2.1	(6.0)	-3.5	(2.0)	2.8	(5.3)	-0.5	(4.8)	-12.1	(5.8)	-0.6	(0.2)			Kroatien	1.4	(8.9)	15.7	(5.7)	-5.0	(2.9)	8.4	(3.0)	33.8	(8.4)	20.0	(8.9)	-3.0	(3.0)	28.4	(6.2)	2.6	(5.1)	0.1	(5.1)	-1.7	(0.5)			Dubai (VAE)	7.1	(11.3)	24.7	(6.1)	4.1	(4.2)	3.2	(4.0)	-5.3	(8.4)	-0.2	(6.0)	-3.6	(2.9)	7.8	(6.9)	-12.5	(6.4)	-7.2	(7.0)	-0.6	(0.2)			Hongkong (China)	21.5	(11.5)	36.2	(8.8)	0.4	(4.3)	5.4	(2.9)	-12.4	(10.3)	7.2	(14.1)	-6.4	(2.2)	4.1	(6.5)	3.7	(5.3)	-3.1	(7.5)	-0.6	(0.2)			Indonesien	-18.8	(11.5)	-9.4	(7.9)	0.1	(4.4)	11.4	(4.6)	-18.1	(8.5)	-2.1	(6.4)	-4.3	(2.9)	0.2	(5.1)	11.7	(3.7)	-1.9	(6.6)	-0.3	(0.2)			Jordanien	17.9	(14.1)	19.4	(8.0)	0.8	(4.0)	2.1	(3.4)	-9.9	(10.8)	-1.0	(6.4)	4.3	(2.9)	6.1	(6.4)	12.6	(6.1)	-2.7	(6.0)	-0.8	(0.4)			Kasachstan	-42.2	(12.0)	12.5	(9.2)	4.9	(5.4)	0.5	(4.0)	37.2	(7.9)	17.1	(8.8)	-2.7	(4.3)	9.3	(6.6)	2.7	(12.2)	-7.2	(6.3)	-0.4	(1.2)			Kirgisistan	-30.1	(9.0)	12.3	(13.2)	5.1	(3.8)	2.8	(3.5)	-4.5	(9.6)	-1.3	(6.0)	-3.3	(2.9)	-11.9	(5.5)	5.5	(5.5)	14.8	(6.0)	0.0	(0.6)			Lettland	21.7	(8.7)	7.0	(6.4)	-9.7	(3.8)	12.0	(3.0)	-10.4	(6.6)	20.7	(5.8)	3.0	(3.1)	-1.0	(5.2)	2.8	(6.5)	-4.4	(5.4)	-0.5	(0.2)			Litauen	1.4	(6.7)	21.5	(6.9)	-7.9	(3.6)	4.8	(3.7)	-4.9	(8.9)	14.9	(9.0)	-2.1	(3.4)	8.8	(7.6)	10.6	(8.5)	-11.1	(6.3)	-0.8	(0.4)			Macau (China)	c	c	c	c	c	c	c	c	c	c	c	c	c	c	c	c	c	c	c	c	c	c			Montenegro	c	c	c	c	c	c	c	c	c	c	c	c	c	c	c	c	c	c	c	c	c	c			Panama	-5.1	(9.9)	51.8	(10.1)	0.6	(5.6)	0.5	(5.8)	7.7	(12.0)	2.2	(9.4)	-0.5	(3.5)	-11.4	(6.4)	16.1	(7.0)	22.6	(10.6)	-0.4	(0.2)			Peru	-2.7	(8.1)	17.1	(13.6)	0.4	(4.0)	0.1	(4.0)	13.0	(10.3)	3.3	(7.6)	1.2	(3.2)	14.5	(6.9)	-6.0	(6.5)	-9.8	(5.8)	-0.9	(0.2)			Katar	10.3	(10.0)	34.2	(10.9)	-0.7	(6.0)	3.4	(6.1)	7.5	(11.0)	12.4	(8.2)	4.1	(3.																																																																																																																																																																																																																																																																																																																																																																																																																																																																																																																			
Mexiko	4.3	(6.9)	19.1	(7.1)	-2.4	(2.8)	5.9	(3.0)	13.8	(6.0)	-1.9	(5.7)	1.5	(1.8)	2.9	(4.0)	0.4	(3.4)	-5.2	(4.9)	-0.3	(0.1)			Niederlande	-17.1	(16.3)	26.4	(11.3)	-11.3	(5.0)	14.1	(4.8)	1.9	(13.1)	5.8	(9.5)	1.2	(4.3)	12.8	(8.7)	-14.8	(7.5)	-0.8	(5.3)	0.1	(0.2)			Neuseeland	-4.7	(9.3)	31.6	(7.6)	-6.2	(3.9)	9.7	(3.2)	-14.8	(7.7)	27.7	(5.1)	-1.7	(2.4)	6.7	(5.8)	-19.9	(13.9)	0.7	(8.4)	-0.5	(0.6)			Norwegen	4.0	(8.1)	8.4	(6.3)	-1.2	(3.7)	-0.8	(3.7)	3.8	(8.1)	15.0	(4.2)	-2.3	(3.8)	15.3	(7.8)	c	c	2.8	(9.1)	c	c			Polen	-4.5	(7.9)	4.0	(5.5)	4.2	(2.3)	-3.3	(2.8)	-1.6	(8.2)	4.0	(5.8)	-5.5	(2.8)	4.9	(5.7)	4.7	(5.4)	-0.2	(7.9)	-1.5	(0.2)			Portugal	-4.0	(10.1)	10.2	(6.2)	-0.1	(3.1)	-0.3	(2.9)	-8.6	(8.4)	10.4	(7.0)	1.1	(3.0)	-45.3	(14.7)	c	c	3.9	(7.4)	-0.6	(0.1)			Slowak. Rep.	5.7	(9.0)	14.3	(7.1)	-5.3	(4.1)	7.5	(3.9)	3.6	(8.4)	0.5	(8.6)	-3.3	(3.8)	1.7	(7.8)	-9.9	(5.5)	-7.3	(7.5)	-1.0	(0.3)			Slowenien	-8.2	(8.4)	8.4	(6.1)	0.9	(4.1)	4.4	(3.7)	14.2	(8.1)	8.5	(5.8)	0.0	(2.9)	11.1	(5.8)	2.4	(5.5)	-16.9	(10.2)	-0.3	(0.2)			Spanien	-14.9	(4.5)	11.0	(3.6)	-0.8	(2.1)	3.5	(2.0)	3.4	(4.2)	2.9	(5.0)	0.7	(1.6)	10.1	(7.1)	4.2	(5.0)	5.7	(4.7)	-0.9	(0.1)			Schweden	2.1	(8.2)	4.9	(6.6)	-3.3	(2.9)	5.2	(3.9)	19.1	(9.3)	6.1	(5.2)	-9.7	(2.6)	4.8	(8.3)	14.8	(11.8)	-0.5	(8.4)	-0.3	(0.4)			Schweiz	-2.2	(6.1)	20.7	(5.5)	-2.2	(2.8)	-4.8	(3.0)	-9.0	(8.1)	1.6	(6.0)	-0.3	(2.3)	3.1	(4.1)	14.1	(4.6)	-6.0	(3.2)	-0.6	(0.1)			Türkei	-0.9	(10.9)	3.9	(10.3)	-3.1	(5.7)	-0.6	(4.5)	6.2	(10.7)	5.3	(8.9)	1.7	(3.4)	22.5	(6.3)	-1.9	(5.9)	-16.7	(7.1)	-1.3	(0.2)			Ver. Königreich	-21.3	(8.7)	14.4	(8.5)	-3.5	(3.6)	8.6	(4.4)	25.3	(8.0)	8.0	(4.5)	-1.3	(1.8)	10.3	(5.2)	-10.7	(5.9)	4.3	(5.3)	-1.7	(0.8)			Ver. Staaten	-4.0	(8.1)	26.9	(8.0)	-7.1	(4.1)	5.1	(3.1)	9.8	(8.4)	11.0	(4.8)	-4.0	(2.0)	2.8	(4.5)	11.6	(5.6)	15.2	(8.4)	-0.7	(0.3)			OECD-Durchschnitt	2.9	(1.7)	14.4	(1.3)	-3.6	(0.7)	7.2	(0.7)	-0.1	(1.6)	6.0	(1.6)	-2.1	(0.6)	5.3	(1.4)	1.0	(1.4)	-7.7	(2.0)	-0.6	(0.1)			Partnerländer																								Albanien	-7.7	(12.7)	-0.4	(8.8)	-0.9	(5.5)	-3.9	(5.3)	13.8	(12.7)	14.5	(8.1)	6.7	(4.1)	-11.1	(6.0)	13.3	(7.8)	-6.3	(8.4)	-1.6	(0.4)			Argentinien	-5.9	(12.6)	7.8	(8.5)	-5.3	(4.7)	-0.8	(5.0)	1.8	(11.7)	7.4	(12.0)	1.7	(5.6)	13.0	(10.2)	18.4	(8.3)	-14.0	(9.3)	-1.0	(0.1)			Aserbaidschan	1.3	(14.0)	38.1	(13.2)	-8.5	(4.4)	9.2	(4.1)	7.5	(9.3)	-34.0	(8.7)	-0.5	(3.2)	-8.4	(7.8)	19.6	(8.6)	-0.9	(8.3)	-2.6	(1.0)			Braziliens	7.4	(7.1)	8.5	(6.7)	-5.8	(2.9)	6.4	(2.8)	-15.1	(7.2)	-2.4	(6.8)	5.2	(2.0)	3.0	(6.0)	14.4	(5.6)	2.8	(4.9)	-0.8	(0.1)			Bulgarien	-1.5	(9.9)	6.2	(10.3)	-6.3	(5.4)	10.8	(5.1)	15.3	(12.1)	13.8	(12.4)	0.8	(4.3)	13.8	(9.4)	-2.0	(9.7)	-3.3	(10.7)	-0.3	(0.2)			Kolumbien	-10.3	(7.6)	6.4	(7.8)	0.8	(3.2)	3.1	(2.4)	1.7	(8.0)	2.1	(6.0)	-3.5	(2.0)	2.8	(5.3)	-0.5	(4.8)	-12.1	(5.8)	-0.6	(0.2)			Kroatien	1.4	(8.9)	15.7	(5.7)	-5.0	(2.9)	8.4	(3.0)	33.8	(8.4)	20.0	(8.9)	-3.0	(3.0)	28.4	(6.2)	2.6	(5.1)	0.1	(5.1)	-1.7	(0.5)			Dubai (VAE)	7.1	(11.3)	24.7	(6.1)	4.1	(4.2)	3.2	(4.0)	-5.3	(8.4)	-0.2	(6.0)	-3.6	(2.9)	7.8	(6.9)	-12.5	(6.4)	-7.2	(7.0)	-0.6	(0.2)			Hongkong (China)	21.5	(11.5)	36.2	(8.8)	0.4	(4.3)	5.4	(2.9)	-12.4	(10.3)	7.2	(14.1)	-6.4	(2.2)	4.1	(6.5)	3.7	(5.3)	-3.1	(7.5)	-0.6	(0.2)			Indonesien	-18.8	(11.5)	-9.4	(7.9)	0.1	(4.4)	11.4	(4.6)	-18.1	(8.5)	-2.1	(6.4)	-4.3	(2.9)	0.2	(5.1)	11.7	(3.7)	-1.9	(6.6)	-0.3	(0.2)			Jordanien	17.9	(14.1)	19.4	(8.0)	0.8	(4.0)	2.1	(3.4)	-9.9	(10.8)	-1.0	(6.4)	4.3	(2.9)	6.1	(6.4)	12.6	(6.1)	-2.7	(6.0)	-0.8	(0.4)			Kasachstan	-42.2	(12.0)	12.5	(9.2)	4.9	(5.4)	0.5	(4.0)	37.2	(7.9)	17.1	(8.8)	-2.7	(4.3)	9.3	(6.6)	2.7	(12.2)	-7.2	(6.3)	-0.4	(1.2)			Kirgisistan	-30.1	(9.0)	12.3	(13.2)	5.1	(3.8)	2.8	(3.5)	-4.5	(9.6)	-1.3	(6.0)	-3.3	(2.9)	-11.9	(5.5)	5.5	(5.5)	14.8	(6.0)	0.0	(0.6)			Lettland	21.7	(8.7)	7.0	(6.4)	-9.7	(3.8)	12.0	(3.0)	-10.4	(6.6)	20.7	(5.8)	3.0	(3.1)	-1.0	(5.2)	2.8	(6.5)	-4.4	(5.4)	-0.5	(0.2)			Litauen	1.4	(6.7)	21.5	(6.9)	-7.9	(3.6)	4.8	(3.7)	-4.9	(8.9)	14.9	(9.0)	-2.1	(3.4)	8.8	(7.6)	10.6	(8.5)	-11.1	(6.3)	-0.8	(0.4)			Macau (China)	c	c	c	c	c	c	c	c	c	c	c	c	c	c	c	c	c	c	c	c	c	c			Montenegro	c	c	c	c	c	c	c	c	c	c	c	c	c	c	c	c	c	c	c	c	c	c			Panama	-5.1	(9.9)	51.8	(10.1)	0.6	(5.6)	0.5	(5.8)	7.7	(12.0)	2.2	(9.4)	-0.5	(3.5)	-11.4	(6.4)	16.1	(7.0)	22.6	(10.6)	-0.4	(0.2)			Peru	-2.7	(8.1)	17.1	(13.6)	0.4	(4.0)	0.1	(4.0)	13.0	(10.3)	3.3	(7.6)	1.2	(3.2)	14.5	(6.9)	-6.0	(6.5)	-9.8	(5.8)	-0.9	(0.2)			Katar	10.3	(10.0)	34.2	(10.9)	-0.7	(6.0)	3.4	(6.1)	7.5	(11.0)	12.4	(8.2)	4.1	(3.																																																																																																																																																																																																																																																																																																																																																																																																																																																																																																																																												
Niederlande	-17.1	(16.3)	26.4	(11.3)	-11.3	(5.0)	14.1	(4.8)	1.9	(13.1)	5.8	(9.5)	1.2	(4.3)	12.8	(8.7)	-14.8	(7.5)	-0.8	(5.3)	0.1	(0.2)			Neuseeland	-4.7	(9.3)	31.6	(7.6)	-6.2	(3.9)	9.7	(3.2)	-14.8	(7.7)	27.7	(5.1)	-1.7	(2.4)	6.7	(5.8)	-19.9	(13.9)	0.7	(8.4)	-0.5	(0.6)			Norwegen	4.0	(8.1)	8.4	(6.3)	-1.2	(3.7)	-0.8	(3.7)	3.8	(8.1)	15.0	(4.2)	-2.3	(3.8)	15.3	(7.8)	c	c	2.8	(9.1)	c	c			Polen	-4.5	(7.9)	4.0	(5.5)	4.2	(2.3)	-3.3	(2.8)	-1.6	(8.2)	4.0	(5.8)	-5.5	(2.8)	4.9	(5.7)	4.7	(5.4)	-0.2	(7.9)	-1.5	(0.2)			Portugal	-4.0	(10.1)	10.2	(6.2)	-0.1	(3.1)	-0.3	(2.9)	-8.6	(8.4)	10.4	(7.0)	1.1	(3.0)	-45.3	(14.7)	c	c	3.9	(7.4)	-0.6	(0.1)			Slowak. Rep.	5.7	(9.0)	14.3	(7.1)	-5.3	(4.1)	7.5	(3.9)	3.6	(8.4)	0.5	(8.6)	-3.3	(3.8)	1.7	(7.8)	-9.9	(5.5)	-7.3	(7.5)	-1.0	(0.3)			Slowenien	-8.2	(8.4)	8.4	(6.1)	0.9	(4.1)	4.4	(3.7)	14.2	(8.1)	8.5	(5.8)	0.0	(2.9)	11.1	(5.8)	2.4	(5.5)	-16.9	(10.2)	-0.3	(0.2)			Spanien	-14.9	(4.5)	11.0	(3.6)	-0.8	(2.1)	3.5	(2.0)	3.4	(4.2)	2.9	(5.0)	0.7	(1.6)	10.1	(7.1)	4.2	(5.0)	5.7	(4.7)	-0.9	(0.1)			Schweden	2.1	(8.2)	4.9	(6.6)	-3.3	(2.9)	5.2	(3.9)	19.1	(9.3)	6.1	(5.2)	-9.7	(2.6)	4.8	(8.3)	14.8	(11.8)	-0.5	(8.4)	-0.3	(0.4)			Schweiz	-2.2	(6.1)	20.7	(5.5)	-2.2	(2.8)	-4.8	(3.0)	-9.0	(8.1)	1.6	(6.0)	-0.3	(2.3)	3.1	(4.1)	14.1	(4.6)	-6.0	(3.2)	-0.6	(0.1)			Türkei	-0.9	(10.9)	3.9	(10.3)	-3.1	(5.7)	-0.6	(4.5)	6.2	(10.7)	5.3	(8.9)	1.7	(3.4)	22.5	(6.3)	-1.9	(5.9)	-16.7	(7.1)	-1.3	(0.2)			Ver. Königreich	-21.3	(8.7)	14.4	(8.5)	-3.5	(3.6)	8.6	(4.4)	25.3	(8.0)	8.0	(4.5)	-1.3	(1.8)	10.3	(5.2)	-10.7	(5.9)	4.3	(5.3)	-1.7	(0.8)			Ver. Staaten	-4.0	(8.1)	26.9	(8.0)	-7.1	(4.1)	5.1	(3.1)	9.8	(8.4)	11.0	(4.8)	-4.0	(2.0)	2.8	(4.5)	11.6	(5.6)	15.2	(8.4)	-0.7	(0.3)			OECD-Durchschnitt	2.9	(1.7)	14.4	(1.3)	-3.6	(0.7)	7.2	(0.7)	-0.1	(1.6)	6.0	(1.6)	-2.1	(0.6)	5.3	(1.4)	1.0	(1.4)	-7.7	(2.0)	-0.6	(0.1)			Partnerländer																								Albanien	-7.7	(12.7)	-0.4	(8.8)	-0.9	(5.5)	-3.9	(5.3)	13.8	(12.7)	14.5	(8.1)	6.7	(4.1)	-11.1	(6.0)	13.3	(7.8)	-6.3	(8.4)	-1.6	(0.4)			Argentinien	-5.9	(12.6)	7.8	(8.5)	-5.3	(4.7)	-0.8	(5.0)	1.8	(11.7)	7.4	(12.0)	1.7	(5.6)	13.0	(10.2)	18.4	(8.3)	-14.0	(9.3)	-1.0	(0.1)			Aserbaidschan	1.3	(14.0)	38.1	(13.2)	-8.5	(4.4)	9.2	(4.1)	7.5	(9.3)	-34.0	(8.7)	-0.5	(3.2)	-8.4	(7.8)	19.6	(8.6)	-0.9	(8.3)	-2.6	(1.0)			Braziliens	7.4	(7.1)	8.5	(6.7)	-5.8	(2.9)	6.4	(2.8)	-15.1	(7.2)	-2.4	(6.8)	5.2	(2.0)	3.0	(6.0)	14.4	(5.6)	2.8	(4.9)	-0.8	(0.1)			Bulgarien	-1.5	(9.9)	6.2	(10.3)	-6.3	(5.4)	10.8	(5.1)	15.3	(12.1)	13.8	(12.4)	0.8	(4.3)	13.8	(9.4)	-2.0	(9.7)	-3.3	(10.7)	-0.3	(0.2)			Kolumbien	-10.3	(7.6)	6.4	(7.8)	0.8	(3.2)	3.1	(2.4)	1.7	(8.0)	2.1	(6.0)	-3.5	(2.0)	2.8	(5.3)	-0.5	(4.8)	-12.1	(5.8)	-0.6	(0.2)			Kroatien	1.4	(8.9)	15.7	(5.7)	-5.0	(2.9)	8.4	(3.0)	33.8	(8.4)	20.0	(8.9)	-3.0	(3.0)	28.4	(6.2)	2.6	(5.1)	0.1	(5.1)	-1.7	(0.5)			Dubai (VAE)	7.1	(11.3)	24.7	(6.1)	4.1	(4.2)	3.2	(4.0)	-5.3	(8.4)	-0.2	(6.0)	-3.6	(2.9)	7.8	(6.9)	-12.5	(6.4)	-7.2	(7.0)	-0.6	(0.2)			Hongkong (China)	21.5	(11.5)	36.2	(8.8)	0.4	(4.3)	5.4	(2.9)	-12.4	(10.3)	7.2	(14.1)	-6.4	(2.2)	4.1	(6.5)	3.7	(5.3)	-3.1	(7.5)	-0.6	(0.2)			Indonesien	-18.8	(11.5)	-9.4	(7.9)	0.1	(4.4)	11.4	(4.6)	-18.1	(8.5)	-2.1	(6.4)	-4.3	(2.9)	0.2	(5.1)	11.7	(3.7)	-1.9	(6.6)	-0.3	(0.2)			Jordanien	17.9	(14.1)	19.4	(8.0)	0.8	(4.0)	2.1	(3.4)	-9.9	(10.8)	-1.0	(6.4)	4.3	(2.9)	6.1	(6.4)	12.6	(6.1)	-2.7	(6.0)	-0.8	(0.4)			Kasachstan	-42.2	(12.0)	12.5	(9.2)	4.9	(5.4)	0.5	(4.0)	37.2	(7.9)	17.1	(8.8)	-2.7	(4.3)	9.3	(6.6)	2.7	(12.2)	-7.2	(6.3)	-0.4	(1.2)			Kirgisistan	-30.1	(9.0)	12.3	(13.2)	5.1	(3.8)	2.8	(3.5)	-4.5	(9.6)	-1.3	(6.0)	-3.3	(2.9)	-11.9	(5.5)	5.5	(5.5)	14.8	(6.0)	0.0	(0.6)			Lettland	21.7	(8.7)	7.0	(6.4)	-9.7	(3.8)	12.0	(3.0)	-10.4	(6.6)	20.7	(5.8)	3.0	(3.1)	-1.0	(5.2)	2.8	(6.5)	-4.4	(5.4)	-0.5	(0.2)			Litauen	1.4	(6.7)	21.5	(6.9)	-7.9	(3.6)	4.8	(3.7)	-4.9	(8.9)	14.9	(9.0)	-2.1	(3.4)	8.8	(7.6)	10.6	(8.5)	-11.1	(6.3)	-0.8	(0.4)			Macau (China)	c	c	c	c	c	c	c	c	c	c	c	c	c	c	c	c	c	c	c	c	c	c			Montenegro	c	c	c	c	c	c	c	c	c	c	c	c	c	c	c	c	c	c	c	c	c	c			Panama	-5.1	(9.9)	51.8	(10.1)	0.6	(5.6)	0.5	(5.8)	7.7	(12.0)	2.2	(9.4)	-0.5	(3.5)	-11.4	(6.4)	16.1	(7.0)	22.6	(10.6)	-0.4	(0.2)			Peru	-2.7	(8.1)	17.1	(13.6)	0.4	(4.0)	0.1	(4.0)	13.0	(10.3)	3.3	(7.6)	1.2	(3.2)	14.5	(6.9)	-6.0	(6.5)	-9.8	(5.8)	-0.9	(0.2)			Katar	10.3	(10.0)	34.2	(10.9)	-0.7	(6.0)	3.4	(6.1)	7.5	(11.0)	12.4	(8.2)	4.1	(3.																																																																																																																																																																																																																																																																																																																																																																																																																																																																																																																																																																					
Neuseeland	-4.7	(9.3)	31.6	(7.6)	-6.2	(3.9)	9.7	(3.2)	-14.8	(7.7)	27.7	(5.1)	-1.7	(2.4)	6.7	(5.8)	-19.9	(13.9)	0.7	(8.4)	-0.5	(0.6)			Norwegen	4.0	(8.1)	8.4	(6.3)	-1.2	(3.7)	-0.8	(3.7)	3.8	(8.1)	15.0	(4.2)	-2.3	(3.8)	15.3	(7.8)	c	c	2.8	(9.1)	c	c			Polen	-4.5	(7.9)	4.0	(5.5)	4.2	(2.3)	-3.3	(2.8)	-1.6	(8.2)	4.0	(5.8)	-5.5	(2.8)	4.9	(5.7)	4.7	(5.4)	-0.2	(7.9)	-1.5	(0.2)			Portugal	-4.0	(10.1)	10.2	(6.2)	-0.1	(3.1)	-0.3	(2.9)	-8.6	(8.4)	10.4	(7.0)	1.1	(3.0)	-45.3	(14.7)	c	c	3.9	(7.4)	-0.6	(0.1)			Slowak. Rep.	5.7	(9.0)	14.3	(7.1)	-5.3	(4.1)	7.5	(3.9)	3.6	(8.4)	0.5	(8.6)	-3.3	(3.8)	1.7	(7.8)	-9.9	(5.5)	-7.3	(7.5)	-1.0	(0.3)			Slowenien	-8.2	(8.4)	8.4	(6.1)	0.9	(4.1)	4.4	(3.7)	14.2	(8.1)	8.5	(5.8)	0.0	(2.9)	11.1	(5.8)	2.4	(5.5)	-16.9	(10.2)	-0.3	(0.2)			Spanien	-14.9	(4.5)	11.0	(3.6)	-0.8	(2.1)	3.5	(2.0)	3.4	(4.2)	2.9	(5.0)	0.7	(1.6)	10.1	(7.1)	4.2	(5.0)	5.7	(4.7)	-0.9	(0.1)			Schweden	2.1	(8.2)	4.9	(6.6)	-3.3	(2.9)	5.2	(3.9)	19.1	(9.3)	6.1	(5.2)	-9.7	(2.6)	4.8	(8.3)	14.8	(11.8)	-0.5	(8.4)	-0.3	(0.4)			Schweiz	-2.2	(6.1)	20.7	(5.5)	-2.2	(2.8)	-4.8	(3.0)	-9.0	(8.1)	1.6	(6.0)	-0.3	(2.3)	3.1	(4.1)	14.1	(4.6)	-6.0	(3.2)	-0.6	(0.1)			Türkei	-0.9	(10.9)	3.9	(10.3)	-3.1	(5.7)	-0.6	(4.5)	6.2	(10.7)	5.3	(8.9)	1.7	(3.4)	22.5	(6.3)	-1.9	(5.9)	-16.7	(7.1)	-1.3	(0.2)			Ver. Königreich	-21.3	(8.7)	14.4	(8.5)	-3.5	(3.6)	8.6	(4.4)	25.3	(8.0)	8.0	(4.5)	-1.3	(1.8)	10.3	(5.2)	-10.7	(5.9)	4.3	(5.3)	-1.7	(0.8)			Ver. Staaten	-4.0	(8.1)	26.9	(8.0)	-7.1	(4.1)	5.1	(3.1)	9.8	(8.4)	11.0	(4.8)	-4.0	(2.0)	2.8	(4.5)	11.6	(5.6)	15.2	(8.4)	-0.7	(0.3)			OECD-Durchschnitt	2.9	(1.7)	14.4	(1.3)	-3.6	(0.7)	7.2	(0.7)	-0.1	(1.6)	6.0	(1.6)	-2.1	(0.6)	5.3	(1.4)	1.0	(1.4)	-7.7	(2.0)	-0.6	(0.1)			Partnerländer																								Albanien	-7.7	(12.7)	-0.4	(8.8)	-0.9	(5.5)	-3.9	(5.3)	13.8	(12.7)	14.5	(8.1)	6.7	(4.1)	-11.1	(6.0)	13.3	(7.8)	-6.3	(8.4)	-1.6	(0.4)			Argentinien	-5.9	(12.6)	7.8	(8.5)	-5.3	(4.7)	-0.8	(5.0)	1.8	(11.7)	7.4	(12.0)	1.7	(5.6)	13.0	(10.2)	18.4	(8.3)	-14.0	(9.3)	-1.0	(0.1)			Aserbaidschan	1.3	(14.0)	38.1	(13.2)	-8.5	(4.4)	9.2	(4.1)	7.5	(9.3)	-34.0	(8.7)	-0.5	(3.2)	-8.4	(7.8)	19.6	(8.6)	-0.9	(8.3)	-2.6	(1.0)			Braziliens	7.4	(7.1)	8.5	(6.7)	-5.8	(2.9)	6.4	(2.8)	-15.1	(7.2)	-2.4	(6.8)	5.2	(2.0)	3.0	(6.0)	14.4	(5.6)	2.8	(4.9)	-0.8	(0.1)			Bulgarien	-1.5	(9.9)	6.2	(10.3)	-6.3	(5.4)	10.8	(5.1)	15.3	(12.1)	13.8	(12.4)	0.8	(4.3)	13.8	(9.4)	-2.0	(9.7)	-3.3	(10.7)	-0.3	(0.2)			Kolumbien	-10.3	(7.6)	6.4	(7.8)	0.8	(3.2)	3.1	(2.4)	1.7	(8.0)	2.1	(6.0)	-3.5	(2.0)	2.8	(5.3)	-0.5	(4.8)	-12.1	(5.8)	-0.6	(0.2)			Kroatien	1.4	(8.9)	15.7	(5.7)	-5.0	(2.9)	8.4	(3.0)	33.8	(8.4)	20.0	(8.9)	-3.0	(3.0)	28.4	(6.2)	2.6	(5.1)	0.1	(5.1)	-1.7	(0.5)			Dubai (VAE)	7.1	(11.3)	24.7	(6.1)	4.1	(4.2)	3.2	(4.0)	-5.3	(8.4)	-0.2	(6.0)	-3.6	(2.9)	7.8	(6.9)	-12.5	(6.4)	-7.2	(7.0)	-0.6	(0.2)			Hongkong (China)	21.5	(11.5)	36.2	(8.8)	0.4	(4.3)	5.4	(2.9)	-12.4	(10.3)	7.2	(14.1)	-6.4	(2.2)	4.1	(6.5)	3.7	(5.3)	-3.1	(7.5)	-0.6	(0.2)			Indonesien	-18.8	(11.5)	-9.4	(7.9)	0.1	(4.4)	11.4	(4.6)	-18.1	(8.5)	-2.1	(6.4)	-4.3	(2.9)	0.2	(5.1)	11.7	(3.7)	-1.9	(6.6)	-0.3	(0.2)			Jordanien	17.9	(14.1)	19.4	(8.0)	0.8	(4.0)	2.1	(3.4)	-9.9	(10.8)	-1.0	(6.4)	4.3	(2.9)	6.1	(6.4)	12.6	(6.1)	-2.7	(6.0)	-0.8	(0.4)			Kasachstan	-42.2	(12.0)	12.5	(9.2)	4.9	(5.4)	0.5	(4.0)	37.2	(7.9)	17.1	(8.8)	-2.7	(4.3)	9.3	(6.6)	2.7	(12.2)	-7.2	(6.3)	-0.4	(1.2)			Kirgisistan	-30.1	(9.0)	12.3	(13.2)	5.1	(3.8)	2.8	(3.5)	-4.5	(9.6)	-1.3	(6.0)	-3.3	(2.9)	-11.9	(5.5)	5.5	(5.5)	14.8	(6.0)	0.0	(0.6)			Lettland	21.7	(8.7)	7.0	(6.4)	-9.7	(3.8)	12.0	(3.0)	-10.4	(6.6)	20.7	(5.8)	3.0	(3.1)	-1.0	(5.2)	2.8	(6.5)	-4.4	(5.4)	-0.5	(0.2)			Litauen	1.4	(6.7)	21.5	(6.9)	-7.9	(3.6)	4.8	(3.7)	-4.9	(8.9)	14.9	(9.0)	-2.1	(3.4)	8.8	(7.6)	10.6	(8.5)	-11.1	(6.3)	-0.8	(0.4)			Macau (China)	c	c	c	c	c	c	c	c	c	c	c	c	c	c	c	c	c	c	c	c	c	c			Montenegro	c	c	c	c	c	c	c	c	c	c	c	c	c	c	c	c	c	c	c	c	c	c			Panama	-5.1	(9.9)	51.8	(10.1)	0.6	(5.6)	0.5	(5.8)	7.7	(12.0)	2.2	(9.4)	-0.5	(3.5)	-11.4	(6.4)	16.1	(7.0)	22.6	(10.6)	-0.4	(0.2)			Peru	-2.7	(8.1)	17.1	(13.6)	0.4	(4.0)	0.1	(4.0)	13.0	(10.3)	3.3	(7.6)	1.2	(3.2)	14.5	(6.9)	-6.0	(6.5)	-9.8	(5.8)	-0.9	(0.2)			Katar	10.3	(10.0)	34.2	(10.9)	-0.7	(6.0)	3.4	(6.1)	7.5	(11.0)	12.4	(8.2)	4.1	(3.																																																																																																																																																																																																																																																																																																																																																																																																																																																																																																																																																																																														
Norwegen	4.0	(8.1)	8.4	(6.3)	-1.2	(3.7)	-0.8	(3.7)	3.8	(8.1)	15.0	(4.2)	-2.3	(3.8)	15.3	(7.8)	c	c	2.8	(9.1)	c	c			Polen	-4.5	(7.9)	4.0	(5.5)	4.2	(2.3)	-3.3	(2.8)	-1.6	(8.2)	4.0	(5.8)	-5.5	(2.8)	4.9	(5.7)	4.7	(5.4)	-0.2	(7.9)	-1.5	(0.2)			Portugal	-4.0	(10.1)	10.2	(6.2)	-0.1	(3.1)	-0.3	(2.9)	-8.6	(8.4)	10.4	(7.0)	1.1	(3.0)	-45.3	(14.7)	c	c	3.9	(7.4)	-0.6	(0.1)			Slowak. Rep.	5.7	(9.0)	14.3	(7.1)	-5.3	(4.1)	7.5	(3.9)	3.6	(8.4)	0.5	(8.6)	-3.3	(3.8)	1.7	(7.8)	-9.9	(5.5)	-7.3	(7.5)	-1.0	(0.3)			Slowenien	-8.2	(8.4)	8.4	(6.1)	0.9	(4.1)	4.4	(3.7)	14.2	(8.1)	8.5	(5.8)	0.0	(2.9)	11.1	(5.8)	2.4	(5.5)	-16.9	(10.2)	-0.3	(0.2)			Spanien	-14.9	(4.5)	11.0	(3.6)	-0.8	(2.1)	3.5	(2.0)	3.4	(4.2)	2.9	(5.0)	0.7	(1.6)	10.1	(7.1)	4.2	(5.0)	5.7	(4.7)	-0.9	(0.1)			Schweden	2.1	(8.2)	4.9	(6.6)	-3.3	(2.9)	5.2	(3.9)	19.1	(9.3)	6.1	(5.2)	-9.7	(2.6)	4.8	(8.3)	14.8	(11.8)	-0.5	(8.4)	-0.3	(0.4)			Schweiz	-2.2	(6.1)	20.7	(5.5)	-2.2	(2.8)	-4.8	(3.0)	-9.0	(8.1)	1.6	(6.0)	-0.3	(2.3)	3.1	(4.1)	14.1	(4.6)	-6.0	(3.2)	-0.6	(0.1)			Türkei	-0.9	(10.9)	3.9	(10.3)	-3.1	(5.7)	-0.6	(4.5)	6.2	(10.7)	5.3	(8.9)	1.7	(3.4)	22.5	(6.3)	-1.9	(5.9)	-16.7	(7.1)	-1.3	(0.2)			Ver. Königreich	-21.3	(8.7)	14.4	(8.5)	-3.5	(3.6)	8.6	(4.4)	25.3	(8.0)	8.0	(4.5)	-1.3	(1.8)	10.3	(5.2)	-10.7	(5.9)	4.3	(5.3)	-1.7	(0.8)			Ver. Staaten	-4.0	(8.1)	26.9	(8.0)	-7.1	(4.1)	5.1	(3.1)	9.8	(8.4)	11.0	(4.8)	-4.0	(2.0)	2.8	(4.5)	11.6	(5.6)	15.2	(8.4)	-0.7	(0.3)			OECD-Durchschnitt	2.9	(1.7)	14.4	(1.3)	-3.6	(0.7)	7.2	(0.7)	-0.1	(1.6)	6.0	(1.6)	-2.1	(0.6)	5.3	(1.4)	1.0	(1.4)	-7.7	(2.0)	-0.6	(0.1)			Partnerländer																								Albanien	-7.7	(12.7)	-0.4	(8.8)	-0.9	(5.5)	-3.9	(5.3)	13.8	(12.7)	14.5	(8.1)	6.7	(4.1)	-11.1	(6.0)	13.3	(7.8)	-6.3	(8.4)	-1.6	(0.4)			Argentinien	-5.9	(12.6)	7.8	(8.5)	-5.3	(4.7)	-0.8	(5.0)	1.8	(11.7)	7.4	(12.0)	1.7	(5.6)	13.0	(10.2)	18.4	(8.3)	-14.0	(9.3)	-1.0	(0.1)			Aserbaidschan	1.3	(14.0)	38.1	(13.2)	-8.5	(4.4)	9.2	(4.1)	7.5	(9.3)	-34.0	(8.7)	-0.5	(3.2)	-8.4	(7.8)	19.6	(8.6)	-0.9	(8.3)	-2.6	(1.0)			Braziliens	7.4	(7.1)	8.5	(6.7)	-5.8	(2.9)	6.4	(2.8)	-15.1	(7.2)	-2.4	(6.8)	5.2	(2.0)	3.0	(6.0)	14.4	(5.6)	2.8	(4.9)	-0.8	(0.1)			Bulgarien	-1.5	(9.9)	6.2	(10.3)	-6.3	(5.4)	10.8	(5.1)	15.3	(12.1)	13.8	(12.4)	0.8	(4.3)	13.8	(9.4)	-2.0	(9.7)	-3.3	(10.7)	-0.3	(0.2)			Kolumbien	-10.3	(7.6)	6.4	(7.8)	0.8	(3.2)	3.1	(2.4)	1.7	(8.0)	2.1	(6.0)	-3.5	(2.0)	2.8	(5.3)	-0.5	(4.8)	-12.1	(5.8)	-0.6	(0.2)			Kroatien	1.4	(8.9)	15.7	(5.7)	-5.0	(2.9)	8.4	(3.0)	33.8	(8.4)	20.0	(8.9)	-3.0	(3.0)	28.4	(6.2)	2.6	(5.1)	0.1	(5.1)	-1.7	(0.5)			Dubai (VAE)	7.1	(11.3)	24.7	(6.1)	4.1	(4.2)	3.2	(4.0)	-5.3	(8.4)	-0.2	(6.0)	-3.6	(2.9)	7.8	(6.9)	-12.5	(6.4)	-7.2	(7.0)	-0.6	(0.2)			Hongkong (China)	21.5	(11.5)	36.2	(8.8)	0.4	(4.3)	5.4	(2.9)	-12.4	(10.3)	7.2	(14.1)	-6.4	(2.2)	4.1	(6.5)	3.7	(5.3)	-3.1	(7.5)	-0.6	(0.2)			Indonesien	-18.8	(11.5)	-9.4	(7.9)	0.1	(4.4)	11.4	(4.6)	-18.1	(8.5)	-2.1	(6.4)	-4.3	(2.9)	0.2	(5.1)	11.7	(3.7)	-1.9	(6.6)	-0.3	(0.2)			Jordanien	17.9	(14.1)	19.4	(8.0)	0.8	(4.0)	2.1	(3.4)	-9.9	(10.8)	-1.0	(6.4)	4.3	(2.9)	6.1	(6.4)	12.6	(6.1)	-2.7	(6.0)	-0.8	(0.4)			Kasachstan	-42.2	(12.0)	12.5	(9.2)	4.9	(5.4)	0.5	(4.0)	37.2	(7.9)	17.1	(8.8)	-2.7	(4.3)	9.3	(6.6)	2.7	(12.2)	-7.2	(6.3)	-0.4	(1.2)			Kirgisistan	-30.1	(9.0)	12.3	(13.2)	5.1	(3.8)	2.8	(3.5)	-4.5	(9.6)	-1.3	(6.0)	-3.3	(2.9)	-11.9	(5.5)	5.5	(5.5)	14.8	(6.0)	0.0	(0.6)			Lettland	21.7	(8.7)	7.0	(6.4)	-9.7	(3.8)	12.0	(3.0)	-10.4	(6.6)	20.7	(5.8)	3.0	(3.1)	-1.0	(5.2)	2.8	(6.5)	-4.4	(5.4)	-0.5	(0.2)			Litauen	1.4	(6.7)	21.5	(6.9)	-7.9	(3.6)	4.8	(3.7)	-4.9	(8.9)	14.9	(9.0)	-2.1	(3.4)	8.8	(7.6)	10.6	(8.5)	-11.1	(6.3)	-0.8	(0.4)			Macau (China)	c	c	c	c	c	c	c	c	c	c	c	c	c	c	c	c	c	c	c	c	c	c			Montenegro	c	c	c	c	c	c	c	c	c	c	c	c	c	c	c	c	c	c	c	c	c	c			Panama	-5.1	(9.9)	51.8	(10.1)	0.6	(5.6)	0.5	(5.8)	7.7	(12.0)	2.2	(9.4)	-0.5	(3.5)	-11.4	(6.4)	16.1	(7.0)	22.6	(10.6)	-0.4	(0.2)			Peru	-2.7	(8.1)	17.1	(13.6)	0.4	(4.0)	0.1	(4.0)	13.0	(10.3)	3.3	(7.6)	1.2	(3.2)	14.5	(6.9)	-6.0	(6.5)	-9.8	(5.8)	-0.9	(0.2)			Katar	10.3	(10.0)	34.2	(10.9)	-0.7	(6.0)	3.4	(6.1)	7.5	(11.0)	12.4	(8.2)	4.1	(3.																																																																																																																																																																																																																																																																																																																																																																																																																																																																																																																																																																																																																							
Polen	-4.5	(7.9)	4.0	(5.5)	4.2	(2.3)	-3.3	(2.8)	-1.6	(8.2)	4.0	(5.8)	-5.5	(2.8)	4.9	(5.7)	4.7	(5.4)	-0.2	(7.9)	-1.5	(0.2)			Portugal	-4.0	(10.1)	10.2	(6.2)	-0.1	(3.1)	-0.3	(2.9)	-8.6	(8.4)	10.4	(7.0)	1.1	(3.0)	-45.3	(14.7)	c	c	3.9	(7.4)	-0.6	(0.1)			Slowak. Rep.	5.7	(9.0)	14.3	(7.1)	-5.3	(4.1)	7.5	(3.9)	3.6	(8.4)	0.5	(8.6)	-3.3	(3.8)	1.7	(7.8)	-9.9	(5.5)	-7.3	(7.5)	-1.0	(0.3)			Slowenien	-8.2	(8.4)	8.4	(6.1)	0.9	(4.1)	4.4	(3.7)	14.2	(8.1)	8.5	(5.8)	0.0	(2.9)	11.1	(5.8)	2.4	(5.5)	-16.9	(10.2)	-0.3	(0.2)			Spanien	-14.9	(4.5)	11.0	(3.6)	-0.8	(2.1)	3.5	(2.0)	3.4	(4.2)	2.9	(5.0)	0.7	(1.6)	10.1	(7.1)	4.2	(5.0)	5.7	(4.7)	-0.9	(0.1)			Schweden	2.1	(8.2)	4.9	(6.6)	-3.3	(2.9)	5.2	(3.9)	19.1	(9.3)	6.1	(5.2)	-9.7	(2.6)	4.8	(8.3)	14.8	(11.8)	-0.5	(8.4)	-0.3	(0.4)			Schweiz	-2.2	(6.1)	20.7	(5.5)	-2.2	(2.8)	-4.8	(3.0)	-9.0	(8.1)	1.6	(6.0)	-0.3	(2.3)	3.1	(4.1)	14.1	(4.6)	-6.0	(3.2)	-0.6	(0.1)			Türkei	-0.9	(10.9)	3.9	(10.3)	-3.1	(5.7)	-0.6	(4.5)	6.2	(10.7)	5.3	(8.9)	1.7	(3.4)	22.5	(6.3)	-1.9	(5.9)	-16.7	(7.1)	-1.3	(0.2)			Ver. Königreich	-21.3	(8.7)	14.4	(8.5)	-3.5	(3.6)	8.6	(4.4)	25.3	(8.0)	8.0	(4.5)	-1.3	(1.8)	10.3	(5.2)	-10.7	(5.9)	4.3	(5.3)	-1.7	(0.8)			Ver. Staaten	-4.0	(8.1)	26.9	(8.0)	-7.1	(4.1)	5.1	(3.1)	9.8	(8.4)	11.0	(4.8)	-4.0	(2.0)	2.8	(4.5)	11.6	(5.6)	15.2	(8.4)	-0.7	(0.3)			OECD-Durchschnitt	2.9	(1.7)	14.4	(1.3)	-3.6	(0.7)	7.2	(0.7)	-0.1	(1.6)	6.0	(1.6)	-2.1	(0.6)	5.3	(1.4)	1.0	(1.4)	-7.7	(2.0)	-0.6	(0.1)			Partnerländer																								Albanien	-7.7	(12.7)	-0.4	(8.8)	-0.9	(5.5)	-3.9	(5.3)	13.8	(12.7)	14.5	(8.1)	6.7	(4.1)	-11.1	(6.0)	13.3	(7.8)	-6.3	(8.4)	-1.6	(0.4)			Argentinien	-5.9	(12.6)	7.8	(8.5)	-5.3	(4.7)	-0.8	(5.0)	1.8	(11.7)	7.4	(12.0)	1.7	(5.6)	13.0	(10.2)	18.4	(8.3)	-14.0	(9.3)	-1.0	(0.1)			Aserbaidschan	1.3	(14.0)	38.1	(13.2)	-8.5	(4.4)	9.2	(4.1)	7.5	(9.3)	-34.0	(8.7)	-0.5	(3.2)	-8.4	(7.8)	19.6	(8.6)	-0.9	(8.3)	-2.6	(1.0)			Braziliens	7.4	(7.1)	8.5	(6.7)	-5.8	(2.9)	6.4	(2.8)	-15.1	(7.2)	-2.4	(6.8)	5.2	(2.0)	3.0	(6.0)	14.4	(5.6)	2.8	(4.9)	-0.8	(0.1)			Bulgarien	-1.5	(9.9)	6.2	(10.3)	-6.3	(5.4)	10.8	(5.1)	15.3	(12.1)	13.8	(12.4)	0.8	(4.3)	13.8	(9.4)	-2.0	(9.7)	-3.3	(10.7)	-0.3	(0.2)			Kolumbien	-10.3	(7.6)	6.4	(7.8)	0.8	(3.2)	3.1	(2.4)	1.7	(8.0)	2.1	(6.0)	-3.5	(2.0)	2.8	(5.3)	-0.5	(4.8)	-12.1	(5.8)	-0.6	(0.2)			Kroatien	1.4	(8.9)	15.7	(5.7)	-5.0	(2.9)	8.4	(3.0)	33.8	(8.4)	20.0	(8.9)	-3.0	(3.0)	28.4	(6.2)	2.6	(5.1)	0.1	(5.1)	-1.7	(0.5)			Dubai (VAE)	7.1	(11.3)	24.7	(6.1)	4.1	(4.2)	3.2	(4.0)	-5.3	(8.4)	-0.2	(6.0)	-3.6	(2.9)	7.8	(6.9)	-12.5	(6.4)	-7.2	(7.0)	-0.6	(0.2)			Hongkong (China)	21.5	(11.5)	36.2	(8.8)	0.4	(4.3)	5.4	(2.9)	-12.4	(10.3)	7.2	(14.1)	-6.4	(2.2)	4.1	(6.5)	3.7	(5.3)	-3.1	(7.5)	-0.6	(0.2)			Indonesien	-18.8	(11.5)	-9.4	(7.9)	0.1	(4.4)	11.4	(4.6)	-18.1	(8.5)	-2.1	(6.4)	-4.3	(2.9)	0.2	(5.1)	11.7	(3.7)	-1.9	(6.6)	-0.3	(0.2)			Jordanien	17.9	(14.1)	19.4	(8.0)	0.8	(4.0)	2.1	(3.4)	-9.9	(10.8)	-1.0	(6.4)	4.3	(2.9)	6.1	(6.4)	12.6	(6.1)	-2.7	(6.0)	-0.8	(0.4)			Kasachstan	-42.2	(12.0)	12.5	(9.2)	4.9	(5.4)	0.5	(4.0)	37.2	(7.9)	17.1	(8.8)	-2.7	(4.3)	9.3	(6.6)	2.7	(12.2)	-7.2	(6.3)	-0.4	(1.2)			Kirgisistan	-30.1	(9.0)	12.3	(13.2)	5.1	(3.8)	2.8	(3.5)	-4.5	(9.6)	-1.3	(6.0)	-3.3	(2.9)	-11.9	(5.5)	5.5	(5.5)	14.8	(6.0)	0.0	(0.6)			Lettland	21.7	(8.7)	7.0	(6.4)	-9.7	(3.8)	12.0	(3.0)	-10.4	(6.6)	20.7	(5.8)	3.0	(3.1)	-1.0	(5.2)	2.8	(6.5)	-4.4	(5.4)	-0.5	(0.2)			Litauen	1.4	(6.7)	21.5	(6.9)	-7.9	(3.6)	4.8	(3.7)	-4.9	(8.9)	14.9	(9.0)	-2.1	(3.4)	8.8	(7.6)	10.6	(8.5)	-11.1	(6.3)	-0.8	(0.4)			Macau (China)	c	c	c	c	c	c	c	c	c	c	c	c	c	c	c	c	c	c	c	c	c	c			Montenegro	c	c	c	c	c	c	c	c	c	c	c	c	c	c	c	c	c	c	c	c	c	c			Panama	-5.1	(9.9)	51.8	(10.1)	0.6	(5.6)	0.5	(5.8)	7.7	(12.0)	2.2	(9.4)	-0.5	(3.5)	-11.4	(6.4)	16.1	(7.0)	22.6	(10.6)	-0.4	(0.2)			Peru	-2.7	(8.1)	17.1	(13.6)	0.4	(4.0)	0.1	(4.0)	13.0	(10.3)	3.3	(7.6)	1.2	(3.2)	14.5	(6.9)	-6.0	(6.5)	-9.8	(5.8)	-0.9	(0.2)			Katar	10.3	(10.0)	34.2	(10.9)	-0.7	(6.0)	3.4	(6.1)	7.5	(11.0)	12.4	(8.2)	4.1	(3.																																																																																																																																																																																																																																																																																																																																																																																																																																																																																																																																																																																																																																																
Portugal	-4.0	(10.1)	10.2	(6.2)	-0.1	(3.1)	-0.3	(2.9)	-8.6	(8.4)	10.4	(7.0)	1.1	(3.0)	-45.3	(14.7)	c	c	3.9	(7.4)	-0.6	(0.1)			Slowak. Rep.	5.7	(9.0)	14.3	(7.1)	-5.3	(4.1)	7.5	(3.9)	3.6	(8.4)	0.5	(8.6)	-3.3	(3.8)	1.7	(7.8)	-9.9	(5.5)	-7.3	(7.5)	-1.0	(0.3)			Slowenien	-8.2	(8.4)	8.4	(6.1)	0.9	(4.1)	4.4	(3.7)	14.2	(8.1)	8.5	(5.8)	0.0	(2.9)	11.1	(5.8)	2.4	(5.5)	-16.9	(10.2)	-0.3	(0.2)			Spanien	-14.9	(4.5)	11.0	(3.6)	-0.8	(2.1)	3.5	(2.0)	3.4	(4.2)	2.9	(5.0)	0.7	(1.6)	10.1	(7.1)	4.2	(5.0)	5.7	(4.7)	-0.9	(0.1)			Schweden	2.1	(8.2)	4.9	(6.6)	-3.3	(2.9)	5.2	(3.9)	19.1	(9.3)	6.1	(5.2)	-9.7	(2.6)	4.8	(8.3)	14.8	(11.8)	-0.5	(8.4)	-0.3	(0.4)			Schweiz	-2.2	(6.1)	20.7	(5.5)	-2.2	(2.8)	-4.8	(3.0)	-9.0	(8.1)	1.6	(6.0)	-0.3	(2.3)	3.1	(4.1)	14.1	(4.6)	-6.0	(3.2)	-0.6	(0.1)			Türkei	-0.9	(10.9)	3.9	(10.3)	-3.1	(5.7)	-0.6	(4.5)	6.2	(10.7)	5.3	(8.9)	1.7	(3.4)	22.5	(6.3)	-1.9	(5.9)	-16.7	(7.1)	-1.3	(0.2)			Ver. Königreich	-21.3	(8.7)	14.4	(8.5)	-3.5	(3.6)	8.6	(4.4)	25.3	(8.0)	8.0	(4.5)	-1.3	(1.8)	10.3	(5.2)	-10.7	(5.9)	4.3	(5.3)	-1.7	(0.8)			Ver. Staaten	-4.0	(8.1)	26.9	(8.0)	-7.1	(4.1)	5.1	(3.1)	9.8	(8.4)	11.0	(4.8)	-4.0	(2.0)	2.8	(4.5)	11.6	(5.6)	15.2	(8.4)	-0.7	(0.3)			OECD-Durchschnitt	2.9	(1.7)	14.4	(1.3)	-3.6	(0.7)	7.2	(0.7)	-0.1	(1.6)	6.0	(1.6)	-2.1	(0.6)	5.3	(1.4)	1.0	(1.4)	-7.7	(2.0)	-0.6	(0.1)			Partnerländer																								Albanien	-7.7	(12.7)	-0.4	(8.8)	-0.9	(5.5)	-3.9	(5.3)	13.8	(12.7)	14.5	(8.1)	6.7	(4.1)	-11.1	(6.0)	13.3	(7.8)	-6.3	(8.4)	-1.6	(0.4)			Argentinien	-5.9	(12.6)	7.8	(8.5)	-5.3	(4.7)	-0.8	(5.0)	1.8	(11.7)	7.4	(12.0)	1.7	(5.6)	13.0	(10.2)	18.4	(8.3)	-14.0	(9.3)	-1.0	(0.1)			Aserbaidschan	1.3	(14.0)	38.1	(13.2)	-8.5	(4.4)	9.2	(4.1)	7.5	(9.3)	-34.0	(8.7)	-0.5	(3.2)	-8.4	(7.8)	19.6	(8.6)	-0.9	(8.3)	-2.6	(1.0)			Braziliens	7.4	(7.1)	8.5	(6.7)	-5.8	(2.9)	6.4	(2.8)	-15.1	(7.2)	-2.4	(6.8)	5.2	(2.0)	3.0	(6.0)	14.4	(5.6)	2.8	(4.9)	-0.8	(0.1)			Bulgarien	-1.5	(9.9)	6.2	(10.3)	-6.3	(5.4)	10.8	(5.1)	15.3	(12.1)	13.8	(12.4)	0.8	(4.3)	13.8	(9.4)	-2.0	(9.7)	-3.3	(10.7)	-0.3	(0.2)			Kolumbien	-10.3	(7.6)	6.4	(7.8)	0.8	(3.2)	3.1	(2.4)	1.7	(8.0)	2.1	(6.0)	-3.5	(2.0)	2.8	(5.3)	-0.5	(4.8)	-12.1	(5.8)	-0.6	(0.2)			Kroatien	1.4	(8.9)	15.7	(5.7)	-5.0	(2.9)	8.4	(3.0)	33.8	(8.4)	20.0	(8.9)	-3.0	(3.0)	28.4	(6.2)	2.6	(5.1)	0.1	(5.1)	-1.7	(0.5)			Dubai (VAE)	7.1	(11.3)	24.7	(6.1)	4.1	(4.2)	3.2	(4.0)	-5.3	(8.4)	-0.2	(6.0)	-3.6	(2.9)	7.8	(6.9)	-12.5	(6.4)	-7.2	(7.0)	-0.6	(0.2)			Hongkong (China)	21.5	(11.5)	36.2	(8.8)	0.4	(4.3)	5.4	(2.9)	-12.4	(10.3)	7.2	(14.1)	-6.4	(2.2)	4.1	(6.5)	3.7	(5.3)	-3.1	(7.5)	-0.6	(0.2)			Indonesien	-18.8	(11.5)	-9.4	(7.9)	0.1	(4.4)	11.4	(4.6)	-18.1	(8.5)	-2.1	(6.4)	-4.3	(2.9)	0.2	(5.1)	11.7	(3.7)	-1.9	(6.6)	-0.3	(0.2)			Jordanien	17.9	(14.1)	19.4	(8.0)	0.8	(4.0)	2.1	(3.4)	-9.9	(10.8)	-1.0	(6.4)	4.3	(2.9)	6.1	(6.4)	12.6	(6.1)	-2.7	(6.0)	-0.8	(0.4)			Kasachstan	-42.2	(12.0)	12.5	(9.2)	4.9	(5.4)	0.5	(4.0)	37.2	(7.9)	17.1	(8.8)	-2.7	(4.3)	9.3	(6.6)	2.7	(12.2)	-7.2	(6.3)	-0.4	(1.2)			Kirgisistan	-30.1	(9.0)	12.3	(13.2)	5.1	(3.8)	2.8	(3.5)	-4.5	(9.6)	-1.3	(6.0)	-3.3	(2.9)	-11.9	(5.5)	5.5	(5.5)	14.8	(6.0)	0.0	(0.6)			Lettland	21.7	(8.7)	7.0	(6.4)	-9.7	(3.8)	12.0	(3.0)	-10.4	(6.6)	20.7	(5.8)	3.0	(3.1)	-1.0	(5.2)	2.8	(6.5)	-4.4	(5.4)	-0.5	(0.2)			Litauen	1.4	(6.7)	21.5	(6.9)	-7.9	(3.6)	4.8	(3.7)	-4.9	(8.9)	14.9	(9.0)	-2.1	(3.4)	8.8	(7.6)	10.6	(8.5)	-11.1	(6.3)	-0.8	(0.4)			Macau (China)	c	c	c	c	c	c	c	c	c	c	c	c	c	c	c	c	c	c	c	c	c	c			Montenegro	c	c	c	c	c	c	c	c	c	c	c	c	c	c	c	c	c	c	c	c	c	c			Panama	-5.1	(9.9)	51.8	(10.1)	0.6	(5.6)	0.5	(5.8)	7.7	(12.0)	2.2	(9.4)	-0.5	(3.5)	-11.4	(6.4)	16.1	(7.0)	22.6	(10.6)	-0.4	(0.2)			Peru	-2.7	(8.1)	17.1	(13.6)	0.4	(4.0)	0.1	(4.0)	13.0	(10.3)	3.3	(7.6)	1.2	(3.2)	14.5	(6.9)	-6.0	(6.5)	-9.8	(5.8)	-0.9	(0.2)			Katar	10.3	(10.0)	34.2	(10.9)	-0.7	(6.0)	3.4	(6.1)	7.5	(11.0)	12.4	(8.2)	4.1	(3.																																																																																																																																																																																																																																																																																																																																																																																																																																																																																																																																																																																																																																																																									
Slowak. Rep.	5.7	(9.0)	14.3	(7.1)	-5.3	(4.1)	7.5	(3.9)	3.6	(8.4)	0.5	(8.6)	-3.3	(3.8)	1.7	(7.8)	-9.9	(5.5)	-7.3	(7.5)	-1.0	(0.3)			Slowenien	-8.2	(8.4)	8.4	(6.1)	0.9	(4.1)	4.4	(3.7)	14.2	(8.1)	8.5	(5.8)	0.0	(2.9)	11.1	(5.8)	2.4	(5.5)	-16.9	(10.2)	-0.3	(0.2)			Spanien	-14.9	(4.5)	11.0	(3.6)	-0.8	(2.1)	3.5	(2.0)	3.4	(4.2)	2.9	(5.0)	0.7	(1.6)	10.1	(7.1)	4.2	(5.0)	5.7	(4.7)	-0.9	(0.1)			Schweden	2.1	(8.2)	4.9	(6.6)	-3.3	(2.9)	5.2	(3.9)	19.1	(9.3)	6.1	(5.2)	-9.7	(2.6)	4.8	(8.3)	14.8	(11.8)	-0.5	(8.4)	-0.3	(0.4)			Schweiz	-2.2	(6.1)	20.7	(5.5)	-2.2	(2.8)	-4.8	(3.0)	-9.0	(8.1)	1.6	(6.0)	-0.3	(2.3)	3.1	(4.1)	14.1	(4.6)	-6.0	(3.2)	-0.6	(0.1)			Türkei	-0.9	(10.9)	3.9	(10.3)	-3.1	(5.7)	-0.6	(4.5)	6.2	(10.7)	5.3	(8.9)	1.7	(3.4)	22.5	(6.3)	-1.9	(5.9)	-16.7	(7.1)	-1.3	(0.2)			Ver. Königreich	-21.3	(8.7)	14.4	(8.5)	-3.5	(3.6)	8.6	(4.4)	25.3	(8.0)	8.0	(4.5)	-1.3	(1.8)	10.3	(5.2)	-10.7	(5.9)	4.3	(5.3)	-1.7	(0.8)			Ver. Staaten	-4.0	(8.1)	26.9	(8.0)	-7.1	(4.1)	5.1	(3.1)	9.8	(8.4)	11.0	(4.8)	-4.0	(2.0)	2.8	(4.5)	11.6	(5.6)	15.2	(8.4)	-0.7	(0.3)			OECD-Durchschnitt	2.9	(1.7)	14.4	(1.3)	-3.6	(0.7)	7.2	(0.7)	-0.1	(1.6)	6.0	(1.6)	-2.1	(0.6)	5.3	(1.4)	1.0	(1.4)	-7.7	(2.0)	-0.6	(0.1)			Partnerländer																								Albanien	-7.7	(12.7)	-0.4	(8.8)	-0.9	(5.5)	-3.9	(5.3)	13.8	(12.7)	14.5	(8.1)	6.7	(4.1)	-11.1	(6.0)	13.3	(7.8)	-6.3	(8.4)	-1.6	(0.4)			Argentinien	-5.9	(12.6)	7.8	(8.5)	-5.3	(4.7)	-0.8	(5.0)	1.8	(11.7)	7.4	(12.0)	1.7	(5.6)	13.0	(10.2)	18.4	(8.3)	-14.0	(9.3)	-1.0	(0.1)			Aserbaidschan	1.3	(14.0)	38.1	(13.2)	-8.5	(4.4)	9.2	(4.1)	7.5	(9.3)	-34.0	(8.7)	-0.5	(3.2)	-8.4	(7.8)	19.6	(8.6)	-0.9	(8.3)	-2.6	(1.0)			Braziliens	7.4	(7.1)	8.5	(6.7)	-5.8	(2.9)	6.4	(2.8)	-15.1	(7.2)	-2.4	(6.8)	5.2	(2.0)	3.0	(6.0)	14.4	(5.6)	2.8	(4.9)	-0.8	(0.1)			Bulgarien	-1.5	(9.9)	6.2	(10.3)	-6.3	(5.4)	10.8	(5.1)	15.3	(12.1)	13.8	(12.4)	0.8	(4.3)	13.8	(9.4)	-2.0	(9.7)	-3.3	(10.7)	-0.3	(0.2)			Kolumbien	-10.3	(7.6)	6.4	(7.8)	0.8	(3.2)	3.1	(2.4)	1.7	(8.0)	2.1	(6.0)	-3.5	(2.0)	2.8	(5.3)	-0.5	(4.8)	-12.1	(5.8)	-0.6	(0.2)			Kroatien	1.4	(8.9)	15.7	(5.7)	-5.0	(2.9)	8.4	(3.0)	33.8	(8.4)	20.0	(8.9)	-3.0	(3.0)	28.4	(6.2)	2.6	(5.1)	0.1	(5.1)	-1.7	(0.5)			Dubai (VAE)	7.1	(11.3)	24.7	(6.1)	4.1	(4.2)	3.2	(4.0)	-5.3	(8.4)	-0.2	(6.0)	-3.6	(2.9)	7.8	(6.9)	-12.5	(6.4)	-7.2	(7.0)	-0.6	(0.2)			Hongkong (China)	21.5	(11.5)	36.2	(8.8)	0.4	(4.3)	5.4	(2.9)	-12.4	(10.3)	7.2	(14.1)	-6.4	(2.2)	4.1	(6.5)	3.7	(5.3)	-3.1	(7.5)	-0.6	(0.2)			Indonesien	-18.8	(11.5)	-9.4	(7.9)	0.1	(4.4)	11.4	(4.6)	-18.1	(8.5)	-2.1	(6.4)	-4.3	(2.9)	0.2	(5.1)	11.7	(3.7)	-1.9	(6.6)	-0.3	(0.2)			Jordanien	17.9	(14.1)	19.4	(8.0)	0.8	(4.0)	2.1	(3.4)	-9.9	(10.8)	-1.0	(6.4)	4.3	(2.9)	6.1	(6.4)	12.6	(6.1)	-2.7	(6.0)	-0.8	(0.4)			Kasachstan	-42.2	(12.0)	12.5	(9.2)	4.9	(5.4)	0.5	(4.0)	37.2	(7.9)	17.1	(8.8)	-2.7	(4.3)	9.3	(6.6)	2.7	(12.2)	-7.2	(6.3)	-0.4	(1.2)			Kirgisistan	-30.1	(9.0)	12.3	(13.2)	5.1	(3.8)	2.8	(3.5)	-4.5	(9.6)	-1.3	(6.0)	-3.3	(2.9)	-11.9	(5.5)	5.5	(5.5)	14.8	(6.0)	0.0	(0.6)			Lettland	21.7	(8.7)	7.0	(6.4)	-9.7	(3.8)	12.0	(3.0)	-10.4	(6.6)	20.7	(5.8)	3.0	(3.1)	-1.0	(5.2)	2.8	(6.5)	-4.4	(5.4)	-0.5	(0.2)			Litauen	1.4	(6.7)	21.5	(6.9)	-7.9	(3.6)	4.8	(3.7)	-4.9	(8.9)	14.9	(9.0)	-2.1	(3.4)	8.8	(7.6)	10.6	(8.5)	-11.1	(6.3)	-0.8	(0.4)			Macau (China)	c	c	c	c	c	c	c	c	c	c	c	c	c	c	c	c	c	c	c	c	c	c			Montenegro	c	c	c	c	c	c	c	c	c	c	c	c	c	c	c	c	c	c	c	c	c	c			Panama	-5.1	(9.9)	51.8	(10.1)	0.6	(5.6)	0.5	(5.8)	7.7	(12.0)	2.2	(9.4)	-0.5	(3.5)	-11.4	(6.4)	16.1	(7.0)	22.6	(10.6)	-0.4	(0.2)			Peru	-2.7	(8.1)	17.1	(13.6)	0.4	(4.0)	0.1	(4.0)	13.0	(10.3)	3.3	(7.6)	1.2	(3.2)	14.5	(6.9)	-6.0	(6.5)	-9.8	(5.8)	-0.9	(0.2)			Katar	10.3	(10.0)	34.2	(10.9)	-0.7	(6.0)	3.4	(6.1)	7.5	(11.0)	12.4	(8.2)	4.1	(3.																																																																																																																																																																																																																																																																																																																																																																																																																																																																																																																																																																																																																																																																																																		
Slowenien	-8.2	(8.4)	8.4	(6.1)	0.9	(4.1)	4.4	(3.7)	14.2	(8.1)	8.5	(5.8)	0.0	(2.9)	11.1	(5.8)	2.4	(5.5)	-16.9	(10.2)	-0.3	(0.2)			Spanien	-14.9	(4.5)	11.0	(3.6)	-0.8	(2.1)	3.5	(2.0)	3.4	(4.2)	2.9	(5.0)	0.7	(1.6)	10.1	(7.1)	4.2	(5.0)	5.7	(4.7)	-0.9	(0.1)			Schweden	2.1	(8.2)	4.9	(6.6)	-3.3	(2.9)	5.2	(3.9)	19.1	(9.3)	6.1	(5.2)	-9.7	(2.6)	4.8	(8.3)	14.8	(11.8)	-0.5	(8.4)	-0.3	(0.4)			Schweiz	-2.2	(6.1)	20.7	(5.5)	-2.2	(2.8)	-4.8	(3.0)	-9.0	(8.1)	1.6	(6.0)	-0.3	(2.3)	3.1	(4.1)	14.1	(4.6)	-6.0	(3.2)	-0.6	(0.1)			Türkei	-0.9	(10.9)	3.9	(10.3)	-3.1	(5.7)	-0.6	(4.5)	6.2	(10.7)	5.3	(8.9)	1.7	(3.4)	22.5	(6.3)	-1.9	(5.9)	-16.7	(7.1)	-1.3	(0.2)			Ver. Königreich	-21.3	(8.7)	14.4	(8.5)	-3.5	(3.6)	8.6	(4.4)	25.3	(8.0)	8.0	(4.5)	-1.3	(1.8)	10.3	(5.2)	-10.7	(5.9)	4.3	(5.3)	-1.7	(0.8)			Ver. Staaten	-4.0	(8.1)	26.9	(8.0)	-7.1	(4.1)	5.1	(3.1)	9.8	(8.4)	11.0	(4.8)	-4.0	(2.0)	2.8	(4.5)	11.6	(5.6)	15.2	(8.4)	-0.7	(0.3)			OECD-Durchschnitt	2.9	(1.7)	14.4	(1.3)	-3.6	(0.7)	7.2	(0.7)	-0.1	(1.6)	6.0	(1.6)	-2.1	(0.6)	5.3	(1.4)	1.0	(1.4)	-7.7	(2.0)	-0.6	(0.1)			Partnerländer																								Albanien	-7.7	(12.7)	-0.4	(8.8)	-0.9	(5.5)	-3.9	(5.3)	13.8	(12.7)	14.5	(8.1)	6.7	(4.1)	-11.1	(6.0)	13.3	(7.8)	-6.3	(8.4)	-1.6	(0.4)			Argentinien	-5.9	(12.6)	7.8	(8.5)	-5.3	(4.7)	-0.8	(5.0)	1.8	(11.7)	7.4	(12.0)	1.7	(5.6)	13.0	(10.2)	18.4	(8.3)	-14.0	(9.3)	-1.0	(0.1)			Aserbaidschan	1.3	(14.0)	38.1	(13.2)	-8.5	(4.4)	9.2	(4.1)	7.5	(9.3)	-34.0	(8.7)	-0.5	(3.2)	-8.4	(7.8)	19.6	(8.6)	-0.9	(8.3)	-2.6	(1.0)			Braziliens	7.4	(7.1)	8.5	(6.7)	-5.8	(2.9)	6.4	(2.8)	-15.1	(7.2)	-2.4	(6.8)	5.2	(2.0)	3.0	(6.0)	14.4	(5.6)	2.8	(4.9)	-0.8	(0.1)			Bulgarien	-1.5	(9.9)	6.2	(10.3)	-6.3	(5.4)	10.8	(5.1)	15.3	(12.1)	13.8	(12.4)	0.8	(4.3)	13.8	(9.4)	-2.0	(9.7)	-3.3	(10.7)	-0.3	(0.2)			Kolumbien	-10.3	(7.6)	6.4	(7.8)	0.8	(3.2)	3.1	(2.4)	1.7	(8.0)	2.1	(6.0)	-3.5	(2.0)	2.8	(5.3)	-0.5	(4.8)	-12.1	(5.8)	-0.6	(0.2)			Kroatien	1.4	(8.9)	15.7	(5.7)	-5.0	(2.9)	8.4	(3.0)	33.8	(8.4)	20.0	(8.9)	-3.0	(3.0)	28.4	(6.2)	2.6	(5.1)	0.1	(5.1)	-1.7	(0.5)			Dubai (VAE)	7.1	(11.3)	24.7	(6.1)	4.1	(4.2)	3.2	(4.0)	-5.3	(8.4)	-0.2	(6.0)	-3.6	(2.9)	7.8	(6.9)	-12.5	(6.4)	-7.2	(7.0)	-0.6	(0.2)			Hongkong (China)	21.5	(11.5)	36.2	(8.8)	0.4	(4.3)	5.4	(2.9)	-12.4	(10.3)	7.2	(14.1)	-6.4	(2.2)	4.1	(6.5)	3.7	(5.3)	-3.1	(7.5)	-0.6	(0.2)			Indonesien	-18.8	(11.5)	-9.4	(7.9)	0.1	(4.4)	11.4	(4.6)	-18.1	(8.5)	-2.1	(6.4)	-4.3	(2.9)	0.2	(5.1)	11.7	(3.7)	-1.9	(6.6)	-0.3	(0.2)			Jordanien	17.9	(14.1)	19.4	(8.0)	0.8	(4.0)	2.1	(3.4)	-9.9	(10.8)	-1.0	(6.4)	4.3	(2.9)	6.1	(6.4)	12.6	(6.1)	-2.7	(6.0)	-0.8	(0.4)			Kasachstan	-42.2	(12.0)	12.5	(9.2)	4.9	(5.4)	0.5	(4.0)	37.2	(7.9)	17.1	(8.8)	-2.7	(4.3)	9.3	(6.6)	2.7	(12.2)	-7.2	(6.3)	-0.4	(1.2)			Kirgisistan	-30.1	(9.0)	12.3	(13.2)	5.1	(3.8)	2.8	(3.5)	-4.5	(9.6)	-1.3	(6.0)	-3.3	(2.9)	-11.9	(5.5)	5.5	(5.5)	14.8	(6.0)	0.0	(0.6)			Lettland	21.7	(8.7)	7.0	(6.4)	-9.7	(3.8)	12.0	(3.0)	-10.4	(6.6)	20.7	(5.8)	3.0	(3.1)	-1.0	(5.2)	2.8	(6.5)	-4.4	(5.4)	-0.5	(0.2)			Litauen	1.4	(6.7)	21.5	(6.9)	-7.9	(3.6)	4.8	(3.7)	-4.9	(8.9)	14.9	(9.0)	-2.1	(3.4)	8.8	(7.6)	10.6	(8.5)	-11.1	(6.3)	-0.8	(0.4)			Macau (China)	c	c	c	c	c	c	c	c	c	c	c	c	c	c	c	c	c	c	c	c	c	c			Montenegro	c	c	c	c	c	c	c	c	c	c	c	c	c	c	c	c	c	c	c	c	c	c			Panama	-5.1	(9.9)	51.8	(10.1)	0.6	(5.6)	0.5	(5.8)	7.7	(12.0)	2.2	(9.4)	-0.5	(3.5)	-11.4	(6.4)	16.1	(7.0)	22.6	(10.6)	-0.4	(0.2)			Peru	-2.7	(8.1)	17.1	(13.6)	0.4	(4.0)	0.1	(4.0)	13.0	(10.3)	3.3	(7.6)	1.2	(3.2)	14.5	(6.9)	-6.0	(6.5)	-9.8	(5.8)	-0.9	(0.2)			Katar	10.3	(10.0)	34.2	(10.9)	-0.7	(6.0)	3.4	(6.1)	7.5	(11.0)	12.4	(8.2)	4.1	(3.																																																																																																																																																																																																																																																																																																																																																																																																																																																																																																																																																																																																																																																																																																																											
Spanien	-14.9	(4.5)	11.0	(3.6)	-0.8	(2.1)	3.5	(2.0)	3.4	(4.2)	2.9	(5.0)	0.7	(1.6)	10.1	(7.1)	4.2	(5.0)	5.7	(4.7)	-0.9	(0.1)			Schweden	2.1	(8.2)	4.9	(6.6)	-3.3	(2.9)	5.2	(3.9)	19.1	(9.3)	6.1	(5.2)	-9.7	(2.6)	4.8	(8.3)	14.8	(11.8)	-0.5	(8.4)	-0.3	(0.4)			Schweiz	-2.2	(6.1)	20.7	(5.5)	-2.2	(2.8)	-4.8	(3.0)	-9.0	(8.1)	1.6	(6.0)	-0.3	(2.3)	3.1	(4.1)	14.1	(4.6)	-6.0	(3.2)	-0.6	(0.1)			Türkei	-0.9	(10.9)	3.9	(10.3)	-3.1	(5.7)	-0.6	(4.5)	6.2	(10.7)	5.3	(8.9)	1.7	(3.4)	22.5	(6.3)	-1.9	(5.9)	-16.7	(7.1)	-1.3	(0.2)			Ver. Königreich	-21.3	(8.7)	14.4	(8.5)	-3.5	(3.6)	8.6	(4.4)	25.3	(8.0)	8.0	(4.5)	-1.3	(1.8)	10.3	(5.2)	-10.7	(5.9)	4.3	(5.3)	-1.7	(0.8)			Ver. Staaten	-4.0	(8.1)	26.9	(8.0)	-7.1	(4.1)	5.1	(3.1)	9.8	(8.4)	11.0	(4.8)	-4.0	(2.0)	2.8	(4.5)	11.6	(5.6)	15.2	(8.4)	-0.7	(0.3)			OECD-Durchschnitt	2.9	(1.7)	14.4	(1.3)	-3.6	(0.7)	7.2	(0.7)	-0.1	(1.6)	6.0	(1.6)	-2.1	(0.6)	5.3	(1.4)	1.0	(1.4)	-7.7	(2.0)	-0.6	(0.1)			Partnerländer																								Albanien	-7.7	(12.7)	-0.4	(8.8)	-0.9	(5.5)	-3.9	(5.3)	13.8	(12.7)	14.5	(8.1)	6.7	(4.1)	-11.1	(6.0)	13.3	(7.8)	-6.3	(8.4)	-1.6	(0.4)			Argentinien	-5.9	(12.6)	7.8	(8.5)	-5.3	(4.7)	-0.8	(5.0)	1.8	(11.7)	7.4	(12.0)	1.7	(5.6)	13.0	(10.2)	18.4	(8.3)	-14.0	(9.3)	-1.0	(0.1)			Aserbaidschan	1.3	(14.0)	38.1	(13.2)	-8.5	(4.4)	9.2	(4.1)	7.5	(9.3)	-34.0	(8.7)	-0.5	(3.2)	-8.4	(7.8)	19.6	(8.6)	-0.9	(8.3)	-2.6	(1.0)			Braziliens	7.4	(7.1)	8.5	(6.7)	-5.8	(2.9)	6.4	(2.8)	-15.1	(7.2)	-2.4	(6.8)	5.2	(2.0)	3.0	(6.0)	14.4	(5.6)	2.8	(4.9)	-0.8	(0.1)			Bulgarien	-1.5	(9.9)	6.2	(10.3)	-6.3	(5.4)	10.8	(5.1)	15.3	(12.1)	13.8	(12.4)	0.8	(4.3)	13.8	(9.4)	-2.0	(9.7)	-3.3	(10.7)	-0.3	(0.2)			Kolumbien	-10.3	(7.6)	6.4	(7.8)	0.8	(3.2)	3.1	(2.4)	1.7	(8.0)	2.1	(6.0)	-3.5	(2.0)	2.8	(5.3)	-0.5	(4.8)	-12.1	(5.8)	-0.6	(0.2)			Kroatien	1.4	(8.9)	15.7	(5.7)	-5.0	(2.9)	8.4	(3.0)	33.8	(8.4)	20.0	(8.9)	-3.0	(3.0)	28.4	(6.2)	2.6	(5.1)	0.1	(5.1)	-1.7	(0.5)			Dubai (VAE)	7.1	(11.3)	24.7	(6.1)	4.1	(4.2)	3.2	(4.0)	-5.3	(8.4)	-0.2	(6.0)	-3.6	(2.9)	7.8	(6.9)	-12.5	(6.4)	-7.2	(7.0)	-0.6	(0.2)			Hongkong (China)	21.5	(11.5)	36.2	(8.8)	0.4	(4.3)	5.4	(2.9)	-12.4	(10.3)	7.2	(14.1)	-6.4	(2.2)	4.1	(6.5)	3.7	(5.3)	-3.1	(7.5)	-0.6	(0.2)			Indonesien	-18.8	(11.5)	-9.4	(7.9)	0.1	(4.4)	11.4	(4.6)	-18.1	(8.5)	-2.1	(6.4)	-4.3	(2.9)	0.2	(5.1)	11.7	(3.7)	-1.9	(6.6)	-0.3	(0.2)			Jordanien	17.9	(14.1)	19.4	(8.0)	0.8	(4.0)	2.1	(3.4)	-9.9	(10.8)	-1.0	(6.4)	4.3	(2.9)	6.1	(6.4)	12.6	(6.1)	-2.7	(6.0)	-0.8	(0.4)			Kasachstan	-42.2	(12.0)	12.5	(9.2)	4.9	(5.4)	0.5	(4.0)	37.2	(7.9)	17.1	(8.8)	-2.7	(4.3)	9.3	(6.6)	2.7	(12.2)	-7.2	(6.3)	-0.4	(1.2)			Kirgisistan	-30.1	(9.0)	12.3	(13.2)	5.1	(3.8)	2.8	(3.5)	-4.5	(9.6)	-1.3	(6.0)	-3.3	(2.9)	-11.9	(5.5)	5.5	(5.5)	14.8	(6.0)	0.0	(0.6)			Lettland	21.7	(8.7)	7.0	(6.4)	-9.7	(3.8)	12.0	(3.0)	-10.4	(6.6)	20.7	(5.8)	3.0	(3.1)	-1.0	(5.2)	2.8	(6.5)	-4.4	(5.4)	-0.5	(0.2)			Litauen	1.4	(6.7)	21.5	(6.9)	-7.9	(3.6)	4.8	(3.7)	-4.9	(8.9)	14.9	(9.0)	-2.1	(3.4)	8.8	(7.6)	10.6	(8.5)	-11.1	(6.3)	-0.8	(0.4)			Macau (China)	c	c	c	c	c	c	c	c	c	c	c	c	c	c	c	c	c	c	c	c	c	c			Montenegro	c	c	c	c	c	c	c	c	c	c	c	c	c	c	c	c	c	c	c	c	c	c			Panama	-5.1	(9.9)	51.8	(10.1)	0.6	(5.6)	0.5	(5.8)	7.7	(12.0)	2.2	(9.4)	-0.5	(3.5)	-11.4	(6.4)	16.1	(7.0)	22.6	(10.6)	-0.4	(0.2)			Peru	-2.7	(8.1)	17.1	(13.6)	0.4	(4.0)	0.1	(4.0)	13.0	(10.3)	3.3	(7.6)	1.2	(3.2)	14.5	(6.9)	-6.0	(6.5)	-9.8	(5.8)	-0.9	(0.2)			Katar	10.3	(10.0)	34.2	(10.9)	-0.7	(6.0)	3.4	(6.1)	7.5	(11.0)	12.4	(8.2)	4.1	(3.																																																																																																																																																																																																																																																																																																																																																																																																																																																																																																																																																																																																																																																																																																																																																				
Schweden	2.1	(8.2)	4.9	(6.6)	-3.3	(2.9)	5.2	(3.9)	19.1	(9.3)	6.1	(5.2)	-9.7	(2.6)	4.8	(8.3)	14.8	(11.8)	-0.5	(8.4)	-0.3	(0.4)			Schweiz	-2.2	(6.1)	20.7	(5.5)	-2.2	(2.8)	-4.8	(3.0)	-9.0	(8.1)	1.6	(6.0)	-0.3	(2.3)	3.1	(4.1)	14.1	(4.6)	-6.0	(3.2)	-0.6	(0.1)			Türkei	-0.9	(10.9)	3.9	(10.3)	-3.1	(5.7)	-0.6	(4.5)	6.2	(10.7)	5.3	(8.9)	1.7	(3.4)	22.5	(6.3)	-1.9	(5.9)	-16.7	(7.1)	-1.3	(0.2)			Ver. Königreich	-21.3	(8.7)	14.4	(8.5)	-3.5	(3.6)	8.6	(4.4)	25.3	(8.0)	8.0	(4.5)	-1.3	(1.8)	10.3	(5.2)	-10.7	(5.9)	4.3	(5.3)	-1.7	(0.8)			Ver. Staaten	-4.0	(8.1)	26.9	(8.0)	-7.1	(4.1)	5.1	(3.1)	9.8	(8.4)	11.0	(4.8)	-4.0	(2.0)	2.8	(4.5)	11.6	(5.6)	15.2	(8.4)	-0.7	(0.3)			OECD-Durchschnitt	2.9	(1.7)	14.4	(1.3)	-3.6	(0.7)	7.2	(0.7)	-0.1	(1.6)	6.0	(1.6)	-2.1	(0.6)	5.3	(1.4)	1.0	(1.4)	-7.7	(2.0)	-0.6	(0.1)			Partnerländer																								Albanien	-7.7	(12.7)	-0.4	(8.8)	-0.9	(5.5)	-3.9	(5.3)	13.8	(12.7)	14.5	(8.1)	6.7	(4.1)	-11.1	(6.0)	13.3	(7.8)	-6.3	(8.4)	-1.6	(0.4)			Argentinien	-5.9	(12.6)	7.8	(8.5)	-5.3	(4.7)	-0.8	(5.0)	1.8	(11.7)	7.4	(12.0)	1.7	(5.6)	13.0	(10.2)	18.4	(8.3)	-14.0	(9.3)	-1.0	(0.1)			Aserbaidschan	1.3	(14.0)	38.1	(13.2)	-8.5	(4.4)	9.2	(4.1)	7.5	(9.3)	-34.0	(8.7)	-0.5	(3.2)	-8.4	(7.8)	19.6	(8.6)	-0.9	(8.3)	-2.6	(1.0)			Braziliens	7.4	(7.1)	8.5	(6.7)	-5.8	(2.9)	6.4	(2.8)	-15.1	(7.2)	-2.4	(6.8)	5.2	(2.0)	3.0	(6.0)	14.4	(5.6)	2.8	(4.9)	-0.8	(0.1)			Bulgarien	-1.5	(9.9)	6.2	(10.3)	-6.3	(5.4)	10.8	(5.1)	15.3	(12.1)	13.8	(12.4)	0.8	(4.3)	13.8	(9.4)	-2.0	(9.7)	-3.3	(10.7)	-0.3	(0.2)			Kolumbien	-10.3	(7.6)	6.4	(7.8)	0.8	(3.2)	3.1	(2.4)	1.7	(8.0)	2.1	(6.0)	-3.5	(2.0)	2.8	(5.3)	-0.5	(4.8)	-12.1	(5.8)	-0.6	(0.2)			Kroatien	1.4	(8.9)	15.7	(5.7)	-5.0	(2.9)	8.4	(3.0)	33.8	(8.4)	20.0	(8.9)	-3.0	(3.0)	28.4	(6.2)	2.6	(5.1)	0.1	(5.1)	-1.7	(0.5)			Dubai (VAE)	7.1	(11.3)	24.7	(6.1)	4.1	(4.2)	3.2	(4.0)	-5.3	(8.4)	-0.2	(6.0)	-3.6	(2.9)	7.8	(6.9)	-12.5	(6.4)	-7.2	(7.0)	-0.6	(0.2)			Hongkong (China)	21.5	(11.5)	36.2	(8.8)	0.4	(4.3)	5.4	(2.9)	-12.4	(10.3)	7.2	(14.1)	-6.4	(2.2)	4.1	(6.5)	3.7	(5.3)	-3.1	(7.5)	-0.6	(0.2)			Indonesien	-18.8	(11.5)	-9.4	(7.9)	0.1	(4.4)	11.4	(4.6)	-18.1	(8.5)	-2.1	(6.4)	-4.3	(2.9)	0.2	(5.1)	11.7	(3.7)	-1.9	(6.6)	-0.3	(0.2)			Jordanien	17.9	(14.1)	19.4	(8.0)	0.8	(4.0)	2.1	(3.4)	-9.9	(10.8)	-1.0	(6.4)	4.3	(2.9)	6.1	(6.4)	12.6	(6.1)	-2.7	(6.0)	-0.8	(0.4)			Kasachstan	-42.2	(12.0)	12.5	(9.2)	4.9	(5.4)	0.5	(4.0)	37.2	(7.9)	17.1	(8.8)	-2.7	(4.3)	9.3	(6.6)	2.7	(12.2)	-7.2	(6.3)	-0.4	(1.2)			Kirgisistan	-30.1	(9.0)	12.3	(13.2)	5.1	(3.8)	2.8	(3.5)	-4.5	(9.6)	-1.3	(6.0)	-3.3	(2.9)	-11.9	(5.5)	5.5	(5.5)	14.8	(6.0)	0.0	(0.6)			Lettland	21.7	(8.7)	7.0	(6.4)	-9.7	(3.8)	12.0	(3.0)	-10.4	(6.6)	20.7	(5.8)	3.0	(3.1)	-1.0	(5.2)	2.8	(6.5)	-4.4	(5.4)	-0.5	(0.2)			Litauen	1.4	(6.7)	21.5	(6.9)	-7.9	(3.6)	4.8	(3.7)	-4.9	(8.9)	14.9	(9.0)	-2.1	(3.4)	8.8	(7.6)	10.6	(8.5)	-11.1	(6.3)	-0.8	(0.4)			Macau (China)	c	c	c	c	c	c	c	c	c	c	c	c	c	c	c	c	c	c	c	c	c	c			Montenegro	c	c	c	c	c	c	c	c	c	c	c	c	c	c	c	c	c	c	c	c	c	c			Panama	-5.1	(9.9)	51.8	(10.1)	0.6	(5.6)	0.5	(5.8)	7.7	(12.0)	2.2	(9.4)	-0.5	(3.5)	-11.4	(6.4)	16.1	(7.0)	22.6	(10.6)	-0.4	(0.2)			Peru	-2.7	(8.1)	17.1	(13.6)	0.4	(4.0)	0.1	(4.0)	13.0	(10.3)	3.3	(7.6)	1.2	(3.2)	14.5	(6.9)	-6.0	(6.5)	-9.8	(5.8)	-0.9	(0.2)			Katar	10.3	(10.0)	34.2	(10.9)	-0.7	(6.0)	3.4	(6.1)	7.5	(11.0)	12.4	(8.2)	4.1	(3.																																																																																																																																																																																																																																																																																																																																																																																																																																																																																																																																																																																																																																																																																																																																																																													
Schweiz	-2.2	(6.1)	20.7	(5.5)	-2.2	(2.8)	-4.8	(3.0)	-9.0	(8.1)	1.6	(6.0)	-0.3	(2.3)	3.1	(4.1)	14.1	(4.6)	-6.0	(3.2)	-0.6	(0.1)			Türkei	-0.9	(10.9)	3.9	(10.3)	-3.1	(5.7)	-0.6	(4.5)	6.2	(10.7)	5.3	(8.9)	1.7	(3.4)	22.5	(6.3)	-1.9	(5.9)	-16.7	(7.1)	-1.3	(0.2)			Ver. Königreich	-21.3	(8.7)	14.4	(8.5)	-3.5	(3.6)	8.6	(4.4)	25.3	(8.0)	8.0	(4.5)	-1.3	(1.8)	10.3	(5.2)	-10.7	(5.9)	4.3	(5.3)	-1.7	(0.8)			Ver. Staaten	-4.0	(8.1)	26.9	(8.0)	-7.1	(4.1)	5.1	(3.1)	9.8	(8.4)	11.0	(4.8)	-4.0	(2.0)	2.8	(4.5)	11.6	(5.6)	15.2	(8.4)	-0.7	(0.3)			OECD-Durchschnitt	2.9	(1.7)	14.4	(1.3)	-3.6	(0.7)	7.2	(0.7)	-0.1	(1.6)	6.0	(1.6)	-2.1	(0.6)	5.3	(1.4)	1.0	(1.4)	-7.7	(2.0)	-0.6	(0.1)			Partnerländer																								Albanien	-7.7	(12.7)	-0.4	(8.8)	-0.9	(5.5)	-3.9	(5.3)	13.8	(12.7)	14.5	(8.1)	6.7	(4.1)	-11.1	(6.0)	13.3	(7.8)	-6.3	(8.4)	-1.6	(0.4)			Argentinien	-5.9	(12.6)	7.8	(8.5)	-5.3	(4.7)	-0.8	(5.0)	1.8	(11.7)	7.4	(12.0)	1.7	(5.6)	13.0	(10.2)	18.4	(8.3)	-14.0	(9.3)	-1.0	(0.1)			Aserbaidschan	1.3	(14.0)	38.1	(13.2)	-8.5	(4.4)	9.2	(4.1)	7.5	(9.3)	-34.0	(8.7)	-0.5	(3.2)	-8.4	(7.8)	19.6	(8.6)	-0.9	(8.3)	-2.6	(1.0)			Braziliens	7.4	(7.1)	8.5	(6.7)	-5.8	(2.9)	6.4	(2.8)	-15.1	(7.2)	-2.4	(6.8)	5.2	(2.0)	3.0	(6.0)	14.4	(5.6)	2.8	(4.9)	-0.8	(0.1)			Bulgarien	-1.5	(9.9)	6.2	(10.3)	-6.3	(5.4)	10.8	(5.1)	15.3	(12.1)	13.8	(12.4)	0.8	(4.3)	13.8	(9.4)	-2.0	(9.7)	-3.3	(10.7)	-0.3	(0.2)			Kolumbien	-10.3	(7.6)	6.4	(7.8)	0.8	(3.2)	3.1	(2.4)	1.7	(8.0)	2.1	(6.0)	-3.5	(2.0)	2.8	(5.3)	-0.5	(4.8)	-12.1	(5.8)	-0.6	(0.2)			Kroatien	1.4	(8.9)	15.7	(5.7)	-5.0	(2.9)	8.4	(3.0)	33.8	(8.4)	20.0	(8.9)	-3.0	(3.0)	28.4	(6.2)	2.6	(5.1)	0.1	(5.1)	-1.7	(0.5)			Dubai (VAE)	7.1	(11.3)	24.7	(6.1)	4.1	(4.2)	3.2	(4.0)	-5.3	(8.4)	-0.2	(6.0)	-3.6	(2.9)	7.8	(6.9)	-12.5	(6.4)	-7.2	(7.0)	-0.6	(0.2)			Hongkong (China)	21.5	(11.5)	36.2	(8.8)	0.4	(4.3)	5.4	(2.9)	-12.4	(10.3)	7.2	(14.1)	-6.4	(2.2)	4.1	(6.5)	3.7	(5.3)	-3.1	(7.5)	-0.6	(0.2)			Indonesien	-18.8	(11.5)	-9.4	(7.9)	0.1	(4.4)	11.4	(4.6)	-18.1	(8.5)	-2.1	(6.4)	-4.3	(2.9)	0.2	(5.1)	11.7	(3.7)	-1.9	(6.6)	-0.3	(0.2)			Jordanien	17.9	(14.1)	19.4	(8.0)	0.8	(4.0)	2.1	(3.4)	-9.9	(10.8)	-1.0	(6.4)	4.3	(2.9)	6.1	(6.4)	12.6	(6.1)	-2.7	(6.0)	-0.8	(0.4)			Kasachstan	-42.2	(12.0)	12.5	(9.2)	4.9	(5.4)	0.5	(4.0)	37.2	(7.9)	17.1	(8.8)	-2.7	(4.3)	9.3	(6.6)	2.7	(12.2)	-7.2	(6.3)	-0.4	(1.2)			Kirgisistan	-30.1	(9.0)	12.3	(13.2)	5.1	(3.8)	2.8	(3.5)	-4.5	(9.6)	-1.3	(6.0)	-3.3	(2.9)	-11.9	(5.5)	5.5	(5.5)	14.8	(6.0)	0.0	(0.6)			Lettland	21.7	(8.7)	7.0	(6.4)	-9.7	(3.8)	12.0	(3.0)	-10.4	(6.6)	20.7	(5.8)	3.0	(3.1)	-1.0	(5.2)	2.8	(6.5)	-4.4	(5.4)	-0.5	(0.2)			Litauen	1.4	(6.7)	21.5	(6.9)	-7.9	(3.6)	4.8	(3.7)	-4.9	(8.9)	14.9	(9.0)	-2.1	(3.4)	8.8	(7.6)	10.6	(8.5)	-11.1	(6.3)	-0.8	(0.4)			Macau (China)	c	c	c	c	c	c	c	c	c	c	c	c	c	c	c	c	c	c	c	c	c	c			Montenegro	c	c	c	c	c	c	c	c	c	c	c	c	c	c	c	c	c	c	c	c	c	c			Panama	-5.1	(9.9)	51.8	(10.1)	0.6	(5.6)	0.5	(5.8)	7.7	(12.0)	2.2	(9.4)	-0.5	(3.5)	-11.4	(6.4)	16.1	(7.0)	22.6	(10.6)	-0.4	(0.2)			Peru	-2.7	(8.1)	17.1	(13.6)	0.4	(4.0)	0.1	(4.0)	13.0	(10.3)	3.3	(7.6)	1.2	(3.2)	14.5	(6.9)	-6.0	(6.5)	-9.8	(5.8)	-0.9	(0.2)			Katar	10.3	(10.0)	34.2	(10.9)	-0.7	(6.0)	3.4	(6.1)	7.5	(11.0)	12.4	(8.2)	4.1	(3.																																																																																																																																																																																																																																																																																																																																																																																																																																																																																																																																																																																																																																																																																																																																																																																																						
Türkei	-0.9	(10.9)	3.9	(10.3)	-3.1	(5.7)	-0.6	(4.5)	6.2	(10.7)	5.3	(8.9)	1.7	(3.4)	22.5	(6.3)	-1.9	(5.9)	-16.7	(7.1)	-1.3	(0.2)			Ver. Königreich	-21.3	(8.7)	14.4	(8.5)	-3.5	(3.6)	8.6	(4.4)	25.3	(8.0)	8.0	(4.5)	-1.3	(1.8)	10.3	(5.2)	-10.7	(5.9)	4.3	(5.3)	-1.7	(0.8)			Ver. Staaten	-4.0	(8.1)	26.9	(8.0)	-7.1	(4.1)	5.1	(3.1)	9.8	(8.4)	11.0	(4.8)	-4.0	(2.0)	2.8	(4.5)	11.6	(5.6)	15.2	(8.4)	-0.7	(0.3)			OECD-Durchschnitt	2.9	(1.7)	14.4	(1.3)	-3.6	(0.7)	7.2	(0.7)	-0.1	(1.6)	6.0	(1.6)	-2.1	(0.6)	5.3	(1.4)	1.0	(1.4)	-7.7	(2.0)	-0.6	(0.1)			Partnerländer																								Albanien	-7.7	(12.7)	-0.4	(8.8)	-0.9	(5.5)	-3.9	(5.3)	13.8	(12.7)	14.5	(8.1)	6.7	(4.1)	-11.1	(6.0)	13.3	(7.8)	-6.3	(8.4)	-1.6	(0.4)			Argentinien	-5.9	(12.6)	7.8	(8.5)	-5.3	(4.7)	-0.8	(5.0)	1.8	(11.7)	7.4	(12.0)	1.7	(5.6)	13.0	(10.2)	18.4	(8.3)	-14.0	(9.3)	-1.0	(0.1)			Aserbaidschan	1.3	(14.0)	38.1	(13.2)	-8.5	(4.4)	9.2	(4.1)	7.5	(9.3)	-34.0	(8.7)	-0.5	(3.2)	-8.4	(7.8)	19.6	(8.6)	-0.9	(8.3)	-2.6	(1.0)			Braziliens	7.4	(7.1)	8.5	(6.7)	-5.8	(2.9)	6.4	(2.8)	-15.1	(7.2)	-2.4	(6.8)	5.2	(2.0)	3.0	(6.0)	14.4	(5.6)	2.8	(4.9)	-0.8	(0.1)			Bulgarien	-1.5	(9.9)	6.2	(10.3)	-6.3	(5.4)	10.8	(5.1)	15.3	(12.1)	13.8	(12.4)	0.8	(4.3)	13.8	(9.4)	-2.0	(9.7)	-3.3	(10.7)	-0.3	(0.2)			Kolumbien	-10.3	(7.6)	6.4	(7.8)	0.8	(3.2)	3.1	(2.4)	1.7	(8.0)	2.1	(6.0)	-3.5	(2.0)	2.8	(5.3)	-0.5	(4.8)	-12.1	(5.8)	-0.6	(0.2)			Kroatien	1.4	(8.9)	15.7	(5.7)	-5.0	(2.9)	8.4	(3.0)	33.8	(8.4)	20.0	(8.9)	-3.0	(3.0)	28.4	(6.2)	2.6	(5.1)	0.1	(5.1)	-1.7	(0.5)			Dubai (VAE)	7.1	(11.3)	24.7	(6.1)	4.1	(4.2)	3.2	(4.0)	-5.3	(8.4)	-0.2	(6.0)	-3.6	(2.9)	7.8	(6.9)	-12.5	(6.4)	-7.2	(7.0)	-0.6	(0.2)			Hongkong (China)	21.5	(11.5)	36.2	(8.8)	0.4	(4.3)	5.4	(2.9)	-12.4	(10.3)	7.2	(14.1)	-6.4	(2.2)	4.1	(6.5)	3.7	(5.3)	-3.1	(7.5)	-0.6	(0.2)			Indonesien	-18.8	(11.5)	-9.4	(7.9)	0.1	(4.4)	11.4	(4.6)	-18.1	(8.5)	-2.1	(6.4)	-4.3	(2.9)	0.2	(5.1)	11.7	(3.7)	-1.9	(6.6)	-0.3	(0.2)			Jordanien	17.9	(14.1)	19.4	(8.0)	0.8	(4.0)	2.1	(3.4)	-9.9	(10.8)	-1.0	(6.4)	4.3	(2.9)	6.1	(6.4)	12.6	(6.1)	-2.7	(6.0)	-0.8	(0.4)			Kasachstan	-42.2	(12.0)	12.5	(9.2)	4.9	(5.4)	0.5	(4.0)	37.2	(7.9)	17.1	(8.8)	-2.7	(4.3)	9.3	(6.6)	2.7	(12.2)	-7.2	(6.3)	-0.4	(1.2)			Kirgisistan	-30.1	(9.0)	12.3	(13.2)	5.1	(3.8)	2.8	(3.5)	-4.5	(9.6)	-1.3	(6.0)	-3.3	(2.9)	-11.9	(5.5)	5.5	(5.5)	14.8	(6.0)	0.0	(0.6)			Lettland	21.7	(8.7)	7.0	(6.4)	-9.7	(3.8)	12.0	(3.0)	-10.4	(6.6)	20.7	(5.8)	3.0	(3.1)	-1.0	(5.2)	2.8	(6.5)	-4.4	(5.4)	-0.5	(0.2)			Litauen	1.4	(6.7)	21.5	(6.9)	-7.9	(3.6)	4.8	(3.7)	-4.9	(8.9)	14.9	(9.0)	-2.1	(3.4)	8.8	(7.6)	10.6	(8.5)	-11.1	(6.3)	-0.8	(0.4)			Macau (China)	c	c	c	c	c	c	c	c	c	c	c	c	c	c	c	c	c	c	c	c	c	c			Montenegro	c	c	c	c	c	c	c	c	c	c	c	c	c	c	c	c	c	c	c	c	c	c			Panama	-5.1	(9.9)	51.8	(10.1)	0.6	(5.6)	0.5	(5.8)	7.7	(12.0)	2.2	(9.4)	-0.5	(3.5)	-11.4	(6.4)	16.1	(7.0)	22.6	(10.6)	-0.4	(0.2)			Peru	-2.7	(8.1)	17.1	(13.6)	0.4	(4.0)	0.1	(4.0)	13.0	(10.3)	3.3	(7.6)	1.2	(3.2)	14.5	(6.9)	-6.0	(6.5)	-9.8	(5.8)	-0.9	(0.2)			Katar	10.3	(10.0)	34.2	(10.9)	-0.7	(6.0)	3.4	(6.1)	7.5	(11.0)	12.4	(8.2)	4.1	(3.																																																																																																																																																																																																																																																																																																																																																																																																																																																																																																																																																																																																																																																																																																																																																																																																																															
Ver. Königreich	-21.3	(8.7)	14.4	(8.5)	-3.5	(3.6)	8.6	(4.4)	25.3	(8.0)	8.0	(4.5)	-1.3	(1.8)	10.3	(5.2)	-10.7	(5.9)	4.3	(5.3)	-1.7	(0.8)			Ver. Staaten	-4.0	(8.1)	26.9	(8.0)	-7.1	(4.1)	5.1	(3.1)	9.8	(8.4)	11.0	(4.8)	-4.0	(2.0)	2.8	(4.5)	11.6	(5.6)	15.2	(8.4)	-0.7	(0.3)			OECD-Durchschnitt	2.9	(1.7)	14.4	(1.3)	-3.6	(0.7)	7.2	(0.7)	-0.1	(1.6)	6.0	(1.6)	-2.1	(0.6)	5.3	(1.4)	1.0	(1.4)	-7.7	(2.0)	-0.6	(0.1)			Partnerländer																								Albanien	-7.7	(12.7)	-0.4	(8.8)	-0.9	(5.5)	-3.9	(5.3)	13.8	(12.7)	14.5	(8.1)	6.7	(4.1)	-11.1	(6.0)	13.3	(7.8)	-6.3	(8.4)	-1.6	(0.4)			Argentinien	-5.9	(12.6)	7.8	(8.5)	-5.3	(4.7)	-0.8	(5.0)	1.8	(11.7)	7.4	(12.0)	1.7	(5.6)	13.0	(10.2)	18.4	(8.3)	-14.0	(9.3)	-1.0	(0.1)			Aserbaidschan	1.3	(14.0)	38.1	(13.2)	-8.5	(4.4)	9.2	(4.1)	7.5	(9.3)	-34.0	(8.7)	-0.5	(3.2)	-8.4	(7.8)	19.6	(8.6)	-0.9	(8.3)	-2.6	(1.0)			Braziliens	7.4	(7.1)	8.5	(6.7)	-5.8	(2.9)	6.4	(2.8)	-15.1	(7.2)	-2.4	(6.8)	5.2	(2.0)	3.0	(6.0)	14.4	(5.6)	2.8	(4.9)	-0.8	(0.1)			Bulgarien	-1.5	(9.9)	6.2	(10.3)	-6.3	(5.4)	10.8	(5.1)	15.3	(12.1)	13.8	(12.4)	0.8	(4.3)	13.8	(9.4)	-2.0	(9.7)	-3.3	(10.7)	-0.3	(0.2)			Kolumbien	-10.3	(7.6)	6.4	(7.8)	0.8	(3.2)	3.1	(2.4)	1.7	(8.0)	2.1	(6.0)	-3.5	(2.0)	2.8	(5.3)	-0.5	(4.8)	-12.1	(5.8)	-0.6	(0.2)			Kroatien	1.4	(8.9)	15.7	(5.7)	-5.0	(2.9)	8.4	(3.0)	33.8	(8.4)	20.0	(8.9)	-3.0	(3.0)	28.4	(6.2)	2.6	(5.1)	0.1	(5.1)	-1.7	(0.5)			Dubai (VAE)	7.1	(11.3)	24.7	(6.1)	4.1	(4.2)	3.2	(4.0)	-5.3	(8.4)	-0.2	(6.0)	-3.6	(2.9)	7.8	(6.9)	-12.5	(6.4)	-7.2	(7.0)	-0.6	(0.2)			Hongkong (China)	21.5	(11.5)	36.2	(8.8)	0.4	(4.3)	5.4	(2.9)	-12.4	(10.3)	7.2	(14.1)	-6.4	(2.2)	4.1	(6.5)	3.7	(5.3)	-3.1	(7.5)	-0.6	(0.2)			Indonesien	-18.8	(11.5)	-9.4	(7.9)	0.1	(4.4)	11.4	(4.6)	-18.1	(8.5)	-2.1	(6.4)	-4.3	(2.9)	0.2	(5.1)	11.7	(3.7)	-1.9	(6.6)	-0.3	(0.2)			Jordanien	17.9	(14.1)	19.4	(8.0)	0.8	(4.0)	2.1	(3.4)	-9.9	(10.8)	-1.0	(6.4)	4.3	(2.9)	6.1	(6.4)	12.6	(6.1)	-2.7	(6.0)	-0.8	(0.4)			Kasachstan	-42.2	(12.0)	12.5	(9.2)	4.9	(5.4)	0.5	(4.0)	37.2	(7.9)	17.1	(8.8)	-2.7	(4.3)	9.3	(6.6)	2.7	(12.2)	-7.2	(6.3)	-0.4	(1.2)			Kirgisistan	-30.1	(9.0)	12.3	(13.2)	5.1	(3.8)	2.8	(3.5)	-4.5	(9.6)	-1.3	(6.0)	-3.3	(2.9)	-11.9	(5.5)	5.5	(5.5)	14.8	(6.0)	0.0	(0.6)			Lettland	21.7	(8.7)	7.0	(6.4)	-9.7	(3.8)	12.0	(3.0)	-10.4	(6.6)	20.7	(5.8)	3.0	(3.1)	-1.0	(5.2)	2.8	(6.5)	-4.4	(5.4)	-0.5	(0.2)			Litauen	1.4	(6.7)	21.5	(6.9)	-7.9	(3.6)	4.8	(3.7)	-4.9	(8.9)	14.9	(9.0)	-2.1	(3.4)	8.8	(7.6)	10.6	(8.5)	-11.1	(6.3)	-0.8	(0.4)			Macau (China)	c	c	c	c	c	c	c	c	c	c	c	c	c	c	c	c	c	c	c	c	c	c			Montenegro	c	c	c	c	c	c	c	c	c	c	c	c	c	c	c	c	c	c	c	c	c	c			Panama	-5.1	(9.9)	51.8	(10.1)	0.6	(5.6)	0.5	(5.8)	7.7	(12.0)	2.2	(9.4)	-0.5	(3.5)	-11.4	(6.4)	16.1	(7.0)	22.6	(10.6)	-0.4	(0.2)			Peru	-2.7	(8.1)	17.1	(13.6)	0.4	(4.0)	0.1	(4.0)	13.0	(10.3)	3.3	(7.6)	1.2	(3.2)	14.5	(6.9)	-6.0	(6.5)	-9.8	(5.8)	-0.9	(0.2)			Katar	10.3	(10.0)	34.2	(10.9)	-0.7	(6.0)	3.4	(6.1)	7.5	(11.0)	12.4	(8.2)	4.1	(3.																																																																																																																																																																																																																																																																																																																																																																																																																																																																																																																																																																																																																																																																																																																																																																																																																																																								
Ver. Staaten	-4.0	(8.1)	26.9	(8.0)	-7.1	(4.1)	5.1	(3.1)	9.8	(8.4)	11.0	(4.8)	-4.0	(2.0)	2.8	(4.5)	11.6	(5.6)	15.2	(8.4)	-0.7	(0.3)			OECD-Durchschnitt	2.9	(1.7)	14.4	(1.3)	-3.6	(0.7)	7.2	(0.7)	-0.1	(1.6)	6.0	(1.6)	-2.1	(0.6)	5.3	(1.4)	1.0	(1.4)	-7.7	(2.0)	-0.6	(0.1)			Partnerländer																								Albanien	-7.7	(12.7)	-0.4	(8.8)	-0.9	(5.5)	-3.9	(5.3)	13.8	(12.7)	14.5	(8.1)	6.7	(4.1)	-11.1	(6.0)	13.3	(7.8)	-6.3	(8.4)	-1.6	(0.4)			Argentinien	-5.9	(12.6)	7.8	(8.5)	-5.3	(4.7)	-0.8	(5.0)	1.8	(11.7)	7.4	(12.0)	1.7	(5.6)	13.0	(10.2)	18.4	(8.3)	-14.0	(9.3)	-1.0	(0.1)			Aserbaidschan	1.3	(14.0)	38.1	(13.2)	-8.5	(4.4)	9.2	(4.1)	7.5	(9.3)	-34.0	(8.7)	-0.5	(3.2)	-8.4	(7.8)	19.6	(8.6)	-0.9	(8.3)	-2.6	(1.0)			Braziliens	7.4	(7.1)	8.5	(6.7)	-5.8	(2.9)	6.4	(2.8)	-15.1	(7.2)	-2.4	(6.8)	5.2	(2.0)	3.0	(6.0)	14.4	(5.6)	2.8	(4.9)	-0.8	(0.1)			Bulgarien	-1.5	(9.9)	6.2	(10.3)	-6.3	(5.4)	10.8	(5.1)	15.3	(12.1)	13.8	(12.4)	0.8	(4.3)	13.8	(9.4)	-2.0	(9.7)	-3.3	(10.7)	-0.3	(0.2)			Kolumbien	-10.3	(7.6)	6.4	(7.8)	0.8	(3.2)	3.1	(2.4)	1.7	(8.0)	2.1	(6.0)	-3.5	(2.0)	2.8	(5.3)	-0.5	(4.8)	-12.1	(5.8)	-0.6	(0.2)			Kroatien	1.4	(8.9)	15.7	(5.7)	-5.0	(2.9)	8.4	(3.0)	33.8	(8.4)	20.0	(8.9)	-3.0	(3.0)	28.4	(6.2)	2.6	(5.1)	0.1	(5.1)	-1.7	(0.5)			Dubai (VAE)	7.1	(11.3)	24.7	(6.1)	4.1	(4.2)	3.2	(4.0)	-5.3	(8.4)	-0.2	(6.0)	-3.6	(2.9)	7.8	(6.9)	-12.5	(6.4)	-7.2	(7.0)	-0.6	(0.2)			Hongkong (China)	21.5	(11.5)	36.2	(8.8)	0.4	(4.3)	5.4	(2.9)	-12.4	(10.3)	7.2	(14.1)	-6.4	(2.2)	4.1	(6.5)	3.7	(5.3)	-3.1	(7.5)	-0.6	(0.2)			Indonesien	-18.8	(11.5)	-9.4	(7.9)	0.1	(4.4)	11.4	(4.6)	-18.1	(8.5)	-2.1	(6.4)	-4.3	(2.9)	0.2	(5.1)	11.7	(3.7)	-1.9	(6.6)	-0.3	(0.2)			Jordanien	17.9	(14.1)	19.4	(8.0)	0.8	(4.0)	2.1	(3.4)	-9.9	(10.8)	-1.0	(6.4)	4.3	(2.9)	6.1	(6.4)	12.6	(6.1)	-2.7	(6.0)	-0.8	(0.4)			Kasachstan	-42.2	(12.0)	12.5	(9.2)	4.9	(5.4)	0.5	(4.0)	37.2	(7.9)	17.1	(8.8)	-2.7	(4.3)	9.3	(6.6)	2.7	(12.2)	-7.2	(6.3)	-0.4	(1.2)			Kirgisistan	-30.1	(9.0)	12.3	(13.2)	5.1	(3.8)	2.8	(3.5)	-4.5	(9.6)	-1.3	(6.0)	-3.3	(2.9)	-11.9	(5.5)	5.5	(5.5)	14.8	(6.0)	0.0	(0.6)			Lettland	21.7	(8.7)	7.0	(6.4)	-9.7	(3.8)	12.0	(3.0)	-10.4	(6.6)	20.7	(5.8)	3.0	(3.1)	-1.0	(5.2)	2.8	(6.5)	-4.4	(5.4)	-0.5	(0.2)			Litauen	1.4	(6.7)	21.5	(6.9)	-7.9	(3.6)	4.8	(3.7)	-4.9	(8.9)	14.9	(9.0)	-2.1	(3.4)	8.8	(7.6)	10.6	(8.5)	-11.1	(6.3)	-0.8	(0.4)			Macau (China)	c	c	c	c	c	c	c	c	c	c	c	c	c	c	c	c	c	c	c	c	c	c			Montenegro	c	c	c	c	c	c	c	c	c	c	c	c	c	c	c	c	c	c	c	c	c	c			Panama	-5.1	(9.9)	51.8	(10.1)	0.6	(5.6)	0.5	(5.8)	7.7	(12.0)	2.2	(9.4)	-0.5	(3.5)	-11.4	(6.4)	16.1	(7.0)	22.6	(10.6)	-0.4	(0.2)			Peru	-2.7	(8.1)	17.1	(13.6)	0.4	(4.0)	0.1	(4.0)	13.0	(10.3)	3.3	(7.6)	1.2	(3.2)	14.5	(6.9)	-6.0	(6.5)	-9.8	(5.8)	-0.9	(0.2)			Katar	10.3	(10.0)	34.2	(10.9)	-0.7	(6.0)	3.4	(6.1)	7.5	(11.0)	12.4	(8.2)	4.1	(3.																																																																																																																																																																																																																																																																																																																																																																																																																																																																																																																																																																																																																																																																																																																																																																																																																																																																																	
OECD-Durchschnitt	2.9	(1.7)	14.4	(1.3)	-3.6	(0.7)	7.2	(0.7)	-0.1	(1.6)	6.0	(1.6)	-2.1	(0.6)	5.3	(1.4)	1.0	(1.4)	-7.7	(2.0)	-0.6	(0.1)			Partnerländer																								Albanien	-7.7	(12.7)	-0.4	(8.8)	-0.9	(5.5)	-3.9	(5.3)	13.8	(12.7)	14.5	(8.1)	6.7	(4.1)	-11.1	(6.0)	13.3	(7.8)	-6.3	(8.4)	-1.6	(0.4)			Argentinien	-5.9	(12.6)	7.8	(8.5)	-5.3	(4.7)	-0.8	(5.0)	1.8	(11.7)	7.4	(12.0)	1.7	(5.6)	13.0	(10.2)	18.4	(8.3)	-14.0	(9.3)	-1.0	(0.1)			Aserbaidschan	1.3	(14.0)	38.1	(13.2)	-8.5	(4.4)	9.2	(4.1)	7.5	(9.3)	-34.0	(8.7)	-0.5	(3.2)	-8.4	(7.8)	19.6	(8.6)	-0.9	(8.3)	-2.6	(1.0)			Braziliens	7.4	(7.1)	8.5	(6.7)	-5.8	(2.9)	6.4	(2.8)	-15.1	(7.2)	-2.4	(6.8)	5.2	(2.0)	3.0	(6.0)	14.4	(5.6)	2.8	(4.9)	-0.8	(0.1)			Bulgarien	-1.5	(9.9)	6.2	(10.3)	-6.3	(5.4)	10.8	(5.1)	15.3	(12.1)	13.8	(12.4)	0.8	(4.3)	13.8	(9.4)	-2.0	(9.7)	-3.3	(10.7)	-0.3	(0.2)			Kolumbien	-10.3	(7.6)	6.4	(7.8)	0.8	(3.2)	3.1	(2.4)	1.7	(8.0)	2.1	(6.0)	-3.5	(2.0)	2.8	(5.3)	-0.5	(4.8)	-12.1	(5.8)	-0.6	(0.2)			Kroatien	1.4	(8.9)	15.7	(5.7)	-5.0	(2.9)	8.4	(3.0)	33.8	(8.4)	20.0	(8.9)	-3.0	(3.0)	28.4	(6.2)	2.6	(5.1)	0.1	(5.1)	-1.7	(0.5)			Dubai (VAE)	7.1	(11.3)	24.7	(6.1)	4.1	(4.2)	3.2	(4.0)	-5.3	(8.4)	-0.2	(6.0)	-3.6	(2.9)	7.8	(6.9)	-12.5	(6.4)	-7.2	(7.0)	-0.6	(0.2)			Hongkong (China)	21.5	(11.5)	36.2	(8.8)	0.4	(4.3)	5.4	(2.9)	-12.4	(10.3)	7.2	(14.1)	-6.4	(2.2)	4.1	(6.5)	3.7	(5.3)	-3.1	(7.5)	-0.6	(0.2)			Indonesien	-18.8	(11.5)	-9.4	(7.9)	0.1	(4.4)	11.4	(4.6)	-18.1	(8.5)	-2.1	(6.4)	-4.3	(2.9)	0.2	(5.1)	11.7	(3.7)	-1.9	(6.6)	-0.3	(0.2)			Jordanien	17.9	(14.1)	19.4	(8.0)	0.8	(4.0)	2.1	(3.4)	-9.9	(10.8)	-1.0	(6.4)	4.3	(2.9)	6.1	(6.4)	12.6	(6.1)	-2.7	(6.0)	-0.8	(0.4)			Kasachstan	-42.2	(12.0)	12.5	(9.2)	4.9	(5.4)	0.5	(4.0)	37.2	(7.9)	17.1	(8.8)	-2.7	(4.3)	9.3	(6.6)	2.7	(12.2)	-7.2	(6.3)	-0.4	(1.2)			Kirgisistan	-30.1	(9.0)	12.3	(13.2)	5.1	(3.8)	2.8	(3.5)	-4.5	(9.6)	-1.3	(6.0)	-3.3	(2.9)	-11.9	(5.5)	5.5	(5.5)	14.8	(6.0)	0.0	(0.6)			Lettland	21.7	(8.7)	7.0	(6.4)	-9.7	(3.8)	12.0	(3.0)	-10.4	(6.6)	20.7	(5.8)	3.0	(3.1)	-1.0	(5.2)	2.8	(6.5)	-4.4	(5.4)	-0.5	(0.2)			Litauen	1.4	(6.7)	21.5	(6.9)	-7.9	(3.6)	4.8	(3.7)	-4.9	(8.9)	14.9	(9.0)	-2.1	(3.4)	8.8	(7.6)	10.6	(8.5)	-11.1	(6.3)	-0.8	(0.4)			Macau (China)	c	c	c	c	c	c	c	c	c	c	c	c	c	c	c	c	c	c	c	c	c	c			Montenegro	c	c	c	c	c	c	c	c	c	c	c	c	c	c	c	c	c	c	c	c	c	c			Panama	-5.1	(9.9)	51.8	(10.1)	0.6	(5.6)	0.5	(5.8)	7.7	(12.0)	2.2	(9.4)	-0.5	(3.5)	-11.4	(6.4)	16.1	(7.0)	22.6	(10.6)	-0.4	(0.2)			Peru	-2.7	(8.1)	17.1	(13.6)	0.4	(4.0)	0.1	(4.0)	13.0	(10.3)	3.3	(7.6)	1.2	(3.2)	14.5	(6.9)	-6.0	(6.5)	-9.8	(5.8)	-0.9	(0.2)			Katar	10.3	(10.0)	34.2	(10.9)	-0.7	(6.0)	3.4	(6.1)	7.5	(11.0)	12.4	(8.2)	4.1	(3.																																																																																																																																																																																																																																																																																																																																																																																																																																																																																																																																																																																																																																																																																																																																																																																																																																																																																																										
Partnerländer																								Albanien	-7.7	(12.7)	-0.4	(8.8)	-0.9	(5.5)	-3.9	(5.3)	13.8	(12.7)	14.5	(8.1)	6.7	(4.1)	-11.1	(6.0)	13.3	(7.8)	-6.3	(8.4)	-1.6	(0.4)			Argentinien	-5.9	(12.6)	7.8	(8.5)	-5.3	(4.7)	-0.8	(5.0)	1.8	(11.7)	7.4	(12.0)	1.7	(5.6)	13.0	(10.2)	18.4	(8.3)	-14.0	(9.3)	-1.0	(0.1)			Aserbaidschan	1.3	(14.0)	38.1	(13.2)	-8.5	(4.4)	9.2	(4.1)	7.5	(9.3)	-34.0	(8.7)	-0.5	(3.2)	-8.4	(7.8)	19.6	(8.6)	-0.9	(8.3)	-2.6	(1.0)			Braziliens	7.4	(7.1)	8.5	(6.7)	-5.8	(2.9)	6.4	(2.8)	-15.1	(7.2)	-2.4	(6.8)	5.2	(2.0)	3.0	(6.0)	14.4	(5.6)	2.8	(4.9)	-0.8	(0.1)			Bulgarien	-1.5	(9.9)	6.2	(10.3)	-6.3	(5.4)	10.8	(5.1)	15.3	(12.1)	13.8	(12.4)	0.8	(4.3)	13.8	(9.4)	-2.0	(9.7)	-3.3	(10.7)	-0.3	(0.2)			Kolumbien	-10.3	(7.6)	6.4	(7.8)	0.8	(3.2)	3.1	(2.4)	1.7	(8.0)	2.1	(6.0)	-3.5	(2.0)	2.8	(5.3)	-0.5	(4.8)	-12.1	(5.8)	-0.6	(0.2)			Kroatien	1.4	(8.9)	15.7	(5.7)	-5.0	(2.9)	8.4	(3.0)	33.8	(8.4)	20.0	(8.9)	-3.0	(3.0)	28.4	(6.2)	2.6	(5.1)	0.1	(5.1)	-1.7	(0.5)			Dubai (VAE)	7.1	(11.3)	24.7	(6.1)	4.1	(4.2)	3.2	(4.0)	-5.3	(8.4)	-0.2	(6.0)	-3.6	(2.9)	7.8	(6.9)	-12.5	(6.4)	-7.2	(7.0)	-0.6	(0.2)			Hongkong (China)	21.5	(11.5)	36.2	(8.8)	0.4	(4.3)	5.4	(2.9)	-12.4	(10.3)	7.2	(14.1)	-6.4	(2.2)	4.1	(6.5)	3.7	(5.3)	-3.1	(7.5)	-0.6	(0.2)			Indonesien	-18.8	(11.5)	-9.4	(7.9)	0.1	(4.4)	11.4	(4.6)	-18.1	(8.5)	-2.1	(6.4)	-4.3	(2.9)	0.2	(5.1)	11.7	(3.7)	-1.9	(6.6)	-0.3	(0.2)			Jordanien	17.9	(14.1)	19.4	(8.0)	0.8	(4.0)	2.1	(3.4)	-9.9	(10.8)	-1.0	(6.4)	4.3	(2.9)	6.1	(6.4)	12.6	(6.1)	-2.7	(6.0)	-0.8	(0.4)			Kasachstan	-42.2	(12.0)	12.5	(9.2)	4.9	(5.4)	0.5	(4.0)	37.2	(7.9)	17.1	(8.8)	-2.7	(4.3)	9.3	(6.6)	2.7	(12.2)	-7.2	(6.3)	-0.4	(1.2)			Kirgisistan	-30.1	(9.0)	12.3	(13.2)	5.1	(3.8)	2.8	(3.5)	-4.5	(9.6)	-1.3	(6.0)	-3.3	(2.9)	-11.9	(5.5)	5.5	(5.5)	14.8	(6.0)	0.0	(0.6)			Lettland	21.7	(8.7)	7.0	(6.4)	-9.7	(3.8)	12.0	(3.0)	-10.4	(6.6)	20.7	(5.8)	3.0	(3.1)	-1.0	(5.2)	2.8	(6.5)	-4.4	(5.4)	-0.5	(0.2)			Litauen	1.4	(6.7)	21.5	(6.9)	-7.9	(3.6)	4.8	(3.7)	-4.9	(8.9)	14.9	(9.0)	-2.1	(3.4)	8.8	(7.6)	10.6	(8.5)	-11.1	(6.3)	-0.8	(0.4)			Macau (China)	c	c	c	c	c	c	c	c	c	c	c	c	c	c	c	c	c	c	c	c	c	c			Montenegro	c	c	c	c	c	c	c	c	c	c	c	c	c	c	c	c	c	c	c	c	c	c			Panama	-5.1	(9.9)	51.8	(10.1)	0.6	(5.6)	0.5	(5.8)	7.7	(12.0)	2.2	(9.4)	-0.5	(3.5)	-11.4	(6.4)	16.1	(7.0)	22.6	(10.6)	-0.4	(0.2)			Peru	-2.7	(8.1)	17.1	(13.6)	0.4	(4.0)	0.1	(4.0)	13.0	(10.3)	3.3	(7.6)	1.2	(3.2)	14.5	(6.9)	-6.0	(6.5)	-9.8	(5.8)	-0.9	(0.2)			Katar	10.3	(10.0)	34.2	(10.9)	-0.7	(6.0)	3.4	(6.1)	7.5	(11.0)	12.4	(8.2)	4.1	(3.																																																																																																																																																																																																																																																																																																																																																																																																																																																																																																																																																																																																																																																																																																																																																																																																																																																																																																																																			
Albanien	-7.7	(12.7)	-0.4	(8.8)	-0.9	(5.5)	-3.9	(5.3)	13.8	(12.7)	14.5	(8.1)	6.7	(4.1)	-11.1	(6.0)	13.3	(7.8)	-6.3	(8.4)	-1.6	(0.4)			Argentinien	-5.9	(12.6)	7.8	(8.5)	-5.3	(4.7)	-0.8	(5.0)	1.8	(11.7)	7.4	(12.0)	1.7	(5.6)	13.0	(10.2)	18.4	(8.3)	-14.0	(9.3)	-1.0	(0.1)			Aserbaidschan	1.3	(14.0)	38.1	(13.2)	-8.5	(4.4)	9.2	(4.1)	7.5	(9.3)	-34.0	(8.7)	-0.5	(3.2)	-8.4	(7.8)	19.6	(8.6)	-0.9	(8.3)	-2.6	(1.0)			Braziliens	7.4	(7.1)	8.5	(6.7)	-5.8	(2.9)	6.4	(2.8)	-15.1	(7.2)	-2.4	(6.8)	5.2	(2.0)	3.0	(6.0)	14.4	(5.6)	2.8	(4.9)	-0.8	(0.1)			Bulgarien	-1.5	(9.9)	6.2	(10.3)	-6.3	(5.4)	10.8	(5.1)	15.3	(12.1)	13.8	(12.4)	0.8	(4.3)	13.8	(9.4)	-2.0	(9.7)	-3.3	(10.7)	-0.3	(0.2)			Kolumbien	-10.3	(7.6)	6.4	(7.8)	0.8	(3.2)	3.1	(2.4)	1.7	(8.0)	2.1	(6.0)	-3.5	(2.0)	2.8	(5.3)	-0.5	(4.8)	-12.1	(5.8)	-0.6	(0.2)			Kroatien	1.4	(8.9)	15.7	(5.7)	-5.0	(2.9)	8.4	(3.0)	33.8	(8.4)	20.0	(8.9)	-3.0	(3.0)	28.4	(6.2)	2.6	(5.1)	0.1	(5.1)	-1.7	(0.5)			Dubai (VAE)	7.1	(11.3)	24.7	(6.1)	4.1	(4.2)	3.2	(4.0)	-5.3	(8.4)	-0.2	(6.0)	-3.6	(2.9)	7.8	(6.9)	-12.5	(6.4)	-7.2	(7.0)	-0.6	(0.2)			Hongkong (China)	21.5	(11.5)	36.2	(8.8)	0.4	(4.3)	5.4	(2.9)	-12.4	(10.3)	7.2	(14.1)	-6.4	(2.2)	4.1	(6.5)	3.7	(5.3)	-3.1	(7.5)	-0.6	(0.2)			Indonesien	-18.8	(11.5)	-9.4	(7.9)	0.1	(4.4)	11.4	(4.6)	-18.1	(8.5)	-2.1	(6.4)	-4.3	(2.9)	0.2	(5.1)	11.7	(3.7)	-1.9	(6.6)	-0.3	(0.2)			Jordanien	17.9	(14.1)	19.4	(8.0)	0.8	(4.0)	2.1	(3.4)	-9.9	(10.8)	-1.0	(6.4)	4.3	(2.9)	6.1	(6.4)	12.6	(6.1)	-2.7	(6.0)	-0.8	(0.4)			Kasachstan	-42.2	(12.0)	12.5	(9.2)	4.9	(5.4)	0.5	(4.0)	37.2	(7.9)	17.1	(8.8)	-2.7	(4.3)	9.3	(6.6)	2.7	(12.2)	-7.2	(6.3)	-0.4	(1.2)			Kirgisistan	-30.1	(9.0)	12.3	(13.2)	5.1	(3.8)	2.8	(3.5)	-4.5	(9.6)	-1.3	(6.0)	-3.3	(2.9)	-11.9	(5.5)	5.5	(5.5)	14.8	(6.0)	0.0	(0.6)			Lettland	21.7	(8.7)	7.0	(6.4)	-9.7	(3.8)	12.0	(3.0)	-10.4	(6.6)	20.7	(5.8)	3.0	(3.1)	-1.0	(5.2)	2.8	(6.5)	-4.4	(5.4)	-0.5	(0.2)			Litauen	1.4	(6.7)	21.5	(6.9)	-7.9	(3.6)	4.8	(3.7)	-4.9	(8.9)	14.9	(9.0)	-2.1	(3.4)	8.8	(7.6)	10.6	(8.5)	-11.1	(6.3)	-0.8	(0.4)			Macau (China)	c	c	c	c	c	c	c	c	c	c	c	c	c	c	c	c	c	c	c	c	c	c			Montenegro	c	c	c	c	c	c	c	c	c	c	c	c	c	c	c	c	c	c	c	c	c	c			Panama	-5.1	(9.9)	51.8	(10.1)	0.6	(5.6)	0.5	(5.8)	7.7	(12.0)	2.2	(9.4)	-0.5	(3.5)	-11.4	(6.4)	16.1	(7.0)	22.6	(10.6)	-0.4	(0.2)			Peru	-2.7	(8.1)	17.1	(13.6)	0.4	(4.0)	0.1	(4.0)	13.0	(10.3)	3.3	(7.6)	1.2	(3.2)	14.5	(6.9)	-6.0	(6.5)	-9.8	(5.8)	-0.9	(0.2)			Katar	10.3	(10.0)	34.2	(10.9)	-0.7	(6.0)	3.4	(6.1)	7.5	(11.0)	12.4	(8.2)	4.1	(3.																																																																																																																																																																																																																																																																																																																																																																																																																																																																																																																																																																																																																																																																																																																																																																																																																																																																																																																																																											
Argentinien	-5.9	(12.6)	7.8	(8.5)	-5.3	(4.7)	-0.8	(5.0)	1.8	(11.7)	7.4	(12.0)	1.7	(5.6)	13.0	(10.2)	18.4	(8.3)	-14.0	(9.3)	-1.0	(0.1)			Aserbaidschan	1.3	(14.0)	38.1	(13.2)	-8.5	(4.4)	9.2	(4.1)	7.5	(9.3)	-34.0	(8.7)	-0.5	(3.2)	-8.4	(7.8)	19.6	(8.6)	-0.9	(8.3)	-2.6	(1.0)			Braziliens	7.4	(7.1)	8.5	(6.7)	-5.8	(2.9)	6.4	(2.8)	-15.1	(7.2)	-2.4	(6.8)	5.2	(2.0)	3.0	(6.0)	14.4	(5.6)	2.8	(4.9)	-0.8	(0.1)			Bulgarien	-1.5	(9.9)	6.2	(10.3)	-6.3	(5.4)	10.8	(5.1)	15.3	(12.1)	13.8	(12.4)	0.8	(4.3)	13.8	(9.4)	-2.0	(9.7)	-3.3	(10.7)	-0.3	(0.2)			Kolumbien	-10.3	(7.6)	6.4	(7.8)	0.8	(3.2)	3.1	(2.4)	1.7	(8.0)	2.1	(6.0)	-3.5	(2.0)	2.8	(5.3)	-0.5	(4.8)	-12.1	(5.8)	-0.6	(0.2)			Kroatien	1.4	(8.9)	15.7	(5.7)	-5.0	(2.9)	8.4	(3.0)	33.8	(8.4)	20.0	(8.9)	-3.0	(3.0)	28.4	(6.2)	2.6	(5.1)	0.1	(5.1)	-1.7	(0.5)			Dubai (VAE)	7.1	(11.3)	24.7	(6.1)	4.1	(4.2)	3.2	(4.0)	-5.3	(8.4)	-0.2	(6.0)	-3.6	(2.9)	7.8	(6.9)	-12.5	(6.4)	-7.2	(7.0)	-0.6	(0.2)			Hongkong (China)	21.5	(11.5)	36.2	(8.8)	0.4	(4.3)	5.4	(2.9)	-12.4	(10.3)	7.2	(14.1)	-6.4	(2.2)	4.1	(6.5)	3.7	(5.3)	-3.1	(7.5)	-0.6	(0.2)			Indonesien	-18.8	(11.5)	-9.4	(7.9)	0.1	(4.4)	11.4	(4.6)	-18.1	(8.5)	-2.1	(6.4)	-4.3	(2.9)	0.2	(5.1)	11.7	(3.7)	-1.9	(6.6)	-0.3	(0.2)			Jordanien	17.9	(14.1)	19.4	(8.0)	0.8	(4.0)	2.1	(3.4)	-9.9	(10.8)	-1.0	(6.4)	4.3	(2.9)	6.1	(6.4)	12.6	(6.1)	-2.7	(6.0)	-0.8	(0.4)			Kasachstan	-42.2	(12.0)	12.5	(9.2)	4.9	(5.4)	0.5	(4.0)	37.2	(7.9)	17.1	(8.8)	-2.7	(4.3)	9.3	(6.6)	2.7	(12.2)	-7.2	(6.3)	-0.4	(1.2)			Kirgisistan	-30.1	(9.0)	12.3	(13.2)	5.1	(3.8)	2.8	(3.5)	-4.5	(9.6)	-1.3	(6.0)	-3.3	(2.9)	-11.9	(5.5)	5.5	(5.5)	14.8	(6.0)	0.0	(0.6)			Lettland	21.7	(8.7)	7.0	(6.4)	-9.7	(3.8)	12.0	(3.0)	-10.4	(6.6)	20.7	(5.8)	3.0	(3.1)	-1.0	(5.2)	2.8	(6.5)	-4.4	(5.4)	-0.5	(0.2)			Litauen	1.4	(6.7)	21.5	(6.9)	-7.9	(3.6)	4.8	(3.7)	-4.9	(8.9)	14.9	(9.0)	-2.1	(3.4)	8.8	(7.6)	10.6	(8.5)	-11.1	(6.3)	-0.8	(0.4)			Macau (China)	c	c	c	c	c	c	c	c	c	c	c	c	c	c	c	c	c	c	c	c	c	c			Montenegro	c	c	c	c	c	c	c	c	c	c	c	c	c	c	c	c	c	c	c	c	c	c			Panama	-5.1	(9.9)	51.8	(10.1)	0.6	(5.6)	0.5	(5.8)	7.7	(12.0)	2.2	(9.4)	-0.5	(3.5)	-11.4	(6.4)	16.1	(7.0)	22.6	(10.6)	-0.4	(0.2)			Peru	-2.7	(8.1)	17.1	(13.6)	0.4	(4.0)	0.1	(4.0)	13.0	(10.3)	3.3	(7.6)	1.2	(3.2)	14.5	(6.9)	-6.0	(6.5)	-9.8	(5.8)	-0.9	(0.2)			Katar	10.3	(10.0)	34.2	(10.9)	-0.7	(6.0)	3.4	(6.1)	7.5	(11.0)	12.4	(8.2)	4.1	(3.																																																																																																																																																																																																																																																																																																																																																																																																																																																																																																																																																																																																																																																																																																																																																																																																																																																																																																																																																																																				
Aserbaidschan	1.3	(14.0)	38.1	(13.2)	-8.5	(4.4)	9.2	(4.1)	7.5	(9.3)	-34.0	(8.7)	-0.5	(3.2)	-8.4	(7.8)	19.6	(8.6)	-0.9	(8.3)	-2.6	(1.0)			Braziliens	7.4	(7.1)	8.5	(6.7)	-5.8	(2.9)	6.4	(2.8)	-15.1	(7.2)	-2.4	(6.8)	5.2	(2.0)	3.0	(6.0)	14.4	(5.6)	2.8	(4.9)	-0.8	(0.1)			Bulgarien	-1.5	(9.9)	6.2	(10.3)	-6.3	(5.4)	10.8	(5.1)	15.3	(12.1)	13.8	(12.4)	0.8	(4.3)	13.8	(9.4)	-2.0	(9.7)	-3.3	(10.7)	-0.3	(0.2)			Kolumbien	-10.3	(7.6)	6.4	(7.8)	0.8	(3.2)	3.1	(2.4)	1.7	(8.0)	2.1	(6.0)	-3.5	(2.0)	2.8	(5.3)	-0.5	(4.8)	-12.1	(5.8)	-0.6	(0.2)			Kroatien	1.4	(8.9)	15.7	(5.7)	-5.0	(2.9)	8.4	(3.0)	33.8	(8.4)	20.0	(8.9)	-3.0	(3.0)	28.4	(6.2)	2.6	(5.1)	0.1	(5.1)	-1.7	(0.5)			Dubai (VAE)	7.1	(11.3)	24.7	(6.1)	4.1	(4.2)	3.2	(4.0)	-5.3	(8.4)	-0.2	(6.0)	-3.6	(2.9)	7.8	(6.9)	-12.5	(6.4)	-7.2	(7.0)	-0.6	(0.2)			Hongkong (China)	21.5	(11.5)	36.2	(8.8)	0.4	(4.3)	5.4	(2.9)	-12.4	(10.3)	7.2	(14.1)	-6.4	(2.2)	4.1	(6.5)	3.7	(5.3)	-3.1	(7.5)	-0.6	(0.2)			Indonesien	-18.8	(11.5)	-9.4	(7.9)	0.1	(4.4)	11.4	(4.6)	-18.1	(8.5)	-2.1	(6.4)	-4.3	(2.9)	0.2	(5.1)	11.7	(3.7)	-1.9	(6.6)	-0.3	(0.2)			Jordanien	17.9	(14.1)	19.4	(8.0)	0.8	(4.0)	2.1	(3.4)	-9.9	(10.8)	-1.0	(6.4)	4.3	(2.9)	6.1	(6.4)	12.6	(6.1)	-2.7	(6.0)	-0.8	(0.4)			Kasachstan	-42.2	(12.0)	12.5	(9.2)	4.9	(5.4)	0.5	(4.0)	37.2	(7.9)	17.1	(8.8)	-2.7	(4.3)	9.3	(6.6)	2.7	(12.2)	-7.2	(6.3)	-0.4	(1.2)			Kirgisistan	-30.1	(9.0)	12.3	(13.2)	5.1	(3.8)	2.8	(3.5)	-4.5	(9.6)	-1.3	(6.0)	-3.3	(2.9)	-11.9	(5.5)	5.5	(5.5)	14.8	(6.0)	0.0	(0.6)			Lettland	21.7	(8.7)	7.0	(6.4)	-9.7	(3.8)	12.0	(3.0)	-10.4	(6.6)	20.7	(5.8)	3.0	(3.1)	-1.0	(5.2)	2.8	(6.5)	-4.4	(5.4)	-0.5	(0.2)			Litauen	1.4	(6.7)	21.5	(6.9)	-7.9	(3.6)	4.8	(3.7)	-4.9	(8.9)	14.9	(9.0)	-2.1	(3.4)	8.8	(7.6)	10.6	(8.5)	-11.1	(6.3)	-0.8	(0.4)			Macau (China)	c	c	c	c	c	c	c	c	c	c	c	c	c	c	c	c	c	c	c	c	c	c			Montenegro	c	c	c	c	c	c	c	c	c	c	c	c	c	c	c	c	c	c	c	c	c	c			Panama	-5.1	(9.9)	51.8	(10.1)	0.6	(5.6)	0.5	(5.8)	7.7	(12.0)	2.2	(9.4)	-0.5	(3.5)	-11.4	(6.4)	16.1	(7.0)	22.6	(10.6)	-0.4	(0.2)			Peru	-2.7	(8.1)	17.1	(13.6)	0.4	(4.0)	0.1	(4.0)	13.0	(10.3)	3.3	(7.6)	1.2	(3.2)	14.5	(6.9)	-6.0	(6.5)	-9.8	(5.8)	-0.9	(0.2)			Katar	10.3	(10.0)	34.2	(10.9)	-0.7	(6.0)	3.4	(6.1)	7.5	(11.0)	12.4	(8.2)	4.1	(3.																																																																																																																																																																																																																																																																																																																																																																																																																																																																																																																																																																																																																																																																																																																																																																																																																																																																																																																																																																																																													
Braziliens	7.4	(7.1)	8.5	(6.7)	-5.8	(2.9)	6.4	(2.8)	-15.1	(7.2)	-2.4	(6.8)	5.2	(2.0)	3.0	(6.0)	14.4	(5.6)	2.8	(4.9)	-0.8	(0.1)			Bulgarien	-1.5	(9.9)	6.2	(10.3)	-6.3	(5.4)	10.8	(5.1)	15.3	(12.1)	13.8	(12.4)	0.8	(4.3)	13.8	(9.4)	-2.0	(9.7)	-3.3	(10.7)	-0.3	(0.2)			Kolumbien	-10.3	(7.6)	6.4	(7.8)	0.8	(3.2)	3.1	(2.4)	1.7	(8.0)	2.1	(6.0)	-3.5	(2.0)	2.8	(5.3)	-0.5	(4.8)	-12.1	(5.8)	-0.6	(0.2)			Kroatien	1.4	(8.9)	15.7	(5.7)	-5.0	(2.9)	8.4	(3.0)	33.8	(8.4)	20.0	(8.9)	-3.0	(3.0)	28.4	(6.2)	2.6	(5.1)	0.1	(5.1)	-1.7	(0.5)			Dubai (VAE)	7.1	(11.3)	24.7	(6.1)	4.1	(4.2)	3.2	(4.0)	-5.3	(8.4)	-0.2	(6.0)	-3.6	(2.9)	7.8	(6.9)	-12.5	(6.4)	-7.2	(7.0)	-0.6	(0.2)			Hongkong (China)	21.5	(11.5)	36.2	(8.8)	0.4	(4.3)	5.4	(2.9)	-12.4	(10.3)	7.2	(14.1)	-6.4	(2.2)	4.1	(6.5)	3.7	(5.3)	-3.1	(7.5)	-0.6	(0.2)			Indonesien	-18.8	(11.5)	-9.4	(7.9)	0.1	(4.4)	11.4	(4.6)	-18.1	(8.5)	-2.1	(6.4)	-4.3	(2.9)	0.2	(5.1)	11.7	(3.7)	-1.9	(6.6)	-0.3	(0.2)			Jordanien	17.9	(14.1)	19.4	(8.0)	0.8	(4.0)	2.1	(3.4)	-9.9	(10.8)	-1.0	(6.4)	4.3	(2.9)	6.1	(6.4)	12.6	(6.1)	-2.7	(6.0)	-0.8	(0.4)			Kasachstan	-42.2	(12.0)	12.5	(9.2)	4.9	(5.4)	0.5	(4.0)	37.2	(7.9)	17.1	(8.8)	-2.7	(4.3)	9.3	(6.6)	2.7	(12.2)	-7.2	(6.3)	-0.4	(1.2)			Kirgisistan	-30.1	(9.0)	12.3	(13.2)	5.1	(3.8)	2.8	(3.5)	-4.5	(9.6)	-1.3	(6.0)	-3.3	(2.9)	-11.9	(5.5)	5.5	(5.5)	14.8	(6.0)	0.0	(0.6)			Lettland	21.7	(8.7)	7.0	(6.4)	-9.7	(3.8)	12.0	(3.0)	-10.4	(6.6)	20.7	(5.8)	3.0	(3.1)	-1.0	(5.2)	2.8	(6.5)	-4.4	(5.4)	-0.5	(0.2)			Litauen	1.4	(6.7)	21.5	(6.9)	-7.9	(3.6)	4.8	(3.7)	-4.9	(8.9)	14.9	(9.0)	-2.1	(3.4)	8.8	(7.6)	10.6	(8.5)	-11.1	(6.3)	-0.8	(0.4)			Macau (China)	c	c	c	c	c	c	c	c	c	c	c	c	c	c	c	c	c	c	c	c	c	c			Montenegro	c	c	c	c	c	c	c	c	c	c	c	c	c	c	c	c	c	c	c	c	c	c			Panama	-5.1	(9.9)	51.8	(10.1)	0.6	(5.6)	0.5	(5.8)	7.7	(12.0)	2.2	(9.4)	-0.5	(3.5)	-11.4	(6.4)	16.1	(7.0)	22.6	(10.6)	-0.4	(0.2)			Peru	-2.7	(8.1)	17.1	(13.6)	0.4	(4.0)	0.1	(4.0)	13.0	(10.3)	3.3	(7.6)	1.2	(3.2)	14.5	(6.9)	-6.0	(6.5)	-9.8	(5.8)	-0.9	(0.2)			Katar	10.3	(10.0)	34.2	(10.9)	-0.7	(6.0)	3.4	(6.1)	7.5	(11.0)	12.4	(8.2)	4.1	(3.																																																																																																																																																																																																																																																																																																																																																																																																																																																																																																																																																																																																																																																																																																																																																																																																																																																																																																																																																																																																																																						
Bulgarien	-1.5	(9.9)	6.2	(10.3)	-6.3	(5.4)	10.8	(5.1)	15.3	(12.1)	13.8	(12.4)	0.8	(4.3)	13.8	(9.4)	-2.0	(9.7)	-3.3	(10.7)	-0.3	(0.2)			Kolumbien	-10.3	(7.6)	6.4	(7.8)	0.8	(3.2)	3.1	(2.4)	1.7	(8.0)	2.1	(6.0)	-3.5	(2.0)	2.8	(5.3)	-0.5	(4.8)	-12.1	(5.8)	-0.6	(0.2)			Kroatien	1.4	(8.9)	15.7	(5.7)	-5.0	(2.9)	8.4	(3.0)	33.8	(8.4)	20.0	(8.9)	-3.0	(3.0)	28.4	(6.2)	2.6	(5.1)	0.1	(5.1)	-1.7	(0.5)			Dubai (VAE)	7.1	(11.3)	24.7	(6.1)	4.1	(4.2)	3.2	(4.0)	-5.3	(8.4)	-0.2	(6.0)	-3.6	(2.9)	7.8	(6.9)	-12.5	(6.4)	-7.2	(7.0)	-0.6	(0.2)			Hongkong (China)	21.5	(11.5)	36.2	(8.8)	0.4	(4.3)	5.4	(2.9)	-12.4	(10.3)	7.2	(14.1)	-6.4	(2.2)	4.1	(6.5)	3.7	(5.3)	-3.1	(7.5)	-0.6	(0.2)			Indonesien	-18.8	(11.5)	-9.4	(7.9)	0.1	(4.4)	11.4	(4.6)	-18.1	(8.5)	-2.1	(6.4)	-4.3	(2.9)	0.2	(5.1)	11.7	(3.7)	-1.9	(6.6)	-0.3	(0.2)			Jordanien	17.9	(14.1)	19.4	(8.0)	0.8	(4.0)	2.1	(3.4)	-9.9	(10.8)	-1.0	(6.4)	4.3	(2.9)	6.1	(6.4)	12.6	(6.1)	-2.7	(6.0)	-0.8	(0.4)			Kasachstan	-42.2	(12.0)	12.5	(9.2)	4.9	(5.4)	0.5	(4.0)	37.2	(7.9)	17.1	(8.8)	-2.7	(4.3)	9.3	(6.6)	2.7	(12.2)	-7.2	(6.3)	-0.4	(1.2)			Kirgisistan	-30.1	(9.0)	12.3	(13.2)	5.1	(3.8)	2.8	(3.5)	-4.5	(9.6)	-1.3	(6.0)	-3.3	(2.9)	-11.9	(5.5)	5.5	(5.5)	14.8	(6.0)	0.0	(0.6)			Lettland	21.7	(8.7)	7.0	(6.4)	-9.7	(3.8)	12.0	(3.0)	-10.4	(6.6)	20.7	(5.8)	3.0	(3.1)	-1.0	(5.2)	2.8	(6.5)	-4.4	(5.4)	-0.5	(0.2)			Litauen	1.4	(6.7)	21.5	(6.9)	-7.9	(3.6)	4.8	(3.7)	-4.9	(8.9)	14.9	(9.0)	-2.1	(3.4)	8.8	(7.6)	10.6	(8.5)	-11.1	(6.3)	-0.8	(0.4)			Macau (China)	c	c	c	c	c	c	c	c	c	c	c	c	c	c	c	c	c	c	c	c	c	c			Montenegro	c	c	c	c	c	c	c	c	c	c	c	c	c	c	c	c	c	c	c	c	c	c			Panama	-5.1	(9.9)	51.8	(10.1)	0.6	(5.6)	0.5	(5.8)	7.7	(12.0)	2.2	(9.4)	-0.5	(3.5)	-11.4	(6.4)	16.1	(7.0)	22.6	(10.6)	-0.4	(0.2)			Peru	-2.7	(8.1)	17.1	(13.6)	0.4	(4.0)	0.1	(4.0)	13.0	(10.3)	3.3	(7.6)	1.2	(3.2)	14.5	(6.9)	-6.0	(6.5)	-9.8	(5.8)	-0.9	(0.2)			Katar	10.3	(10.0)	34.2	(10.9)	-0.7	(6.0)	3.4	(6.1)	7.5	(11.0)	12.4	(8.2)	4.1	(3.																																																																																																																																																																																																																																																																																																																																																																																																																																																																																																																																																																																																																																																																																																																																																																																																																																																																																																																																																																																																																																																															
Kolumbien	-10.3	(7.6)	6.4	(7.8)	0.8	(3.2)	3.1	(2.4)	1.7	(8.0)	2.1	(6.0)	-3.5	(2.0)	2.8	(5.3)	-0.5	(4.8)	-12.1	(5.8)	-0.6	(0.2)			Kroatien	1.4	(8.9)	15.7	(5.7)	-5.0	(2.9)	8.4	(3.0)	33.8	(8.4)	20.0	(8.9)	-3.0	(3.0)	28.4	(6.2)	2.6	(5.1)	0.1	(5.1)	-1.7	(0.5)			Dubai (VAE)	7.1	(11.3)	24.7	(6.1)	4.1	(4.2)	3.2	(4.0)	-5.3	(8.4)	-0.2	(6.0)	-3.6	(2.9)	7.8	(6.9)	-12.5	(6.4)	-7.2	(7.0)	-0.6	(0.2)			Hongkong (China)	21.5	(11.5)	36.2	(8.8)	0.4	(4.3)	5.4	(2.9)	-12.4	(10.3)	7.2	(14.1)	-6.4	(2.2)	4.1	(6.5)	3.7	(5.3)	-3.1	(7.5)	-0.6	(0.2)			Indonesien	-18.8	(11.5)	-9.4	(7.9)	0.1	(4.4)	11.4	(4.6)	-18.1	(8.5)	-2.1	(6.4)	-4.3	(2.9)	0.2	(5.1)	11.7	(3.7)	-1.9	(6.6)	-0.3	(0.2)			Jordanien	17.9	(14.1)	19.4	(8.0)	0.8	(4.0)	2.1	(3.4)	-9.9	(10.8)	-1.0	(6.4)	4.3	(2.9)	6.1	(6.4)	12.6	(6.1)	-2.7	(6.0)	-0.8	(0.4)			Kasachstan	-42.2	(12.0)	12.5	(9.2)	4.9	(5.4)	0.5	(4.0)	37.2	(7.9)	17.1	(8.8)	-2.7	(4.3)	9.3	(6.6)	2.7	(12.2)	-7.2	(6.3)	-0.4	(1.2)			Kirgisistan	-30.1	(9.0)	12.3	(13.2)	5.1	(3.8)	2.8	(3.5)	-4.5	(9.6)	-1.3	(6.0)	-3.3	(2.9)	-11.9	(5.5)	5.5	(5.5)	14.8	(6.0)	0.0	(0.6)			Lettland	21.7	(8.7)	7.0	(6.4)	-9.7	(3.8)	12.0	(3.0)	-10.4	(6.6)	20.7	(5.8)	3.0	(3.1)	-1.0	(5.2)	2.8	(6.5)	-4.4	(5.4)	-0.5	(0.2)			Litauen	1.4	(6.7)	21.5	(6.9)	-7.9	(3.6)	4.8	(3.7)	-4.9	(8.9)	14.9	(9.0)	-2.1	(3.4)	8.8	(7.6)	10.6	(8.5)	-11.1	(6.3)	-0.8	(0.4)			Macau (China)	c	c	c	c	c	c	c	c	c	c	c	c	c	c	c	c	c	c	c	c	c	c			Montenegro	c	c	c	c	c	c	c	c	c	c	c	c	c	c	c	c	c	c	c	c	c	c			Panama	-5.1	(9.9)	51.8	(10.1)	0.6	(5.6)	0.5	(5.8)	7.7	(12.0)	2.2	(9.4)	-0.5	(3.5)	-11.4	(6.4)	16.1	(7.0)	22.6	(10.6)	-0.4	(0.2)			Peru	-2.7	(8.1)	17.1	(13.6)	0.4	(4.0)	0.1	(4.0)	13.0	(10.3)	3.3	(7.6)	1.2	(3.2)	14.5	(6.9)	-6.0	(6.5)	-9.8	(5.8)	-0.9	(0.2)			Katar	10.3	(10.0)	34.2	(10.9)	-0.7	(6.0)	3.4	(6.1)	7.5	(11.0)	12.4	(8.2)	4.1	(3.																																																																																																																																																																																																																																																																																																																																																																																																																																																																																																																																																																																																																																																																																																																																																																																																																																																																																																																																																																																																																																																																																								
Kroatien	1.4	(8.9)	15.7	(5.7)	-5.0	(2.9)	8.4	(3.0)	33.8	(8.4)	20.0	(8.9)	-3.0	(3.0)	28.4	(6.2)	2.6	(5.1)	0.1	(5.1)	-1.7	(0.5)			Dubai (VAE)	7.1	(11.3)	24.7	(6.1)	4.1	(4.2)	3.2	(4.0)	-5.3	(8.4)	-0.2	(6.0)	-3.6	(2.9)	7.8	(6.9)	-12.5	(6.4)	-7.2	(7.0)	-0.6	(0.2)			Hongkong (China)	21.5	(11.5)	36.2	(8.8)	0.4	(4.3)	5.4	(2.9)	-12.4	(10.3)	7.2	(14.1)	-6.4	(2.2)	4.1	(6.5)	3.7	(5.3)	-3.1	(7.5)	-0.6	(0.2)			Indonesien	-18.8	(11.5)	-9.4	(7.9)	0.1	(4.4)	11.4	(4.6)	-18.1	(8.5)	-2.1	(6.4)	-4.3	(2.9)	0.2	(5.1)	11.7	(3.7)	-1.9	(6.6)	-0.3	(0.2)			Jordanien	17.9	(14.1)	19.4	(8.0)	0.8	(4.0)	2.1	(3.4)	-9.9	(10.8)	-1.0	(6.4)	4.3	(2.9)	6.1	(6.4)	12.6	(6.1)	-2.7	(6.0)	-0.8	(0.4)			Kasachstan	-42.2	(12.0)	12.5	(9.2)	4.9	(5.4)	0.5	(4.0)	37.2	(7.9)	17.1	(8.8)	-2.7	(4.3)	9.3	(6.6)	2.7	(12.2)	-7.2	(6.3)	-0.4	(1.2)			Kirgisistan	-30.1	(9.0)	12.3	(13.2)	5.1	(3.8)	2.8	(3.5)	-4.5	(9.6)	-1.3	(6.0)	-3.3	(2.9)	-11.9	(5.5)	5.5	(5.5)	14.8	(6.0)	0.0	(0.6)			Lettland	21.7	(8.7)	7.0	(6.4)	-9.7	(3.8)	12.0	(3.0)	-10.4	(6.6)	20.7	(5.8)	3.0	(3.1)	-1.0	(5.2)	2.8	(6.5)	-4.4	(5.4)	-0.5	(0.2)			Litauen	1.4	(6.7)	21.5	(6.9)	-7.9	(3.6)	4.8	(3.7)	-4.9	(8.9)	14.9	(9.0)	-2.1	(3.4)	8.8	(7.6)	10.6	(8.5)	-11.1	(6.3)	-0.8	(0.4)			Macau (China)	c	c	c	c	c	c	c	c	c	c	c	c	c	c	c	c	c	c	c	c	c	c			Montenegro	c	c	c	c	c	c	c	c	c	c	c	c	c	c	c	c	c	c	c	c	c	c			Panama	-5.1	(9.9)	51.8	(10.1)	0.6	(5.6)	0.5	(5.8)	7.7	(12.0)	2.2	(9.4)	-0.5	(3.5)	-11.4	(6.4)	16.1	(7.0)	22.6	(10.6)	-0.4	(0.2)			Peru	-2.7	(8.1)	17.1	(13.6)	0.4	(4.0)	0.1	(4.0)	13.0	(10.3)	3.3	(7.6)	1.2	(3.2)	14.5	(6.9)	-6.0	(6.5)	-9.8	(5.8)	-0.9	(0.2)			Katar	10.3	(10.0)	34.2	(10.9)	-0.7	(6.0)	3.4	(6.1)	7.5	(11.0)	12.4	(8.2)	4.1	(3.																																																																																																																																																																																																																																																																																																																																																																																																																																																																																																																																																																																																																																																																																																																																																																																																																																																																																																																																																																																																																																																																																																																	
Dubai (VAE)	7.1	(11.3)	24.7	(6.1)	4.1	(4.2)	3.2	(4.0)	-5.3	(8.4)	-0.2	(6.0)	-3.6	(2.9)	7.8	(6.9)	-12.5	(6.4)	-7.2	(7.0)	-0.6	(0.2)			Hongkong (China)	21.5	(11.5)	36.2	(8.8)	0.4	(4.3)	5.4	(2.9)	-12.4	(10.3)	7.2	(14.1)	-6.4	(2.2)	4.1	(6.5)	3.7	(5.3)	-3.1	(7.5)	-0.6	(0.2)			Indonesien	-18.8	(11.5)	-9.4	(7.9)	0.1	(4.4)	11.4	(4.6)	-18.1	(8.5)	-2.1	(6.4)	-4.3	(2.9)	0.2	(5.1)	11.7	(3.7)	-1.9	(6.6)	-0.3	(0.2)			Jordanien	17.9	(14.1)	19.4	(8.0)	0.8	(4.0)	2.1	(3.4)	-9.9	(10.8)	-1.0	(6.4)	4.3	(2.9)	6.1	(6.4)	12.6	(6.1)	-2.7	(6.0)	-0.8	(0.4)			Kasachstan	-42.2	(12.0)	12.5	(9.2)	4.9	(5.4)	0.5	(4.0)	37.2	(7.9)	17.1	(8.8)	-2.7	(4.3)	9.3	(6.6)	2.7	(12.2)	-7.2	(6.3)	-0.4	(1.2)			Kirgisistan	-30.1	(9.0)	12.3	(13.2)	5.1	(3.8)	2.8	(3.5)	-4.5	(9.6)	-1.3	(6.0)	-3.3	(2.9)	-11.9	(5.5)	5.5	(5.5)	14.8	(6.0)	0.0	(0.6)			Lettland	21.7	(8.7)	7.0	(6.4)	-9.7	(3.8)	12.0	(3.0)	-10.4	(6.6)	20.7	(5.8)	3.0	(3.1)	-1.0	(5.2)	2.8	(6.5)	-4.4	(5.4)	-0.5	(0.2)			Litauen	1.4	(6.7)	21.5	(6.9)	-7.9	(3.6)	4.8	(3.7)	-4.9	(8.9)	14.9	(9.0)	-2.1	(3.4)	8.8	(7.6)	10.6	(8.5)	-11.1	(6.3)	-0.8	(0.4)			Macau (China)	c	c	c	c	c	c	c	c	c	c	c	c	c	c	c	c	c	c	c	c	c	c			Montenegro	c	c	c	c	c	c	c	c	c	c	c	c	c	c	c	c	c	c	c	c	c	c			Panama	-5.1	(9.9)	51.8	(10.1)	0.6	(5.6)	0.5	(5.8)	7.7	(12.0)	2.2	(9.4)	-0.5	(3.5)	-11.4	(6.4)	16.1	(7.0)	22.6	(10.6)	-0.4	(0.2)			Peru	-2.7	(8.1)	17.1	(13.6)	0.4	(4.0)	0.1	(4.0)	13.0	(10.3)	3.3	(7.6)	1.2	(3.2)	14.5	(6.9)	-6.0	(6.5)	-9.8	(5.8)	-0.9	(0.2)			Katar	10.3	(10.0)	34.2	(10.9)	-0.7	(6.0)	3.4	(6.1)	7.5	(11.0)	12.4	(8.2)	4.1	(3.																																																																																																																																																																																																																																																																																																																																																																																																																																																																																																																																																																																																																																																																																																																																																																																																																																																																																																																																																																																																																																																																																																																																										
Hongkong (China)	21.5	(11.5)	36.2	(8.8)	0.4	(4.3)	5.4	(2.9)	-12.4	(10.3)	7.2	(14.1)	-6.4	(2.2)	4.1	(6.5)	3.7	(5.3)	-3.1	(7.5)	-0.6	(0.2)			Indonesien	-18.8	(11.5)	-9.4	(7.9)	0.1	(4.4)	11.4	(4.6)	-18.1	(8.5)	-2.1	(6.4)	-4.3	(2.9)	0.2	(5.1)	11.7	(3.7)	-1.9	(6.6)	-0.3	(0.2)			Jordanien	17.9	(14.1)	19.4	(8.0)	0.8	(4.0)	2.1	(3.4)	-9.9	(10.8)	-1.0	(6.4)	4.3	(2.9)	6.1	(6.4)	12.6	(6.1)	-2.7	(6.0)	-0.8	(0.4)			Kasachstan	-42.2	(12.0)	12.5	(9.2)	4.9	(5.4)	0.5	(4.0)	37.2	(7.9)	17.1	(8.8)	-2.7	(4.3)	9.3	(6.6)	2.7	(12.2)	-7.2	(6.3)	-0.4	(1.2)			Kirgisistan	-30.1	(9.0)	12.3	(13.2)	5.1	(3.8)	2.8	(3.5)	-4.5	(9.6)	-1.3	(6.0)	-3.3	(2.9)	-11.9	(5.5)	5.5	(5.5)	14.8	(6.0)	0.0	(0.6)			Lettland	21.7	(8.7)	7.0	(6.4)	-9.7	(3.8)	12.0	(3.0)	-10.4	(6.6)	20.7	(5.8)	3.0	(3.1)	-1.0	(5.2)	2.8	(6.5)	-4.4	(5.4)	-0.5	(0.2)			Litauen	1.4	(6.7)	21.5	(6.9)	-7.9	(3.6)	4.8	(3.7)	-4.9	(8.9)	14.9	(9.0)	-2.1	(3.4)	8.8	(7.6)	10.6	(8.5)	-11.1	(6.3)	-0.8	(0.4)			Macau (China)	c	c	c	c	c	c	c	c	c	c	c	c	c	c	c	c	c	c	c	c	c	c			Montenegro	c	c	c	c	c	c	c	c	c	c	c	c	c	c	c	c	c	c	c	c	c	c			Panama	-5.1	(9.9)	51.8	(10.1)	0.6	(5.6)	0.5	(5.8)	7.7	(12.0)	2.2	(9.4)	-0.5	(3.5)	-11.4	(6.4)	16.1	(7.0)	22.6	(10.6)	-0.4	(0.2)			Peru	-2.7	(8.1)	17.1	(13.6)	0.4	(4.0)	0.1	(4.0)	13.0	(10.3)	3.3	(7.6)	1.2	(3.2)	14.5	(6.9)	-6.0	(6.5)	-9.8	(5.8)	-0.9	(0.2)			Katar	10.3	(10.0)	34.2	(10.9)	-0.7	(6.0)	3.4	(6.1)	7.5	(11.0)	12.4	(8.2)	4.1	(3.																																																																																																																																																																																																																																																																																																																																																																																																																																																																																																																																																																																																																																																																																																																																																																																																																																																																																																																																																																																																																																																																																																																																																																			
Indonesien	-18.8	(11.5)	-9.4	(7.9)	0.1	(4.4)	11.4	(4.6)	-18.1	(8.5)	-2.1	(6.4)	-4.3	(2.9)	0.2	(5.1)	11.7	(3.7)	-1.9	(6.6)	-0.3	(0.2)			Jordanien	17.9	(14.1)	19.4	(8.0)	0.8	(4.0)	2.1	(3.4)	-9.9	(10.8)	-1.0	(6.4)	4.3	(2.9)	6.1	(6.4)	12.6	(6.1)	-2.7	(6.0)	-0.8	(0.4)			Kasachstan	-42.2	(12.0)	12.5	(9.2)	4.9	(5.4)	0.5	(4.0)	37.2	(7.9)	17.1	(8.8)	-2.7	(4.3)	9.3	(6.6)	2.7	(12.2)	-7.2	(6.3)	-0.4	(1.2)			Kirgisistan	-30.1	(9.0)	12.3	(13.2)	5.1	(3.8)	2.8	(3.5)	-4.5	(9.6)	-1.3	(6.0)	-3.3	(2.9)	-11.9	(5.5)	5.5	(5.5)	14.8	(6.0)	0.0	(0.6)			Lettland	21.7	(8.7)	7.0	(6.4)	-9.7	(3.8)	12.0	(3.0)	-10.4	(6.6)	20.7	(5.8)	3.0	(3.1)	-1.0	(5.2)	2.8	(6.5)	-4.4	(5.4)	-0.5	(0.2)			Litauen	1.4	(6.7)	21.5	(6.9)	-7.9	(3.6)	4.8	(3.7)	-4.9	(8.9)	14.9	(9.0)	-2.1	(3.4)	8.8	(7.6)	10.6	(8.5)	-11.1	(6.3)	-0.8	(0.4)			Macau (China)	c	c	c	c	c	c	c	c	c	c	c	c	c	c	c	c	c	c	c	c	c	c			Montenegro	c	c	c	c	c	c	c	c	c	c	c	c	c	c	c	c	c	c	c	c	c	c			Panama	-5.1	(9.9)	51.8	(10.1)	0.6	(5.6)	0.5	(5.8)	7.7	(12.0)	2.2	(9.4)	-0.5	(3.5)	-11.4	(6.4)	16.1	(7.0)	22.6	(10.6)	-0.4	(0.2)			Peru	-2.7	(8.1)	17.1	(13.6)	0.4	(4.0)	0.1	(4.0)	13.0	(10.3)	3.3	(7.6)	1.2	(3.2)	14.5	(6.9)	-6.0	(6.5)	-9.8	(5.8)	-0.9	(0.2)			Katar	10.3	(10.0)	34.2	(10.9)	-0.7	(6.0)	3.4	(6.1)	7.5	(11.0)	12.4	(8.2)	4.1	(3.																																																																																																																																																																																																																																																																																																																																																																																																																																																																																																																																																																																																																																																																																																																																																																																																																																																																																																																																																																																																																																																																																																																																																																																												
Jordanien	17.9	(14.1)	19.4	(8.0)	0.8	(4.0)	2.1	(3.4)	-9.9	(10.8)	-1.0	(6.4)	4.3	(2.9)	6.1	(6.4)	12.6	(6.1)	-2.7	(6.0)	-0.8	(0.4)			Kasachstan	-42.2	(12.0)	12.5	(9.2)	4.9	(5.4)	0.5	(4.0)	37.2	(7.9)	17.1	(8.8)	-2.7	(4.3)	9.3	(6.6)	2.7	(12.2)	-7.2	(6.3)	-0.4	(1.2)			Kirgisistan	-30.1	(9.0)	12.3	(13.2)	5.1	(3.8)	2.8	(3.5)	-4.5	(9.6)	-1.3	(6.0)	-3.3	(2.9)	-11.9	(5.5)	5.5	(5.5)	14.8	(6.0)	0.0	(0.6)			Lettland	21.7	(8.7)	7.0	(6.4)	-9.7	(3.8)	12.0	(3.0)	-10.4	(6.6)	20.7	(5.8)	3.0	(3.1)	-1.0	(5.2)	2.8	(6.5)	-4.4	(5.4)	-0.5	(0.2)			Litauen	1.4	(6.7)	21.5	(6.9)	-7.9	(3.6)	4.8	(3.7)	-4.9	(8.9)	14.9	(9.0)	-2.1	(3.4)	8.8	(7.6)	10.6	(8.5)	-11.1	(6.3)	-0.8	(0.4)			Macau (China)	c	c	c	c	c	c	c	c	c	c	c	c	c	c	c	c	c	c	c	c	c	c			Montenegro	c	c	c	c	c	c	c	c	c	c	c	c	c	c	c	c	c	c	c	c	c	c			Panama	-5.1	(9.9)	51.8	(10.1)	0.6	(5.6)	0.5	(5.8)	7.7	(12.0)	2.2	(9.4)	-0.5	(3.5)	-11.4	(6.4)	16.1	(7.0)	22.6	(10.6)	-0.4	(0.2)			Peru	-2.7	(8.1)	17.1	(13.6)	0.4	(4.0)	0.1	(4.0)	13.0	(10.3)	3.3	(7.6)	1.2	(3.2)	14.5	(6.9)	-6.0	(6.5)	-9.8	(5.8)	-0.9	(0.2)			Katar	10.3	(10.0)	34.2	(10.9)	-0.7	(6.0)	3.4	(6.1)	7.5	(11.0)	12.4	(8.2)	4.1	(3.																																																																																																																																																																																																																																																																																																																																																																																																																																																																																																																																																																																																																																																																																																																																																																																																																																																																																																																																																																																																																																																																																																																																																																																																																					
Kasachstan	-42.2	(12.0)	12.5	(9.2)	4.9	(5.4)	0.5	(4.0)	37.2	(7.9)	17.1	(8.8)	-2.7	(4.3)	9.3	(6.6)	2.7	(12.2)	-7.2	(6.3)	-0.4	(1.2)			Kirgisistan	-30.1	(9.0)	12.3	(13.2)	5.1	(3.8)	2.8	(3.5)	-4.5	(9.6)	-1.3	(6.0)	-3.3	(2.9)	-11.9	(5.5)	5.5	(5.5)	14.8	(6.0)	0.0	(0.6)			Lettland	21.7	(8.7)	7.0	(6.4)	-9.7	(3.8)	12.0	(3.0)	-10.4	(6.6)	20.7	(5.8)	3.0	(3.1)	-1.0	(5.2)	2.8	(6.5)	-4.4	(5.4)	-0.5	(0.2)			Litauen	1.4	(6.7)	21.5	(6.9)	-7.9	(3.6)	4.8	(3.7)	-4.9	(8.9)	14.9	(9.0)	-2.1	(3.4)	8.8	(7.6)	10.6	(8.5)	-11.1	(6.3)	-0.8	(0.4)			Macau (China)	c	c	c	c	c	c	c	c	c	c	c	c	c	c	c	c	c	c	c	c	c	c			Montenegro	c	c	c	c	c	c	c	c	c	c	c	c	c	c	c	c	c	c	c	c	c	c			Panama	-5.1	(9.9)	51.8	(10.1)	0.6	(5.6)	0.5	(5.8)	7.7	(12.0)	2.2	(9.4)	-0.5	(3.5)	-11.4	(6.4)	16.1	(7.0)	22.6	(10.6)	-0.4	(0.2)			Peru	-2.7	(8.1)	17.1	(13.6)	0.4	(4.0)	0.1	(4.0)	13.0	(10.3)	3.3	(7.6)	1.2	(3.2)	14.5	(6.9)	-6.0	(6.5)	-9.8	(5.8)	-0.9	(0.2)			Katar	10.3	(10.0)	34.2	(10.9)	-0.7	(6.0)	3.4	(6.1)	7.5	(11.0)	12.4	(8.2)	4.1	(3.																																																																																																																																																																																																																																																																																																																																																																																																																																																																																																																																																																																																																																																																																																																																																																																																																																																																																																																																																																																																																																																																																																																																																																																																																																														
Kirgisistan	-30.1	(9.0)	12.3	(13.2)	5.1	(3.8)	2.8	(3.5)	-4.5	(9.6)	-1.3	(6.0)	-3.3	(2.9)	-11.9	(5.5)	5.5	(5.5)	14.8	(6.0)	0.0	(0.6)			Lettland	21.7	(8.7)	7.0	(6.4)	-9.7	(3.8)	12.0	(3.0)	-10.4	(6.6)	20.7	(5.8)	3.0	(3.1)	-1.0	(5.2)	2.8	(6.5)	-4.4	(5.4)	-0.5	(0.2)			Litauen	1.4	(6.7)	21.5	(6.9)	-7.9	(3.6)	4.8	(3.7)	-4.9	(8.9)	14.9	(9.0)	-2.1	(3.4)	8.8	(7.6)	10.6	(8.5)	-11.1	(6.3)	-0.8	(0.4)			Macau (China)	c	c	c	c	c	c	c	c	c	c	c	c	c	c	c	c	c	c	c	c	c	c			Montenegro	c	c	c	c	c	c	c	c	c	c	c	c	c	c	c	c	c	c	c	c	c	c			Panama	-5.1	(9.9)	51.8	(10.1)	0.6	(5.6)	0.5	(5.8)	7.7	(12.0)	2.2	(9.4)	-0.5	(3.5)	-11.4	(6.4)	16.1	(7.0)	22.6	(10.6)	-0.4	(0.2)			Peru	-2.7	(8.1)	17.1	(13.6)	0.4	(4.0)	0.1	(4.0)	13.0	(10.3)	3.3	(7.6)	1.2	(3.2)	14.5	(6.9)	-6.0	(6.5)	-9.8	(5.8)	-0.9	(0.2)			Katar	10.3	(10.0)	34.2	(10.9)	-0.7	(6.0)	3.4	(6.1)	7.5	(11.0)	12.4	(8.2)	4.1	(3.																																																																																																																																																																																																																																																																																																																																																																																																																																																																																																																																																																																																																																																																																																																																																																																																																																																																																																																																																																																																																																																																																																																																																																																																																																																																							
Lettland	21.7	(8.7)	7.0	(6.4)	-9.7	(3.8)	12.0	(3.0)	-10.4	(6.6)	20.7	(5.8)	3.0	(3.1)	-1.0	(5.2)	2.8	(6.5)	-4.4	(5.4)	-0.5	(0.2)			Litauen	1.4	(6.7)	21.5	(6.9)	-7.9	(3.6)	4.8	(3.7)	-4.9	(8.9)	14.9	(9.0)	-2.1	(3.4)	8.8	(7.6)	10.6	(8.5)	-11.1	(6.3)	-0.8	(0.4)			Macau (China)	c	c	c	c	c	c	c	c	c	c	c	c	c	c	c	c	c	c	c	c	c	c			Montenegro	c	c	c	c	c	c	c	c	c	c	c	c	c	c	c	c	c	c	c	c	c	c			Panama	-5.1	(9.9)	51.8	(10.1)	0.6	(5.6)	0.5	(5.8)	7.7	(12.0)	2.2	(9.4)	-0.5	(3.5)	-11.4	(6.4)	16.1	(7.0)	22.6	(10.6)	-0.4	(0.2)			Peru	-2.7	(8.1)	17.1	(13.6)	0.4	(4.0)	0.1	(4.0)	13.0	(10.3)	3.3	(7.6)	1.2	(3.2)	14.5	(6.9)	-6.0	(6.5)	-9.8	(5.8)	-0.9	(0.2)			Katar	10.3	(10.0)	34.2	(10.9)	-0.7	(6.0)	3.4	(6.1)	7.5	(11.0)	12.4	(8.2)	4.1	(3.																																																																																																																																																																																																																																																																																																																																																																																																																																																																																																																																																																																																																																																																																																																																																																																																																																																																																																																																																																																																																																																																																																																																																																																																																																																																																																
Litauen	1.4	(6.7)	21.5	(6.9)	-7.9	(3.6)	4.8	(3.7)	-4.9	(8.9)	14.9	(9.0)	-2.1	(3.4)	8.8	(7.6)	10.6	(8.5)	-11.1	(6.3)	-0.8	(0.4)			Macau (China)	c	c	c	c	c	c	c	c	c	c	c	c	c	c	c	c	c	c	c	c	c	c			Montenegro	c	c	c	c	c	c	c	c	c	c	c	c	c	c	c	c	c	c	c	c	c	c			Panama	-5.1	(9.9)	51.8	(10.1)	0.6	(5.6)	0.5	(5.8)	7.7	(12.0)	2.2	(9.4)	-0.5	(3.5)	-11.4	(6.4)	16.1	(7.0)	22.6	(10.6)	-0.4	(0.2)			Peru	-2.7	(8.1)	17.1	(13.6)	0.4	(4.0)	0.1	(4.0)	13.0	(10.3)	3.3	(7.6)	1.2	(3.2)	14.5	(6.9)	-6.0	(6.5)	-9.8	(5.8)	-0.9	(0.2)			Katar	10.3	(10.0)	34.2	(10.9)	-0.7	(6.0)	3.4	(6.1)	7.5	(11.0)	12.4	(8.2)	4.1	(3.																																																																																																																																																																																																																																																																																																																																																																																																																																																																																																																																																																																																																																																																																																																																																																																																																																																																																																																																																																																																																																																																																																																																																																																																																																																																																																																									
Macau (China)	c	c	c	c	c	c	c	c	c	c	c	c	c	c	c	c	c	c	c	c	c	c			Montenegro	c	c	c	c	c	c	c	c	c	c	c	c	c	c	c	c	c	c	c	c	c	c			Panama	-5.1	(9.9)	51.8	(10.1)	0.6	(5.6)	0.5	(5.8)	7.7	(12.0)	2.2	(9.4)	-0.5	(3.5)	-11.4	(6.4)	16.1	(7.0)	22.6	(10.6)	-0.4	(0.2)			Peru	-2.7	(8.1)	17.1	(13.6)	0.4	(4.0)	0.1	(4.0)	13.0	(10.3)	3.3	(7.6)	1.2	(3.2)	14.5	(6.9)	-6.0	(6.5)	-9.8	(5.8)	-0.9	(0.2)			Katar	10.3	(10.0)	34.2	(10.9)	-0.7	(6.0)	3.4	(6.1)	7.5	(11.0)	12.4	(8.2)	4.1	(3.																																																																																																																																																																																																																																																																																																																																																																																																																																																																																																																																																																																																																																																																																																																																																																																																																																																																																																																																																																																																																																																																																																																																																																																																																																																																																																																																																		
Montenegro	c	c	c	c	c	c	c	c	c	c	c	c	c	c	c	c	c	c	c	c	c	c			Panama	-5.1	(9.9)	51.8	(10.1)	0.6	(5.6)	0.5	(5.8)	7.7	(12.0)	2.2	(9.4)	-0.5	(3.5)	-11.4	(6.4)	16.1	(7.0)	22.6	(10.6)	-0.4	(0.2)			Peru	-2.7	(8.1)	17.1	(13.6)	0.4	(4.0)	0.1	(4.0)	13.0	(10.3)	3.3	(7.6)	1.2	(3.2)	14.5	(6.9)	-6.0	(6.5)	-9.8	(5.8)	-0.9	(0.2)			Katar	10.3	(10.0)	34.2	(10.9)	-0.7	(6.0)	3.4	(6.1)	7.5	(11.0)	12.4	(8.2)	4.1	(3.																																																																																																																																																																																																																																																																																																																																																																																																																																																																																																																																																																																																																																																																																																																																																																																																																																																																																																																																																																																																																																																																																																																																																																																																																																																																																																																																																																											
Panama	-5.1	(9.9)	51.8	(10.1)	0.6	(5.6)	0.5	(5.8)	7.7	(12.0)	2.2	(9.4)	-0.5	(3.5)	-11.4	(6.4)	16.1	(7.0)	22.6	(10.6)	-0.4	(0.2)			Peru	-2.7	(8.1)	17.1	(13.6)	0.4	(4.0)	0.1	(4.0)	13.0	(10.3)	3.3	(7.6)	1.2	(3.2)	14.5	(6.9)	-6.0	(6.5)	-9.8	(5.8)	-0.9	(0.2)			Katar	10.3	(10.0)	34.2	(10.9)	-0.7	(6.0)	3.4	(6.1)	7.5	(11.0)	12.4	(8.2)	4.1	(3.																																																																																																																																																																																																																																																																																																																																																																																																																																																																																																																																																																																																																																																																																																																																																																																																																																																																																																																																																																																																																																																																																																																																																																																																																																																																																																																																																																																																				
Peru	-2.7	(8.1)	17.1	(13.6)	0.4	(4.0)	0.1	(4.0)	13.0	(10.3)	3.3	(7.6)	1.2	(3.2)	14.5	(6.9)	-6.0	(6.5)	-9.8	(5.8)	-0.9	(0.2)			Katar	10.3	(10.0)	34.2	(10.9)	-0.7	(6.0)	3.4	(6.1)	7.5	(11.0)	12.4	(8.2)	4.1	(3.																																																																																																																																																																																																																																																																																																																																																																																																																																																																																																																																																																																																																																																																																																																																																																																																																																																																																																																																																																																																																																																																																																																																																																																																																																																																																																																																																																																																																													
Katar	10.3	(10.0)	34.2	(10.9)	-0.7	(6.0)	3.4	(6.1)	7.5	(11.0)	12.4	(8.2)	4.1	(3.																																																																																																																																																																																																																																																																																																																																																																																																																																																																																																																																																																																																																																																																																																																																																																																																																																																																																																																																																																																																																																																																																																																																																																																																																																																																																																																																																																																																																																																						

[Teil 3/5]

Zusammenhang zwischen den Schülerleistungen im Bereich Lesekompetenz und dem Leseengagement und den Lernansätzen der Schüler sowie dem Lernumfeld, den Ressourcen, Politiken und Praktiken der Schulen

Tabelle IV.2.14b

	Schulverwaltung ¹										Beurteilungs- und Rechenschaftslegungspolitiken der Schulen ¹																					
	Index der Schulautonomie: Ressourcenallokation (höhere Werte stehen für mehr Autonomie)					Index der Schulautonomie: Unterrichts- und Lehrpläne (höhere Werte stehen für mehr Autonomie)					Schule konkurriert mit anderen Schulen im gleichen Einzugsgebiet um Schüler					Privatschule																
	Punkt-zahl-Veränd.	S.E.	Punkt-zahl-Veränd.	S.E.	Punkt-zahl-Veränd.	S.E.	Punkt-zahl-Veränd.	S.E.	Punkt-zahl-Veränd.	S.E.	Punkt-zahl-Veränd.	S.E.	Punkt-zahl-Veränd.	S.E.	Punkt-zahl-Veränd.	S.E.	Punkt-zahl-Veränd.	S.E.														
OECD-Länder	4.8	(1.9)	-0.9	(1.9)	-10.3	(7.4)	1.1	(4.9)	-3.5	(3.3)	-9.9	(4.5)	0.1	(4.9)	-4.8	(3.7)	13.5	(8.9)	-8.4	(5.7)	-4.7	(8.2)	8.5	(15.0)	-25.1	(11.0)	-0.6	(10.7)	-6.4	(8.5)	13.1	(9.9)
Australien	4.8	(1.9)	-0.9	(1.9)	-10.3	(7.4)	1.1	(4.9)	-3.5	(3.3)	-9.9	(4.5)	0.1	(4.9)	-4.8	(3.7)	13.5	(8.9)	-8.4	(5.7)	-4.7	(8.2)	8.5	(15.0)	-25.1	(11.0)	-0.6	(10.7)	-6.4	(8.5)	13.1	(9.9)
Österreich	13.5	(8.9)	-8.4	(5.7)	-4.7	(8.2)	8.5	(15.0)	-25.1	(11.0)	-0.6	(10.7)	-6.4	(8.5)	13.1	(9.9)	-6.5	(21.8)	2.3	(3.7)	11.3	(10.9)	w	w	-20.6	(6.1)	7.7	(5.5)	-9.1	(5.3)	1.7	(9.1)
Belgien	-6.5	(21.8)	2.3	(3.7)	11.3	(10.9)	w	w	-20.6	(6.1)	7.7	(5.5)	-9.1	(5.3)	1.7	(9.1)	3.6	(4.1)	-1.8	(3.2)	5.4	(4.1)	6.3	(9.8)	4.8	(4.6)	-1.7	(5.2)	1.8	(4.3)	2.3	(4.9)
Kanada	3.6	(4.1)	-1.8	(3.2)	5.4	(4.1)	6.3	(9.8)	4.8	(4.6)	-1.7	(5.2)	1.8	(4.3)	2.3	(4.9)	2.6	(2.1)	-0.4	(2.4)	8.9	(5.2)	-2.9	(6.9)	0.5	(7.6)	13.3	(7.5)	-10.7	(10.1)	-13.6	(4.7)
Chile	2.6	(2.1)	-0.4	(2.4)	8.9	(5.2)	-2.9	(6.9)	0.5	(7.6)	13.3	(7.5)	-10.7	(10.1)	-13.6	(4.7)	4.3	(2.0)	-6.6	(3.3)	5.7	(6.6)	16.9	(9.1)	20.0	(9.9)	13.7	(8.7)	-6.9	(7.2)	6.4	(5.9)
Tschech. Rep.	4.3	(2.0)	-6.6	(3.3)	5.7	(6.6)	16.9	(9.1)	20.0	(9.9)	13.7	(8.7)	-6.9	(7.2)	6.4	(5.9)	-0.6	(2.1)	0.1	(1.9)	-5.0	(4.1)	-5.9	(5.5)	-1.2	(8.8)	-2.1	(3.5)	3.5	(4.8)	3.3	(3.9)
Dänemark	-0.6	(2.1)	0.1	(1.9)	-5.0	(4.1)	-5.9	(5.5)	-1.2	(8.8)	-2.1	(3.5)	3.5	(4.8)	3.3	(3.9)	-4.4	(3.1)	-0.1	(2.3)	2.6	(4.9)	-2.9	(9.0)	-2.9	(4.9)	-2.4	(6.4)	-10.1	(5.4)	2.7	(5.4)
Estland	-4.4	(3.1)	-0.1	(2.3)	2.6	(4.9)	-2.9	(9.0)	-2.9	(4.9)	-2.4	(6.4)	-10.1	(5.4)	2.7	(5.4)	1.0	(5.0)	1.8	(2.0)	0.4	(3.7)	-11.6	(10.1)	19.9	(12.1)	-1.4	(3.6)	-3.3	(3.6)	0.4	(4.1)
Finnland	1.0	(5.0)	1.8	(2.0)	0.4	(3.7)	-11.6	(10.1)	19.9	(12.1)	-1.4	(3.6)	-3.3	(3.6)	0.4	(4.1)	w	w	w	w	w	w	w	w	w	w	w	w	w	w	w	
Frankreich	w	w	w	w	w	w	w	w	w	w	w	w	w	w	w	w	12.3	(6.4)	-5.7	(4.9)	35.4	(7.6)	-8.9	(13.3)	-5.3	(7.0)	-8.5	(6.6)	2.2	(7.0)	12.6	(6.6)
Deutschland	12.3	(6.4)	-5.7	(4.9)	35.4	(7.6)	-8.9	(13.3)	-5.3	(7.0)	-8.5	(6.6)	2.2	(7.0)	12.6	(6.6)	125.7	(58.7)	-2.3	(19.5)	-2.9	(9.7)	-7.1	(35.0)	-2.8	(8.7)	-3.9	(9.7)	-23.8	(12.0)	5.6	(10.2)
Griechenland	125.7	(58.7)	-2.3	(19.5)	-2.9	(9.7)	-7.1	(35.0)	-2.8	(8.7)	-3.9	(9.7)	-23.8	(12.0)	5.6	(10.2)	-6.0	(3.0)	1.5	(3.5)	5.6	(6.9)	1.7	(9.3)	23.6	(7.9)	24.0	(8.7)	-15.5	(6.5)	-18.9	(7.9)
Ungarn	-6.0	(3.0)	1.5	(3.5)	5.6	(6.9)	1.7	(9.3)	23.6	(7.9)	24.0	(8.7)	-15.5	(6.5)	-18.9	(7.9)	-4.2	(3.5)	5.6	(2.4)	7.8	(4.8)	c	c	-12.9	(7.5)	-3.6	(10.9)	11.4	(9.1)	-6.4	(4.1)
Island	-4.2	(3.5)	5.6	(2.4)	7.8	(4.8)	c	c	-12.9	(7.5)	-3.6	(10.9)	11.4	(9.1)	-6.4	(4.1)	4.5	(11.2)	-0.7	(4.3)	-8.1	(8.8)	5.3	(6.8)	-0.2	(5.9)	0.3	(5.5)	0.8	(5.3)	-11.1	(6.8)
Irland	4.5	(11.2)	-0.7	(4.3)	-8.1	(8.8)	5.3	(6.8)	-0.2	(5.9)	0.3	(5.5)	0.8	(5.3)	-11.1	(6.8)	-1.4	(8.3)	-6.0	(4.2)	13.7	(10.4)	-1.8	(14.0)	23.5	(16.0)	-2.3	(9.4)	-19.9	(11.5)	9.1	(8.7)
Israel	-1.4	(8.3)	-6.0	(4.2)	13.7	(10.4)	-1.8	(14.0)	23.5	(16.0)	-2.3	(9.4)	-19.9	(11.5)	9.1	(8.7)	-3.3	(4.7)	-3.5	(2.1)	1.9	(5.6)	12.2	(11.4)	-11.8	(4.1)	-2.7	(4.5)	2.5	(5.4)	0.0	(5.2)
Italien	-3.3	(4.7)	-3.5	(2.1)	1.9	(5.6)	12.2	(11.4)	-11.8	(4.1)	-2.7	(4.5)	2.5	(5.4)	0.0	(5.2)	0.7	(3.9)	-0.2	(3.3)	-0.1	(7.9)	-22.0	(10.9)	2.5	(5.2)	-3.1	(5.5)	-7.9	(8.1)	-1.6	(5.5)
Japan	0.7	(3.9)	-0.2	(3.3)	-0.1	(7.9)	-22.0	(10.9)	2.5	(5.2)	-3.1	(5.5)	-7.9	(8.1)	-1.6	(5.5)	7.3	(3.5)	1.4	(2.9)	4.3	(7.8)	2.5	(6.3)	-22.4	(11.4)	-26.7	(6.0)	26.4	(5.8)	-1.3	(5.2)
Korea	7.3	(3.5)	1.4	(2.9)	4.3	(7.8)	2.5	(6.3)	-22.4	(11.4)	-26.7	(6.0)	26.4	(5.8)	-1.3	(5.2)	c	c	c	c	c	c	c	c	c	c	c	c	c	c	c	
Luxemburg	c	c	c	c	c	c	c	c	c	c	c	c	c	c	c	c	-3.4	(3.6)	-2.5	(2.7)	10.6	(5.8)	22.3	(10.6)	8.8	(5.7)	4.4	(6.1)	8.1	(8.1)	0.0	(5.7)
Mexiko	-3.4	(3.6)	-2.5	(2.7)	10.6	(5.8)	22.3	(10.6)	8.8	(5.7)	4.4	(6.1)	8.1	(8.1)	0.0	(5.7)	-0.8	(2.8)	6.9	(4.5)	17.2	(15.6)	0.2	(4.8)	-6.9	(6.4)	-9.4	(5.9)	13.0	(6.1)	0.7	(5.7)
Niederlande	-0.8	(2.8)	6.9	(4.5)	17.2	(15.6)	0.2	(4.8)	-6.9	(6.4)	-9.4	(5.9)	13.0	(6.1)	0.7	(5.7)	-1.4	(4.3)	-4.8	(2.9)	16.3	(5.1)	-4.6	(13.6)	1.8	(5.4)	1.5	(14.5)	46.2	(14.5)	4.0	(8.4)
Neuseeland	-1.4	(4.3)	-4.8	(2.9)	16.3	(5.1)	-4.6	(13.6)	1.8	(5.4)	1.5	(14.5)	46.2	(14.5)	4.0	(8.4)	4.9	(3.3)	1.0	(3.1)	1.9	(3.9)	c	c	-10.9	(9.9)	-3.2	(6.0)	0.7	(5.0)	-1.2	(6.0)
Norwegen	4.9	(3.3)	1.0	(3.1)	1.9	(3.9)	c	c	-10.9	(9.9)	-3.2	(6.0)	0.7	(5.0)	-1.2	(6.0)	5.6	(6.1)	0.4	(2.5)	7.8	(4.8)	-1.4	(17.2)	-2.1	(9.6)	-6.6	(6.4)	0.3	(7.1)	-3.8	(3.8)
Polen	5.6	(6.1)	0.4	(2.5)	7.8	(4.8)	-1.4	(17.2)	-2.1	(9.6)	-6.6	(6.4)	0.3	(7.1)	-3.8	(3.8)	1.2	(4.2)	5.4	(7.2)	6.5	(4.9)	-2.4	(9.1)	9.6	(5.8)	9.3	(7.1)	-9.8	(5.1)	-0.0	(4.6)
Portugal	1.2	(4.2)	5.4	(7.2)	6.5	(4.9)	-2.4	(9.1)	9.6	(5.8)	9.3	(7.1)	-9.8	(5.1)	-0.0	(4.6)	0.2	(2.4)	-2.0	(2.8)	3.6	(8.3)	1.5	(9.5)	1.6	(12.6)	-12.7	(7.6)	4.0	(6.9)	-0.5	(5.8)
Slowak. Rep.	0.2	(2.4)	-2.0	(2.8)	3.6	(8.3)	1.5	(9.5)	1.6	(12.6)	-12.7	(7.6)	4.0	(6.9)	-0.5	(5.8)	-3.3	(4.9)	-8.5	(4.2)	10.0	(5.3)	28.3	(14.0)	-2.8	(6.2)	-13.5	(8.7)	-9.2	(6.1)	-5.1	(5.4)
Slowenien	-3.3	(4.9)	-8.5	(4.2)	10.0	(5.3)	28.3	(14.0)	-2.8	(6.2)	-13.5	(8.7)	-9.2	(6.1)	-5.1	(5.4)	-2.0	(2.5)	-1.0	(1.8)	7.8	(3.8)	8.3	(4.4)	-7.5	(3.2)	2.0	(3.3)	-5.3	(3.9)	6.0	(3.2)
Spanien	-2.0	(2.5)	-1.0	(1.8)	7.8	(3.8)	8.3	(4.4)	-7.5	(3.2)	2.0	(3.3)	-5.3	(3.9)	6.0	(3.2)	2.2	(2.1)	0.2	(2.2)	10.0	(4.9)	6.4	(9.2)	6.0	(9.5)	13.4	(8.7)	-7.5	(6.3)	5.9	(5.5)
Schweden	2.2	(2.1)	0.2	(2.2)	10.0	(4.9)	6.4	(9.2)	6.0	(9.5)	13.4	(8.7)	-7.5	(6.3)	5.9	(5.5)	-5.3	(2.6)	2.2	(2.6)	3.8	(3.7)	-8.7	(8.4)	3.6	(4.4)	-6.2	(4.4)	3.7	(3.5)	2.5	(4.4)
Schweiz	-5.3	(2.6)	2.2	(2.6)	3.8	(3.7)	-8.7	(8.4)	3.6	(4.4)	-6.2	(4.4)	3.7	(3.5)	2.5	(4.4)	-24.5	(14.7)	-14.3	(6.0)	15.1	(6.3)	c	c	-22.1	(8.7)	-14.8	(9.4)	-9.1	(5.6)	7.1	(12.4)
Türkei	-24.5	(14.7)	-14.3	(6.0)	15.1	(6.3)	c	c	-22.1	(8.7)	-14.8	(9.4)	-9.1	(5.6)	7.1	(12.4)	-1.1	(2.0)	-0.4	(2.3)	-15.5	(5.1)	22.6	(12.7)	-0.4	(3.8)	-15.4	(11.0)	5.7	(8.1)	-4.0	(7.4)
Ver. Königreich	-1.1	(2.0)	-0.4	(2.3)	-15.5	(5.1)	22.6	(12.7)	-0.4	(3.8)	-15.4	(11.0)	5.7	(8.1)	-4.0	(7.4)	-2.7	(3.0)	-8.6	(3.0)	-0.3	(5.4)	c	c	-28.6	(12.0)	20.1	(16.2)	9.5	(7.6)	-5.7	(10.0)
Ver. Staaten	-2.7	(3.0)	-8.6	(3.0)	-0.3	(5.4)	c	c	-28.6	(12.0)	20.1	(16.2)	9.5	(7.6)	-5.7	(10.0)	3.9	(2.2)	-1.6	(0.9)	5.2	(1.2)	2.4	(2.3)	-2.0	(1.5)	-1.3	(1.4)	-0.5	(1.3)	0.2	(1.2)
OECD-Durchschnitt	3.9	(2.2)	-1.6	(0.9)	5.2	(1.2)	2.4	(2.3)	-2.0	(1.5)	-1.3	(1.4)	-0.5	(1.3)	0.2	(1.2)	Partnerländer															
Albanien	-10.8	(7.2)	-0.6	(3.6)	-1.3	(7.9)	55.4	(19.7)	-13.1	(13.2)	c	c	6.4	(11.7)	-16.4	(8.7)	3.8	(8.5)	-9.4	(7.4)	0.7	(9.7)	34.3	(9.1)	-6.7	(8.5)	-6.0	(9.5)	-2.7	(12.8)	-1.1	(8.8)
Argentinien	3.8	(8.5)	-9.4	(7.4)	0.7	(9.7)	34.3	(9.1)	-6.7	(8.5)	-6.0	(9.5)	-2.7	(12.8)	-1.1	(8.8)	-1.5	(7.5)	-2.2	(4.3)	18.4	(7.9)	c	c	53.4	(15.7)	-2.3	(10.1)	-3.3	(11.6)	48.7	(12.0)
Aserbaidshchan	-1.5	(7.5)	-2.2	(4.3)	18.4	(7.9)	c	c	53.4	(15.7)	-2.3	(10.1)	-3.3	(11.6)	48.7	(12.0)	8.7	(4.1)	0.9	(3.0)	-10.0	(5.4)	19.1	(10.9)	-4.0	(5.7)	-2.3	(11.1)	-1.3	(7.1)	-16.1	(5.8)
Brasilien	8.7	(4.1)																														



[Teil 4/5]

Zusammenhang zwischen den Schülerleistungen im Bereich Lesekompetenz und dem Leseengagement und den Lernansätzen der Schüler sowie dem Lernumfeld, den Ressourcen, Politiken und Praktiken der Schulen

Tabelle IV.2.14b

		Beurteilungs- und Rechenschaftslegungspolitiken der Schulen ¹										Bildungs-investitionen (Schülerschulerebene) ¹					
		Rechenschaftslegung der Schulen gegenüber den Eltern: Nur hinsichtlich der Schüler der gleichen Schule		Rechenschaftslegung der Schulen gegenüber den Eltern: Zumindest gegenüber nationalen oder regionalen Vergleichsmaßstäben		Schule veröffentlicht Leistungsdaten		Leistungsdaten werden zu Entscheidungen über die Allokation von Ressourcen für den Unterricht herangezogen		Schulaufsichtsbehörde beobachtet Leistungsdaten im Zeitverlauf		Die Schule beobachtet die Arbeit der Lehrkräfte durch Tests oder Beurteilungen der Schüler		Die Schule beobachtet die Arbeit der Lehrkräfte durch Unterrichtsbesuche von Kollegen, Schulleitern oder Inspektoren		Klassengröße	
		Punkt-zahl-Veränd.	S.E.	Punkt-zahl-Veränd.	S.E.	Punkt-zahl-Veränd.	S.E.	Punkt-zahl-Veränd.	S.E.	Punkt-zahl-Veränd.	S.E.	Punkt-zahl-Veränd.	S.E.	Punkt-zahl-Veränd.	S.E.	Punkt-zahl-Veränd.	S.E.
OECD-Länder	Australien	-8.1	(4.7)	-0.8	(5.6)	1.0	(3.6)	1.4	(3.6)	0.2	(4.3)	6.1	(3.5)	1.0	(3.9)	1.4	(0.2)
	Österreich	-7.6	(8.9)	8.0	(12.8)	-5.0	(16.4)	11.7	(12.6)	11.9	(8.8)	1.1	(15.8)	-33.4	(23.4)	-0.1	(0.4)
	Belgien	27.9	(7.3)	-12.0	(7.8)	35.9	(22.7)	5.1	(6.5)	4.0	(5.1)	-11.4	(5.9)	14.2	(8.5)	2.1	(0.4)
	Kanada	0.5	(4.4)	-4.0	(4.1)	3.3	(3.5)	-3.9	(3.3)	5.1	(4.4)	c	c	-1.7	(4.3)	0.7	(0.2)
	Chile	-13.5	(13.5)	-8.8	(11.2)	-2.2	(4.4)	-13.5	(5.5)	3.8	(5.1)	0.3	(4.9)	-5.2	(9.7)	-0.4	(0.3)
	Tschech. Rep.	13.9	(9.4)	12.2	(9.5)	4.1	(5.0)	3.2	(13.2)	2.0	(5.0)	-5.4	(5.6)	4.9	(9.6)	-0.3	(0.3)
	Dänemark	c	c	c	c	-0.9	(3.3)	5.8	(3.8)	-4.0	(4.2)	-3.2	(3.7)	-3.2	(4.6)	-0.3	(0.4)
	Estland	5.1	(6.5)	2.6	(4.0)	-1.3	(4.0)	-3.6	(5.0)	0.9	(5.3)	-8.7	(4.2)	-5.6	(8.1)	1.2	(0.4)
	Finnland	-5.2	(7.6)	4.1	(3.7)	9.7	(9.4)	-0.8	(6.8)	3.6	(3.4)	0.8	(4.4)	-2.4	(3.3)	2.5	(0.5)
	Frankreich	w	w	w	w	w	w	w	w	w	w	w	w	w	w	w	w
	Deutschland	15.5	(7.3)	0.5	(8.9)	-7.4	(10.2)	-0.3	(6.3)	16.4	(6.6)	1.3	(7.1)	-0.9	(8.4)	0.2	(0.3)
	Griechenland	4.9	(10.3)	-12.8	(14.6)	13.0	(9.2)	11.5	(16.5)	-21.3	(8.5)	-2.1	(9.1)	12.6	(10.2)	0.1	(0.7)
	Ungarn	-7.1	(8.8)	-0.4	(7.1)	-3.6	(6.4)	-15.2	(10.4)	-4.0	(5.9)	-19.2	(7.3)	-44.3	(21.6)	0.0	(0.3)
	Inseln	-8.1	(8.7)	-1.2	(5.9)	-1.8	(5.9)	c	c	7.9	(5.8)	5.7	(4.5)	4.9	(5.9)	2.3	(0.4)
	Irland	1.8	(6.7)	1.4	(7.2)	5.4	(8.3)	-11.3	(5.7)	0.2	(6.0)	9.7	(5.6)	-4.5	(6.1)	2.4	(0.4)
	Israel	-20.2	(14.4)	-0.1	(7.2)	-1.5	(8.4)	9.9	(8.0)	0.7	(9.3)	15.4	(14.6)	-3.8	(12.3)	0.9	(0.2)
	Italien	1.0	(8.1)	2.2	(6.8)	7.1	(5.4)	-5.0	(4.5)	-4.3	(4.4)	-0.1	(4.5)	-1.8	(5.1)	-0.5	(0.2)
	Japan	-10.8	(13.6)	-13.6	(13.3)	18.2	(10.0)	-21.8	(17.5)	-6.2	(7.4)	1.8	(7.1)	-7.9	(8.6)	-1.7	(0.6)
	Korea	7.0	(8.0)	-9.2	(6.2)	9.4	(4.8)	-20.7	(5.1)	-0.6	(5.7)	5.8	(5.2)	-13.9	(11.3)	0.0	(1.7)
	Luxemburg	c	c	c	c	c	c	c	c	c	c	c	c	c	c	c	c
Mexiko	-5.6	(6.1)	-5.3	(6.4)	1.2	(4.1)	1.7	(4.3)	2.7	(4.9)	-0.7	(3.9)	-5.3	(6.4)	-0.1	(0.2)	
Niederlande	4.5	(7.8)	0.9	(9.3)	7.7	(5.3)	-3.2	(6.4)	9.5	(5.8)	3.3	(5.7)	-10.5	(6.1)	1.1	(0.2)	
Neuseeland	2.9	(9.2)	-5.6	(6.5)	-4.0	(6.2)	-0.3	(4.9)	8.5	(8.3)	-6.9	(5.2)	-11.5	(16.8)	2.1	(0.3)	
Norwegen	10.1	(7.8)	7.5	(6.7)	4.2	(4.6)	-4.6	(5.4)	4.1	(5.2)	-0.5	(4.5)	-5.8	(5.3)	0.7	(0.4)	
Polen	-5.9	(10.4)	-0.3	(5.8)	-5.8	(4.4)	-3.5	(5.7)	-1.0	(5.7)	-14.3	(7.4)	-40.7	(13.0)	1.1	(0.6)	
Portugal	7.3	(5.9)	-0.1	(5.2)	-5.5	(4.6)	-4.2	(4.5)	1.2	(4.6)	0.4	(5.0)	7.6	(6.9)	2.5	(0.4)	
Slowak. Rep.	6.7	(10.0)	-6.2	(8.8)	-1.0	(6.1)	-1.2	(7.3)	2.8	(7.1)	-0.5	(6.8)	c	c	-0.4	(0.4)	
Slowenien	6.7	(8.7)	-1.6	(5.3)	13.0	(5.4)	-16.9	(6.2)	-5.7	(6.8)	0.5	(5.8)	4.1	(9.1)	0.5	(0.3)	
Spanien	0.2	(2.9)	-0.8	(4.0)	-7.0	(4.2)	-4.6	(2.8)	-5.9	(3.2)	0.8	(2.9)	0.1	(3.0)	1.5	(0.2)	
Schweden	17.3	(23.5)	-0.6	(7.7)	-2.3	(4.6)	-7.0	(4.7)	-6.6	(4.9)	-5.9	(5.6)	2.3	(5.4)	1.7	(0.4)	
Schweiz	-7.4	(4.4)	0.1	(4.9)	-1.6	(11.3)	-2.2	(4.1)	2.8	(4.1)	0.5	(4.3)	-0.2	(5.0)	2.5	(0.4)	
Türkei	-0.6	(16.9)	-13.8	(16.6)	13.4	(6.8)	-1.0	(6.9)	19.1	(6.4)	0.6	(10.0)	-28.0	(10.7)	0.1	(0.2)	
Ver. Königreich	10.0	(6.2)	-1.8	(4.6)	-1.2	(4.5)	-0.9	(4.3)	11.4	(5.4)	-5.8	(5.5)	15.0	(12.5)	3.2	(0.3)	
Ver. Staaten	7.9	(18.3)	5.3	(8.6)	30.9	(8.1)	11.9	(4.3)	-4.1	(12.6)	-11.8	(5.6)	24.3	(14.8)	0.5	(0.3)	
OECD-Durchschnitt	1.6	(1.8)	-1.7	(1.5)	3.9	(1.4)	-2.7	(1.4)	1.7	(1.1)	-1.4	(1.2)	-4.5	(1.8)	0.9	(0.1)	
Partnerländer	Albanien	-22.1	(12.8)	-26.5	(12.4)	12.4	(6.7)	-18.7	(8.0)	8.7	(8.3)	-10.6	(14.8)	c	c	0.5	(0.2)
	Argentinien	-21.7	(10.8)	-27.4	(10.7)	-9.0	(16.9)	4.3	(8.6)	-15.9	(9.3)	11.9	(7.8)	22.4	(15.4)	0.4	(0.3)
	Aserbaidschan	-9.3	(16.2)	c	c	-6.7	(11.1)	6.0	(8.5)	-7.7	(9.0)	-62.2	(16.2)	-8.7	(28.3)	-0.1	(0.3)
	Brasilien	1.8	(9.2)	-3.6	(5.1)	8.2	(4.5)	-12.6	(4.9)	5.9	(5.7)	3.7	(4.9)	-7.4	(6.1)	-0.2	(0.2)
	Bulgarien	-12.9	(14.3)	3.6	(15.5)	13.1	(9.8)	-8.4	(9.7)	10.4	(10.7)	-19.4	(13.2)	16.9	(30.2)	0.3	(0.4)
	Kolumbien	-34.1	(14.2)	-16.2	(10.3)	16.0	(4.6)	-3.6	(4.4)	7.3	(5.9)	1.4	(4.7)	-4.1	(5.6)	-0.7	(0.3)
	Kroatien	-8.4	(4.1)	c	c	3.0	(4.9)	9.5	(5.3)	-0.4	(6.8)	-7.0	(4.5)	-1.9	(12.4)	0.8	(0.5)
	Dubai (VAE)	-11.2	(7.6)	-18.4	(7.5)	4.2	(5.6)	6.5	(6.2)	-2.9	(8.6)	-6.8	(9.6)	51.7	(21.4)	0.3	(0.2)
	Hongkong (China)	5.7	(5.1)	12.5	(6.2)	9.1	(4.9)	14.5	(4.5)	-3.4	(4.7)	-16.2	(8.3)	-7.8	(11.6)	1.6	(0.2)
	Indonesien	-16.7	(13.1)	-18.1	(12.6)	3.2	(6.3)	11.6	(10.1)	-6.6	(5.6)	-1.2	(7.4)	32.8	(17.7)	0.4	(0.2)
	Jordanien	6.5	(10.2)	c	c	-4.9	(9.7)	-7.4	(7.3)	-2.2	(7.4)	3.8	(8.9)	c	c	-0.9	(0.4)
	Kasachstan	-27.5	(22.3)	-22.4	(20.6)	-15.5	(7.9)	-6.6	(7.9)	c	c	-3.5	(10.6)	c	c	-0.8	(0.4)
	Kirgisistan	9.3	(21.5)	11.0	(18.1)	14.1	(6.7)	-2.0	(9.3)	-25.1	(14.2)	-23.0	(16.9)	c	c	-0.2	(0.3)
	Lettland	-7.1	(5.6)	-4.2	(5.3)	5.8	(4.3)	-3.9	(4.6)	2.8	(4.7)	-6.4	(5.3)	c	c	0.7	(0.4)
	Litauen	1.6	(5.6)	c	c	-6.6	(6.3)	14.2	(8.0)	-4.2	(5.3)	7.5	(6.3)	c	c	0.8	(0.4)
	Macau (China)	c	c	c	c	c	c	c	c	c	c	c	c	c	c	c	c
	Montenegro	c	c	c	c	c	c	c	c	c	c	c	c	c	c	c	c
	Panama	-27.3	(11.3)	-2.4	(7.6)	26.0	(13.7)	-7.0	(7.4)	-0.3	(7.9)	9.5	(7.8)	-15.7	(12.5)	-0.5	(0.5)
	Peru	-1.9	(8.5)	-0.8	(9.2)	8.1	(11.0)	6.8	(6.7)	6.2	(6.8)	-4.5	(9.8)	31.7	(18.8)	-0.6	(0.2)
	Katar	30.4	(18.3)	8.8	(15.1)	-17.4	(7.7)	-5.7	(8.0)	-19.3	(13.3)	-8.2	(13.4)	c	c	0.3	(0.2)
Rumänien	0.9	(15.0)	13.9	(11.9)	-9.3	(6.7)	-0.7	(7.4)	27.2	(7.3)	-16.1	(7.9)	-1.4	(13.5)	0.8	(0.3)	
Russ. Föderation	-11.5	(11.2)	4.9	(8.9)	3.1	(6.2)	-5.6	(4.6)	91.1	(18.7)	-1.1	(9.7)	c	c	0.2	(0.4)	
Serbien	-5.0	(13.6)	-1.1	(19.8)	2.0	(6.9)	-15.1	(6.4)	4.5	(7.4)	8.3	(5.2)	0.5	(7.8)	1.2	(0.3)	
Shanghai (China)	10.3	(6.2)	-2.7	(5.6)	c	c	2.9	(3.3)	-4.8	(4.4)	5.2	(6.1)	c	c	1.0	(0.4)	
Singapur	26.0	(10.0)	18.8	(9.9)	1.6	(4.1)	4.4	(5.1)	-23.9	(15.7)	-9.5	(12.2)	17.6	(16.4)	1.3	(0.3)	
Chinesisch Taipeh	11.3	(4.8)	3.9	(3.7)	3.1	(4.5)	-5.5	(4.1)	-1.3	(3.5)	5.9	(3.7)	0.5	(4.5)	0.8	(0.4)	
Thailand	11.0	(9.4)	11.9	(5.8)	-11.6	(5.3)	6.8	(8.7)	-16.2	(8.2)	-7.6	(9.4)	14.8	(16.5)	-0.2	(0.3)	
Trinidad und Tobago	10.0	(9.7)	14.9	(9.3)	-17.6	(9.8)	5.3	(7.2)	5.2	(7.4)	-13.8	(6.5)	9.3	(11.8)	0.0	(0.2)	
Tunesien	-0.9	(8.2)	-1.0	(7.8)	1.8	(7.9)	-2.3	(4.1)	1.5	(4.6)	-7.6	(7.4)	-1.6	(9.5)	0.0	(0.4)	
Uruguay	0.6	(5.0)	-2.9	(6.3)	3.6	(9.5)	-0.5	(4.0)	-2.8	(4.8)	-13.5	(4.6)	-3.3	(9.9)	-0.8	(0.3)	

Anmerkung: Statistisch signifikante Werte sind durch Fettdruck gekennzeichnet (siehe Anhang A3).

1. Mehr-Ebenen-Regressionsmodell (Schüler- und Schulebene): Die Leistung im Bereich Lesekompetenz ist auf die in dieser Tabelle dargestellten Variablen regressiert.

StatLink <http://dx.doi.org/10.1787/888932343285>

[Teil 5/5]

Zusammenhang zwischen den Schülerleistungen im Bereich Lesekompetenz und dem Leseengagement und den Lernansätzen der Schüler sowie dem Lernumfeld, den Ressourcen, Politiken und Praktiken der Schulen

Tabelle IV.2.14b

		Bildungsinvestitionen (Schulebene) ¹																						
		Lernzeit der Schüler im Lehrplanunterricht		Lernzeit der Schüler im Mathematik- und Naturwissenschafts- unterricht		Prozentsatz der Schüler, die Unterricht außerhalb der Schulezeit besuchen (Neigungskurse, Zusatzunterricht)		Prozentsatz der Schüler, die Unterricht außerhalb der Schulezeit besuchen (Nachhilfe)		Prozentsatz der Schüler, die maximal 1 Jahr an Vorschulunterricht teilgenommen haben		Prozentsatz der Schüler, die mindestens 1 Jahr an Vorschulunterricht teilgenommen haben		Durchschnittliche Klassengröße in der Schule		Index der Bibliotheks- nutzung innerhalb und außerhalb der Schule (höhere Werte stehen für eine stärkere Nutzung)		Index der außercurricu- laren Aktivitäten (höhere Werte stehen für mehr Aktivitäten)		Index des Lehrmangels (höhere Werte stehen für größeren Mangel)		Index der Ausstattung der Schulen mit Lehr- und Sachmitteln (höhere Werte stehen für bessere Ressourcen)		
		Punkt- zahl- veränd.	S.F.	Punkt- zahl- veränd.	S.F.	Punkt- zahl- veränd.	S.F.	Punkt- zahl- veränd.	S.F.	Punkt- zahl- veränd.	S.F.	Punkt- zahl- veränd.	S.F.	Punkt- zahl- veränd.	S.F.	Punkt- zahl- veränd.	S.F.	Punkt- zahl- veränd.	S.F.	Punkt- zahl- veränd.	S.F.	Punkt- zahl- veränd.	S.F.	
OECD-Länder	Australien	-0.2 (0.1)	0.1 (0.1)	-0.2 (0.3)	0.1 (0.4)	0.1 (0.4)	0.1 (0.4)	0.1 (0.4)	0.1 (0.4)	0.1 (0.4)	0.1 (0.4)	0.1 (0.4)	0.1 (0.4)	0.1 (0.4)	0.1 (0.4)	0.1 (0.4)	0.1 (0.4)	0.1 (0.4)	0.1 (0.4)	0.1 (0.4)	0.1 (0.4)	0.1 (0.4)	0.1 (0.4)	
	Österreich	-0.1 (0.1)	0.1 (0.0)	0.0 (0.4)	-0.2 (0.3)	-0.2 (0.3)	-0.2 (0.3)	-0.2 (0.3)	-1.0 (0.6)	-0.2 (0.5)	2.2 (1.1)	5.2 (4.7)	10.2 (4.0)	-17.1 (9.4)	12.3 (5.0)	6.9 (7.0)	-2.2 (1.6)	12.3 (5.0)	6.9 (7.0)	-2.2 (1.6)	12.3 (5.0)	6.9 (7.0)	-2.2 (1.6)	12.3 (5.0)
	Belgien	-0.4 (0.1)	0.2 (0.1)	-1.0 (0.3)	0.7 (0.3)	0.7 (0.3)	0.7 (0.3)	0.7 (0.3)	-0.5 (0.5)	1.2 (0.4)	5.4 (1.0)	-1.5 (3.0)	5.8 (3.4)	-12.6 (10.9)	2.6 (2.6)	5.8 (3.4)	-12.6 (10.9)	2.6 (2.6)	5.8 (3.4)	-12.6 (10.9)	2.6 (2.6)	5.8 (3.4)	-12.6 (10.9)	2.6 (2.6)
	Kanada	0.0 (0.0)	0.0 (0.0)	0.0 (0.2)	-0.6 (0.2)	-0.6 (0.2)	-0.6 (0.2)	-0.6 (0.2)	0.6 (0.2)	0.7 (0.2)	1.3 (0.4)	-0.1 (2.1)	3.9 (2.1)	-5.5 (5.6)	3.2 (1.9)	3.9 (2.1)	-5.5 (5.6)	3.2 (1.9)	3.9 (2.1)	-5.5 (5.6)	3.2 (1.9)	3.9 (2.1)	-5.5 (5.6)	3.2 (1.9)
	Chile	-0.2 (0.1)	0.1 (0.0)	-0.7 (0.2)	0.3 (0.2)	0.3 (0.2)	0.3 (0.2)	0.3 (0.2)	-0.1 (0.2)	0.3 (0.2)	-0.4 (0.4)	1.2 (2.0)	2.6 (2.9)	-17.7 (7.4)	5.3 (2.4)	2.6 (2.9)	-17.7 (7.4)	5.3 (2.4)	2.6 (2.9)	-17.7 (7.4)	5.3 (2.4)	2.6 (2.9)	-17.7 (7.4)	5.3 (2.4)
	Tschech. Rep.	-0.2 (0.1)	0.1 (0.0)	-0.3 (0.2)	-0.1 (0.2)	0.1 (0.2)	0.1 (0.2)	0.1 (0.2)	0.2 (0.5)	0.7 (0.4)	2.5 (0.7)	-6.4 (3.7)	3.1 (4.3)	7.0 (7.3)	0.7 (3.3)	3.1 (4.3)	7.0 (7.3)	0.7 (3.3)	3.1 (4.3)	7.0 (7.3)	0.7 (3.3)	3.1 (4.3)	7.0 (7.3)	0.7 (3.3)
	Dänemark	-0.1 (0.1)	0.0 (0.0)	-0.4 (0.2)	-0.4 (0.2)	-0.4 (0.2)	-0.4 (0.2)	-0.4 (0.2)	0.2 (0.5)	0.7 (0.5)	0.8 (0.6)	-1.7 (2.4)	-0.9 (1.8)	-26.2 (7.8)	-1.7 (2.3)	-0.9 (1.8)	-26.2 (7.8)	-1.7 (2.3)	-0.9 (1.8)	-26.2 (7.8)	-1.7 (2.3)	-0.9 (1.8)	-26.2 (7.8)	-1.7 (2.3)
	Estland	-0.1 (0.1)	0.0 (0.0)	-0.2 (0.1)	0.0 (0.1)	0.0 (0.1)	0.0 (0.1)	0.0 (0.1)	0.0 (0.3)	-0.1 (0.1)	2.4 (0.4)	-3.3 (2.6)	-2.5 (2.5)	-7.8 (10.0)	1.5 (2.6)	-2.5 (2.5)	-7.8 (10.0)	1.5 (2.6)	-2.5 (2.5)	-7.8 (10.0)	1.5 (2.6)	-2.5 (2.5)	-7.8 (10.0)	1.5 (2.6)
	Finnland	0.0 (0.1)	0.0 (0.0)	-0.7 (0.3)	-0.7 (0.2)	-0.7 (0.2)	-0.7 (0.2)	-0.7 (0.2)	0.0 (0.2)	-0.5 (0.2)	1.1 (0.8)	3.0 (3.1)	-0.1 (2.4)	-10.3 (6.5)	2.0 (2.5)	3.0 (3.1)	-0.1 (2.4)	-10.3 (6.5)	2.0 (2.5)	3.0 (3.1)	-0.1 (2.4)	-10.3 (6.5)	2.0 (2.5)	3.0 (3.1)
	Frankreich	w	w	w	w	w	w	w	w	w	w	w	w	w	w	w	w	w	w	w	w	w	w	w
	Deutschland	-0.5 (0.2)	0.2 (0.1)	-0.3 (0.3)	-0.6 (0.3)	-0.6 (0.3)	-0.6 (0.3)	-0.6 (0.3)	0.4 (0.7)	1.4 (0.6)	1.5 (1.0)	-1.9 (3.6)	2.8 (3.9)	-26.0 (10.2)	0.0 (3.6)	2.8 (3.9)	-26.0 (10.2)	0.0 (3.6)	2.8 (3.9)	-26.0 (10.2)	0.0 (3.6)	2.8 (3.9)	-26.0 (10.2)	0.0 (3.6)
	Griechenland	0.1 (0.1)	0.2 (0.1)	0.6 (0.3)	0.1 (0.4)	0.1 (0.4)	0.1 (0.4)	0.1 (0.4)	0.5 (0.5)	0.0 (0.4)	0.2 (1.1)	4.2 (4.6)	10.5 (5.0)	-32.5 (12.4)	8.9 (4.0)	4.2 (4.6)	-32.5 (12.4)	8.9 (4.0)	4.2 (4.6)	-32.5 (12.4)	8.9 (4.0)	4.2 (4.6)	-32.5 (12.4)	8.9 (4.0)
	Ungarn	-0.1 (0.1)	0.2 (0.1)	0.3 (0.2)	0.1 (0.2)	0.1 (0.2)	0.1 (0.2)	0.1 (0.2)	2.3 (0.7)	2.3 (0.7)	2.8 (0.6)	-3.8 (5.1)	13.6 (5.3)	-17.8 (9.7)	-1.6 (3.1)	2.8 (0.6)	-3.8 (5.1)	13.6 (5.3)	-17.8 (9.7)	-1.6 (3.1)	2.8 (0.6)	-3.8 (5.1)	13.6 (5.3)	-17.8 (9.7)
	Island	-0.1 (0.1)	0.1 (0.1)	-0.2 (0.2)	-0.2 (0.2)	-0.2 (0.2)	-0.2 (0.2)	0.4 (0.5)	-0.1 (0.4)	0.2 (0.2)	0.6 (0.7)	-2.2 (3.4)	-1.9 (3.7)	2.8 (7.4)	4.0 (3.8)	0.6 (0.7)	-2.2 (3.4)	-1.9 (3.7)	2.8 (7.4)	4.0 (3.8)	0.6 (0.7)	-2.2 (3.4)	-1.9 (3.7)	2.8 (7.4)
	Irland	-0.4 (0.2)	0.0 (0.2)	0.6 (0.2)	-0.6 (0.4)	-0.6 (0.4)	-0.6 (0.4)	0.1 (0.3)	0.2 (0.2)	0.2 (0.2)	3.8 (0.9)	6.2 (2.9)	0.9 (3.4)	7.4 (9.1)	-6.2 (2.7)	3.8 (0.9)	6.2 (2.9)	0.9 (3.4)	7.4 (9.1)	-6.2 (2.7)	3.8 (0.9)	6.2 (2.9)	0.9 (3.4)	7.4 (9.1)
	Israel	0.1 (0.1)	0.1 (0.0)	0.8 (0.3)	-2.5 (0.4)	-2.5 (0.4)	-2.5 (0.4)	1.1 (0.7)	1.2 (0.6)	1.2 (0.6)	3.4 (0.6)	-0.4 (4.5)	-2.2 (4.0)	4.2 (12.0)	10.0 (3.0)	1.2 (0.6)	-0.4 (4.5)	-2.2 (4.0)	4.2 (12.0)	10.0 (3.0)	1.2 (0.6)	-0.4 (4.5)	-2.2 (4.0)	4.2 (12.0)
	Italien	-0.1 (0.0)	0.0 (0.0)	-0.2 (0.2)	-0.2 (0.2)	-0.2 (0.2)	-0.2 (0.2)	0.5 (0.4)	1.2 (0.3)	1.2 (0.3)	3.1 (0.7)	2.9 (2.4)	5.7 (2.4)	-25.7 (6.7)	7.3 (2.4)	1.2 (0.3)	2.9 (2.4)	5.7 (2.4)	-25.7 (6.7)	7.3 (2.4)	1.2 (0.3)	2.9 (2.4)	5.7 (2.4)	-25.7 (6.7)
	Japan	0.0 (0.1)	0.2 (0.0)	0.4 (0.2)	0.0 (0.1)	0.0 (0.1)	0.0 (0.1)	-1.8 (1.8)	-0.9 (1.3)	1.6 (0.4)	3.4 (3.3)	2.9 (3.7)	-6.1 (10.0)	-1.2 (2.8)	3.4 (3.3)	3.4 (3.3)	2.9 (3.7)	-6.1 (10.0)	-1.2 (2.8)	3.4 (3.3)	3.4 (3.3)	2.9 (3.7)	-6.1 (10.0)	-1.2 (2.8)
	Korea	0.0 (0.1)	0.1 (0.0)	0.3 (0.1)	0.3 (0.1)	0.3 (0.1)	0.3 (0.1)	1.6 (0.6)	1.6 (0.5)	1.6 (0.5)	1.7 (0.5)	-5.5 (3.0)	-0.1 (3.2)	-11.3 (11.4)	1.9 (3.4)	1.6 (0.5)	-5.5 (3.0)	-0.1 (3.2)	-11.3 (11.4)	1.9 (3.4)	1.6 (0.5)	-5.5 (3.0)	-0.1 (3.2)	-11.3 (11.4)
	Luxemburg	c	c	c	c	c	c	c	c	c	c	c	c	c	c	c	c	c	c	c	c	c	c	c
	Mexiko	0.0 (0.1)	0.1 (0.0)	-0.6 (0.2)	-0.3 (0.2)	-0.3 (0.2)	-0.3 (0.2)	0.4 (0.2)	0.4 (0.1)	0.6 (0.2)	4.9 (1.9)	0.4 (2.0)	-14.2 (6.0)	5.4 (2.3)	0.4 (2.0)	0.4 (2.0)	-14.2 (6.0)	5.4 (2.3)	0.4 (2.0)	0.4 (2.0)	-14.2 (6.0)	5.4 (2.3)	0.4 (2.0)	0.4 (2.0)
	Niederlande	-0.7 (0.1)	0.3 (0.1)	-1.0 (0.3)	0.5 (0.3)	0.5 (0.3)	0.5 (0.3)	-0.2 (1.1)	0.1 (0.5)	5.2 (1.2)	11.2 (3.5)	6.5 (5.2)	0.4 (11.8)	2.9 (3.1)	11.2 (3.5)	6.5 (5.2)	0.4 (11.8)	2.9 (3.1)	11.2 (3.5)	6.5 (5.2)	0.4 (11.8)	2.9 (3.1)	11.2 (3.5)	6.5 (5.2)
	Neuseeland	-0.7 (0.2)	0.2 (0.1)	-0.2 (0.3)	-1.1 (0.5)	-1.1 (0.5)	-1.1 (0.5)	-0.2 (0.3)	0.4 (0.2)	0.3 (0.8)	1.7 (3.2)	3.2 (3.2)	-16.8 (10.4)	1.2 (2.8)	0.3 (0.8)	1.7 (3.2)	3.2 (3.2)	-16.8 (10.4)	1.2 (2.8)	0.3 (0.8)	1.7 (3.2)	3.2 (3.2)	-16.8 (10.4)	1.2 (2.8)
	Norwegen	c	c	c	c	c	c	0.2 (0.5)	0.3 (0.2)	0.8 (0.4)	-2.2 (2.7)	2.5 (2.8)	-7.7 (6.8)	0.0 (3.8)	0.3 (0.2)	0.8 (0.4)	-2.2 (2.7)	2.5 (2.8)	-7.7 (6.8)	0.0 (3.8)	0.3 (0.2)	0.8 (0.4)	-2.2 (2.7)	2.5 (2.8)
	Polen	-0.2 (0.1)	0.0 (0.0)	0.2 (0.1)	-0.1 (0.1)	-0.1 (0.1)	-0.1 (0.1)	-0.2 (0.5)	0.2 (0.5)	0.7 (0.5)	1.3 (4.5)	2.3 (2.8)	-25.0 (8.9)	-3.5 (2.4)	0.2 (0.5)	0.7 (0.5)	1.3 (4.5)	2.3 (2.8)	-25.0 (8.9)	-3.5 (2.4)	0.2 (0.5)	0.7 (0.5)	1.3 (4.5)	2.3 (2.8)
	Portugal	0.0 (0.1)	0.0 (0.0)	0.0 (0.2)	0.1 (0.2)	0.1 (0.2)	0.1 (0.2)	-0.1 (0.3)	0.5 (0.2)	1.5 (0.7)	12.3 (3.8)	3.1 (3.1)	-2.0 (7.4)	1.5 (2.4)	1.5 (0.7)	12.3 (3.8)	3.1 (3.1)	-2.0 (7.4)	1.5 (2.4)	1.5 (0.7)	12.3 (3.8)	3.1 (3.1)	-2.0 (7.4)	1.5 (2.4)
	Slowak. Rep.	-0.4 (0.1)	0.1 (0.0)	-0.1 (0.1)	0.2 (0.1)	0.2 (0.1)	0.2 (0.1)	0.9 (0.3)	1.1 (0.2)	1.0 (0.6)	-5.4 (5.3)	3.9 (3.0)	-28.7 (8.9)	-1.0 (3.9)	0.9 (0.3)	1.1 (0.2)	1.0 (0.6)	-5.4 (5.3)	3.9 (3.0)	-28.7 (8.9)	-1.0 (3.9)	0.9 (0.3)	1.1 (0.2)	1.0 (0.6)
	Slowenien	0.5 (0.1)	0.3 (0.1)	-0.3 (0.1)	-0.3 (0.2)	-0.3 (0.2)	-0.3 (0.2)	0.1 (0.1)	0.4 (0.2)	2.2 (0.5)	4.5 (4.8)	3.0 (3.6)	-5.5 (9.8)	3.7 (3.8)	0.1 (0.1)	0.4 (0.2)	2.2 (0.5)	4.5 (4.8)	3.0 (3.6)	-5.5 (9.8)	3.7 (3.8)	0.1 (0.1)	0.4 (0.2)	2.2 (0.5)
Spanien	0.1 (0.1)	0.0 (0.0)	0.1 (0.1)	0.0 (0.1)	0.0 (0.1)	0.0 (0.1)	0.3 (0.3)	0.6 (0.2)	0.1 (0.4)	-0.4 (2.1)	4.2 (1.8)	-4.3 (4.5)	-2.2 (1.7)	0.3 (0.3)	0.6 (0.2)	0.1 (0.4)	-0.4 (2.1)	4.2 (1.8)	-4.3 (4.5)	-2.2 (1.7)	0.3 (0.3)	0.6 (0.2)	0.1 (0.4)	
Schweden	-0.1 (0.1)	0.0 (0.0)	-0.4 (0.2)	-0.8 (0.3)	-0.8 (0.3)	-0.8 (0.3)	1.0 (0.4)	1.0 (0.4)	1.6 (0.8)	4.0 (3.4)	7.6 (2.9)	-0.2 (6.5)	7.8 (3.7)	1.0 (0.4)	1.0 (0.4)	1.6 (0.8)	4.0 (3.4)	7.6 (2.9)	-0.2 (6.5)	7.8 (3.7)	1.0 (0.4)	1.0 (0.4)	1.6 (0.8)	
Schweiz	0.0 (0.1)	0.0 (0.0)	-0.3 (0.2)	0.0 (0.2)	0.0 (0.2)	0.0 (0.2)	1.6 (0.6)	1.6 (0.6)	3.0 (0.6)	-2.3 (2.2)	6.9 (2.7)	-15.7 (6.2)	1.5 (1.9)	1.6 (0.6)	1.6 (0.6)	3.0 (0.6)	-2.3 (2.2)	6.9 (2.7)	-15.7 (6.2)	1.5 (1.9)	1.6 (0.6)	1.6 (0.6)		
Türkei	0.6 (0.1)	0.1 (0.0)	0.7 (0.4)	-0.9 (0.3)	-0.9 (0.3)	-0.9 (0.3)	-0.2 (0.4)	0.9 (0.4)	-0.6 (0.6)	-15.5 (4.3)	12.4 (4.0)	-23.4 (8.0)	-14.2 (5.0)	0.1 (0.1)	0.9 (0.4)	-0.6 (0.6)	-15.5 (4.3)	12.4 (4.0)	-23.4 (8.0)	-14.2 (5.0)	0.1 (0.1)	0.9 (0.4)	-0.6 (0.6)	
Ver. Königreich	-0.2 (0.1)	0.1 (0.0)	0.0 (0.2)	-0.6 (0.1)	-0.6 (0.1)	-0.6 (0.1)	1.2 (0.3)	1.5 (0.3)	2.8 (0.9)	-1.4 (2.4)	1.5 (2.5)	-4.8 (7.0)	0.3 (2.3)	1.2 (0.3)	1.5 (0.3)	2.8 (0.9)	-1.4 (2.4)	1.5 (2.5)	-4.8 (7.0)	0.3 (2.3)	1.2 (0.3)	1.5 (0.3)	2.8 (0.9)	
Ver. Staaten	0.2 (0.1)	-0.1 (0.0)	-1.5 (0.3)	0.2 (0.3)	0.2 (0.3)	0.2 (0.3)	-1.1 (0.8)	-0.7 (0.8)	-2.1 (0.7)	-6.3 (2.5)	8.5 (2.7)	-5.1 (6.9)	0.8 (1.9)	-0.1 (0.1)	-0.1 (0.0)	-1.5 (0.3)	0.2 (0.3)	0.2 (0.3)	-1.1 (0.8)	-0.7 (0.8)	-2.1 (0.7)	-6.3 (2.5)	8.5 (2.7)	
OECD-Durchschnitt	-0.1 (0.0)	0.1 (0.0)	-0.1 (0.0)	-0.2 (0.0)	-0.2 (0.0)	-0.2 (0.0)	0.2 (0.1)	0.6 (0.1)	1.7 (0.1)	0.2 (0.6)	3.6 (0.6)	-10.7 (1.5)	1.5 (0.5)	0.2 (0.1)	0.1 (0.0)	-0.1 (0.0)	-0.2 (0.0)	-0.2 (0.0)	0.2 (0.1)	0.6 (0.1)	1.7 (0.1)	0.2 (0.6)	3.6 (0.6)	
Partnerländer	Albanien	0.1 (0.1)	-0.1 (0.1)	1.0 (0.2)	-0.8 (0.2)	-0.8 (0.2)	-1.1 (0.3)	-0.4 (0.2)	1.1 (0.7)	-2.8 (4.6)	11.4 (4.4)	-3.5 (8.0)	4.9 (5.7)	-1.1 (0.3)	-0.4 (0.2)	1.1 (0.7)	-2.8 (4.6)	11.4 (4.4)	-3.5 (8.0)	4.9 (5.7)	-1.1 (0.3)	-0.4 (0.2)	1.1 (0.7)	-2.8 (4.6)
	Argentinien	-0.1 (0.1)	0.1 (0.0)	-1.4 (0.4)	0.6 (0.3)	0.6 (0.3)	1.1 (0.3)	1.1 (0.4)	-0.1 (0.8)	1.5 (5.2)	7.5 (5.7)	-18.4 (8.6)	4.3 (3.9)	1.1 (0.3)	1.1 (0.4)	-0.1 (0.8)	1.5 (5.2)	7.5 (5.7)	-18.4 (8.6)	4.3 (3.9)	1.1 (0.3)	1.1 (0.4)	-0.1 (0.8)	1.5 (5.2)
	Aserbaidschan	0.0 (0.1)	0.1 (0																					



[Teil 1/6]

Zusammenhang zwischen den Schülerleistungen im Bereich Lesekompetenz und dem Leseengagement und den Lernansätzen der Schüler, sowie dem Lernumfeld, den Ressourcen, Politiken und Praktiken der Schulen, unter Berücksichtigung des sozioökonomischen und demografischen Hintergrunds der Schüler und Schulen

Tabelle IV.2.14c

	Leseengagement und Lernansätze der Schüler ¹												Lernumfeld und Schulklima (Schülerebene) ¹										
	Index der Freude am Lesen (höhere Werte stehen für mehr Freude)		Index der Vielfalt des Lesestoffs (höhere Werte stehen für mehr Vielfalt)		Index der Lesaktivitäten im Internet (höhere Werte stehen für mehr Aktivitäten)		Index der Memorierstrategien (höhere Werte stehen für eine höhere Bedeutung dieser Strategien)		Index der Elaborationsstrategien (höhere Werte stehen für eine höhere Bedeutung dieser Strategien)		Index der Kontrollstrategien (höhere Werte stehen für eine höhere Bedeutung dieser Strategien)		Index des Verstehens und Behaltens (höhere Werte stehen für bess. Verständnis der Bedeut. dieser Strategien)		Index des Zusammenfassens (höhere Werte stehen für bessere Verständn. der Bedeut. dieser Strategien)		Index der Lehrer-Schüler-Beziehungen (höhere Werte stehen für bessere Beziehungen)		Index der Schuldisziplin (höhere Werte stehen für ein besseres Klima)		Index der Förderung des Leseengagements durch die Lehrkräfte (höhere Werte stehen für mehr Förderung)		
	Punkt-zahl-Veränd.	S.E.	Punkt-zahl-Veränd.	S.E.	Punkt-zahl-Veränd.	S.E.	Punkt-zahl-Veränd.	S.E.	Punkt-zahl-Veränd.	S.E.	Punkt-zahl-Veränd.	S.E.	Punkt-zahl-Veränd.	S.E.	Punkt-zahl-Veränd.	S.E.	Punkt-zahl-Veränd.	S.E.	Punkt-zahl-Veränd.	S.E.	Punkt-zahl-Veränd.	S.E.	
OECD-Länder																							
Australien	26.9 (1.0)		-4.7 (1.1)		9.3 (1.0)		-13.2 (1.2)		-7.8 (0.9)		18.0 (1.2)		10.6 (1.2)		17.3 (1.0)		6.2 (1.0)		2.8 (1.0)		-3.9 (0.9)		
Österreich	18.0 (1.4)		-1.6 (1.6)		5.1 (1.4)		-6.3 (1.5)		-4.1 (1.4)		2.5 (1.4)		9.8 (1.6)		13.7 (1.6)		1.3 (1.2)		1.3 (1.1)		-2.9 (1.4)		
Belgien	18.0 (1.2)		3.8 (1.1)		5.0 (1.3)		-8.8 (1.1)		-7.2 (1.2)		10.0 (1.3)		10.4 (1.3)		16.9 (1.3)		-1.1 (1.2)		0.7 (1.1)		-0.1 (1.1)		
Kanada	25.1 (0.9)		-1.4 (1.1)		3.6 (1.1)		-8.5 (0.8)		-10.6 (0.8)		15.9 (1.1)		6.7 (1.0)		17.3 (0.9)		4.8 (1.0)		0.7 (1.2)		-1.1 (1.0)		
Chile	14.9 (1.5)		2.1 (1.4)		5.1 (1.3)		-1.7 (1.4)		-6.3 (1.4)		8.7 (1.6)		11.2 (1.2)		12.8 (1.3)		3.3 (1.1)		0.7 (1.3)		-3.2 (1.3)		
Tschech. Rep.	17.9 (1.4)		1.3 (1.4)		4.8 (1.1)		-5.6 (1.2)		-1.8 (1.3)		8.5 (1.4)		8.8 (1.3)		19.1 (1.2)		0.7 (1.5)		-0.6 (1.3)		-4.5 (1.5)		
Dänemark	24.4 (1.6)		4.1 (1.4)		4.6 (1.6)		-17.9 (1.6)		-5.6 (1.5)		8.2 (1.7)		14.4 (1.5)		17.3 (1.4)		7.4 (1.2)		0.0 (1.5)		-2.3 (1.5)		
Estland	24.5 (1.9)		3.7 (2.2)		7.6 (1.9)		-15.1 (2.0)		2.5 (1.9)		2.0 (2.1)		12.9 (1.4)		16.1 (1.8)		7.5 (1.5)		6.3 (2.2)		-9.0 (2.0)		
Finnland	22.5 (1.4)		9.2 (1.5)		4.1 (1.7)		-14.0 (1.5)		-0.8 (1.4)		9.8 (1.8)		9.8 (1.4)		18.7 (1.6)		4.1 (1.5)		-1.6 (1.5)		-8.2 (1.6)		
Frankreich	w	w	w	w	w	w	w	w	w	w	w	w	w	w	w	w	w	w	w	w	w	w	
Deutschland	13.1 (1.2)		4.2 (1.3)		3.8 (1.4)		-4.6 (1.7)		-5.1 (1.5)		5.2 (1.7)		8.4 (1.4)		11.6 (1.5)		1.7 (1.2)		1.8 (1.3)		0.2 (1.4)		
Griechenland	24.7 (2.0)		2.3 (1.9)		0.7 (1.3)		-9.2 (1.5)		-2.4 (1.6)		8.2 (1.8)		3.5 (1.6)		16.3 (1.7)		0.4 (1.7)		-2.1 (2.0)		1.5 (1.8)		
Ungarn	14.6 (1.5)		0.4 (1.1)		5.1 (1.3)		1.1 (1.8)		-6.2 (1.6)		1.2 (1.7)		8.4 (1.4)		13.2 (1.2)		-2.1 (1.3)		-2.6 (1.4)		2.5 (1.5)		
Island	22.9 (1.4)		7.8 (1.7)		3.9 (1.7)		-18.6 (2.0)		-2.4 (1.7)		16.5 (2.0)		7.6 (1.5)		20.0 (1.6)		6.2 (1.4)		3.6 (2.0)		-5.2 (1.4)		
Irland	28.1 (1.8)		-4.8 (2.1)		7.5 (1.6)		-5.7 (1.7)		-4.9 (1.4)		7.8 (1.9)		11.5 (1.8)		17.0 (1.4)		5.0 (1.9)		5.3 (1.6)		-4.6 (1.7)		
Israel	16.8 (2.3)		4.0 (1.6)		7.0 (1.6)		-10.8 (1.9)		-6.6 (1.7)		11.5 (2.1)		6.6 (1.9)		15.0 (1.9)		2.3 (1.5)		0.7 (2.0)		-4.2 (1.8)		
Italien	14.5 (0.9)		4.0 (1.0)		3.7 (0.7)		-9.9 (0.8)		-2.1 (0.8)		6.6 (1.0)		7.6 (0.9)		14.3 (0.8)		0.2 (0.8)		1.5 (0.7)		-1.3 (0.9)		
Japan	18.9 (1.0)		0.8 (1.2)		4.8 (1.8)		-6.4 (1.4)		-3.1 (1.5)		11.6 (1.8)		8.1 (1.4)		18.4 (1.7)		4.8 (1.3)		2.3 (1.6)		-1.5 (1.3)		
Korea	21.5 (3.5)		0.6 (3.0)		4.1 (2.6)		1.3 (2.7)		2.3 (2.3)		8.5 (2.5)		10.8 (2.3)		20.1 (1.9)		4.5 (2.3)		0.9 (2.0)		-3.2 (2.3)		
Luxemburg	c	c	c	c	c	c	c	c	c	c	c	c	c	c	c	c	c	c	c	c	c	c	
Mexiko	10.1 (1.2)		-1.1 (0.8)		1.6 (0.9)		-7.9 (1.0)		-4.6 (1.0)		10.2 (1.2)		6.6 (0.8)		14.3 (0.9)		4.0 (0.9)		3.9 (1.0)		2.1 (1.0)		
Niederlande	11.6 (1.7)		6.5 (1.1)		3.3 (1.4)		-10.2 (1.1)		-3.1 (1.2)		5.7 (1.4)		6.7 (1.1)		9.5 (1.0)		0.9 (1.3)		-0.7 (1.1)		-4.7 (1.1)		
Neuseeland	29.5 (1.8)		-6.3 (2.4)		9.2 (1.9)		-12.3 (2.0)		-10.3 (2.1)		16.9 (2.1)		7.3 (1.7)		20.2 (1.5)		2.9 (1.8)		4.0 (1.8)		0.0 (1.8)		
Norwegen	25.2 (1.9)		4.7 (1.8)		-1.3 (1.8)		-14.8 (1.9)		1.7 (1.9)		11.2 (2.5)		11.3 (1.6)		20.8 (1.7)		7.1 (1.6)		1.1 (1.6)		-3.4 (1.8)		
Polen	15.3 (1.5)		5.4 (1.7)		5.5 (1.4)		-7.9 (2.0)		-5.3 (2.0)		12.4 (1.5)		7.2 (1.5)		23.5 (1.4)		-0.2 (1.6)		0.7 (1.6)		4.2 (1.5)		
Portugal	12.5 (1.7)		-0.8 (1.6)		2.3 (1.4)		-7.7 (1.4)		-4.9 (1.9)		15.5 (1.9)		9.5 (1.2)		17.8 (1.3)		-0.8 (1.3)		4.0 (1.3)		-2.3 (1.4)		
Slowak. Rep.	14.2 (1.5)		2.6 (1.4)		7.7 (1.4)		-10.4 (1.0)		-4.5 (1.5)		9.0 (1.7)		6.6 (1.4)		16.4 (1.3)		1.6 (1.3)		1.5 (1.4)		-2.4 (1.6)		
Slowenien	8.1 (1.2)		4.7 (1.3)		3.5 (0.9)		-11.0 (1.3)		-3.5 (1.2)		7.2 (1.4)		5.3 (1.0)		9.8 (1.0)		1.6 (1.1)		-0.3 (1.0)		1.9 (1.0)		
Spanien	20.7 (0.9)		4.0 (0.9)		5.5 (1.0)		-1.9 (0.8)		-5.6 (1.0)		11.8 (1.0)		8.8 (0.8)		20.5 (0.9)		0.2 (0.7)		4.0 (0.9)		-1.8 (0.9)		
Schweden	23.5 (2.0)		9.5 (1.6)		2.7 (1.7)		-2.6 (1.5)		-6.4 (2.0)		7.3 (2.1)		13.5 (1.5)		19.8 (1.7)		4.1 (1.5)		-0.6 (1.5)		-1.5 (1.9)		
Schweiz	18.6 (1.2)		5.5 (1.2)		3.7 (1.3)		-7.9 (1.5)		-6.1 (1.6)		4.6 (1.4)		13.0 (1.2)		17.4 (1.4)		-1.2 (1.1)		0.9 (1.2)		-3.3 (1.4)		
Türkei	8.7 (1.8)		-5.5 (1.8)		0.9 (1.4)		-6.6 (1.7)		1.7 (1.7)		9.5 (2.3)		8.0 (1.3)		9.1 (1.6)		1.7 (1.2)		0.0 (1.4)		1.0 (1.5)		
Ver. Königreich	29.0 (1.6)		-3.4 (1.5)		7.7 (1.6)		-10.8 (1.6)		-6.2 (1.5)		14.2 (1.7)		7.8 (1.4)		15.4 (1.3)		4.6 (1.4)		5.4 (1.3)		-1.3 (1.5)		
Ver. Staaten	25.4 (2.1)		-3.1 (2.3)		5.0 (2.2)		-12.3 (2.4)		-9.9 (2.3)		16.0 (2.3)		8.1 (2.1)		13.6 (2.1)		0.4 (1.6)		8.1 (1.6)		0.0 (1.6)		
OECD-Durchschnitt	19.4 (0.3)		1.8 (0.3)		4.6 (0.3)		-8.7 (0.3)		-4.4 (0.3)		9.7 (0.3)		9.0 (0.3)		16.3 (0.3)		2.6 (0.2)		1.7 (0.3)		-2.0 (0.3)		
Partnerländer																							
Albanien	18.0 (3.1)		-2.0 (2.6)		0.2 (1.7)		0.0 (2.3)		-4.4 (2.6)		16.4 (3.0)		17.9 (2.0)		10.5 (2.0)		5.3 (2.1)		5.6 (2.2)		-0.4 (2.0)		
Argentinien	15.9 (2.6)		2.2 (1.2)		3.0 (1.4)		-4.2 (1.6)		-3.4 (1.7)		12.4 (1.7)		8.5 (1.9)		13.6 (1.8)		-3.1 (1.6)		0.2 (1.6)		-1.5 (1.8)		
Aserbaidschan	12.2 (1.9)		0.5 (0.8)		-0.1 (0.7)		-0.4 (1.6)		-1.0 (1.8)		6.9 (1.6)		7.8 (1.7)		0.8 (1.5)		-1.5 (1.4)		6.7 (1.6)		2.5 (1.0)		
Brasilien	12.1 (1.3)		-1.9 (1.1)		2.9 (0.8)		-3.5 (1.4)		-4.8 (1.2)		11.0 (1.5)		8.5 (1.0)		13.3 (1.2)		3.9 (1.0)		4.1 (1.4)		-1.6 (1.2)		
Bulgarien	5.6 (2.7)		1.1 (1.4)		8.2 (1.2)		-5.0 (1.9)		-5.9 (1.7)		9.9 (2.1)		9.1 (1.8)		16.7 (1.7)		1.0 (1.4)		5.0 (1.9)		1.7 (1.6)		
Kolumbien	11.1 (2.2)		-0.5 (1.3)		5.1 (1.4)		-7.8 (1.5)		-1.7 (1.9)		7.8 (1.7)		12.3 (2.0)		15.1 (1.9)		-1.7 (1.6)		11.8 (1.8)		1.0 (1.7)		
Kroatien	10.0 (1.5)		5.1 (1.5)		3.5 (1.1)		-4.0 (1.8)		-5.2 (2.1)		1.2 (2.0)		11.4 (1.3)		16.4 (1.3)		-3.5 (1.5)		4.4 (1.6)		2.6 (1.4)		
Dubai (VAE)	20.5 (1.4)		-3.5 (1.0)		2.4 (1.0)		-8.6 (1.5)		-3.9 (1.4)		11.4 (1.4)		10.0 (1.2)		14.6 (1.2)		5.5 (1.2)		3.5 (1.3)		-2.8 (1.1)		
Hongkong (China)	20.8 (1.9)		0.9 (1.5)		2.1 (1.3)		-8.7 (2.0)		-7.5 (1.4)		14.5 (1.6)		8.8 (1.0)		10.6 (1.0)		1.0 (1.4)		3.1 (1.6)		1.4 (1.5)		
Indonesien	12.9 (2.1)		1.6 (0.8)		-0.6 (0.8)		3.0 (1.5)		1.4 (1.6)		2.6 (1.5)		7.9 (0.9)		5.6 (0.9)		-3.0 (1.3)		1.8 (1.4)		-1.6 (1.0)		
Jordanien	12.6 (2.0)		-0.8 (1.1)		2.4 (1.0)		0.8 (2.0)		2.5 (1.9)		10.2 (1.9)		6.9 (1.4)		11.9 (1.5)		6.0 (1.3)		4.6 (1.6)		0.4 (1.4)		
Kasachstan	9.0 (2.3)		-5.7 (1.2)		1.0 (0.8)		-5.0 (2.3)		-5.3 (1.9)		7.3 (1.9)		15.3 (1.1)		16.3 (1.5)		2.4 (1.6)		10.2 (1.6)		2.9 (1.2)		
Kirgisistan	16.1 (2.7)		-0.1 (1.3)		-1.8 (0.8)		1.9 (1.7)		-3.6 (2.0)		7.3 (2.0)		10.9 (1.8)		9.9 (1.6)		1.9 (1.5)		13.8 (1.6)		1.5 (1.3)		
Lettland	19.2 (2.4)		1.0 (2.5)		2.6 (1.8)		-11.0 (2.3)		-3.3 (2.1)		7.9 (2.3)		10.8 (1.5)		18.5 (1.7)		4.8 (1.6)		5.5 (2.0)		-2.5 (1.7)		
Litauen	13.8 (1.5)		2.8 (1.5)		7.6 (1.2)		-14.1 (2.1)		-6.4 (1.7)		8.7 (1.9)		10.1 (1.5)		14.6 (1.5)		2.4 (1.0)		5.7 (1.5)		-1.2 (1.6)		
Macau (China)	c	c	c	c	c	c	c	c	c	c	c	c	c	c	c	c	c	c	c	c	c	c	
Montenegro	c	c	c	c	c	c	c	c	c	c	c	c	c	c	c	c	c	c	c	c	c	c	
Panama	7.6 (3.1)		2.9 (1.6)		0.4 (1.4)		1.7 (1.9)		-3.7 (2.7)		10.0 (2.5)		6.0 (2.3)		10.1 (2.0)		3.4 (1.8)		7.4 (2.4)		-1.6 (1.7)		
Peru	15.7 (2.1)																						

[Teil 2/6]

Zusammenhang zwischen den Schülerleistungen im Bereich Lesekompetenz und dem Lesengagement und den Lernansätzen der Schüler, sowie dem Lernumfeld, den Ressourcen, Politiken und Praktiken der Schulen, unter Berücksichtigung des sozioökonomischen und demografischen Hintergrunds der Schüler und Schulen

Tabelle IV.2.14c

	Lernumfeld und Schulklima (Schulebene) ¹												Schulpolitiken zur Selektion und Gruppierung der Schüler ¹										
	Index der Lehrer-Schüler-Beziehungen (Schuldurchschnitt)		Index der Schuldisziplin (Schuldurchschnitt)		Index der schülerbezogenen Faktoren für das Schulklima (höhere Werte stehen für positives Schülerverhalten)		Index der lehrkräftebezogenen Faktoren für das Schulklima (höhere Werte stehen für positives Lehrerverhalten)		Index der Förderung des Lesengagements durch die Lehrkräfte (Schuldurchschnitt)		Eltern erwarten, dass die Schule ein hohes Leistungsniveau fordert und Druck auf die Schüler ausübt, es zu erreichen		Index der Führungsrolle der Schulleitung (höhere Werte stehen für eine stärkere Führungsrolle)		Schule mit hoher Selektivität bei der Aufnahme von Schülern		Schule wird mit hoher Wahrscheinlichkeit Schüler mit schwachen Leistungen, Verhaltensproblemen od. spez. Lernbedürfnissen abschulen		Schule mit Einteilung in Leistungsgruppen in allen Fächern		Prozentsatz der Klassenwiederholer		
	Punktzahlveränd.	S.E.	Punktzahlveränd.	S.E.	Punktzahlveränd.	S.E.	Punktzahlveränd.	S.E.	Punktzahlveränd.	S.E.	Punktzahlveränd.	S.E.	Punktzahlveränd.	S.E.	Punktzahlveränd.	S.E.	Punktzahlveränd.	S.E.	Punktzahlveränd.	S.E.	Punktzahlveränd.	S.E.	
OECD-Länder																							
Australien	12.0 (7.7)		20.6 (6.0)		3.7 (2.4)		0.0 (2.8)		-11.0 (9.1)		5.0 (4.2)		2.6 (1.4)		5.6 (3.4)		7.4 (7.4)		-13.7 (6.7)		-1.0 (0.2)		
Österreich	-8.7 (7.6)		2.4 (6.8)		-4.5 (4.2)		10.4 (4.1)		13.9 (9.0)		-17.1 (22.0)		-2.2 (4.9)		12.1 (7.7)		10.2 (6.9)		-15.9 (12.2)		-0.6 (0.2)		
Belgien	-10.4 (8.8)		9.6 (6.4)		0.7 (3.0)		6.1 (3.0)		9.5 (9.3)		2.5 (6.7)		-5.5 (3.4)		4.3 (6.2)		0.0 (4.2)		-9.8 (6.1)		0.7 (0.2)		
Kanada	3.0 (4.9)		7.1 (4.4)		4.7 (2.2)		1.7 (2.6)		-4.6 (5.3)		4.5 (3.2)		-0.6 (1.8)		2.2 (4.0)		-1.1 (4.8)		0.8 (5.5)		-0.4 (0.1)		
Chile	13.3 (6.0)		-2.9 (5.4)		-4.4 (2.7)		6.4 (1.9)		2.1 (5.8)		-0.8 (5.4)		0.6 (1.9)		6.9 (4.1)		4.5 (5.2)		-3.0 (4.3)		-0.6 (0.1)		
Tschech. Rep.	5.2 (6.3)		7.3 (3.9)		-5.3 (3.4)		10.1 (3.0)		4.6 (7.4)		2.3 (4.4)		-0.6 (2.4)		12.6 (6.3)		-5.7 (5.9)		1.7 (8.3)		0.1 (0.3)		
Dänemark	-3.9 (5.7)		7.0 (4.0)		0.5 (2.3)		2.6 (2.7)		-3.0 (6.1)		4.4 (4.0)		6.1 (2.2)		16.5 (6.1)		7.0 (4.8)		-3.1 (5.2)		-0.5 (0.3)		
Estland	20.3 (6.8)		10.2 (3.8)		-1.6 (2.8)		5.9 (3.2)		-19.1 (7.6)		5.1 (4.3)		0.1 (1.7)		10.1 (3.5)		-2.6 (5.8)		-2.6 (6.5)		-0.4 (0.3)		
Finnland	11.9 (8.6)		4.4 (4.5)		4.7 (2.7)		-0.8 (2.9)		-5.1 (8.2)		0.1 (8.2)		-1.4 (2.4)		17.3 (10.3)		c		6.2 (9.0)		-0.8 (0.6)		
Frankreich	w	w	w	w	w	w	w	w	w	w	w	w	w	w	w	w	w	w	w	w	w	w	
Deutschland	8.7 (9.4)		3.4 (9.4)		-9.5 (4.3)		13.5 (5.1)		18.4 (12.1)		-18.6 (10.3)		-0.7 (4.7)		16.3 (6.1)		4.0 (5.6)		-9.7 (7.8)		0.0 (0.2)		
Griechenland	35.9 (18.2)		24.2 (10.2)		-3.2 (5.7)		11.0 (6.6)		-0.4 (10.5)		0.3 (12.2)		0.5 (4.3)		-6.7 (16.8)		6.4 (7.6)		-167.4 (48.8)		-0.2 (0.2)		
Ungarn	-1.5 (8.2)		4.4 (7.4)		-3.9 (4.0)		7.1 (3.5)		11.6 (8.4)		-6.0 (8.8)		1.2 (2.9)		14.3 (9.9)		-4.6 (6.6)		1.1 (13.0)		-0.5 (0.2)		
Island	10.9 (6.8)		14.2 (8.7)		-7.2 (4.3)		9.5 (5.4)		-1.3 (9.0)		-3.1 (7.3)		-0.6 (3.5)		c	c	c	c	-11.8 (6.9)		-1.3 (1.2)		
Irland	39.2 (14.1)		11.7 (6.8)		-1.1 (4.2)		9.4 (6.1)		-8.9 (10.9)		6.1 (5.9)		2.4 (3.6)		-10.2 (5.8)		c	c	-10.0 (12.6)		-1.0 (0.4)		
Israel	4.9 (11.4)		14.5 (8.6)		-6.8 (5.0)		5.8 (4.9)		-44.1 (11.5)		-1.9 (6.0)		-9.8 (4.2)		-10.8 (6.2)		-24.2 (8.4)		1.8 (7.4)		-0.2 (0.4)		
Italien	-16.4 (7.7)		24.9 (5.1)		-2.2 (3.3)		10.8 (3.1)		14.2 (7.6)		18.6 (6.2)		-7.0 (2.5)		-0.9 (4.2)		13.5 (4.8)		-1.1 (4.7)		-0.4 (0.2)		
Japan	41.1 (12.3)		24.6 (8.6)		-4.5 (3.3)		14.9 (3.8)		-7.4 (8.3)		-0.1 (6.4)		-0.7 (2.6)		-7.1 (9.2)		-2.7 (7.5)		-5.8 (7.4)		c	c	
Korea	19.0 (13.9)		15.8 (7.6)		1.7 (4.4)		5.5 (2.8)		-36.7 (10.5)		19.1 (6.3)		-3.9 (2.4)		13.4 (4.4)		-7.3 (7.0)		-13.0 (9.4)		c	c	
Luxemburg	c	c	c	c	c	c	c	c	c	c	c	c	c	c	c	c	c	c	c	c	c		
Mexiko	5.0 (6.7)		20.9 (6.8)		-1.6 (2.6)		7.3 (2.8)		12.2 (5.7)		-0.6 (5.3)		0.6 (1.7)		-0.9 (3.8)		-2.3 (3.5)		-4.3 (4.8)		-0.3 (0.1)		
Niederlande	-14.0 (15.5)		32.0 (11.6)		-7.5 (4.7)		8.8 (4.4)		-14.0 (11.8)		-8.1 (8.3)		2.2 (3.5)		12.2 (7.8)		-11.6 (6.7)		-0.5 (4.6)		-0.2 (0.2)		
Neuseeland	-3.5 (8.8)		20.1 (6.8)		-3.1 (3.4)		0.9 (3.0)		-8.6 (7.3)		15.8 (4.8)		-1.5 (2.0)		2.6 (4.4)		-31.6 (12.9)		4.1 (7.2)		0.3 (0.5)		
Norwegen	7.1 (7.7)		11.8 (6.0)		1.2 (3.3)		-1.3 (3.5)		-0.3 (7.9)		15.0 (4.2)		-3.9 (3.4)		14.9 (7.3)		c	c	1.6 (8.7)		c	c	
Polen	-5.4 (7.1)		4.6 (5.2)		3.2 (2.1)		-1.0 (2.7)		-2.1 (7.6)		0.1 (5.7)		-5.0 (2.7)		-1.6 (6.6)		4.5 (5.5)		3.1 (7.5)		-1.3 (0.2)		
Portugal	-0.7 (9.7)		11.6 (5.7)		0.3 (2.8)		1.5 (2.9)		-16.0 (8.5)		0.5 (6.7)		2.1 (2.8)		-38.6 (13.3)		c	c	3.2 (6.9)		-0.6 (0.1)		
Slowak. Rep.	5.2 (8.9)		14.8 (7.1)		-4.6 (4.1)		5.1 (4.0)		6.8 (8.3)		-0.7 (9.2)		-2.4 (3.6)		-1.7 (7.2)		-9.1 (5.3)		-0.2 (7.9)		-0.8 (0.3)		
Slowenien	4.6 (7.7)		8.1 (5.0)		3.2 (3.6)		2.4 (3.1)		5.1 (7.0)		6.6 (5.1)		2.9 (2.5)		3.1 (4.9)		4.8 (4.5)		-4.5 (8.7)		-0.3 (0.2)		
Spanien	-10.1 (4.4)		10.9 (3.6)		-1.3 (2.1)		2.2 (2.0)		0.5 (4.2)		1.1 (5.0)		-0.1 (1.7)		7.4 (7.6)		3.0 (5.1)		3.2 (4.6)		-0.7 (0.1)		
Schweden	1.9 (7.2)		-0.6 (5.1)		-2.4 (2.7)		3.6 (3.5)		16.6 (9.2)		-0.6 (4.5)		-7.2 (2.3)		1.4 (7.0)		16.8 (10.2)		0.3 (6.8)		0.0 (0.4)		
Schweiz	2.5 (5.9)		12.1 (6.0)		-0.6 (2.6)		2.6 (2.6)		-1.2 (7.1)		-1.5 (4.8)		-0.6 (2.2)		5.4 (4.0)		9.7 (4.4)		-5.7 (3.1)		-0.4 (0.1)		
Türkei	16.3 (9.1)		10.9 (8.2)		1.9 (3.7)		-3.8 (3.1)		10.7 (6.8)		1.3 (6.1)		1.3 (2.8)		14.9 (4.4)		-6.4 (4.6)		-3.4 (4.6)		-1.0 (0.2)		
Ver. Königreich	-16.1 (7.0)		8.2 (6.9)		-1.4 (3.1)		4.3 (3.7)		11.4 (7.2)		3.3 (3.9)		-1.0 (1.6)		7.2 (4.4)		-8.6 (5.9)		2.5 (5.1)		-1.0 (0.7)		
Ver. Staaten	-1.6 (7.2)		24.6 (7.7)		-6.5 (3.7)		4.2 (2.5)		9.2 (8.0)		2.5 (4.3)		-2.6 (1.7)		5.0 (4.1)		7.7 (5.4)		14.9 (7.7)		-0.8 (0.2)		
OECD-Durchschnitt	5.5 (1.6)		12.3 (1.2)		-1.7 (0.6)		5.2 (0.6)		-1.5 (1.5)		1.7 (1.3)		-1.1 (0.5)		4.1 (1.3)		-0.7 (1.2)		-7.5 (2.0)		-0.5 (0.1)		
Partnerländer																							
Albanien	-7.2 (12.9)		1.6 (10.8)		1.7 (5.5)		-3.9 (5.3)		13.9 (13.4)		15.3 (8.1)		4.1 (3.8)		-7.2 (5.9)		17.6 (7.5)		-3.7 (8.8)		-1.4 (0.4)		
Argentinien	19.6 (12.6)		6.9 (7.3)		-4.6 (3.7)		1.8 (4.1)		-5.1 (10.2)		-8.0 (12.1)		5.6 (5.2)		10.8 (8.6)		12.1 (7.9)		-4.7 (8.9)		-0.8 (0.1)		
Aserbaidshchan	10.6 (14.4)		36.1 (13.6)		-7.4 (4.3)		8.0 (3.8)		9.5 (9.2)		-31.2 (7.6)		-1.2 (2.6)		-4.0 (7.2)		14.9 (8.2)		-0.2 (7.9)		-2.5 (0.9)		
Brasilien	16.4 (6.8)		10.3 (6.2)		-5.5 (2.7)		7.2 (2.7)		-12.4 (6.3)		-4.2 (5.7)		4.0 (1.8)		1.1 (5.4)		10.6 (4.7)		4.1 (4.1)		-0.7 (0.1)		
Bulgarien	22.3 (8.6)		5.7 (7.5)		-3.0 (3.9)		6.1 (3.7)		-5.0 (9.8)		3.2 (8.0)		-3.7 (3.5)		18.8 (7.8)		1.7 (7.8)		-6.9 (7.5)		0.2 (0.2)		
Kolumbien	0.4 (7.9)		11.1 (6.8)		-0.2 (2.9)		3.4 (2.6)		-2.7 (7.1)		-6.7 (5.6)		-1.8 (1.9)		1.3 (4.6)		2.4 (4.1)		-11.0 (5.4)		-0.4 (0.2)		
Kroatien	3.2 (9.0)		11.5 (5.4)		-4.8 (2.9)		7.5 (2.9)		32.1 (7.6)		12.9 (8.7)		-1.7 (3.1)		23.8 (5.7)		0.4 (4.7)		-1.5 (4.9)		-1.6 (0.4)		
Dubai (VAE)	5.4 (10.6)		25.8 (6.0)		3.9 (3.9)		3.2 (3.7)		-3.0 (8.0)		-1.1 (5.5)		-3.3 (2.8)		3.5 (6.4)		-11.1 (5.9)		-5.7 (6.9)		-0.5 (0.2)		
Hongkong (China)	19.3 (11.5)		36.8 (8.8)		-1.8 (4.5)		5.6 (2.9)		-20.0 (10.0)		-3.2 (14.4)		-6.1 (2.0)		5.8 (5.9)		7.3 (4.8)		-3.7 (6.9)		-0.4 (0.3)		
Indonesien	-19.6 (12.6)		0.4 (8.6)		1.0 (4.4)		7.4 (4.9)		-17.5 (8.1)		-0.9 (6.1)		-4.8 (2.8)		2.0 (5.2)		10.1 (5.3)		-1.6 (7.0)		-0.2 (0.2)		
Jordanien	24.0 (13.2)		22.0 (7.3)		0.4 (3.9)		1.9 (3.6)		-16.4 (9.4)		0.2 (5.9)		3.3 (3.2)		1.8 (6.4)		13.0 (5.8)		-1.3 (6.0)		-0.6 (0.4)		
Kasachstan	-27.9 (9.4)		10.7 (8.3)		6.3 (4.6)		-1.8 (3.4)		24.1 (7.6)		11.2 (8.3)		0.9 (4.0)		-7.5 (5.9)		-5.8 (8.8)		-5.6 (5.3)		-0.4 (1.1)		
Kirgisistan	-20.3 (9.8)		9.2 (13.0)		5.1 (3.7)		1.6 (3.3)		4.0 (9.2)		-2.0 (5.8)		-2.6 (2.7)		-8.9 (5.5)		4.6 (5.1)		14.0 (6.1)		0.0 (0.6)		
Lettland	22.6 (8.6)		9.6 (6.1)		-7.9 (3.9)		10.2 (3.4)		-11.0 (6.8)		17.1 (5.8)		2.2 (2.9)		-1.6 (4.9)		3.6 (6.7)		-6.7 (5.2)		-0.5 (0.2)		
Litauen	-7.8 (6.4)		18.5 (6.4)		-5.7 (3.3)		1.9 (3.6)		0.7 (8.7)		18.9 (7.7)		-1.6 (3.2)		3.4 (8.3)		6.9 (8.1)		-9.2 (6.0)		0.0 (0.4)		
Macau (China)	c	c	c	c	c	c	c	c	c	c	c	c	c	c	c	c	c	c	c	c	c		
Montenegro	c	c	c	c	c	c	c	c	c	c	c	c	c	c	c	c	c	c	c	c	c		
Panama	-1.5 (9.4)		40.3 (9.4)		1.0 (5.2)		4.1 (5.3)		6.8 (10.7)		2.3 (9.1)		-1.5 (3.1)		-8.7 (6.4)		6.0 (7.1)		18.9 (9.8)		-0.4 (0.2)		
Peru	6.6 (7.6)		16.6 (9.8)		-0.1 (2.9)		0.9 (2.8)		16.5 (8.2)		3.5 (5.1)		-3.6 (2.2)										



[Teil 3/6]

Zusammenhang zwischen den Schülerleistungen im Bereich Lesekompetenz und dem Leseengagement und den Lernansätzen der Schüler, sowie dem Lernumfeld, den Ressourcen, Politiken und Praktiken der Schulen, unter Berücksichtigung des sozioökonomischen und demografischen Hintergrunds der Schüler und Schulen

Tabelle IV.2.14c

	Schulverwaltung ¹						Beurteilungs- und Rechenschaftslegungspolitiken der Schulen ¹									
	Index der Schulautonomie: Ressourcenallokation (höhere Werte stehen für mehr Autonomie)		Index der Schulautonomie: Unterrichtspläne und Beurteilungen (höhere Werte stehen für mehr Autonomie)		Schule konkurrieren mit anderen Schulen im gleichen Einzugsgebiet um Schüler		Privatschule		Schule verwendet standardisierte Tests		Schule verwendet Schülerbeurteilungen zur Beobachtung der Fortschritte der Schule		Schule verwendet Schülerbeurteilungen zur Verbesserung des Unterrichts oder der Unterrichtspläne		Schule verwendet Schülerbeurteilungen zum Vergleich mit anderen Schulen oder mit regionalen oder nationalen Leistungsstandards	
	Punktezahlveränd.	S.E.	Punktezahlveränd.	S.E.	Punktezahlveränd.	S.E.	Punktezahlveränd.	S.E.	Punktezahlveränd.	S.E.	Punktezahlveränd.	S.E.	Punktezahlveränd.	S.E.	Punktezahlveränd.	S.E.
OECD-Länder																
Australien	1.0 (2.1)		-0.5 (1.8)		-10.7 (6.9)		-8.1 (5.2)		-4.2 (3.1)		-2.2 (4.7)		-6.4 (5.0)		-7.8 (3.7)	
Österreich	2.3 (7.3)		-2.4 (4.2)		-1.9 (6.1)		-5.2 (12.2)		-25.2 (8.5)		-9.7 (8.1)		-1.2 (6.9)		17.4 (7.8)	
Belgien	-3.4 (20.6)		5.3 (3.1)		1.9 (8.8)		w w		-13.9 (5.4)		6.2 (4.8)		-7.8 (5.0)		1.8 (6.6)	
Kanada	1.6 (3.8)		-0.5 (3.0)		4.7 (4.4)		4.1 (8.8)		2.5 (4.2)		-2.5 (4.8)		0.0 (4.0)		1.4 (4.3)	
Chile	4.1 (2.0)		-1.2 (2.3)		6.0 (5.3)		-12.1 (6.2)		-0.7 (6.5)		9.5 (6.0)		-7.2 (8.4)		-11.9 (4.2)	
Tschech. Rep.	3.7 (1.7)		-5.2 (2.8)		2.4 (5.5)		10.9 (8.3)		6.4 (8.2)		5.3 (6.5)		-7.3 (6.0)		4.9 (5.8)	
Dänemark	0.2 (1.6)		0.4 (1.5)		-7.2 (4.2)		-1.8 (5.2)		1.5 (11.0)		-2.7 (3.3)		1.7 (4.4)		1.9 (3.5)	
Estland	-2.1 (2.7)		0.1 (1.9)		0.2 (4.4)		-17.3 (7.7)		-1.8 (4.5)		-2.6 (5.5)		-11.4 (4.6)		4.0 (4.9)	
Finnland	1.0 (4.6)		1.4 (1.9)		-3.6 (3.9)		-5.4 (10.2)		20.3 (13.0)		-3.6 (3.7)		-2.2 (3.6)		1.4 (4.1)	
Frankreich	w w		w w		w w		w w		w w		w w		w w		w w	
Deutschland	15.0 (5.7)		-2.5 (4.0)		27.0 (6.8)		-27.4 (10.2)		6.1 (6.0)		-15.5 (6.2)		7.7 (6.2)		7.7 (5.2)	
Griechenland	112.8 (52.1)		-9.9 (17.1)		-2.1 (12.0)		-27.8 (27.2)		-2.4 (8.5)		-3.9 (9.4)		-20.9 (10.9)		10.5 (9.4)	
Ungarn	-5.6 (2.2)		1.2 (2.7)		0.5 (5.2)		0.9 (7.4)		8.3 (5.9)		11.9 (8.0)		-6.5 (5.7)		-9.6 (5.9)	
Island	-3.6 (3.3)		7.4 (2.6)		4.9 (4.7)		c c		-11.2 (8.1)		-2.7 (11.0)		12.5 (8.2)		-7.8 (4.4)	
Irland	1.7 (10.4)		0.5 (4.4)		-8.1 (9.3)		1.9 (6.8)		-1.3 (5.7)		4.5 (5.7)		-0.6 (5.3)		-12.0 (6.8)	
Israel	0.0 (6.7)		-5.8 (3.5)		15.6 (8.6)		2.7 (11.8)		14.0 (11.3)		5.5 (9.7)		-8.1 (10.2)		12.8 (7.9)	
Italien	-2.7 (4.5)		-3.8 (2.1)		-1.4 (5.6)		6.0 (11.5)		-10.4 (4.0)		-3.4 (5.0)		3.5 (5.8)		-1.3 (5.1)	
Japan	0.0 (3.7)		-2.1 (3.1)		0.4 (7.0)		-23.0 (10.5)		1.4 (4.7)		1.8 (4.8)		-6.3 (7.3)		-2.8 (5.9)	
Korea	8.4 (2.9)		-1.1 (2.8)		-6.3 (7.0)		0.8 (6.1)		-10.8 (12.2)		-29.1 (5.8)		17.1 (7.3)		-1.8 (5.4)	
Luxemburg	c c		c c		c c		c c		c c		c c		c c		c c	
Mexiko	-2.3 (3.5)		-2.5 (2.6)		6.1 (5.4)		3.2 (11.7)		10.3 (5.2)		1.0 (5.7)		7.9 (7.3)		-0.3 (5.3)	
Niederlande	-0.9 (2.4)		8.9 (4.1)		0.8 (14.3)		2.5 (4.4)		-2.9 (5.8)		-7.6 (5.4)		7.8 (5.7)		-7.2 (5.5)	
Neuseeland	-3.3 (3.3)		-4.9 (2.4)		18.8 (5.1)		-14.9 (11.9)		-1.0 (4.8)		1.9 (9.1)		35.8 (10.2)		2.7 (7.9)	
Norwegen	2.1 (3.3)		0.9 (2.9)		0.0 (4.3)		c c		-9.8 (8.6)		-5.3 (6.0)		2.1 (5.1)		-2.1 (5.7)	
Polen	7.5 (7.1)		-0.3 (2.4)		4.4 (4.6)		-12.6 (17.4)		2.5 (10.1)		-5.3 (6.1)		1.9 (6.3)		-2.6 (3.6)	
Portugal	4.5 (3.8)		7.2 (6.7)		4.2 (5.1)		-7.5 (7.7)		1.2 (5.2)		5.8 (6.9)		-6.9 (5.2)		-2.7 (4.3)	
Slowak. Rep.	0.0 (2.4)		-2.4 (2.8)		3.4 (9.4)		-4.8 (8.9)		-4.6 (11.8)		-10.4 (7.0)		-2.1 (6.9)		1.5 (6.1)	
Slowenien	-8.2 (3.9)		-2.8 (3.3)		1.6 (4.6)		1.0 (14.0)		3.5 (5.3)		-8.4 (7.1)		-5.1 (5.3)		-7.0 (4.5)	
Spanien	-2.6 (2.2)		-0.2 (1.7)		7.6 (4.3)		5.3 (4.1)		-6.9 (3.3)		2.5 (3.3)		-4.9 (4.0)		5.0 (3.2)	
Schweden	0.5 (1.8)		2.2 (2.0)		7.9 (4.4)		-3.2 (9.0)		8.4 (10.5)		15.3 (9.0)		-4.6 (5.7)		-0.2 (4.6)	
Schweiz	-4.8 (2.6)		1.6 (2.2)		1.4 (3.8)		-15.1 (8.0)		3.0 (4.0)		-1.9 (3.9)		2.9 (3.1)		5.6 (3.9)	
Türkei	-23.0 (9.2)		-7.3 (4.6)		1.5 (5.3)		c c		-12.5 (5.6)		0.3 (7.4)		-3.4 (4.3)		-11.6 (7.7)	
Ver. Königreich	-1.6 (1.8)		0.5 (2.0)		-6.2 (4.5)		-7.9 (11.5)		2.3 (3.6)		-21.6 (10.6)		7.6 (7.3)		-1.8 (6.4)	
Ver. Staaten	-0.6 (2.6)		-6.2 (2.8)		0.1 (4.7)		c c		-26.2 (10.0)		6.0 (13.1)		7.1 (7.9)		-5.1 (8.3)	
OECD-Durchschnitt	3.2 (1.9)		-0.8 (0.8)		2.3 (1.2)		-5.7 (2.1)		-1.7 (1.3)		-1.9 (1.3)		0.1 (1.1)		-0.5 (1.0)	
Partnerländer																
Albanien	-8.4 (8.1)		-2.3 (3.7)		-7.3 (7.7)		32.3 (23.5)		-8.7 (13.7)		c c		5.6 (11.3)		-13.7 (9.5)	
Argentinien	-3.7 (7.6)		-2.0 (6.7)		-13.7 (9.3)		19.2 (9.2)		-2.5 (9.0)		-4.4 (8.0)		2.0 (11.8)		0.3 (7.4)	
Aserbaidschan	-0.1 (7.9)		-0.1 (3.9)		11.7 (7.5)		c c		59.9 (15.0)		-2.1 (8.6)		-4.9 (9.5)		54.9 (9.7)	
Brasilien	5.5 (3.4)		-1.1 (2.7)		-18.2 (5.2)		1.6 (10.0)		-2.4 (4.9)		0.2 (9.6)		-1.2 (7.5)		-12.1 (5.2)	
Bulgarien	-6.2 (3.0)		-29.9 (8.7)		-14.0 (8.6)		c c		-7.3 (10.5)		13.0 (12.4)		-4.7 (6.9)		-6.3 (9.3)	
Kolumbien	-1.6 (2.9)		-2.4 (2.3)		-11.6 (6.9)		0.5 (7.7)		5.6 (5.6)		7.2 (10.4)		1.8 (7.7)		0.8 (4.4)	
Kroatien	-15.2 (7.5)		2.5 (4.5)		9.5 (5.7)		c c		-0.5 (3.9)		-12.7 (8.1)		6.9 (5.3)		3.0 (4.5)	
Dubai (VAE)	-0.7 (2.5)		7.6 (3.1)		-17.1 (11.7)		-2.5 (13.4)		16.4 (9.0)		-3.0 (8.3)		-18.2 (9.4)		2.1 (6.6)	
Hongkong (China)	-4.3 (2.2)		0.6 (2.8)		10.5 (21.1)		1.5 (8.7)		c c		12.4 (9.8)		5.7 (11.4)		2.2 (3.8)	
Indonesien	1.6 (3.1)		-4.4 (2.7)		-5.6 (8.4)		-9.2 (8.4)		-3.8 (10.3)		-6.3 (16.1)		25.3 (18.7)		-11.9 (9.5)	
Jordanien	-5.4 (10.4)		-10.6 (7.3)		-3.4 (6.4)		7.3 (8.7)		-4.7 (7.9)		-8.7 (7.5)		-4.6 (15.5)		20.0 (9.7)	
Kasachstan	-2.8 (5.6)		5.7 (5.8)		0.1 (6.1)		-36.8 (18.6)		-0.1 (10.0)		c c		-16.7 (25.2)		6.6 (11.6)	
Kirgisistan	-13.2 (5.5)		3.4 (2.8)		-3.1 (6.9)		27.2 (17.2)		20.6 (16.8)		-1.2 (15.1)		8.3 (8.7)		-17.9 (8.9)	
Lettland	-7.1 (3.9)		3.8 (3.9)		-1.0 (6.4)		c c		-4.8 (6.5)		-3.5 (11.0)		c c		2.9 (8.5)	
Litauen	1.6 (4.3)		5.7 (2.5)		-2.1 (5.6)		c c		-13.3 (6.0)		1.1 (9.3)		-7.7 (5.2)		-6.4 (5.5)	
Macau (China)	c c		c c		c c		c c		c c		c c		c c		c c	
Montenegro	c c		c c		c c		c c		c c		c c		c c		c c	
Panama	9.4 (7.7)		-10.2 (4.1)		-16.0 (6.9)		8.4 (20.9)		-9.1 (6.7)		-10.3 (9.0)		-12.1 (8.8)		-1.1 (6.9)	
Peru	7.4 (4.2)		-3.5 (2.3)		6.5 (5.6)		-18.0 (13.3)		-1.9 (5.4)		-2.7 (8.3)		-1.1 (10.1)		-6.7 (5.3)	
Katar	1.7 (4.2)		-5.9 (5.0)		0.6 (7.1)		25.2 (13.4)		2.8 (21.4)		-5.3 (11.6)		-23.1 (6.8)		-15.3 (10.3)	
Rumänien	0.4 (23.3)		-2.6 (2.9)		-6.8 (9.3)		c c		-4.0 (6.3)		46.6 (19.7)		-7.3 (8.4)		-17.7 (12.8)	
Russ. Föderation	-1.0 (3.4)		1.3 (3.1)		2.1 (4.6)		c c		-10.6 (5.8)		c c		-25.4 (10.9)		-4.8 (11.1)	
Serbien	6.6 (7.3)		-24.5 (17.0)		-16.0 (5.7)		c c		-0.4 (5.9)		-15.1 (10.4)		-7.6 (6.1)		-0.6 (8.0)	
Shanghai (China)	0.4 (1.7)		-3.2 (1.5)		-0.8 (4.9)		3.6 (5.5)		14.2 (9.6)		-6.1 (6.2)		-16.0 (11.5)		5.8 (4.1)	
Singapur	-0.1 (3.8)		0.1 (2.0)		-2.2 (10.9)		c c		-10.2 (17.5)		10.7 (16.1)		-5.5 (13.6)		-9.4 (10.6)	
Chinesisch Taipeh	2.2 (2.5)		-3.2 (1.5)		-19.9 (6.6)		-26.0 (6.1)		12.5 (5.3)		1.6 (4.2)		-3.7 (5.4)		-11.7 (3.9)	
Thailand	-3.0 (2.7)		3.8 (3.0)		2.7 (6.6)		-12.4 (8.8)		20.9 (8.1)		3.9 (14.4)		-11.2 (16.5)		-10.7 (7.8)	
Trinidad und Tobago	9.2 (5.7)		1.3 (4.8)		2.1 (9.7)		-22.9 (14.7)		4.8 (7.7)		19.7 (11.3)		-17.0 (12.2)		-2.5 (6.4)	
Tunesien	-3.7 (5.9)		3.5 (18.2)		-1.4 (4.8)		-46.6 (14.9)		-17.9 (7.9)		2.3 (8.9)		2.0 (3.7)		11.6 (5.7)	
Uruguay	-7.0 (4.3)		2.5 (5.3)		2.1 (4.4)		37.0 (10.9)		-9.7 (4.1)		13.2 (4.9)		4.2 (6.0)		-12.6 (5.4)	

Anmerkung: Statistisch signifikante Werte sind durch Fettdruck gekennzeichnet (siehe Anhang A3).

1. Mehr-Ebenen-Regressionsmodell (Schüler- und Schulebene): Die Leistung im Bereich Lesekompetenz ist auf alle in dieser Tabelle dargestellten Variablen regressiert. StatLink <http://dx.doi.org/10.1787/888932343285>

[Teil 4/6]

Zusammenhang zwischen den Schülerleistungen im Bereich Lesekompetenz und dem Leseengagement und den Lernansätzen der Schüler, sowie dem Lernumfeld, den Ressourcen, Politiken und Praktiken der Schulen, unter Berücksichtigung des sozioökonomischen und demografischen Hintergrunds der Schüler und Schulen

Tabelle IV.2.14c

	Beurteilungs- und Rechenschaftslegungspolitiken der Schulen ¹														Bildungs-investitionen (Schülerebene) ¹		
	Rechenschafts- legung der Schulen gegenüber den Eltern: Nur hinsichtlich der Schüler der gleichen Schule		Rechenschafts- legung der Schulen gegenüber d. Eltern: Zumindest gegenüber national- oder region- Vergleichsmaßstäben		Schule veröffentlicht Leistungsdaten		Leistungsdaten werden zu Entscheidungen über die Allokation von Ressourcen für den Unterricht herangezogen		Schulaufsichts- behörde beobachtet Leistungsdaten im Zeitverlauf		Die Schule beobachtet die Arbeit der Lehrkräfte durch Tests oder Beurteilungen der Schüler		Die Schule beobach- tet die Arbeit der Lehrkräfte durch Unterrichtsbesuche von Kollegen, Schulleitern oder Inspektoren		Klassengröße		
	Punkt- zahl- veränd. S.E.	Punkt- zahl- veränd. S.E.	Punkt- zahl- veränd. S.E.	Punkt- zahl- veränd. S.E.	Punkt- zahl- veränd. S.E.	Punkt- zahl- veränd. S.E.	Punkt- zahl- veränd. S.E.	Punkt- zahl- veränd. S.E.	Punkt- zahl- veränd. S.E.	Punkt- zahl- veränd. S.E.	Punkt- zahl- veränd. S.E.	Punkt- zahl- veränd. S.E.	Punkt- zahl- veränd. S.E.	Punkt- zahl- veränd. S.E.			
OECD-Länder																	
Australien	-8.7 (4.6)	1.5 (5.3)	-1.1 (13.5)	-0.3 (3.3)	-1.4 (4.2)	6.7 (3.3)	0.1 (3.7)	1.3 (3.3)	9.7 (7.3)	3.8 (11.0)	-20.3 (13.8)	-0.1 (0.4)	1.3 (0.2)				
Österreich	1.5 (7.4)	-2.5 (10.5)	-1.1 (13.5)	-0.3 (3.3)	-1.4 (4.2)	6.7 (3.3)	0.1 (3.7)	1.3 (3.3)	9.7 (7.3)	3.8 (11.0)	-20.3 (13.8)	-0.1 (0.4)	1.3 (0.2)				
Belgien	18.3 (6.1)	-11.2 (6.1)	22.9 (21.6)	0.4 (5.9)	1.9 (4.4)	-5.0 (5.0)	8.2 (6.8)	1.9 (0.3)									
Kanada	-1.1 (4.0)	-2.6 (3.7)	3.4 (3.2)	0.3 (3.0)	4.3 (4.1)	c	c	0.7 (0.2)									
Chile	-4.9 (12.2)	-3.9 (9.1)	-1.6 (3.9)	-10.3 (5.3)	5.0 (4.7)	0.4 (5.0)	-3.3 (7.4)	-0.4 (0.3)									
Tschech. Rep.	8.1 (7.3)	5.2 (7.8)	0.2 (4.5)	-0.5 (9.3)	-2.3 (4.1)	-0.5 (4.5)	14.6 (10.3)	-0.5 (0.3)									
Dänemark	c	c	-1.7 (2.7)	3.8 (3.1)	-2.3 (3.4)	-3.4 (3.3)	-1.9 (4.2)	-0.3 (0.4)									
Estland	4.4 (5.2)	2.4 (3.6)	1.2 (3.6)	-1.6 (4.7)	-2.3 (5.3)	-8.0 (3.6)	-3.6 (7.4)	1.1 (0.4)									
Finnland	-5.2 (6.9)	3.5 (3.7)	11.4 (9.5)	5.2 (6.6)	3.6 (3.4)	0.8 (3.9)	-3.5 (3.2)	2.1 (0.5)									
Frankreich	w	w	w	w	w	w	w	w									
Deutschland	10.8 (6.4)	5.2 (7.3)	-13.9 (8.3)	-7.0 (5.5)	16.3 (5.7)	-0.8 (5.8)	5.3 (6.4)	0.1 (0.3)									
Griechenland	8.0 (9.4)	-18.2 (12.4)	3.4 (8.3)	3.5 (16.6)	-10.7 (7.5)	-2.2 (8.0)	16.4 (9.3)	-0.2 (0.7)									
Ungarn	-2.2 (7.2)	-9.6 (5.9)	2.0 (5.0)	-8.4 (7.9)	-3.6 (5.3)	-12.5 (5.7)	-46.5 (22.8)	0.0 (0.3)									
Island	-3.5 (9.2)	1.3 (5.4)	-4.2 (5.7)	c	6.0 (6.1)	4.9 (4.5)	5.1 (5.9)	2.0 (0.4)									
Irland	3.4 (6.3)	1.4 (7.0)	2.4 (9.2)	-7.6 (6.6)	-0.3 (6.0)	7.0 (5.5)	-5.5 (5.9)	2.2 (0.4)									
Israel	-25.6 (13.1)	4.5 (6.7)	-2.5 (8.7)	-0.7 (7.0)	1.6 (7.9)	7.3 (14.9)	-12.3 (11.1)	0.8 (0.2)									
Italien	0.1 (7.6)	-1.5 (6.8)	6.0 (5.0)	-4.5 (4.3)	-3.0 (4.5)	-1.0 (4.3)	-1.9 (5.1)	-0.5 (0.2)									
Japan	3.5 (15.0)	1.6 (14.6)	19.3 (8.3)	-27.8 (16.0)	3.1 (6.8)	1.5 (6.7)	-2.9 (8.3)	-1.7 (0.6)									
Korea	16.0 (8.6)	3.0 (7.5)	11.0 (4.7)	-15.4 (4.6)	-1.9 (5.3)	1.2 (4.8)	-7.4 (8.2)	-0.7 (1.6)									
Luxemburg	c	c	c	c	c	c	c	c									
Mexiko	-0.9 (5.8)	1.1 (6.1)	1.7 (4.0)	3.5 (3.9)	1.0 (4.5)	-0.9 (3.6)	-3.3 (5.9)	-0.2 (0.2)									
Niederlande	6.8 (7.8)	6.0 (8.5)	10.4 (4.8)	0.6 (6.3)	5.1 (4.9)	7.0 (5.2)	-8.2 (5.3)	1.0 (0.2)									
Neuseeland	-6.3 (7.3)	-9.4 (5.7)	-2.7 (5.3)	-0.8 (4.4)	-2.4 (7.4)	-2.2 (4.5)	-16.1 (14.9)	1.8 (0.3)									
Norwegen	9.8 (7.9)	8.2 (6.5)	6.5 (4.8)	0.2 (5.4)	4.3 (5.0)	0.0 (4.1)	-6.7 (5.4)	0.4 (0.3)									
Polen	-7.8 (9.7)	2.8 (5.4)	-3.7 (3.9)	-6.8 (5.8)	3.4 (5.8)	-14.2 (8.8)	-32.1 (13.8)	0.9 (0.6)									
Portugal	6.3 (5.5)	3.7 (4.9)	-5.5 (4.4)	-3.7 (4.3)	-0.4 (4.1)	-0.1 (4.4)	6.8 (6.4)	2.2 (0.4)									
Slowak. Rep.	2.0 (9.4)	-5.8 (8.3)	-2.8 (6.0)	-0.1 (6.8)	1.5 (6.8)	-2.9 (6.4)		-0.4 (0.3)									
Slowenien	-0.8 (7.1)	-3.1 (4.3)	9.3 (4.3)	-13.1 (6.0)	-1.8 (5.8)	-2.1 (4.7)	1.3 (6.9)	0.4 (0.3)									
Spanien	-0.4 (2.8)	-1.7 (4.0)	-5.8 (3.9)	-3.9 (2.9)	-4.9 (3.2)	-1.6 (3.0)	0.4 (3.0)	1.2 (0.2)									
Schweden	0.5 (17.9)	-1.8 (6.2)	-1.1 (4.1)	-3.7 (3.9)	-5.5 (4.4)	-8.5 (4.9)	3.0 (4.7)	1.3 (0.4)									
Schweiz	-6.7 (3.9)	-3.5 (4.2)	-5.8 (9.9)	0.8 (3.9)	0.0 (3.9)	-2.4 (4.1)	0.8 (4.2)	2.1 (0.4)									
Türkei	-7.9 (12.8)	-1.1 (12.2)	10.0 (5.3)	-3.6 (4.8)	8.0 (5.4)	8.9 (6.3)	-8.7 (8.4)	0.2 (0.2)									
Ver. Königreich	5.0 (6.4)	-0.5 (4.4)	-1.6 (4.1)	-0.9 (3.8)	7.0 (5.1)	-8.7 (5.3)	22.1 (11.7)	3.0 (0.3)									
Ver. Staaten	3.9 (10.3)	5.7 (6.3)	25.3 (7.4)	6.6 (4.0)	-2.9 (10.1)	-10.5 (5.0)	19.9 (11.7)	0.4 (0.3)									
OECD-Durchschnitt	0.9 (1.6)	-0.6 (1.3)	2.9 (1.3)	-3.1 (1.2)	1.1 (1.0)	-1.2 (1.1)	-2.7 (1.6)	0.7 (0.1)									
Partnerländer																	
Albanien	-15.4 (12.1)	-16.8 (11.9)	9.8 (7.2)	-22.1 (8.2)	8.3 (8.2)	-9.3 (14.7)	c	0.3 (0.2)									
Argentinien	-15.8 (9.0)	-16.9 (8.1)	-0.1 (14.7)	3.1 (6.7)	-22.0 (8.9)	15.9 (7.1)	11.5 (14.3)	-0.4 (0.3)									
Aserbaidschan	-12.1 (14.9)	c	-14.4 (9.3)	12.9 (7.4)	-13.1 (8.5)	-82.5 (15.6)	22.2 (23.4)	-0.2 (0.3)									
Brasilien	1.8 (8.1)	-1.9 (4.4)	8.2 (4.2)	-9.0 (4.3)	5.3 (4.7)	3.6 (4.2)	-7.5 (5.7)	-0.2 (0.2)									
Bulgarien	0.5 (11.7)	11.0 (11.5)	14.4 (7.6)	-7.9 (7.7)	-1.2 (7.7)	-13.5 (10.5)	11.6 (25.1)	0.4 (0.4)									
Kolumbien	-22.6 (14.3)	-8.8 (9.3)	13.7 (4.3)	-3.9 (4.1)	4.7 (4.9)	0.1 (4.3)	-2.0 (4.8)	-0.7 (0.3)									
Kroatien	-7.5 (3.8)	c	2.6 (4.6)	5.5 (5.1)	2.1 (7.0)	-4.6 (4.3)	-7.0 (11.8)	0.7 (0.5)									
Dubai (VAE)	-3.6 (6.6)	-16.7 (7.4)	1.5 (5.3)	6.2 (5.8)	-3.3 (7.8)	-5.3 (8.5)	39.1 (20.1)	0.2 (0.2)									
Hongkong (China)	4.0 (5.2)	11.5 (6.1)	6.9 (4.4)	9.4 (4.4)	-2.6 (4.5)	-12.2 (7.5)	-8.5 (11.4)	1.6 (0.2)									
Indonesien	-11.0 (11.8)	-13.8 (11.0)	3.0 (6.3)	18.6 (11.8)	-8.5 (6.1)	1.5 (7.2)	29.4 (20.5)	0.3 (0.2)									
Jordanien	9.4 (10.5)	-0.4 (9.6)	-6.9 (7.2)	-0.4 (6.9)	5.1 (8.3)	c	c	-0.9 (0.4)									
Kasachstan	-27.0 (17.6)	-27.7 (16.2)	-11.9 (6.7)	-8.7 (6.6)	c	-16.2 (10.6)	c	-0.9 (0.4)									
Kirgisistan	11.1 (21.2)	9.2 (17.8)	11.2 (6.1)	-6.6 (9.5)	-18.4 (12.2)	2.0 (17.3)	c	-0.3 (0.3)									
Lettland	-7.2 (5.7)	-6.3 (4.9)	5.5 (4.2)	-3.8 (4.4)	3.0 (4.4)	-5.1 (5.1)	c	0.6 (0.4)									
Litauen	-2.3 (5.0)	c	-7.4 (5.4)	13.5 (7.0)	-2.0 (4.8)	9.1 (5.6)	c	0.6 (0.4)									
Macau (China)	c	c	c	c	c	c	c	c									
Montenegro	c	c	c	c	c	c	c	c									
Panama	-22.8 (11.0)	1.8 (7.1)	18.9 (12.0)	-3.3 (7.6)	6.4 (7.8)	3.4 (7.7)	-9.2 (12.7)	-0.5 (0.5)									
Peru	8.9 (6.1)	6.1 (6.5)	8.8 (6.4)	8.8 (5.1)	6.5 (5.1)	-8.2 (7.8)	27.2 (13.1)	-0.6 (0.3)									
Katar	26.6 (16.7)	8.0 (13.9)	-14.1 (6.9)	-0.4 (7.4)	-12.9 (12.3)	-11.4 (11.2)	c	0.3 (0.2)									
Rumänien	-1.4 (13.8)	12.7 (12.6)	-5.2 (6.4)	0.8 (6.8)	24.5 (6.8)	-9.4 (7.7)	-6.9 (14.9)	0.8 (0.2)									
Russ. Föderation	-1.8 (10.0)	5.6 (7.3)	2.3 (5.7)	-4.0 (4.4)	91.1 (17.5)	5.6 (10.9)	c	0.1 (0.4)									
Serbien	-5.5 (13.6)	-3.9 (18.7)	1.9 (6.7)	-18.3 (6.9)	4.0 (7.7)	8.4 (5.2)	4.4 (8.4)	1.0 (0.3)									
Shanghai (China)	7.1 (5.4)	-4.8 (5.0)	c	1.8 (3.1)	-3.4 (3.7)	5.0 (5.3)	c	1.0 (0.4)									
Singapur	11.9 (6.3)	9.2 (6.2)	-0.3 (3.9)	0.2 (4.3)	-28.6 (7.4)	0.0 (13.9)	12.4 (12.0)	1.2 (0.3)									
Chinesisch Taipeh	11.9 (4.5)	6.3 (3.5)	2.0 (4.2)	-8.4 (3.9)	5.4 (3.6)	6.6 (3.2)	-0.7 (4.0)	0.8 (0.3)									
Thailand	13.4 (7.9)	11.3 (5.3)	-7.2 (5.2)	7.3 (8.3)	-15.4 (7.1)	-14.4 (8.6)	17.3 (15.4)	-0.3 (0.3)									
Trinidad und Tobago	8.4 (9.4)	11.3 (8.7)	-18.2 (10.7)	7.8 (7.1)	6.6 (6.7)	-13.1 (6.1)	6.0 (11.9)	0.0 (0.2)									
Tunesien	3.9 (7.9)	3.2 (7.4)	1.9 (7.2)	-3.2 (3.9)	-0.9 (4.3)	-9.4 (5.6)	2.2 (7.8)	0.0 (0.4)									
Uruguay	2.2 (4.9)	-3.9 (6.1)	4.8 (9.9)	-1.2 (3.8)	-0.8 (4.4)	-12.9 (4.5)	1.8 (9.4)	-0.8 (0.3)									

Anmerkung: Statistisch signifikante Werte sind durch Fettdruck gekennzeichnet (siehe Anhang A3).
 1. Mehr-Ebenen-Regressionsmodell (Schüler- und Schulebene): Die Leistung im Bereich Lesekompetenz ist auf alle in dieser Tabelle dargestellten Variablen regressiert.
 StatLink <http://dx.doi.org/10.1787/888932343285>



[Teil 5/6]
Zusammenhang zwischen den Schülerleistungen im Bereich Lesekompetenz und dem Leseengagement und den Lernansätzen der Schüler, sowie dem Lernumfeld, den Ressourcen, Politiken und Praktiken der Schulen, unter Berücksichtigung des sozioökonomischen und demografischen Hintergrunds der Schüler und Schulen

Tabelle IV.2.14c

		Bildungsinvestitionen (Schulebene) ¹																					
		Lernzeit der Schüler im Testsprachenunterricht		Lernzeit der Schüler im Mathematik- und Naturwissenschaftsunterricht		Prozentsatz der Schüler, die Unterricht außerhalb der Schulzeit besuchen (Neigungskurse, Zusatzunterricht)		Prozentsatz der Schüler, die Unterricht außerhalb der Schulzeit besuchen (Nachhilfe)		Prozentsatz der Schüler, die maximal 1 Jahr an Vorschulunterricht teilgenommen haben		Prozentsatz der Schüler, die mindestens 1 Jahr an Vorschulunterricht teilgenommen haben		Durchschnittliche Klassengröße in der Schule		Index der Bibliotheksnutzung innerhalb und außerhalb der Schule (höhere Werte stehen für eine stärkere Nutzung)		Index der außercurricularen Aktivitäten (höhere Werte stehen für mehr Aktivitäten)		Index des Lehrermangels (höhere Werte stehen für größeren Mangel)		Index der Ausstattung der Schulen mit Lehr- und Sachmitteln (höhere Werte stehen für bessere Ressourcen)	
		Punkt-zahl- veränd.	S.F.	Punkt-zahl- veränd.	S.F.	Punkt-zahl- veränd.	S.F.	Punkt-zahl- veränd.	S.F.	Punkt-zahl- veränd.	S.F.	Punkt-zahl- veränd.	S.F.	Punkt-zahl- veränd.	S.F.	Punkt-zahl- veränd.	S.F.	Punkt-zahl- veränd.	S.F.	Punkt-zahl- veränd.	S.F.	Punkt-zahl- veränd.	S.F.
OECD-Länder	Australien	-0.1 (0.1)		0.0 (0.1)		-0.4 (0.3)		0.1 (0.3)		0.4 (0.4)		0.4 (0.3)		2.7 (0.8)		-0.1 (2.0)		-1.0 (1.9)		7.4 (6.5)		-2.2 (1.6)	
	Österreich	0.1 (0.1)		0.0 (0.0)		-0.2 (0.3)		0.1 (0.2)		-0.5 (0.5)		-0.5 (0.4)		1.9 (0.8)		4.9 (4.0)		-2.3 (3.6)		-0.6 (8.1)		5.4 (3.8)	
	Belgien	-0.2 (0.1)		0.1 (0.0)		-0.7 (0.2)		0.4 (0.3)		-0.7 (0.4)		0.8 (0.3)		2.5 (0.9)		-3.3 (2.7)		3.9 (2.7)		8.9 (8.8)		1.0 (2.4)	
	Kanada	0.0 (0.0)		0.0 (0.0)		-0.2 (0.2)		-0.5 (0.2)		0.5 (0.2)		0.5 (0.2)		0.9 (0.4)		-0.3 (1.9)		1.3 (2.1)		-0.7 (5.3)		2.0 (1.8)	
	Chile	-0.1 (0.1)		0.1 (0.0)		-0.7 (0.2)		0.3 (0.2)		-0.3 (0.2)		-0.1 (0.3)		0.0 (0.4)		-0.4 (1.8)		1.9 (2.7)		-16.5 (7.1)		2.6 (2.3)	
	Tschech. Rep.	-0.2 (0.1)		0.0 (0.0)		-0.3 (0.2)		-0.2 (0.2)		0.2 (0.5)		0.4 (0.3)		1.1 (0.6)		-2.6 (3.3)		-4.2 (3.1)		16.6 (6.6)		1.1 (2.8)	
	Dänemark	-0.1 (0.0)		0.0 (0.0)		-0.3 (0.2)		-0.3 (0.2)		-0.4 (0.4)		-0.2 (0.4)		0.2 (0.5)		-2.3 (2.2)		-0.9 (1.7)		-21.3 (7.1)		-1.9 (2.0)	
	Estland	0.0 (0.1)		0.0 (0.0)		-0.3 (0.1)		-0.1 (0.1)		0.2 (0.2)		-0.2 (0.1)		1.8 (0.5)		-3.3 (2.4)		-1.5 (2.6)		-4.0 (9.0)		2.9 (2.2)	
	Finnland	0.0 (0.1)		0.0 (0.0)		-0.7 (0.3)		-0.5 (0.2)		-0.6 (0.2)		-0.6 (0.2)		1.1 (0.8)		1.7 (3.0)		0.2 (2.2)		-7.8 (6.3)		2.3 (2.4)	
	Frankreich	w w		w w		w w		w w		w w		w w		w w		w w		w w		w w		w w	
	Deutschland	0.0 (0.1)		0.2 (0.1)		-0.4 (0.3)		-0.4 (0.2)		-0.6 (0.6)		0.1 (0.5)		1.2 (0.9)		-2.2 (3.1)		0.1 (3.4)		-25.9 (9.1)		-1.3 (2.8)	
	Griechenland	0.1 (0.1)		0.1 (0.1)		0.4 (0.3)		0.1 (0.4)		-0.9 (0.5)		-0.5 (0.4)		-1.0 (1.4)		7.9 (4.0)		4.6 (5.1)		-27.4 (11.7)		5.7 (4.0)	
	Ungarn	0.0 (0.1)		0.1 (0.1)		0.2 (0.2)		0.3 (0.1)		2.7 (0.7)		2.5 (0.7)		1.5 (0.5)		-2.5 (4.1)		-4.7 (4.0)		-3.4 (8.3)		-2.1 (2.6)	
	Inland	-0.1 (0.1)		0.0 (0.1)		-0.2 (0.2)		-0.2 (0.2)		0.3 (0.5)		-0.4 (0.4)		0.1 (0.8)		1.1 (3.6)		-2.9 (3.6)		6.4 (6.9)		4.5 (3.7)	
	Irland	-0.3 (0.2)		0.0 (0.1)		0.3 (0.3)		-0.4 (0.4)		0.2 (0.3)		0.2 (0.3)		4.1 (1.0)		5.5 (3.5)		2.2 (3.5)		5.7 (9.4)		-6.9 (2.8)	
	Israel	0.1 (0.1)		0.0 (0.0)		0.6 (0.3)		-2.1 (0.4)		0.2 (0.8)		0.6 (0.7)		2.1 (0.8)		-1.8 (3.9)		-3.6 (3.8)		-7.8 (11.3)		8.0 (2.8)	
	Italien	-0.1 (0.1)		0.0 (0.0)		-0.3 (0.2)		-0.2 (0.1)		0.1 (0.4)		0.9 (0.3)		2.6 (0.7)		3.0 (2.4)		2.4 (2.5)		-20.4 (7.1)		6.2 (2.4)	
	Japan	-0.1 (0.1)		0.2 (0.0)		0.2 (0.2)		0.0 (0.1)		-1.0 (1.8)		-1.0 (1.1)		1.1 (0.4)		3.4 (3.2)		-0.4 (3.7)		-11.3 (9.8)		-2.6 (2.8)	
	Korea	0.0 (0.1)		0.1 (0.0)		0.0 (0.1)		0.3 (0.1)		0.9 (0.6)		0.8 (0.5)		-0.3 (0.7)		-4.2 (2.7)		-2.3 (3.1)		-5.4 (9.1)		1.7 (3.1)	
	Luxemburg	c c		c c		c c		c c		c c		c c		c c		c c		c c		c c		c c	
	Mexiko	0.0 (0.1)		0.1 (0.0)		-0.5 (0.2)		-0.2 (0.2)		0.3 (0.2)		0.3 (0.2)		0.2 (0.2)		5.5 (1.8)		-1.1 (1.9)		-5.5 (5.8)		0.9 (2.2)	
	Niederlande	-0.5 (0.1)		0.2 (0.1)		-0.8 (0.3)		0.1 (0.3)		-0.7 (1.0)		-0.5 (0.5)		3.4 (1.3)		9.0 (3.6)		8.1 (4.8)		-3.7 (10.9)		0.5 (3.2)	
	Neuseeland	-0.5 (0.1)		0.2 (0.1)		-0.2 (0.3)		-1.0 (0.4)		-0.3 (0.3)		0.1 (0.2)		0.4 (0.9)		2.7 (2.6)		-0.7 (2.7)		-10.3 (9.5)		4.4 (2.6)	
	Norwegen	c c		c c		0.4 (0.3)		-1.6 (0.3)		0.0 (0.5)		0.1 (0.2)		0.2 (0.4)		0.9 (2.8)		0.9 (2.6)		-6.0 (6.6)		2.6 (3.5)	
	Polen	-0.2 (0.1)		0.0 (0.0)		0.2 (0.1)		-0.1 (0.1)		0.1 (0.5)		0.4 (0.5)		0.4 (0.5)		1.8 (4.1)		1.3 (2.9)		-13.9 (8.4)		-3.7 (2.2)	
	Portugal	0.1 (0.1)		0.0 (0.0)		-0.2 (0.2)		0.2 (0.2)		0.0 (0.2)		0.2 (0.2)		0.6 (0.8)		10.1 (3.7)		1.7 (3.0)		15.8 (8.4)		-1.2 (2.1)	
	Slowak. Rep.	-0.3 (0.1)		0.1 (0.0)		-0.1 (0.1)		0.1 (0.1)		0.7 (0.4)		0.7 (0.3)		0.6 (0.7)		-3.6 (5.4)		2.3 (3.1)		-21.2 (9.5)		1.7 (3.9)	
	Slowenien	0.5 (0.1)		0.1 (0.1)		-0.2 (0.1)		-0.4 (0.2)		0.2 (0.2)		0.3 (0.2)		1.1 (0.5)		5.0 (4.0)		-0.6 (2.9)		1.8 (8.1)		3.0 (3.3)	
	Spanien	0.0 (0.1)		0.0 (0.0)		0.1 (0.1)		0.0 (0.1)		0.3 (0.3)		0.5 (0.2)		0.0 (0.4)		-0.8 (2.1)		4.1 (1.8)		-0.5 (4.6)		-1.4 (1.7)	
	Schweden	-0.1 (0.1)		0.0 (0.0)		-0.2 (0.2)		-0.5 (0.3)		0.7 (0.3)		0.8 (0.3)		0.5 (0.7)		5.0 (2.9)		7.9 (2.9)		-1.8 (5.8)		6.6 (3.0)	
	Schweiz	0.0 (0.1)		0.0 (0.0)		-0.3 (0.1)		0.0 (0.1)		1.3 (0.5)		1.2 (0.5)		1.7 (0.6)		-1.8 (2.2)		3.0 (2.4)		-12.5 (6.1)		0.1 (1.8)	
	Türkei	0.2 (0.1)		0.1 (0.0)		0.3 (0.2)		-0.5 (0.2)		-0.4 (0.2)		-0.6 (0.3)		-1.0 (0.5)		-6.4 (2.9)		-2.2 (3.0)		-7.0 (7.2)		-6.3 (3.6)	
Ver. Königreich	-0.1 (0.1)		0.1 (0.0)		0.0 (0.2)		-0.3 (0.1)		0.6 (0.3)		0.6 (0.3)		2.1 (0.8)		1.4 (2.2)		0.4 (2.4)		-0.4 (6.0)		0.9 (2.0)		
Ver. Staaten	0.1 (0.1)		0.0 (0.0)		-1.0 (0.3)		0.2 (0.2)		-1.1 (0.8)		-1.2 (0.7)		-1.5 (0.8)		-2.2 (1.9)		6.7 (2.6)		0.5 (6.2)		0.2 (1.7)		
OECD-Durchschnitt	-0.1 (0.0)		0.1 (0.0)		-0.2 (0.0)		-0.2 (0.0)		0.1 (0.1)		0.2 (0.1)		1.0 (0.1)		0.9 (0.6)		1.1 (0.5)		-5.4 (1.4)		1.1 (0.5)		
Partnerländer	Albanien	0.0 (0.1)		0.0 (0.1)		0.9 (0.2)		-0.7 (0.2)		-1.0 (0.3)		-0.3 (0.2)		0.5 (0.7)		-3.3 (4.7)		7.3 (4.6)		4.3 (8.4)		2.3 (5.5)	
	Argentinien	-0.1 (0.1)		0.1 (0.0)		-1.6 (0.4)		0.7 (0.3)		0.9 (0.3)		0.6 (0.3)		-1.1 (0.9)		4.5 (4.4)		-0.1 (5.1)		-19.4 (7.5)		-1.3 (3.9)	
	Aserbaidshan	0.0 (0.1)		0.0 (0.0)		-0.4 (0.4)		0.4 (0.5)		1.0 (0.4)		-0.2 (0.2)		-2.9 (2.0)		-0.5 (3.7)		-10.0 (3.2)		-36.6 (15.9)		-3.2 (4.5)	
	Brasilien	0.0 (0.1)		0.0 (0.0)		-0.2 (0.1)		-0.3 (0.1)		0.1 (0.1)		0.0 (0.1)		-0.1 (0.3)		6.6 (2.2)		2.0 (1.9)		-2.4 (5.5)		5.7 (3.1)	
	Bulgarien	0.1 (0.1)		0.1 (0.1)		-1.4 (0.3)		0.2 (0.2)		-0.5 (0.4)		0.0 (0.3)		3.9 (1.2)		6.9 (5.3)		6.8 (3.7)		-5.6 (11.2)		-9.8 (2.9)	
	Kolumbien	-0.1 (0.1)		0.1 (0.0)		-0.2 (0.2)		-0.1 (0.2)		0.2 (0.2)		0.1 (0.2)		0.2 (0.4)		-1.3 (2.1)		-1.4 (2.6)		-23.1 (7.2)		0.5 (1.9)	
	Kroatien	-0.1 (0.1)		0.1 (0.0)		-0.4 (0.2)		-0.2 (0.2)		-0.4 (0.2)		0.2 (0.2)		2.6 (0.6)		-4.4 (2.4)		5.1 (2.3)		-12.3 (9.2)		-3.4 (2.4)	
	Dubai (VAE)	-0.2 (0.1)		0.1 (0.0)		-0.5 (0.2)		-0.6 (0.2)		0.3 (0.3)		0.4 (0.2)		-0.2 (0.7)		1.0 (3.6)		11.8 (3.4)		-9.2 (8.0)		-1.4 (3.4)	
	Hongkong (China)	-0.2 (0.1)		0.2 (0.0)		0.0 (0.2)		0.1 (0.2)		0.9 (0.7)		0.8 (0.5)		1.9 (0.6)		-5.8 (2.9)		0.9 (2.8)		0.0 (9.1)		0.1 (2.6)	
	Indonesien	-0.1 (0.1)		0.1 (0.0)		-0.2 (0.2)		-0.2 (0.2)		0.1 (0.1)		0.4 (0.1)		0.1 (0.5)		1.5 (3.2)		-2.2 (2.7)		15.9 (7.6)		2.3 (2.5)	
	Jordanien	0.5 (0.2)		-0.2 (0.1)		0.1 (0.2)		-0.9 (0.2)		0.4 (0.2)		0.4 (0.2)		0.5 (0.5)		-3.0 (2.7)		11.9 (3.0)		15.8 (14.3)		-7.5 (3.5)	
	Kasachstan	-0.1 (0.1)		0.1 (0.1)		-0.4 (0.2)		0.1 (0.2)		-0.3 (0.4)		0.0 (0.2)		-0.5 (0.8)		1.2 (2.8)		-1.5 (3.1)		-29.5 (9.2)		-1.3 (4.2)	
	Kirgisistan	0.4 (0.1)		0.0 (0.0)		0.5 (0.2)		-0.4 (0.2)		-0.1 (0.2)		0.8 (0.2)		-0.4 (1.0)		3.8 (2.7)		-2.2 (3.6)		-20.8 (8.4)		5.6 (3.2)	
	Lettland	-0.1 (0.1)		0.0 (0.1)		-0.1 (0.2)		-0.6 (0.2)		-0.1 (0.2)		0.3 (0.1)		1.0 (0.8)		0.2 (3.2)		0.5 (2.9)		2.0 (9.2)		3.5 (2.7)	
	Litauen	0.0 (0.1)		-0.1 (0.0)		-0.3 (0.2)		0.1 (0.2)		0.1 (0.2)		0.0 (0.2)		0.8 (0.7)		0.3 (4.5)		1.5 (3.8)		-9.6 (8.9)		0.6 (4.5)	
	Macau (China)	c c		c c		c c		c c		c c		c c		c c		c c		c c		c c		c c	
	Montenegro	c c		c c		c c		c c		c c		c c		c c		c c		c c		c c		c c	
	Panama	0.1 (0.2)		0.1 (0.1)		-1.1 (0.3)		-0.1 (0.3)		-0.1 (0.3)		-0.1 (0.3)		1.6 (0.8)		5.6 (5.2)		-2.0 (3.7)		-15.7 (16.0)		9.4 (3.2)	
	Peru	0.0 (0.0)		0.0 (0.0)		-0.1 (0.2)		-0.5 (0.1)		0.4 (0.2)		0.2 (0.2)		-0.7 (0.4)		-4.4 (2.4)		5.0 (2.8)		-14.2 (10.0)		1.8 (2.0)	
	Katar	0.1 (0.1)		0.0 (0.1)		-0.5 (0.3)		-0.5 (0.3)		-0.6 (0.3)		0.7 (0.3)		-0.8 (0.8)		-10.9 (3.8)		6.3 (4.0)					



[Teil 1/2]
Vertikale Differenzierung der Schulsysteme

Tabelle IV.3.1 Auf Grundlage der Schülerangaben

	Durchschnittl. Einschulungsalter	Prozentsatz der Schüler, die eingeschult wurden mit:						Prozentsatz der Schüler, die angeben, eine Klasse wiederholt zu haben in der:									
		4 Jahren		5 Jahren		6 Jahren		7 Jahren		8 oder mehr Jahren		Grundschule	Sekundarstufe I	Sekundarstufe II	Grundschule, Sekundarstufe I oder Sekundarstufe II		
		%	S.E.	%	S.E.	%	S.E.	%	S.E.	%	S.E.	%	S.E.	%	S.E.	%	S.E.
OECD-Länder	Australien	5.2 (0.01)	11.9 (0.4)	57.9 (0.7)	26.0 (0.6)	3.5 (0.3)	0.8 (0.1)	7.3 (0.3)	1.4 (0.2)	0.1 (0.0)	8.4 (0.4)						
	Österreich	6.2 (0.01)	0.0 c	3.4 (0.2)	72.6 (0.9)	22.4 (0.8)	1.6 (0.3)	4.9 (0.4)	5.7 (0.5)	4.4 (0.4)	12.6 (0.9)						
	Belgien	5.9 (0.01)	1.5 (0.3)	16.9 (0.5)	71.2 (0.8)	8.9 (0.4)	1.5 (0.2)	18.4 (0.6)	15.0 (0.6)	9.9 (0.4)	34.9 (0.7)						
	Kanada	5.2 (0.02)	23.0 (0.6)	48.0 (0.7)	24.3 (0.7)	3.1 (0.2)	1.7 (0.2)	4.4 (0.3)	4.3 (0.2)	0.6 (0.1)	8.4 (0.3)						
	Chile	6.0 (0.01)	0.0 c	16.2 (0.6)	70.0 (0.8)	13.8 (0.6)	0.0 c	10.3 (0.7)	7.3 (0.6)	10.8 (0.6)	23.4 (0.9)						
	Tschech. Rep.	6.4 (0.01)	0.1 (0.0)	0.9 (0.2)	58.6 (0.9)	38.3 (0.9)	2.2 (0.3)	2.1 (0.3)	2.3 (0.3)	0.0 c	4.0 (0.3)						
	Dänemark	6.6 (0.01)	0.2 (0.1)	3.6 (0.3)	37.2 (0.9)	53.7 (0.9)	5.3 (0.4)	3.6 (0.3)	1.0 (0.2)	0.1 (0.1)	4.4 (0.3)						
	Estland	6.9 (0.01)	0.1 (0.0)	0.3 (0.1)	13.7 (0.7)	80.3 (0.7)	5.6 (0.4)	3.9 (0.5)	2.5 (0.4)	0.0 c	5.6 (0.6)						
	Finnland	6.7 (0.01)	0.0 c	0.1 (0.1)	28.1 (0.7)	70.9 (0.6)	0.8 (0.1)	2.4 (0.2)	0.5 (0.1)	0.0 c	2.8 (0.3)						
	Frankreich	5.9 (0.02)	3.2 (0.4)	14.8 (0.7)	71.6 (1.1)	8.8 (0.6)	1.5 (0.3)	17.8 (0.9)	23.5 (1.2)	1.0 (0.2)	36.9 (1.0)						
	Deutschland	6.3 (0.01)	0.0 c	2.9 (0.3)	67.1 (0.9)	29.0 (0.8)	1.1 (0.1)	9.2 (0.6)	14.2 (0.6)	0.0 c	21.4 (0.7)						
	Griechenland	6.3 (0.02)	0.2 (0.1)	2.5 (0.3)	66.6 (1.5)	29.7 (1.4)	1.0 (0.2)	2.0 (0.4)	4.2 (0.8)	0.4 (0.1)	5.7 (0.8)						
	Ungarn	6.8 (0.02)	0.1 (0.0)	0.4 (0.1)	31.8 (0.8)	61.7 (0.8)	6.0 (0.6)	6.2 (0.9)	5.8 (0.9)	2.4 (0.3)	11.1 (1.2)						
	Island	5.8 (0.01)	0.4 (0.1)	22.2 (0.6)	75.6 (0.7)	1.6 (0.2)	0.2 (0.1)	0.7 (0.1)	0.4 (0.1)	0.0 c	0.9 (0.2)						
	Irland	4.5 (0.01)	59.0 (1.0)	36.2 (0.9)	4.8 (0.4)	0.0 c	0.0 c	11.0 (0.6)	1.7 (0.3)	0.2 (0.1)	12.0 (0.6)						
	Israel	6.3 (0.01)	0.0 c	5.0 (0.4)	67.2 (0.9)	25.7 (0.9)	2.1 (0.3)	4.3 (0.3)	4.9 (0.4)	3.6 (0.3)	7.5 (0.5)						
	Italien	5.9 (0.00)	0.0 c	12.2 (0.4)	82.3 (0.4)	4.8 (0.2)	0.7 (0.1)	1.0 (0.1)	4.7 (0.3)	11.7 (0.4)	16.0 (0.4)						
	Japan	6.0 (0.00)	0.0 c	0.0 c	100.0 (0.0)	0.0 c	0.0 c	0.0 c	0.0 c	0.0 c	0.0 c						
	Korea	6.0 (0.00)	0.0 c	0.7 (0.1)	98.9 (0.2)	0.3 (0.1)	0.0 c	0.0 c	0.0 c	0.0 c	0.0 c						
	Luxemburg	6.2 (0.01)	1.4 (0.2)	5.9 (0.3)	65.4 (0.7)	24.0 (0.7)	3.3 (0.3)	22.2 (0.5)	20.2 (0.6)	2.0 (0.2)	36.5 (0.5)						
	Mexiko	6.2 (0.01)	0.7 (0.1)	8.1 (0.2)	70.0 (0.5)	19.1 (0.5)	2.1 (0.1)	17.3 (0.7)	5.9 (0.3)	1.2 (0.1)	21.5 (0.7)						
	Niederlande	6.0 (0.02)	2.3 (0.3)	11.2 (0.7)	69.1 (1.0)	16.2 (1.1)	1.2 (0.2)	22.4 (1.2)	5.3 (0.5)	0.6 (0.1)	26.7 (1.1)						
	Neuseeland	5.1 (0.01)	4.4 (0.3)	85.9 (0.6)	6.7 (0.4)	2.6 (0.2)	0.4 (0.1)	3.9 (0.3)	1.7 (0.2)	0.9 (0.1)	5.1 (0.3)						
	Norwegen	5.8 (0.01)	0.3 (0.1)	24.4 (0.7)	70.5 (0.7)	4.2 (0.4)	0.6 (0.1)	0.0 c	0.0 c	0.0 c	0.0 c						
	Polen	7.0 (0.00)	0.0 c	0.0 c	0.0 c	100.0 (0.0)	0.0 c	1.9 (0.2)	3.9 (0.4)	0.0 c	5.3 (0.4)						
	Portugal	6.0 (0.02)	0.6 (0.1)	22.8 (0.7)	63.6 (0.7)	8.2 (0.4)	4.9 (0.3)	22.4 (1.5)	20.9 (1.5)	1.9 (0.3)	35.0 (1.9)						
	Slowak. Rep.	6.3 (0.01)	0.0 (0.0)	1.0 (0.1)	67.6 (1.2)	30.4 (1.2)	1.0 (0.2)	1.9 (0.3)	2.0 (0.3)	0.3 (0.1)	3.8 (0.5)						
	Slowenien	6.7 (0.01)	0.2 (0.1)	2.0 (0.2)	32.8 (0.7)	62.2 (0.7)	2.8 (0.2)	0.0 c	1.5 (0.4)	0.0 c	1.5 (0.4)						
	Spanien	5.9 (0.01)	0.0 c	23.5 (0.9)	67.2 (0.9)	5.3 (0.3)	3.9 (0.3)	12.2 (0.4)	31.9 (0.7)	0.0 c	35.3 (0.7)						
	Schweden	6.6 (0.03)	0.6 (0.1)	4.6 (0.4)	46.2 (1.5)	44.8 (1.7)	3.8 (0.4)	3.8 (0.3)	1.4 (0.2)	0.3 (0.1)	4.6 (0.4)						
	Schweiz	6.5 (0.01)	0.1 (0.0)	6.0 (0.4)	42.8 (1.0)	46.8 (1.0)	4.4 (0.3)	14.9 (0.7)	9.3 (0.6)	1.4 (0.2)	22.8 (0.9)						
	Türkei	6.9 (0.01)	0.0 (0.0)	1.1 (0.2)	19.2 (0.8)	72.2 (0.9)	7.5 (0.6)	3.8 (0.5)	0.0 c	10.5 (0.8)	13.0 (0.8)						
	Ver. Königreich	5.0 (0.02)	22.4 (1.3)	60.9 (1.4)	15.1 (1.1)	1.4 (0.2)	0.2 (0.1)	1.6 (0.1)	0.8 (0.1)	0.7 (0.1)	2.2 (0.2)						
Ver. Staaten	5.9 (0.01)	3.0 (0.3)	24.5 (0.7)	58.0 (0.8)	13.3 (0.5)	1.2 (0.2)	11.2 (0.8)	4.2 (0.4)	1.6 (0.2)	14.2 (0.9)							
OECD-Durchschnitt	6.1 (0.00)	4.0 (0.1)	15.5 (0.1)	51.8 (0.1)	26.7 (0.1)	2.0 (0.1)	7.3 (0.1)	6.1 (0.1)	2.2 (0.1)	13.0 (0.1)							
Partnerländer	Albanien	6.6 (0.02)	0.1 (0.1)	1.1 (0.2)	47.7 (1.5)	48.8 (1.4)	2.4 (0.4)	2.9 (0.4)	2.5 (0.3)	2.3 (0.4)	4.7 (0.5)						
	Argentinien	6.0 (0.01)	0.8 (0.2)	16.4 (0.8)	72.4 (1.0)	8.8 (0.6)	1.6 (0.2)	15.9 (0.9)	24.1 (1.6)	4.8 (0.5)	33.8 (1.6)						
	Aserbaidshjan	6.6 (0.02)	0.0 c	1.0 (0.2)	43.0 (1.4)	50.0 (1.4)	6.0 (0.5)	0.8 (0.2)	1.0 (0.3)	0.5 (0.2)	1.7 (0.3)						
	Brasilien	7.4 (0.04)	0.0 c	8.4 (0.4)	32.0 (0.7)	38.2 (0.9)	21.5 (0.8)	21.0 (0.7)	25.7 (0.8)	8.2 (0.4)	40.1 (0.9)						
	Bulgarien	6.9 (0.01)	0.0 (0.0)	0.1 (0.1)	12.2 (0.7)	82.6 (0.9)	5.0 (0.6)	2.7 (0.3)	4.1 (0.4)	1.5 (0.3)	5.6 (0.5)						
	Kolumbien	6.0 (0.02)	0.0 c	25.9 (0.9)	50.9 (1.1)	17.9 (0.7)	5.3 (0.5)	22.1 (1.1)	18.2 (0.9)	3.0 (0.3)	33.9 (1.1)						
	Kroatien	6.7 (0.01)	0.0 c	0.1 (0.1)	29.0 (0.6)	68.9 (0.5)	1.9 (0.2)	1.2 (0.2)	1.4 (0.2)	2.3 (0.2)	2.8 (0.2)						
	Dubai (VAE)	5.8 (0.02)	5.8 (0.4)	31.2 (0.8)	46.4 (0.8)	13.7 (0.5)	2.9 (0.2)	7.1 (0.3)	6.3 (0.3)	1.3 (0.2)	12.6 (0.3)						
	Hongkong (China)	6.1 (0.01)	2.1 (0.2)	12.1 (0.6)	66.8 (0.8)	15.9 (0.7)	3.1 (0.3)	10.5 (0.5)	6.3 (0.5)	0.2 (0.1)	15.6 (0.7)						
	Indonesien	6.3 (0.03)	0.0 c	9.3 (0.8)	52.0 (1.7)	36.4 (1.9)	2.3 (0.3)	16.5 (1.2)	6.1 (0.6)	4.7 (0.7)	18.0 (1.2)						
	Jordanien	6.1 (0.02)	0.6 (0.1)	6.2 (0.5)	80.6 (1.2)	10.0 (0.8)	2.5 (0.4)	3.9 (0.4)	4.9 (0.4)	0.0 c	6.6 (0.5)						
	Kasachstan	6.6 (0.02)	0.0 (0.0)	1.6 (0.2)	38.5 (1.6)	56.9 (1.6)	2.9 (0.3)	1.5 (0.2)	0.7 (0.1)	0.0 c	1.7 (0.2)						
	Kirgisistan	6.8 (0.02)	0.0 (0.0)	0.5 (0.1)	23.3 (1.4)	69.1 (1.2)	7.1 (0.5)	3.0 (0.3)	3.0 (0.3)	0.0 c	4.3 (0.4)						
	Lettland	6.8 (0.01)	0.0 c	0.0 c	25.1 (1.1)	69.8 (1.2)	5.1 (0.4)	6.0 (0.6)	6.1 (0.9)	1.5 (0.3)	11.1 (1.0)						
	Liechtenstein	6.5 (0.03)	0.0 c	1.5 (0.7)	48.1 (2.5)	45.4 (2.5)	5.0 (1.2)	10.2 (1.7)	12.5 (1.6)	0.0 c	21.5 (2.0)						
	Litauen	6.8 (0.01)	0.1 (0.1)	1.1 (0.2)	28.3 (0.8)	65.6 (0.9)	4.8 (0.3)	2.1 (0.3)	2.2 (0.3)	0.0 c	3.9 (0.4)						
	Macau (China)	6.1 (0.01)	7.1 (0.4)	10.7 (0.4)	53.6 (0.7)	24.6 (0.5)	4.0 (0.3)	23.1 (0.5)	32.3 (0.5)	0.6 (0.1)	43.7 (0.5)						
	Montenegro	6.7 (0.01)	0.0 c	0.1 (0.0)	31.6 (0.8)	66.6 (0.6)	1.7 (0.4)	0.6 (0.2)	1.1 (0.4)	0.5 (0.1)	1.8 (0.5)						
	Panama	5.7 (0.02)	0.0 c	42.2 (1.8)	44.7 (1.8)	11.9 (1.0)	1.2 (0.2)	17.6 (1.9)	21.8 (2.1)	6.5 (0.9)	31.8 (2.7)						
	Peru	6.0 (0.01)	2.3 (0.2)	18.1 (0.6)	61.7 (0.7)	15.8 (0.6)	2.1 (0.3)	20.6 (1.0)	11.6 (0.8)	3.1 (0.3)	28.1 (1.2)						
	Katar	6.2 (0.02)	6.0 (0.2)	18.5 (0.4)	51.1 (0.5)	17.5 (0.4)	6.8 (0.3)	8.7 (0.3)	7.7 (0.3)	4.1 (0.2)	14.8 (0.3)						
	Rumänien	6.9 (0.01)	0.0 (0.0)	0.1 (0.0)	12.2 (0.5)	80.9 (0.9)	6.9 (0.8)	2.3 (0.4)	2.7 (0.5)	0.0 c	4.2 (0.7)						
	Russ. Föderation	6.7 (0.01)	0.0 (0.0)	0.7 (0.1)	29.3 (1.1)	65.5 (1.2)	4.5 (0.4)	2.3 (0.3)	1.3 (0.3)	0.0 c	3.2 (0.5)						
	Serbien	6.9 (0.01)	0.0 c	0.0 c	10.3 (0.5)	86.9 (0.5)	2.8 (0.3)	0.4 (0.1)	1.5 (0.4)	0.4 (0.1)	2.0 (0.5)						
	Shanghai (China)	6.8 (0.01)	0.9 (0.1)	3.2 (0.3)	28.2 (0.9)	53.1 (0.9)	14.6 (0.6)	4.4 (0.6)	3.5 (0.5)	0.2 (0.1)	7.5 (0.7)						
	Singapur	6.7 (0.01)	0.6 (0.1)	1.9 (0.2)	27.2 (0.8)	68.3 (0.9)	2.0 (0.2)	2.3 (0.2)	1.7 (0.2)	2.1 (0.2)	5.4 (0.3)						
	Chinesisch Taipeh	6.9 (0.01)	0.0 c	0.0 c	25.0 (0.9)	58.5 (0.9)	16.6 (0.7)	0.9 (0.1)	0.9 (0.1)	0.5 (0.1)	1.6 (0.2)						
	Thailand	6.4 (0.01)	0.0 c	1.4 (0.3)	58.1 (1.1)	36.7 (1.2)	3.8 (0.4)	2.3 (0.2)	1.3 (0.2)	0.2 (0.1)	3.5 (0.3)						
	Trinidad und Tobago	5.2 (0.02)	16.2 (0.5)	63.0 (0.8)	13.0 (0.6)	3.9 (0.3)	3.9 (0.3)	27.4 (0.6)	3.1 (0.3)	1.3 (0.2)	28.8 (0.6)						
	Tunesien	5.9 (0.01)	0.0 c	10.6 (0.6)	84.5 (0.7)	4.9 (0.4)	0.0 c	23.2 (1.2)	32.8 (1.1)	3.3 (0.4)	43.2 (1.2)						
	Uruguay	5.9 (0.01)	1.3 (0.2)	11.7 (0.6)	79.2 (0.7)	7.4 (0.4)	0.3 (0.1)	21.3 (0.9)	25.8 (0.9)	0.7 (0.1)	38.0 (1.1)						

StatLink <http://dx.doi.org/10.1787/888932343285>

[Teil 2/2]
 Vertikale Differenzierung der Schulsysteme

Tabelle IV.3.1 Auf Grundlage der Schülerangaben


	Prozentsatz der Schüler in:						Prozentsatz der Schüler, die eingeschrieben sind in der:				
	Klassenstufen unter der Regelklassenstufe		der Regelklassenstufe		einer Klassenstufe über der Regelklassenstufe		Sekundarstufe I (ISCED 2)		Sekundarstufe II (ISCED 3)		
	%	S.E.	%	S.E.	%	S.E.	%	S.E.	%	S.E.	
OECD-Länder	Australien	10.5	(0.6)	70.8	(0.6)	18.6	(0.6)	81.4	(0.7)	18.6	(0.7)
	Österreich	49.2	(1.0)	50.7	(1.0)	0.0	(0.0)	6.8	(1.1)	93.2	(1.1)
	Belgien	37.9	(0.8)	60.8	(0.7)	1.2	(0.1)	8.9	(0.6)	91.1	(0.6)
	Kanada	14.8	(0.5)	84.1	(0.5)	1.1	(0.1)	14.8	(0.5)	85.2	(0.5)
	Chile	25.4	(1.0)	69.4	(1.0)	5.2	(0.3)	4.9	(0.6)	95.1	(0.6)
	Tschech. Rep.	4.4	(0.3)	48.9	(1.0)	46.7	(1.1)	53.8	(1.1)	46.2	(1.1)
	Dänemark	14.8	(0.6)	83.5	(0.8)	1.7	(0.5)	99.1	(0.5)	0.9	(0.5)
	Estland	25.7	(0.8)	72.4	(0.9)	1.9	(0.2)	98.1	(0.2)	1.9	(0.2)
	Finnland	12.3	(0.5)	87.3	(0.5)	0.4	(0.1)	99.6	(0.1)	0.4	(0.1)
	Frankreich	39.2	(1.5)	56.6	(1.5)	4.1	(0.7)	36.8	(1.4)	63.2	(1.4)
	Deutschland	12.2	(0.5)	54.8	(0.8)	33.0	(0.8)	96.6	(0.4)	3.4	(0.4)
	Griechenland	7.3	(1.0)	92.7	(1.0)	0.0	c	7.3	(1.0)	92.7	(1.0)
	Ungarn	10.4	(1.6)	67.1	(1.4)	22.5	(0.9)	10.4	(1.6)	89.6	(1.6)
	Island	0.0	(0.0)	98.3	(0.1)	1.7	(0.1)	98.3	(0.1)	1.7	(0.1)
	Irland	2.5	(0.3)	59.1	(1.0)	38.4	(1.0)	61.6	(1.0)	38.4	(1.0)
	Israel	18.2	(1.0)	81.3	(1.0)	0.6	(0.2)	14.4	(1.1)	85.6	(1.1)
	Italien	18.4	(0.5)	78.4	(0.6)	3.2	(0.3)	1.5	(0.3)	98.5	(0.3)
	Japan	0.0	c	100.0	(0.0)	0.0	c	0.0	c	100.0	(0.0)
	Korea	4.2	(0.9)	95.1	(0.9)	0.7	(0.1)	4.2	(0.9)	95.8	(0.9)
	Luxemburg	12.2	(0.2)	51.6	(0.3)	36.2	(0.2)	61.8	(0.2)	38.2	(0.2)
	Mexiko	43.7	(0.9)	55.6	(0.9)	0.7	(0.2)	43.5	(1.0)	56.5	(1.0)
	Niederlande	49.0	(1.2)	50.5	(1.1)	0.5	(0.1)	74.5	(1.9)	25.5	(1.9)
	Neuseeland	5.9	(0.4)	88.8	(0.5)	5.3	(0.3)	5.9	(0.4)	94.1	(0.4)
	Norwegen	0.5	(0.1)	99.3	(0.2)	0.2	(0.1)	99.8	(0.1)	0.2	(0.1)
	Polen	5.5	(0.5)	93.6	(0.6)	0.9	(0.3)	99.1	(0.3)	0.9	(0.3)
	Portugal	39.2	(2.2)	60.4	(2.2)	0.4	(0.1)	43.6	(2.1)	56.4	(2.1)
	Slowak. Rep.	39.3	(1.4)	56.9	(1.6)	3.8	(0.8)	38.7	(1.4)	61.3	(1.4)
	Slowenien	3.1	(0.8)	90.7	(0.7)	6.2	(0.2)	3.1	(0.8)	96.9	(0.8)
Spanien	36.6	(0.7)	63.4	(0.7)	0.0	(0.0)	100.0	(0.0)	0.0	(0.0)	
Schweden	3.3	(0.3)	95.1	(0.6)	1.6	(0.5)	98.4	(0.5)	1.6	(0.5)	
Schweiz	16.1	(1.0)	61.7	(1.3)	22.2	(1.1)	79.3	(1.1)	20.7	(1.1)	
Türkei	29.4	(1.5)	66.6	(1.5)	4.0	(0.3)	4.2	(0.9)	95.8	(0.9)	
Ver. Königreich	1.2	(0.1)	98.0	(0.1)	0.8	(0.0)	0.1	(0.1)	99.9	(0.1)	
Ver. Staaten	11.0	(0.8)	68.5	(1.0)	20.4	(0.7)	11.0	(0.8)	89.0	(0.8)	
OECD-Durchschnitt	17.7	(0.2)	73.9	(0.0)	8.4	(0.1)	45.9	(0.2)	54.1	(0.2)	
Partnerländer	Albanien	2.5	(0.4)	50.9	(2.0)	46.6	(2.0)	53.4	(2.0)	46.6	(2.0)
	Argentinien	38.0	(2.2)	57.8	(2.1)	4.3	(0.5)	38.7	(2.1)	61.3	(2.1)
	Aserbaidshan	5.9	(0.5)	49.4	(1.3)	44.7	(1.3)	55.3	(1.3)	44.7	(1.3)
	Brasilien	24.8	(0.9)	37.5	(0.8)	37.8	(0.9)	24.8	(0.9)	75.2	(0.9)
	Bulgarien	7.5	(0.7)	88.7	(0.9)	3.8	(0.6)	7.2	(0.7)	92.8	(0.7)
	Kolumbien	36.8	(1.4)	42.3	(1.0)	21.0	(1.0)	36.8	(1.4)	63.2	(1.4)
	Kroatien	0.2	(0.2)	77.5	(0.4)	22.3	(0.4)	0.2	(0.2)	99.8	(0.2)
	Dubai (VAE)	19.3	(0.4)	56.9	(0.5)	23.8	(0.4)	19.3	(0.4)	80.7	(0.4)
	Hongkong (China)	34.0	(0.9)	65.9	(0.9)	0.1	(0.0)	34.0	(0.9)	66.0	(0.9)
	Indonesien	8.0	(1.0)	46.0	(3.1)	46.0	(3.5)	54.0	(3.5)	46.0	(3.5)
	Jordanien	8.4	(0.6)	91.6	(0.6)	0.0	c	100.0	(0.0)	0.0	c
	Kasachstan	6.9	(0.5)	73.3	(1.9)	19.8	(2.1)	80.2	(2.1)	19.8	(2.1)
	Kirgisistan	8.1	(0.5)	71.4	(1.3)	20.5	(1.5)	79.5	(1.5)	20.5	(1.5)
	Lettland	18.1	(0.8)	79.4	(0.9)	2.5	(0.4)	97.0	(0.5)	3.0	(0.5)
	Liechtenstein	18.3	(1.1)	71.3	(0.8)	10.4	(1.0)	94.0	(0.9)	6.0	(0.9)
	Litauen	10.7	(0.9)	80.9	(0.8)	8.4	(0.6)	100.0	(0.0)	0.0	(0.0)
	Macau (China)	60.8	(0.1)	38.7	(0.1)	0.5	(0.1)	60.8	(0.1)	39.2	(0.1)
	Montenegro	2.5	(1.7)	82.7	(1.5)	14.8	(0.3)	2.5	(1.7)	97.5	(1.7)
	Panama	44.1	(4.6)	49.8	(4.5)	6.1	(1.4)	44.1	(4.6)	55.9	(4.6)
	Peru	30.0	(1.3)	44.6	(1.1)	25.4	(0.8)	30.3	(1.4)	69.7	(1.4)
	Katar	18.8	(0.1)	62.6	(0.2)	18.6	(0.2)	18.8	(0.1)	81.2	(0.1)
	Rumänien	7.2	(1.0)	88.6	(1.1)	4.3	(0.6)	100.0	(0.0)	0.0	c
	Russ. Föderation	11.0	(0.8)	60.1	(1.8)	29.0	(1.7)	71.0	(1.7)	29.0	(1.7)
	Serbien	2.3	(0.6)	96.0	(0.6)	1.7	(0.2)	2.3	(0.6)	97.7	(0.6)
	Shanghai (China)	42.5	(0.8)	57.1	(0.9)	0.4	(0.2)	42.2	(0.8)	57.8	(0.8)
	Singapur	38.4	(0.3)	61.6	(0.3)	0.0	(0.0)	3.6	(0.2)	96.4	(0.2)
	Chinesisch Taipeh	34.5	(0.9)	65.5	(0.9)	0.0	(0.0)	34.5	(0.9)	65.5	(0.9)
	Thailand	23.8	(1.1)	73.5	(1.1)	2.7	(0.4)	23.8	(1.1)	76.2	(1.1)
Trinidad und Tobago	36.2	(0.3)	56.1	(0.4)	7.7	(0.3)	36.2	(0.3)	63.8	(0.3)	
Tunesien	43.7	(1.4)	50.9	(1.4)	5.4	(0.4)	43.7	(1.4)	56.3	(1.4)	
Uruguay	39.2	(1.2)	56.2	(1.1)	4.6	(0.4)	39.2	(1.2)	60.8	(1.2)	


 [Teil 1/1]
 Tabelle IV.3.2a Horizontale Differenzierung der Schulsysteme

	Zahl an Schultypen oder verschiedenen Bildungsgängen, die 15-Jährigen offenstehen	Alter der ersten Selektion im Bildungssystem	
OECD-Länder	Australien ^a	1	16.0
	Österreich ^a	4	10.0
	Belgien ^a	4	12.0
	Kanada ^a	1	16.0
	Chile ^a	1	16.0
	Tschech. Rep. ^a	5	11.0
	Dänemark ^a	1	16.0
	Estland ^a	1	15.0
	Finnland ^a	1	16.0
	Frankreich	w	w
	Deutschland ^a	4	10.0
	Griechenland ^a	2	15.0
	Ungarn ^a	3	11.0
	Island ^a	1	16.0
	Irland ^a	4	15.0
	Israel ^a	2	15.0
	Italien ^a	3	14.0
	Japan ^a	2	15.0
	Korea ^a	3	14.0
	Luxemburg ^a	4	13.0
	Mexiko ^a	3	15.0
	Niederlande ^a	7	12.0
	Neuseeland ^a	1	16.0
	Norwegen ^a	1	16.0
	Polen ^a	1	16.0
	Portugal ^a	3	15.0
	Slowak. Rep. ^a	5	11.0
	Slowenien ^a	3	14.0
	Spanien ^a	1	16.0
	Schweden ^a	1	16.0
	Schweiz ^a	4	12.0
	Türkei ^a	3	11.0
Ver. Königreich ^a	1	16.0	
Ver. Staaten ^a	1	16.0	
OECD-Durchschnitt	2.5	14.0	
Partnerländer	Albanien	m	m
	Argentinien ^b	3	15.0
	Aserbaidzhan ^a	2	15.0
	Brasilien ^a	1	17.0
	Bulgarien ^b	3	13.0
	Kolumbien ^b	2	15.0
	Kroatien ^b	5	14-15
	Dubai (VAE) ^b	3	15.0
	Hongkong (China) ^b	2	15.0
	Indonesien ^a	1	15.0
	Jordanien ^a	1	16.0
	Kasachstan	m	m
	Kirgistan ^b	4	14-15
	Lettland ^b	1	16.0
	Liechtenstein ^a	3	11.0
	Litauen ^b	2	14-15
	Macau (China) ^b	1	16.0
	Montenegro ^b	3	15.0
	Panama ^b	m	15-16
	Peru	m	m
	Katar ^b	4	15.0
	Rumänien ^a	3	14.0
	Russ. Föderation ^a	3	14.5
	Serbien	m	m
	Shanghai (China) ^b	4	14.0
	Singapur ^b	4	12.0
	Chinesisch Taipeh ^b	3	15.0
	Thailand ^b	2	15.0
Trinidad und Tobago ^b	4	11.0	
Tunesien ^a	1	16.0	
Uruguay ^a	1	12.0	

Quelle: a. PISA 2006: Naturwissenschaftliche Kompetenzen für die Welt von morgen (OECD, 2007).

b. PISA-Systemdatensammlung 2010.

 StatLink  <http://dx.doi.org/10.1787/888932343285>

[Teil 1/3]
Aufnahmeregelungen der Schulen
Auf Grundlage der Angaben der Schulleitungen

Tabelle IV.3.2b

		Prozentsatz der Schüler in Schulen, deren Leitung angibt, folgende Faktoren bei der Aufnahme von Schülern an ihrer Schule „nie“, „manchmal“ oder „immer“ zu berücksichtigen																		
		Wohnsitz/Wohnort (Schuleinzugsgebiet, Schulsprengel)				Bisherige Schulleistungen				Empfehlung der letzten Schule										
		Nie		Manchmal		Immer		Nie		Manchmal		Immer		Nie		Manchmal		Immer		
		%	S.E.	%	S.E.	%	S.E.	%	S.E.	%	S.E.	%	S.E.	%	S.E.	%	S.E.	%	S.E.	
OECD-Länder	Australien	32.7	(2.0)	22.1	(2.4)	45.2	(2.5)	39.6	(2.7)	36.9	(2.7)	23.5	(2.7)	26.6	(2.5)	48.0	(2.7)	25.3	(2.5)	
	Österreich	49.1	(4.2)	19.5	(3.5)	31.5	(3.2)	26.0	(1.7)	12.6	(2.3)	61.4	(2.7)	64.1	(3.7)	31.4	(3.7)	4.5	(1.9)	
	Belgien	86.2	(2.1)	11.6	(2.1)	2.3	(0.9)	48.1	(3.1)	36.9	(2.8)	15.0	(2.3)	58.0	(3.7)	38.8	(3.6)	3.3	(1.2)	
	Kanada	12.2	(1.1)	14.8	(1.4)	73.0	(1.6)	46.6	(2.3)	37.6	(2.1)	15.8	(1.5)	31.3	(2.1)	46.8	(2.3)	21.9	(1.6)	
	Chile	78.1	(3.6)	17.8	(3.3)	4.1	(1.6)	29.9	(3.3)	36.4	(4.0)	33.7	(3.6)	40.2	(4.2)	45.4	(4.2)	14.4	(2.5)	
	Tschech. Rep.	67.1	(2.8)	19.9	(2.7)	13.0	(2.3)	31.4	(2.8)	16.4	(2.7)	52.2	(2.4)	47.5	(3.8)	42.8	(4.0)	9.6	(2.2)	
	Dänemark	32.3	(2.8)	18.0	(2.2)	49.7	(2.9)	76.0	(3.2)	21.4	(3.0)	2.6	(1.1)	58.5	(3.2)	38.1	(3.2)	3.4	(1.2)	
	Estland	22.8	(3.3)	20.0	(2.9)	57.3	(3.2)	27.0	(2.6)	46.0	(3.2)	27.0	(2.7)	45.1	(3.6)	49.8	(3.7)	5.1	(1.7)	
	Finnland	19.3	(2.8)	6.5	(2.0)	74.2	(3.4)	82.2	(3.2)	16.8	(3.2)	0.9	(0.8)	73.1	(3.6)	23.9	(3.4)	3.0	(1.3)	
	Frankreich	w	w	w	w	w	w	w	w	w	w	w	w	w	w	w	w	w	w	w
	Deutschland	19.3	(2.7)	20.2	(2.8)	60.5	(3.5)	23.2	(2.2)	33.7	(3.1)	43.1	(2.9)	21.5	(2.5)	14.5	(2.5)	63.9	(3.0)	
	Griechenland	16.6	(3.1)	12.8	(2.8)	70.7	(3.7)	72.8	(3.1)	23.7	(3.2)	3.5	(1.0)	66.6	(3.4)	30.5	(3.5)	3.0	(1.2)	
	Ungarn	74.2	(3.3)	16.4	(2.8)	9.5	(2.2)	9.5	(2.0)	4.1	(1.2)	86.4	(2.1)	51.4	(4.0)	43.8	(4.2)	4.8	(1.7)	
	Island	12.5	(0.2)	23.1	(0.2)	64.4	(0.2)	92.0	(0.1)	8.0	(0.1)	0.0	c	67.9	(0.2)	29.0	(0.2)	3.1	(0.1)	
	Irland	49.4	(4.5)	18.5	(3.4)	32.1	(4.0)	76.5	(3.9)	13.3	(3.0)	10.2	(2.8)	50.1	(4.3)	29.2	(3.9)	20.7	(3.7)	
	Israel	52.0	(3.6)	18.7	(2.7)	29.2	(3.0)	21.9	(3.1)	31.1	(3.7)	47.0	(3.8)	19.7	(2.6)	47.5	(3.9)	32.7	(4.0)	
	Italien	49.5	(2.0)	21.2	(1.7)	29.3	(1.9)	44.6	(1.8)	23.6	(1.8)	31.8	(1.9)	37.5	(1.9)	35.8	(2.0)	26.7	(1.8)	
	Japan	61.9	(3.0)	16.6	(2.8)	21.5	(2.7)	1.1	(0.8)	10.9	(2.1)	88.0	(2.3)	31.6	(3.4)	47.3	(3.6)	21.1	(3.1)	
	Korea	72.2	(3.7)	14.7	(3.3)	13.1	(2.3)	38.7	(3.4)	11.3	(2.8)	50.0	(3.9)	70.1	(3.4)	21.1	(3.0)	8.8	(2.1)	
	Luxemburg	14.2	(0.1)	38.5	(0.1)	47.3	(0.1)	4.6	(0.0)	56.8	(0.1)	38.6	(0.1)	25.1	(0.1)	56.0	(0.1)	18.9	(0.1)	
	Mexiko	75.5	(1.4)	13.4	(1.1)	11.0	(1.3)	40.8	(2.0)	22.1	(1.6)	37.1	(1.7)	72.0	(1.6)	19.2	(1.3)	8.8	(1.2)	
	Niederlande	63.9	(4.3)	17.7	(3.7)	18.4	(3.8)	3.3	(1.3)	19.3	(3.6)	77.4	(3.8)	1.9	(1.2)	14.0	(3.1)	84.1	(3.1)	
	Neuseeland	36.3	(3.2)	13.8	(2.5)	49.9	(3.0)	57.1	(3.2)	21.8	(3.1)	21.1	(2.8)	39.6	(3.2)	38.4	(3.5)	22.0	(2.7)	
	Norwegen	19.5	(2.6)	9.3	(2.0)	71.1	(3.1)	92.6	(2.0)	5.8	(1.8)	1.6	(0.9)	75.2	(3.4)	18.9	(3.0)	5.9	(2.0)	
	Polen	11.9	(2.3)	7.5	(1.9)	80.5	(2.7)	50.9	(3.1)	34.3	(3.5)	14.8	(2.3)	43.5	(3.8)	52.0	(3.9)	4.5	(1.4)	
	Portugal	22.0	(3.6)	21.3	(3.2)	56.7	(3.6)	84.3	(2.4)	14.7	(2.4)	1.0	(0.7)	76.3	(3.2)	23.4	(3.2)	0.3	(0.2)	
	Slowak. Rep.	73.2	(2.6)	10.1	(2.2)	16.7	(2.1)	27.1	(2.4)	14.6	(2.9)	58.3	(2.7)	42.8	(4.1)	41.5	(4.0)	15.6	(3.0)	
	Slowenien	75.5	(0.6)	15.5	(0.3)	9.0	(0.7)	32.2	(0.5)	43.5	(0.4)	24.3	(0.2)	54.7	(0.4)	38.4	(0.4)	6.9	(0.1)	
	Spanien	21.9	(1.9)	12.3	(1.9)	65.8	(2.6)	88.9	(1.6)	9.9	(1.6)	1.1	(0.6)	84.3	(1.9)	13.9	(1.9)	1.8	(0.6)	
	Schweden	45.6	(3.7)	5.6	(1.8)	48.8	(3.6)	95.2	(1.4)	3.0	(1.2)	1.8	(0.7)	78.6	(3.3)	19.5	(3.1)	1.9	(1.1)	
	Schweiz	12.6	(2.3)	12.1	(2.2)	75.3	(2.7)	30.0	(2.8)	9.4	(1.4)	60.6	(2.8)	35.0	(2.9)	28.0	(3.3)	37.0	(2.8)	
	Türkei	42.3	(3.6)	13.9	(2.5)	43.8	(3.3)	34.1	(3.7)	33.2	(3.9)	32.7	(3.5)	33.5	(4.3)	50.1	(3.9)	16.4	(3.4)	
	Ver. Königreich	21.3	(2.5)	23.7	(3.0)	55.0	(2.8)	80.4	(2.3)	7.7	(2.0)	11.8	(1.8)	67.7	(2.9)	21.4	(2.8)	10.9	(1.9)	
Ver. Staaten	13.6	(2.1)	8.9	(2.0)	77.6	(2.7)	54.6	(3.4)	22.5	(3.0)	22.9	(2.8)	56.4	(3.7)	24.5	(3.6)	19.2	(3.0)		
OECD-Durchschnitt	41.1	(0.5)	16.2	(0.4)	42.6	(0.5)	47.4	(0.4)	22.4	(0.5)	30.2	(0.4)	49.9	(0.5)	34.0	(0.6)	16.1	(0.4)		
Partnerländer	Albanien	33.1	(3.3)	25.1	(3.3)	41.8	(3.6)	41.4	(4.1)	28.3	(3.5)	30.3	(4.1)	25.2	(3.3)	31.9	(3.7)	42.9	(3.6)	
	Argentinien	71.1	(4.2)	17.6	(3.1)	11.3	(2.9)	62.8	(3.5)	17.7	(2.8)	19.4	(3.0)	59.8	(3.6)	34.7	(3.6)	5.6	(2.1)	
	Aserbaidschan	23.7	(3.7)	12.8	(3.4)	63.5	(4.6)	22.3	(3.7)	34.6	(3.8)	43.1	(4.5)	16.9	(3.3)	31.4	(4.2)	51.8	(5.1)	
	Brasilien	43.0	(2.5)	25.8	(2.3)	31.2	(2.8)	80.2	(2.1)	12.2	(1.9)	7.6	(1.1)	66.8	(2.6)	27.5	(2.4)	5.7	(1.2)	
	Bulgarien	55.6	(4.4)	25.6	(4.0)	18.8	(3.8)	7.9	(1.7)	15.8	(2.5)	76.3	(2.9)	67.0	(4.8)	30.8	(4.6)	2.2	(1.3)	
	Kolumbien	53.5	(4.3)	30.2	(4.1)	16.3	(2.3)	34.8	(4.0)	34.2	(4.1)	31.0	(3.6)	42.8	(4.2)	43.4	(3.8)	13.8	(3.1)	
	Kroatien	66.4	(3.7)	24.0	(3.2)	9.7	(2.4)	0.8	(0.0)	5.7	(1.8)	93.5	(1.8)	49.8	(3.8)	45.1	(4.0)	5.0	(1.8)	
	Dubai (VAE)	41.0	(0.1)	36.0	(0.1)	22.9	(0.1)	2.6	(0.0)	26.3	(0.1)	71.1	(0.1)	23.5	(0.1)	40.8	(0.1)	35.8	(0.1)	
	Hongkong (China)	67.5	(4.0)	31.7	(4.1)	0.7	(0.7)	1.5	(1.0)	16.7	(2.7)	81.8	(2.9)	5.0	(1.5)	77.9	(3.5)	17.1	(3.2)	
	Indonesien	47.8	(3.8)	30.2	(4.2)	22.1	(3.3)	18.1	(3.0)	21.5	(3.0)	60.4	(3.8)	45.9	(4.0)	21.3	(3.4)	32.8	(4.0)	
	Jordanien	16.4	(3.0)	32.5	(3.8)	51.1	(3.8)	33.0	(3.8)	43.2	(4.1)	23.7	(3.1)	35.0	(3.2)	43.2	(4.0)	21.8	(3.3)	
	Kasachstan	29.7	(3.5)	20.1	(3.0)	50.2	(3.9)	39.7	(3.5)	30.6	(3.4)	29.7	(3.3)	41.2	(3.7)	39.1	(3.6)	19.7	(2.7)	
	Kirgisistan	29.1	(3.6)	18.6	(3.3)	52.3	(4.1)	26.0	(3.6)	23.6	(3.4)	50.4	(3.6)	26.5	(3.5)	37.2	(3.7)	36.3	(3.9)	
	Lettland	62.4	(3.4)	17.4	(2.8)	20.2	(2.6)	50.0	(2.9)	25.9	(3.1)	24.2	(2.9)	67.5	(3.3)	29.4	(3.3)	3.1	(1.2)	
	Liechtenstein	36.3	(0.1)	0.0	c	63.7	(0.1)	21.2	(0.4)	10.0	(0.2)	68.7	(0.4)	6.0	(0.3)	19.4	(0.4)	74.5	(0.5)	
	Litauen	25.0	(2.7)	29.4	(3.3)	45.6	(3.3)	51.1	(3.2)	37.8	(3.7)	11.1	(2.3)	59.8	(3.8)	36.5	(3.8)	3.7	(1.0)	
	Macau (China)	81.7	(0.0)	12.5	(0.0)	5.8	(0.0)	7.7	(0.0)	27.4	(0.0)	64.9	(0.0)	10.3	(0.0)	45.8	(0.0)	44.0	(0.0)	
	Montenegro	69.8	(1.3)	21.4	(0.4)	8.8	(1.6)	29.0	(0.6)	17.0	(0.3)	54.0	(0.8)	47.0	(0.9)	36.8	(0.6)	16.2	(0.4)	
	Panama	56.0	(4.3)	23.4	(5.0)	20.7	(4.7)	39.7	(5.4)	23.7	(3.8)	36.6	(4.7)	31.3	(4.8)	42.1	(4.7)	26.6	(4.5)	
	Peru	60.0	(3.3)	27.0	(3.2)	13.0	(1.9)	56.3	(3.5)	24.6	(3.2)	19.1	(2.8)	69.1	(3.3)	24.0	(3.3)	6.9	(1.9)	
	Katar	26.8	(0.1)	27.5	(0.1)	45.6	(0.1)	30.1	(0.1)	26.2	(0.1)	43.7	(0.1)	46.0	(0.1)	39.1	(0.1)	14.8	(0.1)	
	Rumänien	60.2	(4.0)	25.2	(3.6)	14.6	(2.7)	22.6	(3.5)	21.3	(3.1)	56.0	(3.4)	51.9	(4.2)	40.3	(4.4)	7.7	(2.2)	
	Russ. Föderation	42.3	(2.9)	30.3	(3.9)	27.5	(5.5)	58.1	(3.5)	26.7	(2.9)	15.3	(2.6)	47.4	(3.5)	38.5	(3.9)	14.1	(2.5)	
	Serbien	60.0	(3.5)	34.9	(3.7)	5.1	(1.5)	4.2	(1.4)	12.2	(2.4)	83.5	(2.7)	44.1	(4.4)	47.5	(4.8)	8.3	(2.7)	
	Shanghai (China)	25.4	(3.2)	33.4	(3.2)	41.2	(3.0)	20.0	(2.3)	26.2	(3.1)	53.9	(3.4)	25.4	(3.3)	61.8	(3.6)	12.8	(2.9)	
	Singapur	33.9	(0.6)	40.0	(0.8)	26.1	(0.3)	1.2	(0.0)	16.9	(0.2)	81.9	(0.2)	44.5	(0.6)	43.2	(0.8)	12.3	(0.3)	
	Chinesisch Taipeh	31.1	(3.9)	28.3	(3.9)	40.7	(4.1)	25.1	(2.8)	28.0	(3.4)	47.0	(3.2)	36.7	(3.8)	49.0	(3.8)	14.3	(2.9)	
	Thailand	33.4	(3.6)	28.5	(3.5)	38.0	(3.5)	14.6	(2.2)	31.6	(3.7)	53.9	(3.6)	13.1	(2.9)	24.4	(3.5)	62.5	(3.8)	
	Trinidad und Tobago	23.3	(0.2)	60.3	(0.3)	16.4	(0.3)	8.2	(0.2)	34.6	(0.3)	57.2	(0.3)							



[Teil 2/3]

Aufnahmeregelungen der Schulen

Tabelle IV.3.2b **Auf Grundlage der Angaben der Schulleitungen**

		Prozentsatz der Schüler in Schulen, deren Leitung angibt, folgende Faktoren bei der Aufnahme von Schülern an ihrer Schule „nie“, „manchmal“ oder „immer“ zu berücksichtigen																		
		Elterliche Unterstützung der pädagogischen oder religiösen Orientierung der Schüler				Besondere Bedürfnisse oder Interessen von Schülern an einem Bildungsgang				Bevorzugung von Familienmitgliedern derzeitiger oder ehemaliger Schüler										
		Nie		Manchmal		Immer		Nie		Manchmal		Immer		Nie		Manchmal		Immer		
		%	S.E.	%	S.E.	%	S.E.	%	S.E.	%	S.E.	%	S.E.	%	S.E.	%	S.E.	%	S.E.	
OECD-Länder	Australien	47.3	(2.4)	22.4	(2.4)	30.4	(1.9)	25.1	(2.6)	61.2	(2.6)	13.7	(2.1)	23.3	(2.2)	33.6	(2.3)	43.1	(2.4)	
	Österreich	82.5	(2.7)	12.4	(2.3)	5.1	(1.6)	29.4	(3.8)	30.4	(3.8)	40.2	(3.7)	47.6	(3.6)	31.3	(3.0)	21.2	(3.0)	
	Belgien	44.6	(3.3)	20.3	(2.5)	35.1	(3.1)	47.4	(3.3)	37.6	(3.1)	15.0	(2.1)	52.8	(2.6)	31.1	(2.8)	16.1	(2.0)	
	Kanada	63.2	(2.2)	22.4	(2.1)	14.4	(1.5)	15.5	(1.5)	66.2	(2.2)	18.3	(2.1)	53.8	(2.0)	33.7	(1.9)	12.5	(1.2)	
	Chile	68.4	(3.2)	14.7	(3.0)	16.9	(2.7)	46.6	(4.2)	30.3	(3.7)	23.1	(3.1)	33.0	(4.0)	44.0	(4.2)	23.0	(3.6)	
	Tschech. Rep.	73.8	(3.4)	9.3	(2.6)	17.0	(2.6)	36.6	(3.1)	45.6	(3.1)	17.7	(2.8)	17.7	(2.8)	12.2	(2.4)	5.6	(1.8)	
	Dänemark	60.4	(3.7)	26.7	(3.1)	12.8	(2.4)	45.2	(3.7)	46.2	(3.8)	8.6	(1.6)	40.3	(2.9)	41.0	(3.2)	18.7	(2.8)	
	Estland	59.2	(3.6)	22.8	(3.1)	17.9	(2.9)	18.1	(2.8)	65.0	(3.4)	16.9	(2.7)	52.4	(2.9)	34.2	(3.1)	13.3	(2.5)	
	Finnland	82.1	(2.8)	16.6	(2.8)	1.3	(0.9)	47.7	(3.2)	44.8	(3.5)	7.5	(2.0)	72.9	(3.0)	24.4	(3.1)	2.7	(1.1)	
	Frankreich	w	w	w	w	w	w	w	w	w	w	w	w	w	w	w	w	w	w	w
	Deutschland	84.6	(2.6)	10.7	(2.2)	4.7	(1.5)	31.3	(3.3)	43.2	(3.3)	25.5	(3.2)	57.2	(2.8)	30.0	(2.8)	12.8	(2.4)	
	Griechenland	86.3	(2.7)	6.4	(1.9)	7.3	(2.0)	53.7	(3.6)	32.5	(3.7)	13.8	(3.0)	39.2	(3.7)	39.1	(3.6)	21.7	(3.1)	
	Ungarn	58.2	(4.2)	17.6	(3.1)	24.2	(3.5)	10.2	(2.4)	11.6	(2.6)	78.1	(3.4)	34.4	(3.7)	57.3	(4.2)	8.3	(2.2)	
	Island	88.0	(0.1)	11.5	(0.1)	0.6	(0.1)	60.7	(0.2)	37.7	(0.2)	1.6	(0.1)	95.4	(0.1)	4.6	(0.1)	0.0	c	
	Irland	47.0	(4.8)	26.4	(4.2)	26.6	(3.9)	44.1	(4.4)	45.0	(4.4)	10.9	(2.8)	30.4	(3.6)	15.9	(3.2)	53.7	(3.9)	
	Israel	48.4	(3.4)	20.6	(3.4)	31.1	(3.0)	18.7	(3.1)	54.0	(3.8)	27.3	(3.6)	56.9	(3.4)	35.2	(3.7)	7.9	(2.1)	
	Italien	46.2	(2.0)	18.4	(1.4)	35.4	(1.9)	18.0	(1.7)	31.5	(1.7)	50.5	(1.8)	31.6	(1.5)	40.7	(1.8)	27.7	(1.5)	
	Japan	77.0	(3.3)	12.7	(2.6)	10.3	(2.4)	33.0	(3.2)	40.1	(3.9)	26.9	(3.1)	81.5	(2.5)	17.0	(2.4)	1.5	(0.9)	
	Korea	83.2	(3.4)	11.4	(2.7)	5.5	(2.0)	51.6	(4.2)	29.9	(3.6)	18.5	(3.2)	76.5	(3.5)	20.0	(3.2)	3.5	(1.5)	
	Luxemburg	48.0	(0.1)	36.1	(0.1)	15.9	(0.1)	8.4	(0.1)	77.3	(0.1)	14.3	(0.1)	11.9	(0.1)	31.0	(0.1)	57.1	(0.1)	
	Mexiko	69.8	(1.8)	15.5	(1.3)	14.7	(1.4)	56.4	(1.7)	28.5	(1.6)	15.1	(1.3)	76.0	(1.7)	16.8	(1.5)	7.1	(1.1)	
	Niederlande	43.8	(5.0)	35.5	(4.6)	20.7	(3.7)	21.7	(3.8)	69.2	(4.7)	9.2	(2.7)	76.8	(3.5)	15.0	(2.9)	8.1	(2.5)	
	Neuseeland	66.6	(2.8)	13.1	(2.5)	20.3	(2.1)	34.7	(2.9)	52.5	(3.3)	12.8	(2.1)	30.6	(3.0)	34.4	(3.2)	35.0	(3.0)	
	Norwegen	95.0	(1.6)	3.6	(1.4)	1.4	(0.9)	82.8	(2.4)	13.7	(2.1)	3.5	(1.4)	69.2	(3.1)	25.5	(2.9)	5.2	(1.7)	
	Polen	76.7	(2.9)	19.5	(3.0)	3.7	(1.2)	49.8	(3.4)	39.0	(3.6)	11.2	(2.1)	84.3	(2.7)	12.6	(2.6)	3.1	(1.2)	
	Portugal	52.3	(3.9)	24.9	(3.3)	22.7	(3.1)	8.8	(1.9)	37.4	(3.6)	53.8	(3.7)	20.1	(2.8)	56.0	(3.6)	23.9	(3.2)	
	Slowak. Rep.	73.2	(3.3)	8.0	(1.8)	18.9	(3.0)	25.9	(3.7)	30.9	(3.9)	43.2	(3.9)	89.0	(2.3)	9.0	(1.8)	2.0	(1.4)	
	Slowenien	90.0	(0.2)	3.1	(0.1)	6.9	(0.1)	8.3	(0.5)	15.4	(0.4)	76.3	(0.6)	90.0	(0.3)	9.3	(0.2)	0.7	(0.3)	
	Spanien	75.9	(2.1)	13.3	(1.9)	10.8	(1.7)	51.1	(2.9)	35.3	(2.8)	13.6	(2.2)	39.4	(2.6)	28.9	(2.3)	31.7	(2.5)	
	Schweden	79.6	(3.1)	14.9	(2.9)	5.5	(1.7)	67.5	(3.6)	27.3	(3.6)	5.2	(1.8)	66.7	(3.4)	16.6	(2.8)	16.7	(2.4)	
	Schweiz	88.8	(2.2)	8.2	(1.9)	3.0	(1.2)	47.9	(2.9)	34.2	(3.4)	17.9	(2.7)	78.1	(2.8)	20.7	(2.9)	1.2	(0.4)	
	Türkei	a	a	a	a	a	a	36.7	(3.9)	40.5	(3.7)	22.8	(3.3)	65.0	(3.5)	26.1	(3.4)	8.9	(2.1)	
	Ver. Königreich	77.1	(2.8)	10.2	(1.9)	12.7	(2.3)	64.2	(3.4)	32.7	(3.3)	3.0	(1.2)	24.8	(3.0)	36.4	(3.3)	38.9	(3.5)	
	Ver. Staaten	78.7	(2.8)	11.6	(2.4)	9.7	(2.3)	40.3	(4.1)	46.7	(4.1)	12.9	(2.7)	75.0	(2.9)	20.0	(2.7)	5.0	(1.5)	
OECD-Durchschnitt	69.2	(0.5)	16.3	(0.4)	14.5	(0.4)	37.5	(0.5)	40.4	(3.0)	22.1	(0.4)	56.3	(0.5)	27.4	(0.5)	16.3	(0.4)		
Partnerländer	Albanien	71.1	(3.7)	11.5	(2.7)	17.4	(2.7)	47.6	(4.3)	33.0	(4.1)	19.4	(2.6)	40.3	(4.2)	44.3	(4.5)	15.3	(2.9)	
	Argentinien	56.9	(3.8)	7.6	(1.8)	35.5	(3.9)	37.4	(3.6)	35.7	(3.7)	26.9	(3.4)	34.3	(3.0)	17.2	(3.1)	48.4	(3.5)	
	Aserbaidschan	9.3	(2.6)	17.1	(3.2)	73.6	(3.7)	14.2	(3.5)	42.9	(4.6)	42.9	(4.6)	34.4	(4.2)	34.3	(4.0)	31.4	(3.9)	
	Brasilien	58.3	(2.5)	21.2	(2.1)	20.5	(2.2)	57.2	(2.8)	29.9	(2.8)	12.9	(1.4)	67.9	(2.6)	21.6	(2.2)	10.5	(2.0)	
	Bulgarien	14.9	(2.6)	31.4	(4.0)	53.6	(4.4)	27.8	(5.0)	49.8	(5.0)	22.4	(4.2)	63.2	(3.9)	23.1	(3.2)	13.7	(2.6)	
	Kolumbien	64.9	(4.2)	15.9	(3.4)	19.2	(3.1)	45.6	(4.5)	31.3	(4.4)	23.2	(4.1)	39.5	(4.0)	41.8	(3.7)	18.7	(3.5)	
	Kroatien	65.8	(3.6)	18.4	(2.9)	15.8	(2.6)	21.8	(3.4)	51.6	(3.9)	26.6	(3.5)	68.1	(3.5)	29.0	(3.3)	2.9	(1.2)	
	Dubai (VAE)	40.8	(0.1)	22.5	(0.1)	36.7	(0.1)	31.1	(0.1)	56.9	(0.1)	12.0	(0.1)	17.6	(0.1)	33.8	(0.2)	48.6	(0.2)	
	Hongkong (China)	35.5	(4.0)	37.6	(4.4)	26.9	(3.6)	45.6	(4.1)	44.3	(4.1)	10.0	(2.5)	23.1	(3.5)	66.6	(4.0)	10.3	(1.9)	
	Indonesien	50.6	(4.3)	14.9	(3.3)	34.5	(3.6)	28.0	(3.8)	29.7	(4.2)	42.3	(4.1)	39.9	(4.0)	43.9	(4.4)	16.1	(3.0)	
	Jordanien	49.4	(3.3)	24.4	(3.2)	26.3	(3.1)	39.2	(3.4)	39.8	(3.2)	21.0	(3.0)	50.1	(3.8)	29.1	(3.6)	20.8	(2.6)	
	Kasachstan	15.3	(2.4)	30.4	(3.5)	54.3	(3.7)	20.6	(2.6)	44.3	(3.5)	35.0	(3.4)	68.2	(3.4)	24.6	(3.1)	7.2	(1.9)	
	Kirgisistan	46.3	(4.2)	27.0	(3.6)	26.8	(3.8)	12.2	(2.6)	24.0	(3.6)	63.9	(4.1)	52.5	(4.0)	28.7	(3.7)	18.7	(3.1)	
	Lettland	83.2	(3.0)	10.5	(2.4)	6.3	(1.6)	27.7	(3.7)	40.3	(3.8)	31.9	(3.8)	57.0	(3.2)	26.0	(2.9)	17.1	(2.7)	
	Liechtenstein	90.0	(0.1)	6.8	(0.2)	3.1	(0.2)	39.6	(0.4)	60.4	(0.4)	0.0	c	74.8	(0.3)	25.2	(0.3)	0.0	c	
	Litauen	55.7	(3.6)	19.2	(2.9)	25.1	(3.4)	24.2	(3.3)	37.3	(3.6)	38.6	(3.8)	41.6	(3.0)	28.7	(3.8)	29.7	(3.4)	
	Macau (China)	33.1	(0.0)	59.1	(0.0)	7.8	(0.0)	34.4	(0.0)	65.6	(0.0)	0.0	c	9.3	(0.0)	66.2	(0.0)	24.5	(0.0)	
	Montenegro	73.7	(0.5)	13.1	(0.3)	13.1	(0.2)	26.6	(0.5)	19.5	(1.4)	53.9	(0.9)	75.1	(0.5)	23.0	(0.5)	1.9	(0.1)	
	Panama	69.4	(4.9)	16.6	(4.0)	14.0	(3.4)	44.2	(5.3)	41.3	(5.6)	14.6	(3.6)	57.9	(5.1)	23.6	(5.0)	18.5	(4.0)	
	Peru	68.9	(3.7)	14.0	(2.2)	17.1	(2.8)	50.5	(3.8)	34.6	(3.5)	14.9	(2.4)	54.0	(3.9)	30.0	(3.3)	16.0	(2.6)	
	Katar	32.1	(0.1)	24.2	(0.1)	43.6	(0.1)	37.0	(0.1)	45.9	(0.1)	17.1	(0.1)	24.8	(0.1)	31.6	(0.1)	43.6	(0.1)	
	Rumänien	56.6	(4.2)	29.4	(4.1)	14.0	(2.9)	26.9	(3.4)	38.8	(3.5)	34.4	(3.2)	65.4	(3.9)	28.9	(3.5)	5.7	(2.0)	
	Russ. Föderation	17.6	(2.7)	31.5	(3.3)	50.9	(3.5)	18.0	(2.9)	34.6	(3.7)	47.4	(4.2)	58.7	(3.8)	28.4	(3.2)	12.9	(2.5)	
	Serbien	56.0	(4.0)	29.7	(3.8)	14.3	(3.4)	5.8	(1.8)	24.5	(2.9)	69.8	(3.0)	74.9	(3.8)	23.6	(3.6)	1.4	(0.9)	
	Shanghai (China)	16.3	(2.6)	40.0	(3.8)	43.7	(3.8)	25.4	(3.2)	62.7	(4.0)	11.9	(2.6)	61.7	(4.0)	31.8	(3.5)	6.6	(2.2)	
	Singapur	53.9	(0.8)	34.7	(0.4)	11.4	(1.1)	21.1	(0.4)	69.9	(0.9)	9.1	(1.0)	45.6	(0.7)	49.0	(0.8)	5.4	(0.1)	
	Chinesisch Taipeh	35.1	(3.8)	35.9	(3.8)	29.0	(3.9)	23.9	(3.0)	39.9	(4.2)	36.3	(3.9)	51.7	(4.0)	32.4	(3.7)	15.8	(2.8)	
	Thailand	33.5	(3.5)	31.6	(3.8)	34.9	(3.6)	19.5	(2.7)	40.5	(4.1)	40.0	(3.9)	36.3	(3.2)	49.8	(3.8)	13.9	(2.8)	
Trinidad und Tobago	48.0	(0.3)	45.3	(0.3)	6.7	(0														

[Teil 3/3]
Aufnahmeregelungen der Schulen
Auf Grundlage der Angaben der Schulleitungen

Tabelle IV.3.2b

	Prozentsatz der Schüler in Schulen, deren Leitung angibt, folgende Faktoren bei der Aufnahme von Schülern an ihrer Schule „nie“, „manchmal“ oder „immer“ zu berücksichtigen						Prozentsatz der Schüler in Schulen, deren Leitung angibt, ob „die bisherigen Schulleistungen“ und die „Empfehlung der letzten Schule“ bei der Aufnahme von Schülern an ihrer Schule berücksichtigt werden					
	Sonstiges											
	Nie		Manchmal		Immer		Diese beiden Faktoren werden „nie“ berücksichtigt		Mindestens einer dieser Faktoren wird „manchmal“ berücksichtigt, aber keiner der beiden „immer“		Mindestens einer dieser beiden Faktoren wird „immer“ berücksichtigt	
	%	S.E.	%	S.E.	%	S.E.	%	S.E.	%	S.E.	%	S.E.
OECD-Länder												
Australien	43.1	(2.8)	45.7	(3.3)	11.3	(1.9)	18.4	(2.1)	48.1	(2.9)	33.5	(2.9)
Österreich	61.9	(4.5)	31.0	(3.8)	7.1	(2.7)	23.8	(1.7)	15.2	(2.4)	61.0	(2.7)
Belgien	52.9	(4.1)	40.3	(4.0)	6.8	(2.0)	38.8	(3.1)	44.4	(3.0)	16.8	(2.4)
Kanada	47.1	(2.8)	46.4	(3.2)	6.5	(1.6)	25.3	(2.0)	45.4	(2.2)	29.3	(1.6)
Chile	42.8	(5.7)	40.0	(5.9)	17.2	(3.8)	19.5	(2.9)	39.6	(3.9)	40.9	(3.8)
Tschech. Rep.	64.2	(3.2)	30.6	(3.0)	5.2	(1.4)	25.7	(3.0)	21.8	(2.8)	52.5	(2.4)
Dänemark	32.5	(3.7)	55.6	(4.1)	11.9	(2.7)	51.2	(3.6)	43.6	(3.7)	5.3	(1.5)
Estland	37.4	(5.0)	58.2	(5.0)	4.4	(2.1)	14.1	(2.6)	56.2	(3.8)	29.7	(2.9)
Finnland	51.2	(4.4)	48.0	(4.4)	0.8	(0.7)	68.3	(4.0)	27.7	(3.7)	4.0	(1.5)
Frankreich	w	w	w	w	w	w	w	w	w	w	w	w
Deutschland	51.8	(4.9)	32.2	(4.2)	16.0	(3.8)	11.3	(1.9)	16.6	(2.2)	72.2	(2.3)
Griechenland	38.5	(3.6)	57.7	(3.6)	3.9	(1.4)	57.1	(3.5)	36.7	(3.6)	6.1	(1.7)
Ungarn	49.3	(4.6)	46.6	(4.6)	4.2	(2.1)	7.1	(1.8)	6.1	(1.5)	86.9	(2.1)
Island	66.0	(0.4)	32.3	(0.3)	1.7	(0.1)	66.4	(0.2)	30.5	(0.2)	3.1	(0.1)
Irland	29.2	(4.5)	48.4	(4.5)	22.4	(3.5)	49.7	(4.4)	26.5	(3.7)	23.8	(3.8)
Israel	30.0	(4.4)	51.6	(5.0)	18.4	(4.1)	12.2	(2.4)	32.5	(3.7)	55.2	(4.0)
Italien	42.5	(2.3)	45.7	(2.4)	11.8	(1.8)	29.0	(1.8)	28.8	(2.1)	42.2	(2.0)
Japan	67.6	(3.4)	29.2	(3.2)	3.2	(1.2)	1.1	(0.8)	10.9	(2.1)	88.0	(2.3)
Korea	79.7	(3.8)	17.4	(3.4)	2.9	(1.7)	37.5	(3.4)	11.1	(2.7)	51.4	(3.8)
Luxemburg	6.2	(0.1)	78.6	(0.1)	15.1	(0.1)	1.8	(0.0)	55.4	(0.1)	42.8	(0.1)
Mexiko	62.8	(2.5)	25.3	(2.3)	11.9	(1.9)	34.3	(2.0)	24.4	(1.6)	41.3	(1.8)
Niederlande	55.9	(5.9)	43.1	(5.9)	1.0	(0.8)	0.6	(0.6)	11.0	(2.5)	88.3	(2.6)
Neuseeland	31.0	(4.7)	46.6	(5.5)	22.4	(4.6)	37.4	(3.1)	35.9	(3.5)	26.6	(3.0)
Norwegen	58.3	(3.6)	37.8	(3.5)	3.9	(1.5)	74.3	(3.4)	19.8	(3.1)	5.9	(2.0)
Polen	60.8	(4.4)	37.0	(4.4)	2.2	(0.9)	34.6	(3.1)	48.7	(3.5)	16.7	(2.5)
Portugal	33.9	(4.4)	62.3	(4.8)	3.8	(1.9)	71.1	(3.4)	27.7	(3.4)	1.3	(0.7)
Slowak. Rep.	51.6	(5.0)	40.9	(4.9)	7.5	(2.6)	18.6	(2.6)	18.5	(2.9)	62.9	(2.8)
Slowenien	69.4	(0.7)	28.1	(0.7)	2.5	(0.1)	25.2	(0.5)	46.2	(0.4)	28.6	(0.3)
Spanien	46.6	(3.0)	31.1	(3.2)	22.2	(3.3)	78.2	(1.9)	19.4	(2.0)	2.5	(0.6)
Schweden	64.5	(3.5)	25.7	(3.6)	9.8	(2.6)	77.0	(3.3)	19.3	(3.1)	3.7	(1.4)
Schweiz	68.5	(3.8)	29.5	(3.7)	2.0	(0.8)	23.2	(2.4)	11.6	(1.8)	65.2	(2.8)
Türkei	52.2	(4.0)	36.7	(4.0)	11.1	(2.4)	15.1	(2.9)	41.5	(4.1)	43.5	(4.3)
Ver. Königreich	47.9	(4.5)	38.3	(4.2)	13.7	(2.8)	63.8	(3.0)	18.8	(2.8)	17.4	(2.2)
Ver. Staaten	65.7	(5.8)	25.2	(4.9)	9.1	(4.2)	45.5	(3.6)	27.3	(3.6)	27.3	(3.0)
OECD-Durchschnitt	50.4	(0.7)	40.7	(0.7)	8.9	(0.4)	35.1	(0.5)	29.3	(0.5)	35.6	(0.4)
Partnerländer												
Albanien	44.8	(4.2)	42.8	(4.6)	12.4	(3.2)	20.0	(3.0)	26.7	(3.0)	53.2	(3.8)
Argentinien	43.3	(4.2)	40.0	(4.1)	16.7	(3.0)	49.3	(3.6)	29.9	(3.3)	20.8	(3.1)
Aserbaidschan	35.5	(5.4)	45.9	(5.6)	18.6	(4.3)	8.7	(2.2)	27.1	(4.0)	64.1	(4.5)
Brasilien	38.6	(3.2)	39.9	(3.0)	21.5	(2.9)	61.2	(2.6)	28.3	(2.4)	10.5	(1.3)
Bulgarien	42.5	(5.2)	52.5	(5.0)	5.0	(3.5)	7.0	(1.7)	16.7	(2.5)	76.3	(2.9)
Kolumbien	33.9	(5.1)	51.9	(5.5)	14.2	(3.1)	24.4	(3.3)	42.7	(3.9)	32.9	(3.7)
Kroatien	32.8	(3.7)	64.0	(3.9)	3.2	(1.6)	0.0	c	6.5	(1.8)	93.5	(1.8)
Dubai (VAE)	34.3	(0.2)	52.8	(0.2)	12.9	(0.1)	1.9	(0.0)	26.3	(0.1)	71.8	(0.1)
Hongkong (China)	46.4	(5.8)	17.9	(4.5)	35.7	(6.0)	0.0	c	16.0	(2.8)	84.0	(2.8)
Indonesien	42.0	(4.4)	44.3	(4.8)	13.7	(3.3)	11.4	(2.3)	17.7	(3.3)	70.9	(3.7)
Jordanien	39.5	(4.9)	51.2	(5.4)	9.4	(3.0)	20.3	(2.8)	45.2	(3.9)	34.5	(3.6)
Kasachstan	50.3	(4.1)	42.8	(3.9)	6.9	(2.1)	27.6	(3.0)	36.3	(3.5)	36.1	(3.6)
Kirgisistan	39.8	(5.3)	40.0	(4.8)	20.2	(4.1)	16.1	(3.0)	23.2	(3.1)	60.7	(3.7)
Lettland	43.7	(5.1)	55.4	(5.2)	0.9	(0.9)	44.4	(3.1)	30.8	(3.4)	24.8	(3.0)
Liechtenstein	83.3	(0.5)	9.9	(0.5)	6.8	(0.0)	6.0	(0.3)	13.8	(0.4)	80.2	(0.5)
Litauen	29.2	(5.8)	60.8	(6.4)	9.9	(2.7)	38.7	(3.4)	47.9	(3.8)	13.5	(2.3)
Macau (China)	31.7	(0.0)	67.3	(0.0)	1.0	(0.0)	5.4	(0.0)	20.8	(0.0)	73.8	(0.0)
Montenegro	28.0	(1.2)	64.9	(1.1)	7.1	(0.1)	15.1	(0.4)	25.6	(0.5)	59.3	(0.7)
Panama	37.6	(7.2)	55.5	(7.2)	6.9	(2.8)	18.8	(4.0)	35.2	(4.6)	46.0	(5.1)
Peru	51.3	(4.9)	35.9	(4.0)	12.8	(2.9)	47.9	(3.5)	29.1	(3.7)	23.0	(2.9)
Katar	42.8	(0.1)	46.6	(0.1)	10.6	(0.1)	24.5	(0.1)	31.7	(0.1)	43.8	(0.1)
Rumänien	39.7	(4.0)	53.2	(3.9)	7.1	(2.0)	17.0	(3.1)	26.2	(3.1)	56.7	(3.5)
Russ. Föderation	50.4	(4.2)	42.3	(4.0)	7.3	(2.5)	37.8	(3.7)	39.1	(4.0)	23.2	(2.6)
Serbien	45.3	(4.7)	51.1	(4.2)	3.6	(1.3)	2.7	(1.0)	12.9	(2.5)	84.4	(2.9)
Shanghai (China)	45.6	(4.4)	50.8	(4.5)	3.6	(1.4)	13.8	(2.5)	29.2	(3.3)	57.0	(3.2)
Singapur	47.5	(0.8)	46.0	(0.6)	6.5	(1.2)	1.2	(0.0)	14.5	(0.2)	84.3	(0.2)
Chinesisch Taipeh	46.9	(4.6)	49.1	(4.5)	4.0	(2.1)	16.9	(2.6)	29.7	(3.5)	53.3	(3.6)
Thailand	38.8	(5.6)	50.3	(6.0)	10.9	(3.5)	8.9	(2.1)	21.5	(3.1)	69.6	(3.2)
Trinidad und Tobago	24.6	(0.4)	64.9	(0.5)	10.6	(0.3)	4.3	(0.2)	34.6	(0.4)	61.2	(0.3)
Tunesien	26.2	(3.9)	72.1	(4.1)	1.7	(1.0)	27.2	(3.5)	51.3	(4.1)	21.4	(3.9)
Uruguay	52.7	(3.3)	40.1	(3.2)	7.2	(1.5)	60.7	(2.4)	29.1	(2.3)	10.2	(1.9)



[Teil 1/2]
Aufnahmeregelungen der Schule in der Sekundarstufe I und II
 Auf Grundlage der Angaben der Schulleitungen

Tabelle IV.3.2c

		Sekundarstufe I (ISCED 2)													
		Prozentsatz der Schüler in Schulen, deren Leitung angab, folgende Faktoren bei der Aufnahme von Schülern an ihrer Schule „immer“ zu berücksichtigen													
		Wohnsitz/ Wohnort (Schuleinzugs- gebiet, Schulsprengel)		Bisherige Schulleistungen		Empfehlung der letzten Schule		Elterliche Unterstützung der pädago- gischen oder religiösen Orientierung der Schule		Besondere Bedürfnisse oder Interessen von Schülern an einem Bildungsgang		Bevorzugung von Familien- mitgliedern derzeitiger oder ehemaliger Schüler		Sonstiges	
		%	S.E.	%	S.E.	%	S.E.	%	S.E.	%	S.E.	%	S.E.	%	S.E.
OECD-Länder	Australien	48.7	(2.7)	23.0	(3.0)	25.3	(2.5)	31.5	(2.3)	13.3	(2.3)	45.5	(2.6)	11.2	(2.0)
	Österreich	62.7	(10.9)	15.4	(5.4)	4.2	(1.8)	0.8	(0.4)	35.3	(11.7)	32.5	(11.8)	1.2	(0.9)
	Belgien	10.3	(5.6)	21.3	(4.5)	3.2	(1.2)	24.3	(4.6)	33.5	(7.8)	10.2	(3.4)	17.6	(7.1)
	Kanada	69.1	(2.4)	13.1	(1.6)	21.6	(1.6)	9.5	(1.2)	14.4	(2.3)	10.5	(2.3)	4.6	(1.6)
	Chile	3.2	(2.8)	8.5	(4.7)	13.5	(2.4)	6.4	(2.9)	6.1	(3.1)	34.2	(10.6)	15.9	(7.8)
	Tschech. Rep.	23.3	(4.0)	15.4	(2.4)	9.0	(2.0)	24.6	(4.3)	21.4	(3.7)	10.3	(3.3)	4.1	(1.2)
	Dänemark	49.7	(2.9)	2.0	(1.0)	3.4	(1.2)	13.0	(2.4)	8.6	(1.7)	18.9	(2.8)	11.9	(2.7)
	Estland	57.6	(3.2)	26.8	(2.7)	5.0	(1.6)	17.9	(2.9)	16.9	(2.7)	13.2	(2.5)	4.1	(2.1)
	Finnland	74.5	(3.4)	0.8	(0.8)	3.0	(1.3)	1.3	(0.9)	7.4	(2.0)	2.7	(1.1)	0.8	(0.7)
	Frankreich	w	w	w	w	w	w	w	w	w	w	w	w	w	w
	Deutschland	60.9	(3.6)	43.5	(3.0)	59.3	(2.9)	4.8	(1.6)	25.0	(3.1)	13.1	(2.4)	15.9	(3.9)
	Griechenland	88.0	(4.7)	0.0	c	2.9	(1.2)	0.0	c	9.8	(6.7)	34.2	(11.9)	6.2	(6.0)
	Ungarn	68.0	(8.8)	3.0	(2.1)	4.8	(1.7)	30.0	(9.1)	27.8	(8.4)	11.1	(5.5)	0.0	c
	Island	64.4	(0.2)	0.0	c	2.8	(0.1)	0.6	(0.1)	1.6	(0.1)	0.0	c	1.7	(0.1)
	Irland	32.9	(4.2)	11.6	(3.2)	17.9	(3.2)	26.3	(3.9)	11.5	(3.1)	53.9	(4.1)	22.0	(3.5)
	Israel	32.3	(6.6)	28.1	(6.3)	31.2	(3.8)	24.4	(4.9)	22.9	(5.5)	7.2	(3.3)	20.2	(7.1)
	Italien	33.4	(12.6)	19.6	(7.7)	26.2	(1.8)	16.3	(7.3)	27.9	(10.5)	37.8	(11.3)	0.0	c
	Japan	c	c	c	c	c	c	c	c	c	c	c	c	c	c
	Korea	24.9	(6.1)	3.4	(2.6)	8.6	(2.0)	1.1	(1.1)	11.2	(9.4)	2.3	(2.4)	0.0	c
	Luxemburg	50.3	(0.3)	37.2	(0.3)	18.9	(0.1)	17.2	(0.2)	16.6	(0.2)	55.4	(0.2)	19.1	(0.2)
	Mexiko	15.7	(2.3)	19.1	(2.1)	8.7	(1.2)	15.8	(2.5)	7.0	(1.7)	12.7	(2.1)	8.2	(3.0)
	Niederlande	18.9	(4.4)	76.0	(4.3)	82.3	(3.1)	22.0	(4.3)	10.4	(3.4)	9.0	(3.0)	1.4	(1.1)
	Neuseeland	39.8	(4.1)	21.8	(4.0)	20.9	(2.6)	23.6	(3.7)	15.4	(3.4)	34.2	(4.4)	27.1	(7.8)
	Norwegen	71.1	(3.1)	1.6	(0.9)	5.6	(1.9)	1.4	(0.9)	3.5	(1.4)	5.2	(1.7)	3.9	(1.5)
	Polen	81.3	(2.7)	14.1	(2.4)	4.5	(1.4)	3.5	(1.2)	10.5	(2.1)	2.8	(1.2)	2.3	(1.0)
	Portugal	66.7	(4.0)	1.9	(1.5)	0.3	(0.2)	15.9	(2.7)	42.1	(4.4)	18.3	(2.8)	6.2	(3.2)
	Slowak. Rep.	41.3	(4.7)	7.3	(2.8)	15.6	(3.0)	17.3	(4.4)	28.9	(4.8)	5.2	(3.6)	1.8	(1.8)
	Slowenien	86.6	(7.3)	0.0	c	6.8	(0.1)	0.0	c	17.6	(8.2)	13.4	(9.1)	3.1	(3.2)
	Spanien	65.8	(2.6)	1.1	(0.6)	1.7	(0.6)	10.9	(1.7)	13.6	(2.2)	31.7	(2.5)	22.2	(3.3)
	Schweden	49.6	(3.6)	0.6	(0.6)	1.9	(1.1)	5.6	(1.8)	4.2	(1.7)	16.9	(2.4)	9.8	(2.6)
	Schweiz	79.2	(2.6)	60.7	(3.2)	36.0	(2.8)	3.3	(1.4)	12.6	(2.3)	1.5	(0.5)	1.7	(0.8)
	Türkei	c	c	c	c	c	c	c	c	c	c	c	c	c	c
	Ver. Königreich	26.8	(15.4)	3.0	(2.6)	9.9	(1.7)	22.2	(18.9)	4.0	(3.8)	66.8	(17.7)	25.5	(22.4)
Ver. Staaten	81.9	(3.4)	17.3	(3.5)	19.0	(3.0)	7.4	(2.6)	18.2	(4.5)	6.2	(3.5)	4.8	(2.3)	
OECD-Durchschnitt	50.9	(1.0)	16.0	(0.6)	15.3	(0.4)	12.9	(0.9)	16.1	(0.9)	19.9	(1.1)	8.9	(1.1)	
Partnerländer	Albanien	43.7	(5.1)	30.0	(5.8)	42.6	(3.6)	16.1	(3.7)	13.9	(3.2)	15.4	(3.9)	12.4	(3.8)
	Argentinien	11.7	(3.6)	12.9	(3.5)	5.5	(2.1)	20.3	(3.3)	16.0	(2.9)	40.9	(4.3)	17.2	(4.4)
	Aserbaidschan	61.3	(4.9)	42.6	(4.8)	49.6	(5.0)	75.0	(3.8)	44.4	(5.0)	29.5	(4.1)	18.3	(4.5)
	Brasilien	32.8	(3.4)	6.0	(1.0)	5.5	(1.1)	14.6	(2.2)	9.9	(1.8)	8.7	(1.7)	22.7	(3.2)
	Bulgarien	47.1	(8.0)	16.9	(5.2)	2.2	(1.3)	37.9	(8.0)	22.3	(7.7)	26.0	(6.8)	6.4	(4.0)
	Kolumbien	16.2	(2.7)	27.7	(4.2)	13.5	(3.0)	14.8	(2.5)	22.0	(4.3)	19.6	(4.1)	11.4	(2.9)
	Kroatien	c	c	c	c	c	c	c	c	c	c	c	c	c	c
	Dubai (VAE)	26.8	(0.5)	58.9	(0.8)	34.8	(0.1)	32.6	(0.8)	12.0	(0.8)	48.2	(0.9)	13.9	(0.5)
	Hongkong (China)	0.7	(0.7)	78.1	(3.9)	16.8	(3.2)	27.0	(3.9)	10.9	(3.1)	13.8	(2.4)	41.3	(7.4)
	Indonesien	20.6	(3.9)	52.5	(5.3)	32.5	(4.0)	36.6	(5.0)	33.6	(4.8)	18.7	(4.1)	13.1	(4.1)
	Jordanien	51.1	(3.8)	23.7	(3.1)	21.8	(3.3)	26.3	(3.1)	21.0	(3.0)	20.8	(2.6)	9.4	(3.0)
	Kasachstan	53.1	(3.9)	25.4	(3.0)	19.7	(2.7)	51.7	(3.9)	32.4	(3.5)	5.9	(1.8)	6.4	(2.1)
	Kirgisistan	54.7	(4.3)	49.4	(3.7)	35.6	(3.8)	25.6	(3.8)	63.4	(4.1)	18.9	(3.2)	19.9	(4.0)
	Lettland	20.0	(2.7)	23.5	(3.0)	3.1	(1.2)	6.4	(1.6)	31.8	(3.9)	16.9	(2.7)	0.9	(0.9)
	Liechtenstein	67.7	(0.7)	66.7	(0.5)	74.5	(0.5)	3.3	(0.2)	0.0	c	0.0	c	7.3	(0.1)
	Litauen	45.6	(3.3)	11.1	(2.3)	3.6	(1.0)	25.1	(3.4)	38.6	(3.8)	29.7	(3.4)	9.9	(2.7)
	Macau (China)	6.4	(0.0)	67.2	(0.1)	44.0	(0.0)	9.2	(0.1)	0.0	c	25.7	(0.1)	1.3	(0.1)
	Montenegro	c	c	c	c	c	c	c	c	c	c	c	c	c	c
	Panama	22.5	(6.6)	27.9	(6.1)	25.5	(4.3)	11.1	(5.0)	19.2	(6.2)	15.1	(4.2)	9.2	(4.9)
	Peru	16.8	(2.4)	13.3	(3.2)	6.8	(1.9)	9.6	(2.6)	13.9	(2.9)	14.9	(2.9)	11.0	(3.3)
	Katar	47.2	(0.4)	48.7	(0.4)	14.7	(0.1)	37.5	(0.4)	14.9	(0.3)	42.2	(0.4)	4.0	(0.3)
	Rumänien	14.6	(2.7)	56.0	(3.4)	7.7	(2.2)	14.0	(2.9)	34.4	(3.2)	5.7	(2.0)	7.1	(2.0)
	Russ. Föderation	27.8	(4.0)	13.5	(2.8)	13.9	(2.5)	47.8	(3.7)	43.8	(4.8)	12.3	(2.8)	6.4	(2.9)
	Serbien	54.2	(17.0)	27.6	(17.9)	8.0	(2.6)	0.0	c	18.4	(19.0)	28.6	(16.6)	0.0	c
	Shanghai (China)	58.6	(4.5)	24.6	(4.8)	12.6	(2.9)	40.5	(5.5)	6.8	(2.6)	7.9	(3.3)	1.6	(1.6)
	Singapur	29.0	(3.4)	80.1	(2.8)	12.1	(0.3)	10.6	(2.6)	6.7	(1.9)	3.8	(1.4)	4.0	(1.0)
	Chinesisch Taipeh	55.4	(7.1)	20.0	(4.6)	14.1	(2.8)	28.0	(6.9)	19.2	(5.7)	11.6	(4.5)	1.3	(1.3)
Thailand	37.7	(5.6)	48.7	(4.6)	62.5	(3.8)	37.1	(4.9)	34.2	(5.4)	13.2	(4.8)	8.7	(4.0)	
Trinidad und Tobago	22.3	(0.7)	51.4	(0.7)	13.8	(0.2)	6.3	(0.4)	9.9	(0.4)	2.1	(0.2)	9.1	(0.7)	
Tunesien	89.5	(3.2)	20.8	(5.3)	7.1	(2.0)	0.2	(0.1)	0.0	c	12.0	(3.5)	3.8	(2.3)	
Uruguay	42.5	(4.3)	7.5	(2.6)	1.5	(0.9)	5.0	(1.6)	16.2	(3.2)	9.3	(2.8)	11.9	(2.9)	

StatLink <http://dx.doi.org/10.1787/888932343285>

[Teil 2/2]
Aufnahmeregelungen der Schule in der Sekundarstufe I und II
 Auf Grundlage der Angaben der Schulleitungen

Tabelle IV.3.2c

		Sekundarstufe II (ISCED 3)													
		Prozentsatz der Schüler in Schulen, deren Leitung angab, folgende Faktoren bei der Aufnahme von Schülern an ihrer Schule „immer“ zu berücksichtigen													
		Wohnsitz/ Wohnort (Schuleinzugs- gebiet, Schulsprengel)		Bisherige Schulleistungen		Empfehlung der letzten Schule		Elterliche Unterstützung der pädago- gischen oder religiösen Orientierung der Schule		Besondere Bedürfnisse oder Interessen von Schülern an einem Bildungsgang		Bevorzugung von Familien- mitgliedern derzeitiger oder ehemaliger Schüler		Sonstiges	
		%	S.E.	%	S.E.	%	S.E.	%	S.E.	%	S.E.	%	S.E.	%	S.E.
OECD-Länder	Australien	29.1	(3.8)	24.4	(4.1)	19.3	(3.6)	27.4	(3.5)	16.2	(3.6)	35.8	(4.2)	13.6	(3.5)
	Österreich	29.0	(3.3)	64.9	(2.8)	4.7	(2.0)	5.4	(1.7)	40.7	(3.9)	20.3	(3.1)	7.6	(3.0)
	Belgien	1.5	(0.8)	14.4	(2.3)	3.4	(1.3)	36.1	(3.2)	13.2	(2.0)	16.6	(2.0)	5.8	(2.0)
	Kanada	73.7	(1.7)	16.3	(1.6)	23.6	(1.8)	15.3	(1.7)	19.0	(2.2)	12.9	(1.3)	6.8	(1.7)
	Chile	4.1	(1.7)	34.9	(3.7)	14.5	(2.6)	17.4	(2.8)	23.9	(3.3)	22.4	(3.7)	17.3	(3.9)
	Tschech. Rep.	1.4	(1.0)	94.1	(2.9)	16.7	(4.2)	8.4	(2.6)	13.5	(4.4)	0.4	(0.4)	6.4	(2.6)
	Dänemark	58.4	(27.6)	73.1	(25.4)	66.2	(26.0)	0.0	c	0.0	c	0.0	c	10.1	(15.9)
	Estland	41.5	(8.7)	40.7	(7.7)	9.5	(5.3)	20.1	(5.3)	16.2	(4.8)	21.9	(6.8)	16.4	(8.4)
	Finnland	c	c	c	c	c	c	c	c	c	c	c	c	c	c
	Frankreich	w	w	w	w	w	w	w	w	w	w	w	w	w	w
	Deutschland	47.0	(14.2)	32.5	(14.2)	13.4	(5.1)	0.0	c	40.0	(15.9)	2.3	(1.4)	16.9	(14.8)
	Griechenland	69.3	(3.9)	3.8	(1.1)	2.7	(1.2)	7.9	(2.1)	14.1	(3.1)	20.8	(3.4)	3.7	(1.4)
	Ungarn	3.0	(1.5)	95.5	(1.4)	5.2	(1.9)	23.6	(3.7)	83.6	(3.6)	8.0	(2.4)	4.6	(2.3)
	Island	c	c	c	c	c	c	c	c	c	c	c	c	c	c
	Irland	30.8	(4.2)	8.0	(2.4)	19.2	(3.7)	27.1	(4.3)	9.8	(2.6)	53.5	(4.0)	23.1	(3.9)
	Israel	28.7	(2.9)	50.1	(3.9)	33.5	(4.1)	32.1	(3.2)	28.0	(3.7)	8.0	(2.2)	18.1	(4.2)
	Italien	29.3	(1.9)	32.0	(2.0)	26.5	(1.9)	35.6	(2.0)	50.9	(1.8)	27.6	(1.5)	11.8	(1.8)
	Japan	21.5	(2.7)	88.0	(2.3)	21.1	(3.1)	10.3	(2.4)	26.9	(3.1)	1.5	(0.9)	3.2	(1.2)
	Korea	12.6	(2.4)	52.1	(4.1)	9.1	(2.1)	5.7	(2.1)	18.8	(3.4)	3.5	(1.6)	3.1	(1.8)
	Luxemburg	42.3	(0.3)	40.7	(0.3)	18.8	(0.3)	13.7	(0.3)	10.5	(0.2)	59.9	(0.3)	9.6	(0.2)
	Mexiko	7.4	(1.7)	51.0	(2.4)	7.3	(1.4)	13.9	(1.6)	21.2	(1.9)	2.8	(1.0)	14.3	(2.5)
	Niederlande	16.7	(4.7)	81.6	(4.9)	90.3	(3.8)	16.8	(4.7)	5.4	(2.1)	5.7	(2.7)	0.0	c
	Neuseeland	50.5	(3.0)	21.1	(2.8)	21.8	(2.7)	20.1	(2.1)	12.6	(2.1)	35.1	(3.0)	22.1	(4.5)
	Norwegen	c	c	c	c	c	c	c	c	c	c	c	c	c	c
	Polen	c	c	c	c	c	c	c	c	c	c	c	c	c	c
	Portugal	49.0	(4.3)	0.3	(0.2)	0.4	(0.3)	28.0	(4.2)	62.9	(4.4)	28.1	(4.3)	2.1	(1.5)
	Slowak. Rep.	1.2	(1.2)	89.8	(3.4)	17.5	(4.4)	19.8	(4.1)	52.3	(6.1)	0.0	c	11.3	(4.1)
	Slowenien	6.6	(0.1)	25.1	(0.2)	7.1	(0.1)	7.2	(0.1)	78.2	(0.2)	0.3	(0.0)	2.4	(0.0)
Spanien	c	c	c	c	c	c	c	c	c	c	c	c	c	c	
Schweden	0.0	c	77.4	(14.4)	0.0	c	0.0	c	63.6	(19.0)	0.0	c	7.7	(6.0)	
Schweiz	59.9	(8.6)	60.1	(6.8)	10.9	(3.6)	1.9	(2.7)	38.5	(9.3)	0.0	c	3.2	(2.4)	
Türkei	41.3	(3.4)	34.1	(3.7)	17.1	(3.5)	0.0	c	23.1	(3.5)	8.3	(2.2)	11.6	(2.5)	
Ver. Königreich	55.5	(2.9)	10.2	(2.1)	10.7	(1.9)	12.7	(2.4)	3.1	(1.2)	38.4	(3.7)	13.7	(2.9)	
Ver. Staaten	77.0	(2.8)	23.6	(2.9)	19.6	(3.1)	10.0	(2.4)	12.3	(2.7)	4.8	(1.5)	9.7	(4.6)	
OECD-Durchschnitt	31.7	(1.3)	44.3	(1.3)	18.2	(1.1)	14.9	(0.6)	28.5	(1.1)	15.7	(0.6)	9.9	(1.0)	
Partnerländer	Albanien	39.7	(5.0)	30.6	(5.1)	40.5	(4.3)	18.9	(4.3)	25.6	(3.6)	15.3	(3.8)	12.5	(4.0)
	Argentinien	11.1	(2.9)	23.5	(4.0)	7.1	(2.9)	44.8	(5.1)	33.8	(4.3)	53.2	(4.3)	16.3	(3.5)
	Aserbaidschan	66.2	(4.5)	43.6	(4.6)	54.0	(5.2)	71.8	(4.0)	41.0	(4.7)	33.6	(4.3)	19.0	(4.5)
	Brasilien	30.7	(3.2)	8.2	(1.3)	5.7	(1.3)	22.4	(2.5)	13.9	(1.6)	11.0	(2.4)	21.1	(3.3)
	Bulgarien	16.6	(4.0)	80.6	(3.0)	2.4	(1.4)	54.8	(4.7)	22.4	(4.5)	12.8	(2.7)	4.9	(3.7)
	Kolumbien	16.3	(2.4)	33.0	(3.7)	12.8	(2.8)	21.7	(3.6)	23.8	(4.4)	18.2	(3.5)	15.8	(3.5)
	Kroatien	9.7	(2.4)	93.5	(1.8)	5.0	(1.8)	15.8	(2.6)	26.6	(3.5)	2.9	(1.2)	3.2	(1.6)
	Dubai (VAE)	22.0	(0.1)	74.1	(0.2)	38.0	(0.2)	37.6	(0.2)	12.0	(0.2)	48.7	(0.3)	12.6	(0.1)
	Hongkong (China)	0.7	(0.7)	83.7	(2.7)	17.4	(3.4)	26.8	(3.6)	9.6	(2.4)	8.4	(1.8)	32.7	(5.6)
	Indonesien	23.8	(5.2)	69.7	(5.2)	31.9	(6.2)	32.0	(5.6)	52.6	(5.9)	13.1	(3.8)	14.5	(5.7)
	Jordanien	c	c	c	c	c	c	c	c	c	c	c	c	c	c
	Kasachstan	38.6	(6.3)	47.3	(6.8)	25.4	(6.4)	64.8	(5.8)	45.9	(6.6)	12.7	(4.6)	9.1	(4.0)
	Kirgisistan	43.1	(5.8)	54.1	(6.1)	41.5	(6.7)	31.5	(5.6)	65.4	(6.3)	18.3	(4.5)	21.4	(6.6)
	Lettland	27.4	(7.6)	44.4	(8.9)	1.5	(1.0)	2.1	(1.5)	37.2	(9.3)	21.0	(6.2)	0.0	c
	Liechtenstein	c	c	c	c	c	c	c	c	c	c	c	c	c	c
	Litauen	c	c	c	c	c	c	c	c	c	c	c	c	c	c
	Macau (China)	5.0	(0.1)	61.3	(0.2)	45.3	(0.2)	5.5	(0.1)	0.0	c	22.8	(0.2)	0.7	(0.1)
	Montenegro	6.7	(0.0)	53.4	(0.1)	16.1	(0.1)	13.5	(0.1)	55.0	(0.1)	2.0	(0.0)	7.3	(0.0)
	Panama	19.2	(5.7)	43.4	(6.2)	25.0	(5.5)	16.2	(4.7)	10.9	(2.9)	21.1	(5.4)	5.4	(1.8)
	Peru	11.3	(1.9)	21.7	(3.3)	5.4	(1.8)	20.3	(3.4)	15.4	(2.6)	16.5	(2.8)	13.5	(3.2)
	Katar	45.3	(0.1)	42.6	(0.1)	15.8	(0.1)	45.0	(0.1)	17.5	(0.1)	43.9	(0.1)	11.8	(0.1)
	Rumänien	c	c	c	c	c	c	c	c	c	c	c	c	c	c
	Russ. Föderation	26.7	(3.8)	19.6	(4.7)	10.4	(3.4)	58.6	(5.5)	56.1	(5.3)	14.3	(3.8)	9.5	(3.4)
	Serbien	4.3	(1.5)	84.1	(2.7)	8.3	(2.8)	14.5	(3.4)	70.2	(3.0)	1.1	(0.9)	3.6	(1.3)
	Shanghai (China)	28.4	(3.9)	75.2	(4.0)	17.4	(4.4)	46.0	(5.0)	15.6	(3.8)	5.6	(2.4)	5.2	(2.2)
	Singapur	26.0	(0.3)	82.0	(0.2)	12.4	(0.3)	11.4	(1.1)	9.1	(1.0)	5.4	(0.1)	6.6	(1.3)
	Chinesisch Taipeh	33.1	(4.7)	60.9	(3.7)	14.7	(3.5)	29.5	(4.5)	45.2	(4.9)	18.0	(3.3)	5.2	(2.8)
	Thailand	38.1	(3.8)	55.5	(4.1)	61.5	(4.4)	34.2	(3.9)	41.9	(4.3)	14.1	(3.1)	11.5	(3.7)
Trinidad und Tobago	13.3	(0.3)	60.4	(0.4)	13.5	(0.3)	7.0	(0.2)	6.5	(0.2)	4.0	(0.1)	11.4	(0.4)	
Tunesien	88.5	(4.2)	15.0	(5.0)	7.1	(2.2)	3.2	(1.9)	8.0	(3.6)	8.0	(3.0)	0.0	c	
Uruguay	28.6	(2.7)	11.9	(2.5)	2.0	(1.3)	19.0	(3.1)	14.0	(2.7)	19.3	(3.1)	4.3	(1.3)	



[Teil 1/1]

Horizontale Differenzierung auf Schulebene: Abschulungspolitiken

Tabelle IV.3.3a Auf Grundlage der Angaben der Schulleitungen

	Prozentsatz der Schüler in Schulen, deren Leitung angab, dass ein Schüler in der Regelklassenstufe für 15-Jährige aus einem der folgenden Gründe „wahrscheinlich“ oder „sehr wahrscheinlich“ die Schule wechseln muss:										Prozentsatz der Schüler in Schulen, deren Leitung angab, dass ein Schüler in der Regelklassenstufe für 15-Jährige aus einem der folgenden Gründe „sehr wahrscheinlich“ die Schule wechseln muss: „schlechte Schulleistungen“, „Verhaltensprobleme“ oder „spezielle Lernbedürfnisse“			
	Schlechte Schulleistungen		Gute Schulleistungen		Verhaltensprobleme		Spezielle Lernbedürfnisse		Wunsch der Eltern/Erziehungsberechtigten		Sonstige Gründe		%	S.E.
	%	S.E.	%	S.E.	%	S.E.	%	S.E.	%	S.E.	%	S.E.		
OECD-Länder														
Australien	5.5	(1.4)	9.3	(1.7)	34.5	(3.0)	14.0	(2.3)	47.0	(2.9)	14.8	(2.6)	2.9	(1.1)
Österreich	68.1	(2.9)	9.8	(2.6)	57.8	(4.2)	33.1	(4.2)	56.5	(4.1)	34.4	(5.4)	52.2	(3.8)
Belgien	63.8	(2.9)	6.0	(1.5)	73.6	(2.6)	65.0	(3.0)	64.4	(2.9)	32.5	(4.2)	48.3	(3.1)
Kanada	13.6	(1.5)	1.7	(0.6)	41.2	(2.3)	33.4	(2.1)	61.8	(2.5)	29.7	(3.1)	12.6	(1.4)
Chile	29.9	(3.6)	22.5	(3.0)	75.1	(3.6)	49.8	(4.8)	88.0	(2.9)	55.9	(7.4)	24.0	(3.8)
Tschech. Rep.	35.7	(2.8)	12.2	(2.5)	35.7	(3.5)	13.4	(2.7)	60.1	(4.5)	18.6	(2.7)	22.1	(2.6)
Dänemark	13.2	(2.5)	6.5	(1.6)	67.1	(3.7)	38.5	(3.7)	74.9	(3.0)	47.0	(4.0)	6.1	(1.7)
Estland	19.2	(2.9)	12.9	(2.5)	44.4	(4.2)	64.5	(4.1)	91.1	(2.2)	52.4	(5.2)	9.9	(2.3)
Finnland	6.2	(2.0)	1.3	(1.0)	20.7	(3.3)	21.7	(3.4)	54.3	(3.9)	22.9	(3.7)	1.7	(1.1)
Frankreich	w	w	w	w	w	w	w	w	w	w	w	w	w	w
Deutschland	40.2	(3.4)	5.8	(1.8)	34.8	(3.8)	27.0	(3.2)	46.0	(3.8)	22.6	(4.2)	24.0	(3.4)
Griechenland	38.8	(4.3)	10.4	(3.2)	88.0	(2.4)	67.9	(3.6)	90.1	(2.5)	81.2	(3.5)	42.2	(4.2)
Ungarn	54.3	(3.9)	9.5	(1.7)	61.1	(3.6)	17.7	(2.9)	69.4	(3.7)	30.8	(4.4)	14.1	(3.2)
Island	0.4	(0.1)	7.7	(0.1)	38.0	(0.2)	26.2	(0.2)	78.7	(0.2)	5.2	(0.3)	0.0	(0.0)
Irland	3.1	(1.5)	2.5	(1.4)	26.8	(4.4)	6.2	(2.1)	45.6	(5.1)	27.7	(4.9)	0.8	(0.7)
Israel	38.5	(4.2)	6.5	(1.8)	76.2	(3.3)	67.7	(3.7)	80.0	(2.5)	57.9	(4.8)	23.1	(3.6)
Italien	69.3	(1.9)	5.3	(0.9)	41.0	(2.1)	31.9	(2.1)	88.7	(1.1)	41.7	(2.3)	20.1	(2.0)
Japan	66.5	(3.1)	1.4	(0.8)	53.4	(3.5)	25.5	(3.5)	49.0	(4.0)	65.3	(3.9)	8.4	(2.1)
Korea	35.9	(4.2)	15.7	(3.2)	69.8	(3.9)	23.8	(3.8)	81.0	(3.3)	52.1	(4.5)	6.3	(2.2)
Luxemburg	54.7	(0.1)	32.8	(0.1)	81.7	(0.1)	77.1	(0.1)	94.6	(0.1)	67.8	(0.1)	68.0	(0.1)
Mexiko	40.9	(1.9)	22.7	(1.7)	62.5	(2.0)	47.3	(2.0)	90.0	(1.1)	52.3	(2.7)	32.8	(2.1)
Niederlande	30.4	(2.8)	17.1	(2.6)	57.0	(4.3)	61.2	(3.7)	55.1	(3.9)	25.6	(5.1)	15.2	(2.8)
Neuseeland	1.5	(0.6)	4.7	(1.4)	21.3	(2.8)	7.2	(1.7)	31.6	(3.2)	14.2	(3.5)	2.7	(0.8)
Norwegen	1.5	(0.9)	0.1	(0.1)	39.3	(3.7)	36.7	(3.4)	56.8	(4.0)	27.9	(2.8)	1.4	(1.0)
Polen	6.6	(2.1)	5.9	(2.2)	43.2	(3.9)	56.5	(4.4)	93.7	(2.1)	51.6	(5.5)	8.2	(2.4)
Portugal	14.3	(2.7)	5.9	(1.9)	39.6	(4.1)	16.9	(3.0)	90.2	(2.4)	59.2	(5.2)	0.8	(0.6)
Slowak. Rep.	49.7	(3.4)	12.5	(3.2)	60.8	(3.8)	42.3	(4.6)	88.5	(2.7)	43.1	(4.7)	30.2	(4.2)
Slowenien	88.8	(0.5)	21.9	(0.2)	75.9	(0.3)	29.1	(0.4)	68.3	(0.3)	53.4	(0.5)	21.8	(0.2)
Spanien	8.8	(1.7)	2.7	(0.9)	38.5	(2.7)	38.3	(2.8)	59.0	(3.2)	33.2	(3.7)	7.3	(1.6)
Schweden	1.9	(1.1)	0.7	(0.8)	15.6	(2.8)	37.8	(4.1)	73.1	(3.8)	17.1	(3.6)	3.4	(1.5)
Schweiz	33.9	(3.2)	32.0	(3.3)	59.4	(4.2)	50.5	(3.5)	50.8	(3.7)	34.1	(4.4)	21.3	(2.5)
Türkei	56.4	(4.0)	48.5	(4.1)	87.8	(2.8)	71.4	(3.3)	98.2	(1.0)	82.8	(3.5)	35.1	(4.1)
Ver. Königreich	4.1	(1.2)	4.8	(1.7)	31.3	(3.3)	16.0	(2.7)	43.1	(3.0)	11.2	(2.9)	2.2	(0.9)
Ver. Staaten	12.3	(3.1)	2.2	(1.2)	42.3	(4.0)	18.5	(3.4)	44.3	(4.1)	14.7	(4.3)	12.6	(2.9)
OECD-Durchschnitt	30.5	(0.5)	11.0	(0.4)	51.4	(0.6)	37.4	(0.6)	68.6	(0.5)	38.8	(0.7)	17.6	(0.4)
Partnerländer														
Albanien	41.0	(3.8)	32.8	(3.6)	44.4	(3.9)	80.7	(3.6)	99.0	(0.9)	72.4	(4.4)	17.4	(3.1)
Argentinien	27.2	(3.7)	10.2	(2.7)	63.3	(4.2)	56.6	(4.0)	91.9	(2.7)	55.8	(5.1)	14.6	(3.3)
Aserbaidschan	14.6	(4.1)	20.2	(5.5)	23.3	(5.0)	33.3	(6.1)	46.0	(5.3)	28.2	(4.9)	15.4	(4.1)
Brasilien	25.0	(2.8)	2.9	(0.6)	59.9	(3.9)	22.0	(2.8)	91.5	(1.9)	74.1	(3.0)	13.8	(2.0)
Bulgarien	47.6	(5.6)	13.8	(3.8)	93.4	(2.8)	52.2	(5.2)	98.4	(1.1)	82.5	(4.5)	34.5	(5.8)
Kolumbien	46.3	(5.7)	14.7	(3.8)	73.6	(4.7)	63.8	(5.5)	94.1	(2.2)	83.2	(3.8)	41.3	(5.0)
Kroatien	69.7	(4.0)	10.2	(2.6)	56.9	(4.2)	55.1	(4.1)	89.6	(2.8)	51.7	(4.4)	18.3	(2.8)
Dubai (VAE)	26.0	(0.1)	12.8	(0.1)	53.5	(0.1)	49.4	(0.2)	67.8	(0.2)	45.7	(0.2)	20.1	(0.1)
Hongkong (China)	76.1	(3.9)	38.4	(4.1)	77.1	(3.7)	59.4	(3.9)	82.8	(3.3)	41.9	(6.6)	12.1	(3.0)
Indonesien	39.4	(4.5)	10.1	(2.7)	79.7	(3.8)	56.8	(5.0)	94.6	(2.0)	80.8	(3.9)	40.5	(4.0)
Jordanien	33.2	(3.5)	38.3	(3.7)	92.3	(2.2)	63.6	(4.2)	93.4	(2.0)	74.8	(4.9)	46.0	(4.2)
Kasachstan	19.2	(3.6)	32.1	(4.0)	37.2	(4.0)	57.6	(4.5)	81.1	(3.5)	53.6	(4.5)	12.9	(2.5)
Kirgisistan	66.6	(4.5)	55.7	(4.8)	72.8	(3.6)	81.4	(3.7)	92.7	(2.5)	65.8	(5.5)	38.2	(4.3)
Lettland	30.7	(4.3)	31.3	(4.4)	51.5	(4.6)	87.2	(2.8)	96.4	(1.8)	77.8	(4.3)	14.7	(4.2)
Liechtenstein	36.5	(4.4)	52.3	(0.4)	63.0	(0.4)	41.8	(0.3)	66.8	(0.4)	48.5	(0.6)	0.0	c
Litauen	33.5	(4.2)	28.3	(3.9)	60.2	(4.5)	26.2	(3.5)	94.5	(1.8)	66.6	(6.4)	6.8	(2.1)
Macau (China)	96.5	(0.0)	43.3	(0.0)	99.6	(0.0)	73.8	(0.0)	80.9	(0.0)	72.5	(0.0)	47.7	(0.0)
Montenegro	31.4	(0.3)	23.7	(0.2)	39.2	(0.3)	65.1	(0.3)	87.9	(0.1)	80.0	(0.1)	7.1	(0.1)
Panama	45.1	(5.7)	5.2	(1.8)	78.7	(4.5)	37.5	(4.5)	89.8	(1.6)	71.4	(6.8)	32.4	(5.6)
Peru	24.2	(3.4)	19.1	(3.0)	63.6	(4.1)	43.4	(3.7)	93.7	(1.8)	59.2	(4.2)	26.8	(3.7)
Katar	34.6	(0.1)	24.9	(0.1)	71.3	(0.1)	56.5	(0.1)	88.3	(0.1)	60.9	(0.1)	44.9	(0.1)
Rumänien	34.9	(3.7)	20.7	(3.7)	57.6	(3.9)	71.1	(3.8)	97.9	(1.3)	73.9	(4.1)	40.1	(4.0)
Russ. Föderation	23.9	(3.2)	19.6	(3.2)	22.4	(3.4)	55.6	(4.7)	77.1	(3.4)	47.8	(6.1)	13.6	(2.5)
Serbien	77.8	(3.7)	53.3	(3.7)	89.7	(2.1)	78.6	(3.4)	99.2	(0.5)	78.7	(4.5)	29.8	(3.8)
Shanghai (China)	40.3	(4.0)	26.5	(3.7)	49.1	(3.7)	61.7	(4.8)	84.0	(3.4)	66.9	(4.3)	15.3	(3.0)
Singapur	1.7	(0.5)	12.7	(0.4)	10.1	(0.2)	11.8	(0.3)	36.9	(0.7)	14.5	(0.7)	0.7	(0.0)
Chinesisches Taipeh	82.7	(3.0)	39.0	(3.7)	94.4	(1.9)	82.5	(3.5)	91.5	(2.0)	81.4	(3.6)	37.2	(3.9)
Thailand	47.8	(3.6)	30.0	(3.3)	88.1	(2.1)	41.4	(3.6)	94.3	(1.6)	69.6	(4.8)	9.8	(2.6)
Trinidad und Tobago	7.0	(0.2)	29.0	(0.3)	39.6	(0.4)	41.0	(0.3)	86.0	(0.2)	47.0	(0.5)	13.8	(0.2)
Tunesien	13.9	(2.8)	36.7	(3.1)	68.1	(4.2)	55.2	(4.6)	98.8	(1.1)	74.2	(3.8)	26.0	(3.7)
Uruguay	6.8	(1.7)	2.3	(0.9)	36.8	(3.1)	39.0	(3.1)	90.3	(2.1)	46.1	(4.1)	8.5	(2.0)

StatLink <http://dx.doi.org/10.1787/888932343285>

[Teil 1/2]
Horizontale Differenzierung auf Schulebene: Abschulungspolitiken in der Sekundarstufe I oder Sekundarstufe II

Tabelle IV.3.3b **Auf Grundlage der Angaben der Schulleitungen**

		Sekundarstufe I (ISCED 2)											
		Prozentsatz der Schüler in Schulen, deren Leitung angab, dass ein Schüler in der Regelklassenstufe für 15-Jährige aus einem der folgenden Gründe „wahrscheinlich“ oder „sehr wahrscheinlich“ die Schule wechseln muss:											
		Schlechte Schulleistungen		Gute Schulleistungen		Verhaltensprobleme		Spezielle Lernbedürfnisse		Wunsch der Eltern/Erziehungsberechtigten		Sonstige Gründe	
		%	S.E.	%	S.E.	%	S.E.	%	S.E.	%	S.E.	%	S.E.
OECD-Länder	Australien	5.1	(1.4)	9.5	(1.9)	35.8	(3.2)	15.0	(2.5)	48.8	(3.1)	15.9	(2.8)
	Österreich	35.4	(12.6)	28.3	(13.0)	83.3	(5.9)	43.5	(13.8)	79.0	(8.3)	47.2	(15.0)
	Belgien	40.9	(8.0)	20.9	(7.2)	80.2	(6.0)	75.5	(6.4)	60.1	(7.9)	30.0	(8.5)
	Kanada	14.9	(2.1)	1.1	(0.6)	58.2	(3.2)	57.7	(2.8)	66.0	(3.5)	33.1	(4.7)
	Chile	20.4	(5.6)	16.3	(4.3)	81.8	(7.9)	44.0	(8.2)	85.8	(7.4)	70.3	(11.4)
	Tschech. Rep.	9.4	(2.2)	18.0	(4.2)	27.3	(4.4)	19.8	(4.3)	57.8	(6.6)	15.6	(3.2)
	Dänemark	13.3	(2.5)	6.5	(1.6)	67.5	(3.7)	38.7	(3.7)	75.3	(3.0)	47.4	(4.0)
	Estland	19.1	(2.9)	12.9	(2.5)	44.3	(4.2)	64.7	(4.1)	91.1	(2.2)	52.4	(5.2)
	Finnland	6.2	(2.0)	1.3	(0.9)	20.8	(3.3)	21.7	(3.4)	54.3	(3.9)	22.9	(3.7)
	Frankreich	w	w	w	w	w	w	w	w	w	w	w	w
	Deutschland	40.1	(3.4)	5.9	(1.8)	35.1	(3.9)	26.9	(3.3)	46.5	(3.8)	22.9	(4.2)
	Griechenland	26.1	(11.1)	23.0	(10.9)	89.9	(7.1)	76.9	(8.9)	96.5	(3.5)	74.8	(10.9)
	Ungarn	5.0	(4.3)	26.4	(9.7)	17.0	(7.0)	8.0	(4.8)	54.9	(11.1)	33.8	(12.3)
	Island	0.4	(0.1)	7.7	(0.1)	38.0	(0.2)	26.2	(0.2)	78.7	(0.2)	5.2	(0.3)
	Irland	2.7	(1.4)	2.8	(1.6)	27.2	(4.5)	5.7	(2.0)	46.4	(5.3)	28.5	(5.1)
	Israel	33.4	(6.3)	11.2	(4.9)	73.5	(7.3)	76.1	(5.1)	88.4	(3.1)	69.5	(8.1)
	Italien	15.6	(23.1)	84.4	(23.1)	0.0	c	0.0	c	0.0	c	0.0	c
	Japan	c	c	c	c	c	c	c	c	c	c	c	c
	Korea	2.3	(2.4)	34.7	(10.1)	80.6	(14.0)	11.4	(8.0)	92.5	(6.1)	23.3	(16.3)
	Luxemburg	48.0	(0.2)	39.8	(0.2)	85.7	(0.2)	80.4	(0.2)	94.8	(0.1)	71.1	(0.3)
	Mexiko	45.6	(3.9)	20.3	(3.5)	73.9	(2.9)	48.1	(4.1)	89.4	(2.2)	51.0	(4.8)
	Niederlande	26.3	(3.2)	21.9	(3.4)	60.8	(4.9)	64.5	(4.2)	56.4	(4.4)	27.3	(5.9)
	Neuseeland	0.4	(0.4)	2.6	(1.7)	19.5	(4.5)	5.3	(1.7)	31.2	(5.1)	10.2	(4.8)
	Norwegen	1.5	(0.9)	0.1	(0.1)	39.3	(3.7)	36.7	(3.4)	56.8	(4.0)	27.9	(2.8)
	Polen	6.2	(2.1)	5.8	(2.2)	43.1	(3.9)	57.0	(4.4)	93.8	(2.1)	51.7	(5.6)
	Portugal	8.0	(1.8)	5.1	(2.1)	38.0	(4.6)	15.9	(4.4)	89.1	(3.2)	57.2	(6.5)
	Slowak. Rep.	7.4	(3.1)	15.6	(5.2)	43.1	(5.9)	43.0	(6.2)	90.0	(3.7)	48.9	(7.3)
	Slowenien	24.1	(12.0)	0.0	c	69.0	(11.7)	45.1	(14.9)	72.4	(11.3)	68.4	(16.2)
	Spanien	8.8	(1.7)	2.7	(0.9)	38.5	(2.7)	38.3	(2.8)	59.0	(3.2)	33.2	(3.7)
	Schweden	1.9	(1.1)	0.7	(0.8)	15.8	(2.9)	38.0	(4.1)	74.2	(3.9)	17.4	(3.7)
	Schweiz	27.0	(3.2)	34.9	(3.4)	62.2	(3.9)	49.2	(3.5)	51.6	(3.8)	33.7	(4.6)
	Türkei	c	c	c	c	c	c	c	c	c	c	c	c
	Ver. Königreich	0.0	c	38.1	(26.6)	53.7	(23.6)	3.1	(2.8)	54.3	(22.7)	47.7	(29.0)
Ver. Staaten	11.2	(3.7)	3.7	(2.4)	48.8	(5.7)	21.6	(4.7)	44.4	(5.5)	14.5	(6.0)	
OECD-Durchschnitt	16.3	(1.2)	16.2	(1.5)	50.1	(1.3)	37.4	(1.1)	67.1	(1.2)	37.2	(1.7)	
Partnerländer	Albanien	30.2	(4.4)	26.3	(4.7)	34.1	(4.7)	85.2	(4.1)	98.2	(1.8)	69.6	(6.3)
	Argentinien	22.3	(4.0)	15.3	(4.6)	58.8	(5.1)	56.6	(5.9)	95.2	(1.8)	54.0	(6.4)
	Aserbaidschan	14.5	(4.3)	20.6	(5.8)	23.0	(5.4)	32.4	(6.4)	44.5	(5.7)	28.6	(5.4)
	Brasilien	13.7	(2.7)	4.8	(1.6)	58.0	(4.7)	20.8	(3.7)	91.5	(2.7)	75.4	(4.4)
	Bulgarien	46.2	(12.2)	40.9	(14.0)	96.9	(3.2)	63.5	(11.1)	100.0	(0.0)	81.8	(10.3)
	Kolumbien	43.9	(6.0)	12.5	(3.3)	70.8	(5.0)	61.3	(6.0)	93.3	(2.6)	81.7	(4.8)
	Kroatien	c	c	c	c	c	c	c	c	c	c	c	c
	Dubai (VAE)	17.5	(0.9)	12.7	(0.7)	47.6	(1.5)	34.3	(1.2)	70.2	(1.4)	41.8	(1.3)
	Hongkong (China)	75.3	(4.5)	41.7	(4.5)	79.9	(3.7)	60.4	(4.2)	83.9	(3.3)	44.3	(7.5)
	Indonesien	22.5	(5.3)	6.4	(3.2)	68.9	(6.0)	46.5	(6.9)	91.7	(3.2)	76.0	(5.3)
	Jordanien	33.2	(3.5)	38.3	(3.7)	92.3	(2.2)	63.6	(4.2)	93.4	(2.0)	74.8	(4.9)
	Kasachstan	17.0	(3.5)	31.8	(4.4)	32.7	(4.2)	57.8	(4.9)	80.5	(3.7)	53.0	(4.6)
	Kirgisistan	65.2	(4.7)	54.6	(4.8)	71.7	(3.9)	82.1	(3.9)	93.4	(2.5)	66.1	(5.6)
	Lettland	30.9	(4.3)	31.5	(4.4)	52.1	(4.6)	87.5	(2.8)	96.6	(1.8)	78.1	(4.3)
	Liechtenstein	32.4	(0.8)	55.6	(0.7)	60.6	(0.6)	38.1	(0.7)	64.6	(0.6)	44.5	(0.9)
	Litauen	33.5	(4.2)	28.3	(3.9)	60.2	(4.5)	26.2	(3.5)	94.5	(1.8)	66.6	(6.4)
	Macau (China)	95.9	(0.0)	45.2	(0.1)	99.7	(0.0)	72.3	(0.1)	81.6	(0.1)	73.8	(0.1)
	Montenegro	c	c	c	c	c	c	c	c	c	c	c	c
	Panama	23.8	(4.6)	4.8	(1.7)	77.3	(5.7)	26.4	(4.8)	85.2	(3.8)	72.8	(7.8)
	Peru	16.6	(3.2)	17.3	(3.5)	59.1	(4.8)	42.6	(4.3)	91.9	(2.6)	56.7	(5.7)
	Katar	40.6	(0.5)	26.7	(0.4)	76.0	(0.4)	70.3	(0.4)	94.8	(0.3)	88.8	(0.4)
	Rumänien	34.9	(3.7)	20.7	(3.7)	57.6	(3.9)	71.1	(3.8)	97.9	(1.3)	73.9	(4.1)
	Russ. Föderation	21.2	(3.3)	18.1	(3.3)	20.3	(3.8)	56.5	(5.2)	76.9	(3.5)	46.4	(7.2)
	Serbien	0.0	c	0.0	c	0.0	c	0.0	c	0.0	c	0.0	c
	Shanghai (China)	31.6	(4.8)	32.5	(5.8)	31.0	(4.6)	54.7	(7.1)	81.5	(5.3)	60.2	(6.3)
	Singapur	1.2	(0.9)	14.2	(2.9)	9.4	(2.2)	12.1	(2.3)	43.6	(3.9)	23.4	(3.8)
	Chinesisch Taipeh	65.7	(6.9)	42.2	(6.8)	92.0	(3.7)	80.8	(5.9)	96.9	(2.5)	92.6	(4.0)
	Thailand	27.7	(5.1)	20.9	(3.8)	72.4	(4.7)	40.9	(5.8)	86.8	(4.2)	79.5	(5.4)
	Trinidad und Tobago	6.9	(0.4)	36.7	(0.8)	44.5	(0.7)	47.9	(0.8)	89.8	(0.5)	46.8	(1.1)
	Tunesien	16.9	(4.2)	73.2	(4.6)	73.7	(5.8)	54.3	(6.2)	97.8	(1.8)	74.9	(5.2)
Uruguay	2.8	(1.3)	1.2	(0.7)	38.0	(5.4)	43.6	(4.7)	92.3	(2.4)	40.7	(5.3)	



[Teil 2/2]
Horizontale Differenzierung auf Schulebene: Abschulungspolitiken in der Sekundarstufe I oder Sekundarstufe II

Tabelle IV.3.3b **Auf Grundlage der Angaben der Schulleitungen**

		Sekundarstufe II (ISCED 3)											
		Prozentsatz der Schüler in Schulen, deren Leitung angab, dass ein Schüler in der Regelklassenstufe für 15-Jährige aus einem der folgenden Gründe „wahrscheinlich“ oder „sehr wahrscheinlich“ die Schule wechseln muss:											
		Schlechte Schulleistungen		Gute Schulleistungen		Verhaltensprobleme		Spezielle Lernbedürfnisse		Wunsch der Eltern/Erziehungsberechtigten		Sonstige Gründe	
		%	S.E.	%	S.E.	%	S.E.	%	S.E.	%	S.E.	%	S.E.
OECD-Länder	Australien	7.0	(2.6)	8.3	(2.8)	34.9	(5.0)	12.9	(3.5)	40.4	(5.0)	12.6	(3.8)
	Österreich	70.3	(2.9)	8.5	(2.4)	56.2	(4.3)	32.5	(4.4)	55.0	(4.3)	33.5	(5.5)
	Belgien	65.8	(3.0)	4.8	(1.4)	73.1	(2.8)	64.0	(3.1)	64.8	(3.1)	32.7	(4.3)
	Kanada	13.4	(1.6)	1.8	(0.7)	38.3	(2.4)	29.3	(2.2)	61.1	(2.7)	29.1	(3.2)
	Chile	30.4	(3.7)	22.8	(3.1)	74.8	(3.8)	50.1	(4.9)	88.1	(2.9)	55.0	(7.7)
	Tschech. Rep.	64.0	(4.6)	6.0	(2.3)	44.8	(5.0)	6.4	(2.5)	62.6	(5.9)	21.8	(4.5)
	Dänemark	c	c	c	c	c	c	c	c	c	c	c	c
	Estland	22.3	(8.4)	15.1	(3.2)	51.6	(10.2)	51.7	(9.8)	89.2	(7.9)	57.0	(13.5)
	Finnland	c	c	c	c	c	c	c	c	c	c	c	c
	Frankreich	w	w	w	w	w	w	w	w	w	w	w	w
	Deutschland	49.5	(19.3)	0.0	c	20.4	(16.1)	29.1	(20.8)	9.4	(7.7)	12.4	(11.5)
	Griechenland	39.6	(4.5)	9.6	(3.4)	87.9	(2.5)	67.2	(3.8)	89.6	(2.7)	81.7	(3.7)
	Ungarn	59.5	(4.3)	7.7	(1.4)	65.7	(3.7)	18.7	(3.1)	70.9	(4.0)	30.5	(4.8)
	Island	c	c	c	c	c	c	c	c	c	c	c	c
	Irland	3.8	(1.8)	2.1	(1.3)	26.1	(4.6)	7.1	(2.4)	44.2	(5.2)	26.4	(5.0)
	Israel	39.2	(4.3)	5.8	(1.7)	76.5	(3.3)	66.6	(3.8)	78.8	(2.7)	56.6	(4.9)
	Italien	69.4	(1.9)	5.2	(0.9)	41.1	(2.0)	31.9	(2.1)	88.6	(1.1)	41.7	(2.3)
	Japan	66.5	(3.1)	1.4	(0.8)	53.4	(3.5)	25.5	(3.5)	49.0	(4.0)	65.3	(3.9)
	Korea	37.4	(4.4)	14.8	(3.3)	69.3	(4.0)	24.3	(4.0)	80.4	(3.4)	53.8	(4.6)
	Luxemburg	66.2	(0.3)	21.5	(0.2)	75.0	(0.3)	71.7	(0.3)	94.2	(0.1)	62.7	(0.4)
	Mexiko	37.9	(2.2)	24.2	(1.8)	54.9	(2.7)	46.8	(2.2)	90.4	(1.1)	53.0	(3.2)
	Niederlande	42.4	(5.5)	2.5	(1.8)	45.8	(6.6)	51.4	(5.8)	51.5	(6.4)	20.6	(7.7)
	Neuseeland	1.6	(0.6)	4.8	(1.5)	21.4	(2.8)	7.3	(1.7)	31.7	(3.2)	14.5	(3.5)
	Norwegen	c	c	c	c	c	c	c	c	c	c	c	c
	Polen	c	c	c	c	c	c	c	c	c	c	c	c
	Portugal	19.0	(3.6)	6.5	(2.4)	40.8	(5.3)	17.6	(3.7)	91.0	(2.7)	60.8	(6.4)
	Slowak. Rep.	74.5	(4.2)	10.7	(4.2)	71.4	(5.4)	41.9	(6.1)	87.6	(3.7)	39.4	(6.4)
	Slowenien	90.1	(0.1)	22.3	(0.2)	76.0	(0.1)	28.8	(0.2)	68.2	(0.2)	53.1	(0.2)
	Spanien	c	c	c	c	c	c	c	c	c	c	c	c
	Schweden	0.0	c	0.0	c	0.0	c	24.4	(17.2)	3.9	(3.8)	2.0	(1.7)
Schweiz	63.9	(9.8)	19.4	(10.3)	47.8	(12.9)	56.1	(11.1)	47.6	(10.8)	36.2	(12.6)	
Türkei	58.3	(4.2)	47.7	(4.2)	88.7	(2.8)	70.5	(3.4)	98.1	(1.0)	82.3	(3.6)	
Ver. Königreich	4.0	(1.3)	3.8	(1.5)	31.9	(3.5)	16.2	(2.8)	43.6	(3.2)	11.1	(3.0)	
Ver. Staaten	12.5	(3.2)	2.0	(1.1)	41.5	(4.0)	18.1	(3.6)	44.2	(4.2)	14.8	(4.3)	
OECD-Durchschnitt	41.1	(1.1)	10.3	(0.6)	52.2	(1.1)	35.9	(1.3)	63.9	(0.9)	39.3	(1.1)	
Partnerländer	Albanien	53.2	(6.5)	40.2	(5.7)	55.8	(6.0)	75.9	(5.4)	100.0	(0.0)	75.3	(5.3)
	Argentinien	30.4	(4.9)	6.9	(2.5)	66.1	(5.2)	56.7	(4.7)	89.8	(3.9)	56.9	(6.3)
	Aserbaidschan	14.7	(4.2)	19.8	(5.7)	23.6	(5.6)	34.4	(6.3)	47.9	(5.5)	27.6	(5.2)
	Brasilien	27.0	(3.0)	2.6	(0.6)	60.2	(4.0)	22.2	(2.8)	91.5	(1.9)	73.9	(3.0)
	Bulgarien	47.7	(5.7)	13.4	(3.8)	93.3	(2.9)	52.0	(5.3)	98.4	(1.1)	82.5	(4.5)
	Kolumbien	47.7	(6.0)	16.0	(4.3)	75.3	(4.8)	65.2	(5.5)	94.5	(2.2)	83.9	(3.6)
	Kroatien	69.7	(4.0)	10.2	(2.6)	56.9	(4.2)	55.1	(4.1)	89.6	(2.8)	51.7	(4.4)
	Dubai (VAE)	27.4	(0.2)	12.8	(0.1)	54.4	(0.3)	51.9	(0.3)	67.4	(0.3)	46.4	(0.3)
	Hongkong (China)	76.6	(3.9)	36.6	(4.0)	75.6	(3.9)	58.8	(4.0)	82.2	(3.6)	40.7	(6.6)
	Indonesien	58.9	(6.9)	14.5	(4.9)	91.9	(3.8)	68.9	(7.2)	97.9	(1.7)	88.0	(5.2)
	Jordanien	c	c	c	c	c	c	c	c	c	c	c	c
	Kasachstan	26.9	(7.4)	33.2	(7.4)	53.5	(7.1)	56.9	(7.7)	83.3	(5.2)	56.0	(7.6)
	Kirgisistan	73.0	(6.6)	60.5	(8.0)	77.8	(5.0)	78.4	(5.4)	89.9	(3.8)	64.2	(8.8)
	Lettland	23.9	(8.3)	24.9	(7.7)	33.6	(9.4)	75.0	(10.3)	91.4	(5.6)	67.3	(12.8)
	Liechtenstein	c	c	c	c	c	c	c	c	c	c	c	c
	Litauen	c	c	c	c	c	c	c	c	c	c	c	c
	Macau (China)	97.6	(0.1)	40.4	(0.2)	99.5	(0.0)	76.0	(0.1)	79.9	(0.2)	70.3	(0.2)
	Montenegro	31.2	(0.1)	23.8	(0.1)	39.1	(0.1)	65.3	(0.1)	87.8	(0.1)	79.9	(0.1)
	Panama	65.6	(6.0)	5.7	(2.7)	80.0	(5.4)	48.4	(7.2)	93.9	(2.5)	70.3	(9.4)
	Peru	27.3	(3.9)	19.8	(3.4)	65.5	(4.3)	43.7	(4.2)	94.5	(1.6)	60.2	(4.6)
	Katar	33.3	(0.1)	24.5	(0.1)	70.2	(0.1)	53.5	(0.1)	86.8	(0.1)	54.3	(0.2)
	Rumänien	c	c	c	c	c	c	c	c	c	c	c	c
	Russ. Föderation	30.4	(5.6)	23.4	(5.4)	27.4	(5.3)	53.5	(6.4)	77.4	(4.7)	51.0	(6.8)
	Serbien	77.8	(3.7)	53.3	(3.7)	89.6	(2.1)	78.6	(3.4)	99.2	(0.5)	78.7	(4.5)
	Shanghai (China)	47.8	(5.6)	21.3	(4.6)	64.4	(5.5)	67.6	(6.0)	86.2	(3.7)	73.0	(5.4)
	Singapur	1.7	(0.5)	12.6	(0.4)	10.1	(0.2)	11.8	(0.3)	36.6	(0.8)	14.2	(0.6)
	Chinesisches Taipeh	91.8	(2.6)	37.3	(4.3)	95.6	(1.9)	83.4	(4.2)	88.7	(2.7)	76.1	(5.0)
	Thailand	54.1	(3.8)	32.8	(3.7)	93.0	(2.1)	41.6	(4.0)	96.6	(1.5)	66.7	(5.4)
	Trinidad und Tobago	7.1	(0.2)	24.9	(0.4)	37.1	(0.4)	37.3	(0.4)	84.0	(0.2)	47.1	(0.6)
	Tunesien	11.5	(3.3)	8.5	(3.6)	63.8	(5.8)	55.9	(6.3)	99.5	(0.7)	73.7	(5.1)
Uruguay	9.4	(2.4)	3.1	(1.1)	36.1	(3.3)	36.0	(3.5)	88.9	(2.8)	49.5	(4.8)	

[Teil 1/1]
Horizontale Differenzierung auf Schulebene: Gruppierung nach Leistungsfähigkeit und Schülerleistungen im Bereich Lesekompetenz
Auf Grundlage der Angaben der Schulleitungen

Tabelle IV.3.4

	Prozentsatz der Schüler in Schulen, in denen nach Angaben der Leitung innerhalb der Schule (zwischen den und/oder innerhalb der Klassen) wie folgt differenziert wird:						Leistung auf der Gesamtskala Lesekompetenz							
	Keine Gruppierung nach Leistungsfähigkeit		Gruppierung nach Leistungsfähigkeit in einigen Fächern		Gruppierung nach Leistungsfähigkeit in allen Fächern		Keine Gruppierung nach Leistungsfähigkeit oder Gruppierung nach Leistungsfähigkeit in einigen Fächern		Gruppierung nach Leistungsfähigkeit in allen Fächern		Beob. Diff. (Grupp. nach Leistungsfäh. in allen Fächern – Keine Grupp. nach Leistungsfähigkeit oder Grupp. nach Leistungsfähigkeit in einigen Fächern)		Nach Berücksichtigung des sozioökonom. Hintergrunds der Schüler und der Schule	
	%	S.E.	%	S.E.	%	S.E.	Mittelwert	S.E.	Mittelwert	S.E.	Diff.	S.E.	Diff.	S.E.
OECD-Länder														
Australien	4.6	(1.1)	91.7	(1.5)	3.7	(1.1)	515	(2.4)	521	(13.3)	6.3	(13.8)	-3.0	(5.7)
Österreich	53.6	(3.3)	40.4	(3.1)	6.0	(1.7)	473	(3.2)	418	(27.5)	-54.9	(28.0)	-20.9	(12.1)
Belgien	54.3	(2.6)	27.1	(2.6)	18.7	(2.2)	507	(2.8)	508	(8.5)	1.2	(9.5)	4.8	(5.0)
Kanada	9.7	(1.0)	77.4	(1.9)	12.9	(1.6)	526	(1.7)	517	(5.8)	-8.7	(6.3)	-3.2	(4.8)
Chile	35.1	(4.1)	34.6	(3.8)	30.3	(3.7)	447	(4.1)	454	(6.6)	7.0	(8.3)	5.5	(6.2)
Tschech. Rep.	31.2	(3.5)	61.5	(3.5)	7.3	(1.8)	480	(3.3)	440	(4.9)	-40.1	(6.4)	-22.6	(10.2)
Dänemark	50.4	(3.5)	43.8	(3.5)	5.8	(1.7)	496	(2.0)	468	(8.2)	-28.0	(8.3)	-5.0	(5.3)
Estland	43.8	(3.6)	44.2	(3.5)	12.0	(2.3)	501	(3.0)	496	(7.9)	-5.1	(8.8)	-6.4	(6.6)
Finnland	42.5	(4.0)	56.2	(4.2)	1.4	(0.9)	536	(2.2)	539	(34.8)	3.0	(34.9)	3.2	(32.7)
Frankreich	w	w	w	w	w	w	w	w	w	w	w	w	w	w
Deutschland	49.4	(2.9)	39.6	(3.0)	11.0	(2.3)	503	(3.1)	477	(16.8)	-26.0	(17.7)	-6.2	(11.5)
Griechenland	85.2	(2.7)	14.4	(2.7)	0.4	(0.4)	482	(4.4)	518	(4.0)	35.0	(6.1)	-42.9	(6.7)
Ungarn	32.3	(3.5)	64.8	(3.9)	2.9	(1.6)	496	(3.5)	457	(64.2)	-38.8	(65.8)	-2.5	(19.9)
Island	25.2	(0.2)	63.4	(0.2)	11.3	(0.2)	500	(1.5)	485	(4.6)	-15.4	(4.9)	-5.0	(5.0)
Irland	3.6	(1.8)	87.3	(3.3)	9.0	(2.8)	494	(3.6)	498	(13.8)	4.6	(14.9)	11.4	(11.8)
Israel	2.8	(1.2)	74.0	(2.9)	23.2	(2.9)	487	(4.7)	437	(9.3)	-50.3	(11.1)	-19.0	(10.0)
Italien	44.4	(1.9)	41.7	(1.8)	13.9	(1.6)	489	(2.0)	485	(8.3)	-3.6	(9.5)	7.5	(5.8)
Japan	33.3	(3.6)	55.9	(3.8)	10.8	(2.1)	518	(4.1)	536	(9.6)	17.9	(11.6)	-15.5	(7.3)
Korea	9.9	(2.8)	86.2	(3.2)	3.9	(1.6)	539	(3.6)	541	(12.7)	2.0	(13.6)	7.7	(10.5)
Luxemburg	29.3	(0.1)	19.7	(0.1)	51.0	(0.1)	507	(1.6)	434	(1.8)	-72.4	(2.2)	-17.1	(3.0)
Mexiko	30.9	(1.7)	52.8	(1.7)	16.3	(1.4)	425	(2.3)	428	(5.4)	2.4	(6.3)	2.7	(4.7)
Niederlande	19.8	(3.0)	36.2	(3.6)	44.0	(4.3)	507	(7.4)	510	(8.1)	2.8	(11.2)	13.4	(7.1)
Neuseeland	1.5	(1.0)	93.6	(1.6)	4.8	(1.3)	522	(2.7)	534	(12.0)	12.5	(12.9)	-1.3	(8.0)
Norwegen	26.6	(3.1)	68.8	(3.0)	4.6	(1.4)	502	(2.6)	517	(11.8)	14.7	(11.9)	5.0	(8.9)
Polen	54.2	(3.2)	42.2	(3.3)	3.6	(1.4)	500	(2.7)	517	(9.4)	17.3	(9.5)	10.6	(5.6)
Portugal	68.5	(4.1)	23.8	(3.7)	7.7	(2.0)	491	(3.2)	469	(13.2)	-22.4	(13.7)	-9.1	(10.9)
Slowak. Rep.	26.6	(3.8)	66.2	(4.0)	7.2	(2.0)	480	(2.6)	439	(10.5)	-40.9	(10.7)	-16.2	(11.3)
Slowenien	45.0	(0.4)	50.2	(0.4)	4.7	(0.5)	484	(0.9)	468	(10.0)	-16.3	(10.0)	-11.2	(10.3)
Spanien	39.6	(2.7)	53.6	(3.0)	6.8	(1.6)	480	(2.0)	501	(5.4)	21.1	(5.6)	12.0	(4.5)
Schweden	25.8	(2.9)	65.5	(3.2)	8.7	(2.0)	496	(3.1)	516	(9.8)	19.9	(10.2)	10.6	(5.8)
Schweiz	25.1	(2.7)	35.8	(3.2)	39.1	(3.4)	510	(3.9)	485	(4.5)	-25.3	(7.0)	-8.4	(5.4)
Türkei	37.6	(4.1)	34.9	(3.8)	27.6	(3.7)	462	(4.7)	468	(8.4)	6.0	(10.6)	4.1	(6.5)
Ver. Königreich	0.9	(0.9)	91.5	(1.9)	7.6	(1.9)	496	(2.7)	494	(9.2)	-1.8	(10.0)	-2.0	(7.6)
Ver. Staaten	8.8	(2.2)	83.8	(3.1)	7.4	(2.2)	499	(4.3)	507	(16.1)	7.9	(18.2)	9.4	(7.7)
OECD-Durchschnitt	31.9	(0.5)	55.2	(0.5)	12.9	(0.4)	495	(0.6)	487	(2.9)	-8.1	(3.0)	-3.3	(1.8)
Partnerländer														
Albanien	33.5	(3.6)	39.6	(3.9)	26.9	(3.2)	383	(5.5)	389	(6.7)	5.8	(9.4)	6.0	(6.2)
Argentinien	39.3	(3.9)	32.9	(3.5)	27.8	(4.2)	401	(6.5)	398	(11.8)	-2.6	(15.0)	-5.0	(8.1)
Aserbaidschan	8.9	(2.6)	67.2	(4.3)	23.9	(4.1)	360	(3.9)	367	(8.4)	7.4	(9.6)	-3.4	(7.4)
Brasilien	55.2	(3.2)	23.9	(2.9)	20.9	(2.2)	425	(3.9)	414	(5.5)	-11.5	(7.6)	-5.9	(4.4)
Bulgarien	45.3	(5.3)	35.8	(5.2)	19.0	(4.2)	440	(7.2)	423	(23.0)	-16.7	(24.7)	-14.6	(12.1)
Kolumbien	40.5	(4.9)	42.1	(4.4)	17.3	(3.4)	417	(4.2)	408	(7.3)	-8.8	(8.4)	-9.6	(7.9)
Kroatien	51.4	(3.9)	28.0	(4.0)	20.6	(3.1)	474	(3.8)	485	(7.9)	10.7	(9.8)	10.5	(7.2)
Dubai (VAE)	14.9	(0.1)	48.2	(0.1)	36.9	(0.1)	473	(1.6)	457	(2.2)	-16.8	(2.8)	-12.6	(2.8)
Hongkong (China)	23.9	(3.0)	65.2	(3.7)	10.9	(2.6)	536	(2.8)	511	(13.7)	-25.1	(15.1)	-10.3	(14.0)
Indonesien	60.4	(4.1)	19.3	(3.2)	20.3	(3.4)	404	(4.6)	393	(6.7)	-10.8	(8.6)	-5.5	(6.8)
Jordanien	16.9	(2.9)	37.2	(4.0)	45.9	(4.0)	399	(4.7)	412	(6.1)	12.2	(8.4)	10.9	(7.9)
Kasachstan	22.8	(3.6)	41.5	(3.9)	35.7	(3.5)	395	(4.2)	383	(7.2)	-12.4	(9.4)	-9.5	(8.2)
Kirgisistan	27.7	(3.8)	52.9	(3.6)	19.4	(2.5)	309	(3.5)	336	(9.5)	26.8	(10.6)	12.2	(7.1)
Lettland	55.4	(4.2)	34.6	(4.1)	10.0	(2.2)	485	(3.2)	474	(7.9)	-10.7	(8.5)	-12.1	(5.7)
Liechtenstein	28.8	(0.3)	66.8	(0.2)	4.4	(0.1)	497	(2.9)	542	(19.2)	44.3	(19.9)	10.5	(20.3)
Litauen	23.0	(3.1)	62.0	(3.5)	14.9	(2.6)	471	(2.7)	452	(8.2)	-19.2	(8.9)	-18.2	(7.5)
Macau (China)	36.1	(0.0)	43.8	(0.0)	20.1	(0.0)	487	(1.1)	487	(1.6)	0.2	(2.0)	3.7	(2.0)
Montenegro	52.1	(0.9)	18.8	(1.4)	29.1	(0.6)	412	(2.4)	397	(2.3)	-14.4	(3.5)	9.7	(2.7)
Panama	42.4	(5.4)	50.3	(5.8)	7.3	(2.7)	370	(7.6)	391	(16.6)	20.6	(19.2)	20.1	(9.2)
Peru	25.5	(3.0)	41.2	(3.6)	33.2	(3.5)	372	(5.3)	364	(7.1)	-8.1	(9.9)	-0.1	(5.2)
Katar	16.1	(0.1)	46.4	(0.1)	37.5	(0.1)	375	(1.1)	355	(1.4)	-20.0	(1.9)	-5.9	(1.8)
Rumänien	28.0	(3.3)	50.5	(3.5)	21.6	(3.5)	424	(5.5)	427	(11.2)	3.8	(14.1)	0.6	(9.0)
Russ. Föderation	22.7	(2.9)	39.6	(3.9)	37.8	(3.3)	462	(3.8)	455	(5.5)	-7.4	(6.2)	-2.2	(3.8)
Serbien	52.4	(4.1)	30.4	(3.7)	17.3	(3.1)	445	(2.7)	437	(9.7)	-7.6	(11.0)	-4.6	(7.7)
Shanghai (China)	36.3	(4.1)	50.7	(4.5)	13.0	(2.7)	556	(3.0)	552	(12.1)	-4.7	(13.8)	2.0	(7.9)
Singapur	0.0	c	86.4	(0.5)	13.6	(0.5)	527	(1.0)	521	(3.6)	-5.4	(3.7)	-2.3	(3.5)
Chinesisches Taipeh	48.3	(3.9)	46.1	(3.9)	5.6	(1.8)	494	(2.9)	514	(13.8)	20.1	(15.0)	-5.0	(12.5)
Thailand	30.6	(3.5)	50.6	(3.5)	18.8	(2.6)	417	(3.0)	440	(6.6)	23.5	(7.5)	12.0	(5.8)
Trinidad und Tobago	38.9	(0.4)	46.4	(0.3)	14.7	(0.2)	426	(1.4)	385	(3.4)	-41.2	(3.7)	-6.2	(3.8)
Tunesien	96.2	(1.4)	0.6	(0.6)	3.2	(1.4)	402	(3.1)	443	(38.9)	40.8	(39.7)	8.8	(28.4)
Uruguay	61.8	(3.1)	26.7	(3.0)	11.5	(2.5)	426	(2.8)	423	(12.1)	-2.9	(12.9)	-6.8	(8.6)

Anmerkung: Statistisch signifikante Werte sind durch Fettdruck gekennzeichnet (siehe Anhang A3).
 StatLink <http://dx.doi.org/10.1787/888932343285>



[Teil 1/3]
**Index der Schulautonomie bei der Ressourcenallokation und Schülerleistungen im Bereich
 Lesekompetenz, nach nationalen Indexquartilen**
 Auf Grundlage der Angaben der Schulleitungen

Tabelle IV.3.5


		Index der Schulautonomie bei der Ressourcenallokation															
		Alle Schüler		Unterstes Quartil		Zweites Quartil		Drittes Quartil		Oberstes Quartil		In der Sekundarstufe I (ISCED 2)		In der Sekundarstufe II (ISCED 3)		Differenz zwischen Sekundarstufe I und Sekundarstufe II	
		Index-mittel	S.E.	Index-mittel	S.E.	Index-mittel	S.E.	Index-mittel	S.E.	Index-mittel	S.E.	Index-mittel	S.E.	Index-mittel	S.E.	Diff.	S.E.
OECD-Länder	Australien	-0.07	(0.03)	-0.66	(0.01)	-0.51	(0.01)	-0.20	(0.01)	1.09	(0.12)	-0.04	(0.04)	-0.12	(0.07)	0.08	(0.06)
	Österreich	-0.61	(0.02)	-0.76	(0.01)	-0.72	(0.00)	-0.62	(0.00)	-0.35	(0.06)	-0.72	(0.01)	-0.61	(0.02)	-0.11	(0.02)
	Belgien	-0.36	(0.01)	-0.73	(0.01)	-0.49	(0.01)	-0.18	(0.01)	-0.04	(0.03)	-0.40	(0.08)	-0.36	(0.01)	-0.04	(0.08)
	Kanada	-0.39	(0.02)	-0.68	(0.00)	-0.59	(0.00)	-0.48	(0.00)	0.19	(0.07)	-0.39	(0.03)	-0.39	(0.02)	0.00	(0.03)
	Chile	0.45	(0.07)	-0.77	(0.01)	-0.45	(0.02)	0.77	(0.06)	2.27	(0.05)	-0.22	(0.11)	0.49	(0.07)	-0.71	(0.12)
	Tschech. Rep.	1.12	(0.08)	-0.20	(0.02)	0.33	(0.02)	1.92	(0.09)	2.45	(0.00)	1.10	(0.09)	1.15	(0.12)	-0.06	(0.15)
	Dänemark	0.18	(0.06)	-0.47	(0.01)	-0.23	(0.01)	-0.06	(0.01)	1.49	(0.13)	0.18	(0.07)	0.98	(0.58)	-0.81	(0.59)
	Estland	-0.04	(0.05)	-0.39	(0.01)	-0.26	(0.01)	-0.12	(0.00)	0.61	(0.13)	-0.05	(0.04)	0.54	(0.24)	-0.59	(0.23)
	Finnland	-0.39	(0.03)	-0.69	(0.01)	-0.56	(0.00)	-0.44	(0.00)	0.15	(0.09)	-0.39	(0.02)	c	c	c	c
	Frankreich	w	w	w	w	w	w	w	w	w	w	w	w	w	w	w	w
	Deutschland	-0.53	(0.03)	-0.75	(0.00)	-0.68	(0.00)	-0.58	(0.00)	-0.10	(0.11)	-0.53	(0.03)	-0.49	(0.08)	-0.04	(0.09)
	Griechenland	-0.77	(0.01)	-0.82	(0.00)	-0.81	(0.00)	-0.80	(0.00)	-0.64	(0.01)	-0.78	(0.01)	-0.77	(0.01)	-0.01	(0.02)
	Ungarn	0.82	(0.00)	-0.41	(0.02)	-0.01	(0.02)	1.27	(0.08)	2.45	(0.00)	0.51	(0.19)	0.86	(0.10)	-0.35	(0.21)
	Island	-0.06	(0.00)	-0.44	(0.00)	-0.25	(0.00)	-0.11	(0.00)	0.54	(0.01)	-0.06	(0.00)	c	c	c	c
	Irland	-0.42	(0.02)	-0.73	(0.01)	-0.52	(0.01)	-0.32	(0.01)	-0.13	(0.02)	-0.43	(0.02)	-0.42	(0.02)	-0.01	(0.01)
	Israel	-0.25	(0.05)	-0.66	(0.01)	-0.54	(0.00)	-0.43	(0.00)	0.62	(0.20)	-0.38	(0.07)	-0.23	(0.06)	-0.15	(0.06)
	Italien	-0.65	(0.02)	-0.83	(0.00)	-0.82	(0.00)	-0.74	(0.00)	-0.23	(0.06)	-0.68	(0.06)	-0.65	(0.02)	-0.03	(0.06)
	Japan	-0.18	(0.06)	-0.77	(0.01)	-0.75	(0.00)	-0.57	(0.01)	1.36	(0.13)	c	c	-0.18	(0.06)	c	c
	Korea	-0.44	(0.07)	-0.81	(0.00)	-0.74	(0.00)	-0.60	(0.01)	0.40	(0.20)	-0.72	(0.03)	-0.42	(0.07)	-0.29	(0.07)
	Luxemburg	-0.27	(0.00)	-0.75	(0.00)	-0.61	(0.00)	-0.54	(0.00)	0.81	(0.01)	-0.30	(0.00)	-0.23	(0.00)	-0.08	(0.01)
	Mexiko	-0.37	(0.03)	-0.82	(0.00)	-0.72	(0.00)	-0.54	(0.00)	0.59	(0.07)	-0.56	(0.04)	-0.23	(0.03)	-0.33	(0.05)
	Niederlande	1.30	(0.10)	-0.03	(0.03)	0.70	(0.06)	2.07	(0.04)	2.45	(0.00)	1.27	(0.11)	1.37	(0.14)	-0.11	(0.15)
	Neuseeland	0.11	(0.04)	-0.34	(0.01)	-0.14	(0.00)	-0.05	(0.01)	0.96	(0.11)	0.10	(0.05)	0.11	(0.04)	-0.01	(0.04)
	Norwegen	-0.23	(0.04)	-0.60	(0.01)	-0.45	(0.00)	-0.28	(0.01)	0.43	(0.13)	-0.23	(0.04)	c	c	c	c
	Polen	-0.36	(0.02)	-0.63	(0.00)	-0.51	(0.01)	-0.39	(0.01)	0.07	(0.07)	-0.36	(0.02)	c	c	c	c
	Portugal	-0.44	(0.06)	-0.78	(0.00)	-0.69	(0.00)	-0.57	(0.01)	0.27	(0.20)	-0.51	(0.05)	-0.40	(0.08)	-0.11	(0.06)
	Slowak. Rep.	0.50	(0.09)	-0.40	(0.02)	-0.15	(0.01)	0.17	(0.03)	2.37	(0.05)	0.38	(0.13)	0.57	(0.13)	-0.19	(0.19)
	Slowenien	-0.13	(0.01)	-0.49	(0.00)	-0.35	(0.00)	-0.20	(0.00)	0.51	(0.03)	0.36	(0.06)	-0.15	(0.00)	0.51	(0.26)
	Spanien	-0.47	(0.03)	-0.82	(0.00)	-0.77	(0.00)	-0.53	(0.01)	0.24	(0.09)	-0.47	(0.03)	c	c	c	c
	Schweden	0.81	(0.07)	-0.34	(0.02)	0.14	(0.03)	0.99	(0.07)	2.45	(0.00)	0.81	(0.07)	0.61	(0.34)	0.20	(0.35)
	Schweiz	-0.18	(0.06)	-0.63	(0.01)	-0.46	(0.01)	-0.32	(0.01)	0.69	(0.16)	-0.19	(0.06)	-0.15	(0.19)	-0.04	(0.20)
	Türkei	-0.74	(0.01)	-0.83	(0.00)	-0.81	(0.00)	-0.75	(0.00)	-0.57	(0.05)	c	c	-0.74	(0.01)	c	c
	Ver. Königreich	0.83	(0.07)	-0.37	(0.02)	0.11	(0.02)	1.14	(0.07)	2.45	(0.00)	0.55	(0.55)	0.86	(0.07)	-0.31	(0.55)
Ver. Staaten	0.40	(0.06)	-0.54	(0.01)	-0.24	(0.02)	0.72	(0.04)	1.67	(0.07)	0.38	(0.07)	0.41	(0.06)	-0.03	(0.06)	
OECD-Durchschnitt	-0.06	(0.01)	-0.60	(0.00)	-0.41	(0.00)	-0.04	(0.01)	0.83	(0.02)	-0.09	(0.02)	0.05	(0.03)	-0.14	(0.04)	
Partnerländer	Albanien	-0.60	(0.04)	-0.83	(0.00)	-0.81	(0.00)	-0.68	(0.01)	-0.07	(0.13)	-0.63	(0.05)	-0.56	(0.06)	-0.07	(0.07)
	Argentinien	-0.56	(0.04)	-0.81	(0.00)	-0.74	(0.00)	-0.62	(0.01)	-0.06	(0.10)	-0.65	(0.03)	-0.50	(0.05)	-0.16	(0.05)
	Aserbaidschan	-0.54	(0.02)	-0.78	(0.01)	-0.66	(0.01)	-0.56	(0.00)	-0.17	(0.06)	-0.55	(0.02)	-0.53	(0.03)	-0.02	(0.02)
	Brasilien	-0.52	(0.02)	-0.84	(0.00)	-0.83	(0.00)	-0.77	(0.00)	0.36	(0.10)	-0.72	(0.02)	-0.45	(0.03)	-0.26	(0.03)
	Bulgarien	1.38	(0.09)	-0.09	(0.05)	0.74	(0.04)	2.41	(0.02)	2.45	(0.00)	1.46	(0.16)	1.37	(0.09)	0.09	(0.18)
	Kolumbien	-0.29	(0.07)	-0.82	(0.00)	-0.80	(0.00)	-0.67	(0.01)	1.13	(0.18)	-0.40	(0.06)	-0.23	(0.08)	-0.17	(0.06)
	Kroatien	-0.39	(0.03)	-0.65	(0.01)	-0.49	(0.01)	-0.37	(0.01)	-0.06	(0.08)	c	c	-0.39	(0.03)	c	c
	Dubai (VAE)	0.82	(0.00)	-0.70	(0.00)	0.29	(0.00)	1.25	(0.01)	2.44	(0.00)	0.57	(0.02)	0.88	(0.01)	-0.31	(0.02)
	Hongkong (China)	0.20	(0.05)	-0.44	(0.02)	-0.15	(0.01)	-0.03	(0.01)	1.41	(0.15)	0.24	(0.06)	0.18	(0.06)	0.06	(0.05)
	Indonesien	0.04	(0.06)	-0.72	(0.01)	-0.60	(0.01)	-0.05	(0.05)	1.53	(0.09)	-0.07	(0.07)	0.17	(0.12)	-0.25	(0.15)
	Jordanien	-0.63	(0.03)	-0.82	(0.00)	-0.80	(0.00)	-0.66	(0.01)	-0.24	(0.10)	-0.63	(0.03)	c	c	c	c
	Kasachstan	-0.35	(0.05)	-0.65	(0.01)	-0.60	(0.00)	-0.48	(0.01)	0.33	(0.15)	-0.40	(0.04)	-0.15	(0.12)	-0.25	(0.12)
	Kirgisistan	-0.43	(0.04)	-0.77	(0.01)	-0.63	(0.00)	-0.50	(0.01)	0.20	(0.13)	-0.47	(0.04)	-0.27	(0.08)	-0.20	(0.05)
	Lettland	0.05	(0.05)	-0.47	(0.01)	-0.19	(0.01)	-0.04	(0.01)	0.90	(0.13)	0.05	(0.05)	0.09	(0.21)	-0.04	(0.21)
	Liechtenstein	0.15	(0.01)	-0.75	(0.00)	-0.62	(0.00)	0.36	(0.03)	1.61	(0.01)	0.07	(0.02)	c	c	c	c
	Litauen	-0.28	(0.03)	-0.60	(0.00)	-0.46	(0.01)	-0.34	(0.01)	0.30	(0.10)	-0.28	(0.03)	c	c	c	c
	Macau (China)	1.61	(0.00)	0.09	(0.00)	1.43	(0.00)	2.45	(0.00)	2.45	(0.00)	1.64	(0.00)	1.55	(0.00)	0.09	(0.01)
	Montenegro	-0.39	(0.00)	-0.60	(0.00)	-0.49	(0.00)	-0.41	(0.00)	-0.05	(0.00)	c	c	-0.38	(0.00)	c	c
	Panama	-0.33	(0.07)	-0.82	(0.00)	-0.76	(0.00)	-0.58	(0.01)	0.82	(0.20)	-0.47	(0.09)	-0.23	(0.14)	-0.25	(0.21)
	Peru	0.02	(0.07)	-0.81	(0.00)	-0.67	(0.01)	-0.48	(0.01)	2.03	(0.12)	-0.37	(0.06)	0.19	(0.09)	-0.56	(0.11)
	Katar	0.27	(0.00)	-0.84	(0.00)	-0.55	(0.00)	0.37	(0.00)	2.09	(0.00)	0.41	(0.01)	0.23	(0.00)	0.18	(0.01)
	Rumänien	-0.75	(0.01)	-0.83	(0.00)	-0.82	(0.00)	-0.76	(0.00)	-0.57	(0.02)	-0.75	(0.01)	c	c	c	c
	Russ. Föderation	-0.08	(0.05)	-0.59	(0.01)	-0.40	(0.01)	-0.14	(0.01)	0.84	(0.09)	-0.10	(0.00)	-0.02	(0.00)	-0.08	(0.05)
	Serbien	-0.39	(0.03)	-0.63	(0.01)	-0.47	(0.01)	-0.40	(0.01)	-0.04	(0.08)	-0.54	(0.04)	-0.38	(0.03)	-0.15	(0.05)
	Shanghai (China)	0.83	(0.07)	-0.35	(0.02)	0.10	(0.04)	1.21	(0.04)	2.36	(0.03)	0.78	(0.09)	0.86	(0.10)	-0.08	(0.13)
	Singapur	-0.43	(0.01)	-0.76	(0.00)	-0.62	(0.00)	-0.51	(0.00)	0.17	(0.04)	-0.52	(0.03)	-0.42	(0.01)	-0.10	(0.03)
	Chinesisch Taipeh	0.05	(0.06)	-0.70	(0.01)	-0.47	(0.01)	-0.21	(0.02)	1.57	(0.14)	-0.39	(0.05)	0.28	(0.08)	-0.68	(0.07)
	Thailand	0.28	(0.07)	-0.59	(0.01)	-0.37	(0.01)	0.07	(0.03)	1.99	(0.10)	0.05	(0.12)	0.35	(0.08)	-0.29	(0.13)
	Trinidad und Tobago	-0.50	(0.00)	-0.77	(0.00)	-0.66	(0.00)	-0.61	(0.00)	0.02	(0.01)	-0.51	(0.01)	-0.50	(0.00)	0.00	(0.01)
	Tunesien	-0.71	(0.01)	-0.81	(0.00)	-0.75	(0.00)	-0.74	(0.00)	-0.53	(0.03)	-0.65	(0.01)	-0.75	(0.01)	0.10	(0.02)
Uruguay	-0.51	(0.03)	-0.84	(0.00)	-0.77	(0.00)	-0.72	(0.00)	0.27	(0.13)	-0.70	(0.01)	-0.39	(0.05)	-0.31	(0.05)	

Anmerkung: Statistisch signifikante Werte sind durch Fettdruck gekennzeichnet (siehe Anhang A3).
 StatLink <http://dx.doi.org/10.1787/888932343285>

[Teil 2/3]
**Index der Schulautonomie bei der Ressourcenallokation und Schülerleistungen im Bereich
 Lesekompetenz, nach nationalen Indexquartilen**
 Auf Grundlage der Angaben der Schulleitungen

Tabelle IV.3.5

	Index der Schulautonomie bei der Ressourcenallokation										Varianz im Index der Schulautonomie bei der Ressourcenallokation				
	In allgemein-bildenden Programmen		In berufs-bildenden Programmen		Differenz zwischen allgemein- und berufsbildenden Programmen		In öffentlichen Schulen		In privaten Schulen				Differenz zwischen öffentlichen und privaten Schulen		
	Index-mittel	S.E.	Index-mittel	S.E.	Diff.	S.E.	Index-mittel	S.E.	Index-mittel	S.E.			Diff.	S.E.	Standard-abweich.
OECD-Länder															
Australien	-0.02	(0.04)	-0.55	(0.07)	0.53	(0.09)	-0.50	(0.01)	0.59	(0.09)	-1.08	(0.09)	0.89	(0.05)	
Österreich	-0.67	(0.01)	-0.59	(0.03)	-0.08	(0.03)	-0.64	(0.01)	-0.41	(0.13)	-0.24	(0.13)	0.30	(0.08)	
Belgien	-0.40	(0.01)	-0.32	(0.02)	-0.08	(0.02)	-0.46	(0.03)	-0.32	(0.01)	-0.14	(0.03)	0.31	(0.03)	
Kanada	a	a	a	a	a	a	-0.49	(0.01)	0.87	(0.18)	-1.37	(0.18)	0.55	(0.05)	
Chile	0.46	(0.07)	0.34	(0.16)	0.12	(0.14)	-0.66	(0.03)	1.25	(0.10)	-1.91	(0.11)	1.23	(0.04)	
Tschech. Rep.	1.13	(0.09)	1.11	(0.14)	0.03	(0.16)	1.11	(0.08)	1.66	(0.41)	-0.55	(0.42)	1.17	(0.02)	
Dänemark	0.18	(0.06)	c	c	c	c	-0.04	(0.05)	0.93	(0.19)	-0.96	(0.19)	0.90	(0.06)	
Estland	-0.05	(0.05)	c	c	c	c	-0.07	(0.04)	0.87	(0.45)	-0.94	(0.45)	0.59	(0.08)	
Finnland	-0.39	(0.03)	c	c	c	c	-0.44	(0.03)	0.93	(0.55)	-1.37	(0.56)	0.50	(0.04)	
Frankreich	w	w	w	w	w	w	w	w	w	w	w	w	w	w	
Deutschland	-0.53	(0.03)	-0.46	(0.09)	-0.07	(0.10)	-0.60	(0.02)	0.77	(0.39)	-1.36	(0.39)	0.49	(0.09)	
Griechenland	-0.76	(0.01)	-0.80	(0.01)	0.04	(0.01)	-0.78	(0.01)	-0.65	(0.04)	-0.13	(0.04)	0.08	(0.01)	
Ungarn	0.81	(0.10)	0.90	(0.18)	-0.08	(0.21)	0.72	(0.10)	1.54	(0.24)	-0.82	(0.27)	1.17	(0.03)	
Island	-0.06	(0.00)	c	c	c	c	-0.08	(0.00)	c	c	c	c	0.50	(0.01)	
Irland	-0.42	(0.02)	c	c	c	c	-0.60	(0.03)	-0.32	(0.02)	-0.28	(0.03)	0.24	(0.02)	
Israel	-0.25	(0.05)	c	c	c	c	-0.43	(0.04)	0.58	(0.22)	-1.01	(0.22)	0.75	(0.10)	
Italien	-0.62	(0.03)	-0.69	(0.02)	0.07	(0.04)	-0.76	(0.01)	0.93	(0.23)	-1.69	(0.23)	0.52	(0.05)	
Japan	-0.57	(0.06)	0.92	(0.17)	-1.49	(0.18)	-0.67	(0.00)	0.99	(0.00)	-1.66	(0.18)	1.01	(0.07)	
Korea	-0.41	(0.08)	-0.52	(0.08)	0.10	(0.11)	-0.73	(0.01)	0.06	(0.15)	-0.80	(0.15)	0.75	(0.11)	
Luxemburg	-0.25	(0.00)	-0.31	(0.01)	0.05	(0.01)	-0.60	(0.00)	1.59	(0.00)	-2.18	(0.00)	0.84	(0.00)	
Mexiko	-0.37	(0.04)	-0.40	(0.03)	0.03	(0.05)	-0.59	(0.01)	1.29	(0.12)	-1.88	(0.12)	0.77	(0.04)	
Niederlande	1.35	(0.10)	1.06	(0.56)	0.29	(0.58)	1.26	(0.14)	1.32	(0.14)	-0.06	(0.20)	1.04	(0.03)	
Neuseeland	0.11	(0.04)	c	c	c	c	0.01	(0.04)	1.88	(0.33)	-1.86	(0.33)	0.72	(0.06)	
Norwegen	-0.23	(0.04)	c	c	c	c	-0.25	(0.04)	c	c	c	c	0.60	(0.08)	
Polen	-0.36	(0.02)	c	c	c	c	-0.41	(0.02)	1.58	(0.25)	-1.99	(0.25)	0.44	(0.06)	
Portugal	-0.52	(0.04)	0.15	(0.28)	-0.67	(0.27)	-0.65	(0.01)	0.80	(0.31)	-1.46	(0.31)	0.71	(0.11)	
Slowak. Rep.	0.50	(0.12)	0.35	(0.23)	0.15	(0.26)	0.45	(0.09)	0.99	(0.34)	-0.54	(0.36)	1.12	(0.06)	
Slowenien	-0.14	(0.02)	-0.13	(0.00)	0.00	(0.02)	-0.14	(0.01)	0.18	(0.01)	-0.33	(0.02)	0.58	(0.02)	
Spanien	-0.47	(0.03)	c	c	c	c	-0.74	(0.01)	0.06	(0.07)	-0.80	(0.07)	0.58	(0.06)	
Schweden	0.81	(0.07)	c	c	c	c	0.65	(0.08)	2.28	(0.07)	-1.63	(0.11)	1.12	(0.03)	
Schweiz	-0.18	(0.06)	-0.19	(0.21)	0.01	(0.22)	-0.31	(0.03)	1.13	(0.33)	-1.44	(0.33)	0.73	(0.10)	
Türkei	-0.73	(0.02)	-0.75	(0.01)	0.03	(0.03)	-0.75	(0.01)	c	c	c	c	0.21	(0.07)	
Ver. Königreich	0.86	(0.07)	c	c	c	c	0.78	(0.08)	2.08	(0.12)	-1.30	(0.15)	1.14	(0.03)	
Ver. Staaten	0.40	(0.06)	c	c	c	c	0.34	(0.06)	1.09	(0.29)	-0.75	(0.29)	0.92	(0.04)	
OECD-Durchschnitt	-0.06	(0.01)	-0.05	(0.04)	-0.05	(0.04)	-0.21	(0.01)	0.88	(0.04)	-1.08	(0.05)	0.71	(0.01)	
Partnerländer															
Albanien	-0.61	(0.03)	-0.42	(0.22)	-0.19	(0.21)	-0.73	(0.01)	0.49	(0.26)	-1.22	(0.26)	0.54	(0.10)	
Argentinien	-0.54	(0.04)	-0.68	(0.03)	0.14	(0.05)	-0.71	(0.01)	-0.28	(0.10)	-0.43	(0.10)	0.41	(0.07)	
Aserbaidschan	-0.54	(0.02)	-0.50	(0.11)	-0.05	(0.11)	-0.55	(0.02)	c	c	c	c	0.32	(0.05)	
Brasilien	-0.52	(0.02)	c	c	c	c	-0.78	(0.01)	1.33	(0.15)	-2.11	(0.15)	0.79	(0.05)	
Bulgarien	1.28	(0.10)	1.54	(0.18)	-0.26	(0.23)	1.36	(0.09)	c	c	c	c	1.12	(0.03)	
Kolumbien	-0.26	(0.07)	-0.41	(0.20)	0.15	(0.20)	-0.71	(0.03)	1.48	(0.22)	-2.20	(0.22)	1.05	(0.08)	
Kroatien	-0.30	(0.08)	-0.43	(0.02)	0.13	(0.09)	-0.43	(0.01)	c	c	c	c	0.36	(0.08)	
Dubai (VAE)	0.82	(0.00)	c	c	c	c	-0.71	(0.00)	1.23	(0.00)	-1.94	(0.00)	1.20	(0.00)	
Hongkong (China)	0.20	(0.05)	c	c	c	c	-0.53	(0.05)	0.26	(0.06)	-0.79	(0.08)	0.88	(0.06)	
Indonesien	-0.04	(0.06)	0.53	(0.28)	-0.57	(0.29)	-0.60	(0.02)	0.90	(0.11)	-1.51	(0.11)	0.98	(0.05)	
Jordanien	-0.63	(0.03)	c	c	c	c	-0.73	(0.01)	-0.19	(0.14)	-0.55	(0.14)	0.44	(0.09)	
Kasachstan	-0.39	(0.05)	0.12	(0.30)	-0.51	(0.30)	-0.42	(0.04)	1.62	(0.53)	-2.04	(0.53)	0.66	(0.09)	
Kirgisistan	-0.45	(0.04)	0.41	(0.28)	-0.86	(0.28)	-0.50	(0.03)	1.96	(0.34)	-2.46	(0.33)	0.60	(0.09)	
Lettland	0.05	(0.05)	c	c	c	c	0.05	(0.05)	c	c	c	c	0.66	(0.07)	
Liechtenstein	0.15	(0.01)	c	c	c	c	0.07	(0.01)	c	c	c	c	1.01	(0.01)	
Litauen	-0.28	(0.03)	c	c	c	c	-0.28	(0.03)	c	c	c	c	0.49	(0.07)	
Macau (China)	1.61	(0.00)	c	c	c	c	-0.66	(0.00)	1.70	(0.00)	c	c	1.02	(0.00)	
Montenegro	-0.35	(0.01)	-0.41	(0.00)	0.06	(0.01)	-0.39	(0.00)	c	c	c	c	0.25	(0.00)	
Panama	-0.33	(0.07)	c	c	c	c	-0.71	(0.02)	0.97	(0.21)	-1.68	(0.21)	0.87	(0.09)	
Peru	0.02	(0.07)	c	c	c	c	-0.56	(0.04)	2.07	(0.12)	-2.63	(0.13)	1.25	(0.05)	
Katar	0.27	(0.00)	c	c	c	c	0.07	(0.00)	0.54	(0.01)	-0.47	(0.01)	1.18	(0.00)	
Rumänien	-0.75	(0.01)	-0.72	(0.02)	-0.03	(0.03)	-0.75	(0.01)	c	c	c	c	0.13	(0.01)	
Russ. Föderation	-0.09	(0.00)	0.16	(0.00)	-0.24	(0.16)	-0.08	(0.05)	c	c	c	c	0.69	(0.06)	
Serbien	-0.43	(0.04)	-0.41	(0.02)	-0.02	(0.04)	-0.40	(0.02)	c	c	c	c	0.33	(0.09)	
Shanghai (China)	0.71	(0.08)	1.26	(0.14)	-0.55	(0.16)	0.69	(0.07)	1.99	(0.16)	-1.30	(0.18)	1.08	(0.03)	
Singapur	-0.43	(0.01)	c	c	c	c	-0.44	(0.00)	c	c	c	c	0.63	(0.02)	
Chinesisch Taipeh	-0.18	(0.07)	0.40	(0.10)	-0.58	(0.12)	-0.49	(0.02)	1.00	(0.16)	-1.49	(0.16)	1.02	(0.06)	
Thailand	0.11	(0.08)	0.89	(0.20)	-0.78	(0.20)	-0.02	(0.07)	1.73	(0.21)	-1.75	(0.23)	1.07	(0.05)	
Trinidad und Tobago	-0.49	(0.00)	-0.59	(0.00)	0.10	(0.00)	-0.63	(0.00)	0.54	(0.01)	-1.17	(0.01)	0.56	(0.00)	
Tunesien	-0.71	(0.01)	c	c	c	c	-0.74	(0.01)	1.19	(0.64)	-1.93	(0.64)	0.29	(0.05)	
Uruguay	-0.51	(0.04)	-0.76	(0.01)	0.26	(0.04)	-0.76	(0.00)	0.61	(0.17)	-1.37	(0.17)	0.64	(0.08)	

Anmerkung: Statistisch signifikante Werte sind durch Fettdruck gekennzeichnet (siehe Anhang A3).
 StatLink  <http://dx.doi.org/10.1787/888932343285>



[Teil 3/3]
**Index der Schulautonomie bei der Ressourcenallokation und Schülerleistungen im Bereich
 Lesekompetenz, nach nationalen Indexquartilen**

Tabelle IV.3.5
Auf Grundlage der Angaben der Schulleitungen


	Leistung auf der Gesamtskala Lesekompetenz nach nationalen Indexquartilen								Punktzahlveränderung auf der Gesamtskala Lesekompetenz je Indexeinheit		Größere Wahrscheinlichkeit für Schüler im untersten Indexquartil, im nationalen Indexquartil der Gesamtskala Lesekompetenz zu liegen		Erklärte Varianz der Schülerleistungen (R ² x 100)	
	Unterstes Quartil		Zweites Quartil		Drittes Quartil		Oberstes Quartil							
	Mittelwert	S.E.	Mittelwert	S.E.	Mittelwert	S.E.	Mittelwert	S.E.	Effekt	S.E.	Quotient	S.E.	%	S.E.
OECD-Länder	498 (5.3)		503 (5.2)		517 (3.5)		541 (4.3)		20.5 (2.29)		1.4 (0.09)		3.4 (0.70)	
Australien	498 (5.3)		503 (5.2)		517 (3.5)		541 (4.3)		20.5 (2.29)		1.4 (0.09)		3.4 (0.70)	
Österreich	489 (9.1)		446 (9.5)		479 (8.8)		465 (8.3)		-13.1 (9.71)		0.7 (0.13)		0.2 (0.24)	
Belgien	480 (8.4)		507 (7.0)		517 (4.3)		519 (5.5)		36.6 (18.93)		1.6 (0.17)		1.2 (1.18)	
Kanada	516 (3.3)		523 (3.1)		523 (3.3)		535 (3.5)		17.5 (2.92)		1.1 (0.07)		1.1 (0.45)	
Chile	415 (6.6)		438 (7.0)		467 (6.1)		477 (5.9)		18.8 (2.72)		2.0 (0.23)		7.9 (2.20)	
Tschech. Rep.	494 (7.0)		461 (8.0)		476 (5.1)		478 (6.3)		-1.5 (3.65)		0.7 (0.12)		0.0 (0.25)	
Dänemark	493 (4.5)		491 (3.1)		494 (4.5)		502 (5.3)		6.0 (3.32)		1.0 (0.09)		0.4 (0.47)	
Estland	493 (5.4)		508 (4.8)		499 (5.1)		503 (7.0)		-5.5 (5.86)		1.2 (0.13)		0.2 (0.33)	
Finnland	529 (4.4)		533 (4.2)		536 (4.6)		546 (5.1)		7.2 (7.79)		1.1 (0.10)		0.2 (0.40)	
Frankreich	w	w	w	w	w	w	w	w	w	w	w	w	w	w
Deutschland	483 (8.1)		493 (8.1)		506 (7.6)		508 (6.1)		9.0 (5.22)		1.4 (0.18)		0.2 (0.24)	
Griechenland	477 (6.8)		475 (8.1)		475 (7.1)		503 (6.5)		170.1 (32.30)		1.1 (0.13)		2.3 (0.92)	
Ungarn	507 (9.3)		490 (10.7)		485 (9.7)		495 (9.0)		-2.0 (4.48)		0.8 (0.17)		0.1 (0.52)	
Island	501 (2.7)		496 (4.2)		502 (3.6)		493 (3.6)		0.0 (3.14)		1.0 (0.08)		0.0 (0.03)	
Irland	475 (8.2)		487 (9.5)		508 (5.7)		506 (7.3)		58.1 (16.79)		1.4 (0.21)		2.1 (1.27)	
Israel	448 (10.6)		470 (10.0)		478 (10.3)		502 (8.7)		13.8 (8.65)		1.5 (0.23)		0.9 (1.22)	
Italien	492 (3.7)		488 (3.6)		488 (5.8)		476 (4.6)		-13.8 (5.24)		0.9 (0.07)		0.6 (0.40)	
Japan	523 (5.5)		513 (6.7)		508 (12.8)		535 (9.0)		2.2 (5.78)		0.9 (0.11)		0.0 (0.43)	
Korea	534 (6.5)		534 (8.3)		538 (9.9)		551 (6.8)		13.2 (4.19)		1.1 (0.19)		1.6 (1.05)	
Luxemburg	432 (2.7)		458 (3.2)		503 (2.7)		496 (2.3)		7.9 (1.23)		1.9 (0.09)		0.4 (0.13)	
Mexiko	392 (5.0)		410 (3.9)		438 (3.6)		461 (2.7)		23.4 (2.71)		1.9 (0.13)		4.6 (0.80)	
Niederlande	501 (13.7)		510 (9.5)		506 (7.4)		515 (9.7)		3.1 (5.65)		1.4 (0.27)		0.1 (0.62)	
Neuseeland	512 (6.5)		523 (4.4)		524 (4.7)		525 (5.5)		6.1 (4.91)		1.2 (0.11)		0.2 (0.33)	
Norwegen	503 (4.5)		496 (4.7)		504 (4.5)		508 (4.9)		2.5 (4.38)		1.0 (0.09)		0.0 (0.11)	
Polen	497 (6.0)		509 (5.8)		497 (4.7)		498 (5.4)		10.6 (4.99)		1.0 (0.12)		0.3 (0.24)	
Portugal	490 (5.9)		491 (5.7)		480 (6.6)		496 (6.6)		8.8 (6.44)		0.9 (0.12)		0.5 (0.73)	
Slowak. Rep.	456 (7.3)		484 (7.5)		488 (8.8)		482 (10.3)		4.0 (4.78)		1.5 (0.19)		0.3 (0.53)	
Slowenien	478 (2.4)		484 (3.0)		505 (2.7)		465 (3.7)		-11.5 (3.23)		1.0 (0.06)		0.5 (0.32)	
Spanien	469 (3.8)		466 (3.7)		482 (4.5)		507 (4.4)		24.8 (3.52)		1.3 (0.09)		2.7 (0.55)	
Schweden	484 (5.9)		490 (6.1)		502 (6.7)		514 (5.4)		11.6 (2.64)		1.3 (0.14)		1.7 (0.78)	
Schweiz	488 (6.3)		517 (7.4)		506 (5.1)		490 (7.2)		-3.8 (6.40)		1.2 (0.13)		0.1 (0.35)	
Türkei	469 (7.1)		461 (7.3)		465 (8.2)		461 (7.8)		24.4 (12.49)		0.9 (0.14)		0.4 (0.57)	
Ver. Königreich	493 (4.5)		486 (7.5)		507 (6.2)		497 (5.8)		3.6 (2.57)		1.0 (0.10)		0.2 (0.28)	
Ver. Staaten	495 (7.8)		494 (7.0)		505 (6.0)		506 (7.8)		3.2 (4.83)		1.1 (0.11)		0.1 (0.30)	
OECD-Durchschnitt	485 (1.2)		489 (1.2)		497 (1.1)		502 (1.1)		13.8 (1.53)		1.2 (0.02)		1.0 (0.12)	
Partnerländer														
Albanien	381 (6.2)		373 (6.5)		377 (10.1)		409 (7.7)		18.0 (8.66)		1.0 (0.11)		0.9 (0.64)	
Argentinien	359 (11.3)		374 (9.8)		407 (10.6)		452 (11.5)		77.0 (13.96)		1.7 (0.27)		8.5 (2.23)	
Aserbaidshjan	368 (7.2)		367 (6.4)		358 (9.0)		352 (6.9)		-18.2 (10.13)		0.8 (0.16)		0.6 (0.74)	
Brasilien	394 (3.5)		395 (3.8)		401 (5.1)		457 (7.3)		45.7 (2.60)		1.2 (0.08)		14.8 (1.74)	
Bulgarien	451 (10.9)		427 (11.9)		420 (12.4)		418 (13.8)		-12.6 (7.06)		0.7 (0.13)		1.5 (1.77)	
Kolumbien	394 (6.5)		397 (6.4)		406 (6.3)		455 (9.4)		23.9 (3.42)		1.4 (0.15)		8.4 (1.99)	
Kroatien	484 (7.1)		489 (7.4)		467 (5.9)		463 (10.5)		-3.4 (15.71)		0.7 (0.13)		0.0 (0.36)	
Dubai (VAE)	392 (1.8)		478 (2.4)		497 (2.7)		470 (2.5)		24.8 (0.93)		2.6 (0.11)		7.8 (0.56)	
Hongkong (China)	541 (7.3)		538 (5.6)		532 (7.0)		522 (6.9)		-9.1 (4.80)		0.9 (0.14)		0.9 (0.93)	
Indonesien	411 (7.5)		405 (7.8)		396 (6.3)		394 (6.6)		-6.0 (3.51)		0.8 (0.14)		0.8 (0.92)	
Jordanien	400 (6.9)		404 (6.2)		407 (6.2)		408 (6.7)		9.5 (12.17)		1.1 (0.15)		0.2 (0.59)	
Kasachstan	395 (5.7)		390 (5.5)		384 (8.2)		392 (8.2)		13.0 (6.58)		0.9 (0.11)		0.9 (0.88)	
Kirgisistan	293 (7.6)		322 (7.0)		310 (7.1)		332 (9.6)		26.5 (11.89)		1.3 (0.18)		2.6 (2.34)	
Lettland	489 (7.1)		478 (5.8)		491 (5.7)		478 (5.1)		-2.9 (4.36)		0.9 (0.14)		0.1 (0.21)	
Liechtenstein	466 (7.2)		442 (7.1)		522 (7.1)		568 (7.1)		47.4 (3.37)		1.7 (0.38)		33.6 (3.66)	
Litauen	468 (6.8)		480 (5.5)		469 (6.0)		456 (6.0)		-10.7 (7.49)		1.1 (0.14)		0.4 (0.50)	
Macau (China)	490 (1.6)		496 (1.6)		480 (2.1)		482 (2.0)		-1.7 (0.79)		1.0 (0.05)		0.1 (0.05)	
Montenegro	398 (2.8)		403 (5.6)		418 (2.7)		412 (2.0)		1.3 (4.92)		1.2 (0.09)		0.0 (0.02)	
Panama	357 (10.5)		331 (13.1)		352 (9.7)		443 (14.2)		42.9 (6.91)		1.1 (0.23)		14.2 (6.12)	
Peru	351 (6.6)		343 (6.5)		354 (10.1)		431 (9.1)		28.4 (3.51)		1.2 (0.16)		13.1 (3.00)	
Katar	373 (1.5)		361 (1.8)		376 (1.8)		377 (1.9)		4.4 (0.75)		0.6 (0.03)		0.2 (0.07)	
Rumänien	414 (9.6)		426 (7.5)		429 (8.0)		429 (12.1)		31.2 (55.54)		1.3 (0.21)		0.2 (0.81)	
Russ. Föderation	450 (6.9)		464 (4.6)		461 (6.7)		462 (7.7)		1.1 (5.77)		1.2 (0.12)		0.0 (0.16)	
Serbien	444 (7.6)		440 (6.2)		438 (5.5)		445 (8.4)		-13.8 (13.79)		1.0 (0.17)		0.3 (0.61)	
Shanghai (China)	555 (7.5)		564 (6.5)		551 (7.2)		553 (7.1)		-4.2 (3.71)		1.0 (0.16)		0.3 (0.60)	
Singapur	516 (2.3)		508 (2.3)		521 (2.9)		558 (2.9)		35.5 (3.22)		1.2 (0.06)		5.3 (0.82)	
Chinesisch Taipeh	503 (6.0)		508 (6.7)		503 (6.9)		466 (6.4)		-16.0 (3.67)		0.8 (0.10)		3.6 (1.46)	
Thailand	411 (6.2)		425 (6.1)		436 (6.2)		414 (7.7)		-3.3 (3.09)		1.2 (0.15)		0.2 (0.46)	
Trinidad und Tobago	409 (2.2)		410 (3.7)		416 (3.7)		449 (2.4)		19.2 (1.84)		1.2 (0.07)		0.9 (0.17)	
Tunesien	408 (6.7)		410 (5.6)		411 (5.7)		386 (11.7)		-34.0 (9.60)		0.8 (0.14)		1.4 (0.43)	
Uruguay	399 (5.8)		407 (6.6)		415 (4.1)		482 (5.7)		46.9 (6.76)		1.5 (0.15)		9.2 (1.57)	

Anmerkung: Statistisch signifikante Werte sind durch Fettdruck gekennzeichnet (siehe Anhang A3).
 StatLink <http://dx.doi.org/10.1787/888932343285>

[Teil 1/3]
Index der Schulautonomie: Unterrichtsinhalte und Beurteilungen und Schülerleistungen im Bereich Lesekompetenz, nach nationalen Indexquartilen
 Auf Grundlage der Angaben der Schulleitungen

Tabelle IV.3.6

		Index der Schulautonomie: Unterrichtsinhalte und Beurteilungen															
		Alle Schüler		Unterstes Quartil		Zweites Quartil		Drittes Quartil		Oberstes Quartil		In der Sekundarstufe I (ISCED 2)		In der Sekundarstufe II (ISCED 3)		Differenz zwischen Sekundarstufe I und Sekundarstufe II	
		Index-mittel	S.E.	Index-mittel	S.E.	Index-mittel	S.E.	Index-mittel	S.E.	Index-mittel	S.E.	Index-mittel	S.E.	Index-mittel	S.E.	Diff.	S.E.
OECD-Länder	Australien	0.17	(0.05)	-0.76	(0.01)	-0.40	(0.01)	0.47	(0.06)	1.36	(0.00)	0.20	(0.06)	0.12	(0.07)	0.09	(0.07)
	Österreich	-0.31	(0.06)	-1.03	(0.02)	-0.78	(0.01)	-0.36	(0.03)	0.92	(0.08)	0.16	(0.19)	-0.35	(0.06)	0.51	(0.20)
	Belgien	-0.17	(0.05)	-0.92	(0.02)	-0.60	(0.01)	-0.25	(0.02)	1.09	(0.05)	-0.36	(0.07)	-0.15	(0.05)	-0.20	(0.08)
	Kanada	-0.66	(0.03)	-1.07	(0.01)	-0.91	(0.00)	-0.76	(0.00)	0.11	(0.07)	-0.59	(0.04)	-0.67	(0.03)	0.08	(0.04)
	Chile	-0.09	(0.08)	-1.01	(0.02)	-0.75	(0.02)	0.06	(0.07)	1.36	(0.00)	-0.41	(0.11)	-0.07	(0.08)	-0.34	(0.12)
	Tschech. Rep.	0.92	(0.06)	-0.40	(0.06)	1.36	(0.00)	1.36	(0.00)	1.36	(0.00)	1.05	(0.06)	0.78	(0.10)	0.27	(0.12)
	Dänemark	0.05	(0.06)	-0.90	(0.02)	-0.59	(0.01)	0.34	(0.06)	1.36	(0.00)	0.06	(0.06)	-0.43	(0.17)	0.49	(0.18)
	Estland	0.22	(0.07)	-0.81	(0.02)	-0.29	(0.03)	0.60	(0.07)	1.36	(0.00)	0.22	(0.07)	-0.04	(0.16)	0.26	(0.17)
	Finnland	-0.15	(0.06)	-0.86	(0.02)	-0.62	(0.01)	-0.28	(0.03)	1.16	(0.05)	-0.15	(0.06)	c	c	c	c
	Frankreich	w	w	w	w	w	w	w	w	w	w	w	w	w	w	w	w
	Deutschland	-0.25	(0.05)	-0.91	(0.02)	-0.60	(0.01)	-0.24	(0.02)	0.74	(0.06)	-0.25	(0.05)	-0.34	(0.16)	0.09	(0.16)
	Griechenland	-1.25	(0.02)	-1.37	(0.00)	-1.37	(0.00)	-1.28	(0.01)	-0.98	(0.05)	-1.30	(0.02)	-1.25	(0.02)	-0.05	(0.03)
	Ungarn	0.11	(0.08)	-0.87	(0.02)	-0.48	(0.01)	0.41	(0.06)	1.36	(0.00)	-0.02	(0.15)	0.12	(0.08)	-0.15	(0.17)
	Island	0.23	(0.00)	-0.77	(0.00)	-0.30	(0.00)	0.63	(0.01)	1.36	(0.00)	0.23	(0.00)	c	c	c	c
	Irland	0.01	(0.07)	-0.69	(0.03)	-0.35	(0.00)	-0.10	(0.01)	1.18	(0.04)	0.02	(0.07)	-0.01	(0.08)	0.03	(0.04)
	Israel	-0.01	(0.08)	-0.93	(0.01)	-0.68	(0.01)	0.19	(0.06)	1.36	(0.00)	0.02	(0.14)	-0.02	(0.08)	0.04	(0.12)
	Italien	0.20	(0.04)	-0.79	(0.01)	-0.37	(0.01)	0.59	(0.03)	1.36	(0.00)	0.29	(0.17)	0.20	(0.04)	0.09	(0.18)
	Japan	1.06	(0.05)	0.15	(0.09)	1.36	(0.00)	1.36	(0.00)	1.36	(0.00)	c	c	1.06	(0.05)	c	c
	Korea	0.79	(0.08)	-0.40	(0.06)	0.82	(0.06)	1.36	(0.00)	1.36	(0.00)	1.11	(0.08)	0.77	(0.08)	0.34	(0.11)
	Luxemburg	-0.86	(0.00)	-1.19	(0.00)	-1.03	(0.00)	-0.96	(0.00)	-0.26	(0.01)	-0.93	(0.00)	-0.74	(0.00)	-0.20	(0.00)
	Mexiko	-0.92	(0.02)	-1.29	(0.00)	-1.16	(0.00)	-0.96	(0.00)	-0.29	(0.05)	-1.02	(0.02)	-0.85	(0.03)	-0.17	(0.04)
	Niederlande	1.04	(0.05)	0.06	(0.08)	1.36	(0.00)	1.36	(0.00)	1.36	(0.00)	1.00	(0.07)	1.14	(0.06)	-0.14	(0.09)
	Neuseeland	0.81	(0.04)	-0.35	(0.03)	0.88	(0.05)	1.36	(0.00)	1.36	(0.00)	0.92	(0.07)	0.81	(0.04)	0.12	(0.05)
	Norwegen	-0.57	(0.05)	-1.11	(0.01)	-0.87	(0.01)	-0.62	(0.01)	0.32	(0.12)	-0.57	(0.05)	c	c	c	c
	Polen	0.31	(0.06)	-0.55	(0.03)	-0.20	(0.02)	0.63	(0.07)	1.36	(0.00)	0.31	(0.06)	c	c	c	c
	Portugal	-0.93	(0.03)	-1.21	(0.00)	-1.07	(0.00)	-0.96	(0.01)	-0.50	(0.08)	-0.97	(0.02)	-0.91	(0.04)	-0.06	(0.03)
	Slowak. Rep.	0.08	(0.08)	-0.89	(0.01)	-0.71	(0.02)	0.55	(0.08)	1.36	(0.00)	0.00	(0.11)	0.13	(0.11)	-0.12	(0.16)
	Slowenien	-0.38	(0.01)	-0.96	(0.00)	-0.79	(0.00)	-0.50	(0.00)	0.75	(0.01)	-0.31	(0.16)	-0.38	(0.00)	0.07	(0.16)
	Spanien	-0.48	(0.04)	-1.11	(0.01)	-0.87	(0.01)	-0.57	(0.01)	0.62	(0.07)	-0.48	(0.04)	c	c	c	c
	Schweden	0.21	(0.07)	-0.86	(0.02)	-0.41	(0.02)	0.73	(0.08)	1.36	(0.00)	0.21	(0.07)	-0.24	(0.26)	0.46	(0.29)
	Schweiz	-0.62	(0.05)	-1.17	(0.01)	-0.95	(0.01)	-0.74	(0.01)	0.38	(0.10)	-0.73	(0.04)	-0.20	(0.16)	-0.53	(0.17)
	Türkei	-1.04	(0.03)	-1.36	(0.00)	-1.25	(0.01)	-1.06	(0.01)	-0.51	(0.09)	c	c	-1.04	(0.03)	c	c
	Ver. Königreich	0.83	(0.05)	-0.39	(0.03)	0.98	(0.05)	1.36	(0.00)	1.36	(0.00)	0.46	(0.27)	0.85	(0.05)	-0.39	(0.27)
Ver. Staaten	-0.20	(0.06)	-1.02	(0.01)	-0.82	(0.01)	-0.28	(0.04)	1.30	(0.02)	-0.25	(0.08)	-0.20	(0.07)	-0.05	(0.07)	
OECD-Durchschnitt	-0.06	(0.01)	-0.84	(0.01)	-0.38	(0.00)	0.11	(0.01)	0.88	(0.01)	-0.07	(0.02)	-0.07	(0.02)	0.02	(0.03)	
Partnerländer	Albanien	-0.42	(0.07)	-1.15	(0.01)	-0.91	(0.00)	-0.48	(0.03)	0.86	(0.09)	-0.45	(0.09)	-0.38	(0.10)	-0.07	(0.13)
	Argentinien	-0.57	(0.05)	-1.05	(0.02)	-0.87	(0.01)	-0.61	(0.01)	0.25	(0.11)	-0.63	(0.05)	-0.53	(0.06)	-0.10	(0.06)
	Aserbaidschan	-0.64	(0.08)	-1.31	(0.01)	-1.10	(0.01)	-0.71	(0.03)	0.58	(0.10)	-0.68	(0.08)	-0.58	(0.09)	-0.10	(0.04)
	Brasilien	-0.56	(0.03)	-1.16	(0.01)	-0.94	(0.01)	-0.69	(0.01)	0.55	(0.06)	-0.74	(0.03)	-0.50	(0.03)	-0.24	(0.04)
	Bulgarien	-0.91	(0.04)	-1.23	(0.01)	-1.07	(0.00)	-0.93	(0.01)	-0.40	(0.08)	-0.82	(0.08)	-0.91	(0.04)	0.09	(0.09)
	Kolumbien	-0.21	(0.07)	-1.00	(0.02)	-0.76	(0.02)	-0.17	(0.03)	1.09	(0.05)	-0.23	(0.09)	-0.20	(0.07)	-0.04	(0.06)
	Kroatien	-0.93	(0.02)	-1.21	(0.01)	-1.04	(0.01)	-0.91	(0.00)	-0.54	(0.08)	c	c	-0.93	(0.02)	c	c
	Dubai (VAE)	0.15	(0.00)	-1.27	(0.00)	-0.62	(0.00)	1.11	(0.00)	1.36	(0.00)	-0.03	(0.02)	0.19	(0.01)	-0.22	(0.03)
	Hongkong (China)	0.92	(0.06)	-0.39	(0.05)	1.32	(0.01)	1.36	(0.00)	1.36	(0.00)	0.95	(0.06)	0.90	(0.06)	0.06	(0.04)
	Indonesien	0.13	(0.08)	-0.94	(0.03)	-0.45	(0.02)	0.57	(0.08)	1.36	(0.00)	0.09	(0.10)	1.18	(0.13)	-0.08	(0.16)
	Jordanien	-1.20	(0.03)	-1.37	(0.00)	-1.37	(0.00)	-1.30	(0.01)	-0.77	(0.12)	-1.20	(0.03)	c	c	c	c
	Kasachstan	-0.98	(0.04)	-1.35	(0.00)	-1.22	(0.01)	-1.02	(0.01)	-0.33	(0.09)	-0.99	(0.04)	-0.93	(0.06)	-0.06	(0.05)
	Kirgisistan	-0.25	(0.08)	-1.24	(0.01)	-0.90	(0.02)	-0.16	(0.05)	1.30	(0.02)	-0.28	(0.08)	-0.14	(0.13)	-0.13	(0.12)
	Lettland	-0.54	(0.05)	-1.03	(0.01)	-0.83	(0.01)	-0.61	(0.01)	0.30	(0.11)	-0.54	(0.05)	-0.67	(0.07)	0.14	(0.07)
	Liechtenstein	-0.05	(0.01)	-1.26	(0.00)	-0.97	(0.01)	0.63	(0.03)	1.36	(0.00)	-0.14	(0.02)	c	c	c	c
	Litauen	0.13	(0.06)	-0.89	(0.02)	-0.32	(0.03)	0.39	(0.06)	1.36	(0.00)	0.13	(0.06)	c	c	c	c
	Macau (China)	0.86	(0.00)	-0.46	(0.00)	1.16	(0.00)	1.36	(0.00)	1.36	(0.00)	0.81	(0.00)	0.94	(0.00)	-0.13	(0.00)
	Montenegro	-0.97	(0.00)	-1.34	(0.00)	-1.19	(0.00)	-0.98	(0.00)	-0.37	(0.01)	c	c	-0.97	(0.00)	c	c
	Panama	-0.60	(0.07)	-1.28	(0.02)	-0.98	(0.01)	-0.71	(0.03)	0.56	(0.14)	-0.60	(0.09)	-0.60	(0.10)	0.00	(0.12)
	Peru	-0.19	(0.08)	-1.22	(0.02)	-0.85	(0.01)	-0.05	(0.06)	1.36	(0.00)	-0.23	(0.09)	-0.17	(0.09)	-0.06	(0.10)
	Katar	-0.61	(0.00)	-1.36	(0.00)	-1.17	(0.00)	-0.79	(0.00)	0.87	(0.00)	-0.30	(0.01)	-0.69	(0.00)	0.39	(0.01)
	Rumänien	-0.36	(0.06)	-1.00	(0.02)	-0.78	(0.01)	-0.47	(0.02)	0.80	(0.07)	-0.36	(0.06)	c	c	c	c
	Russ. Föderation	-0.36	(0.06)	-1.07	(0.03)	-0.78	(0.01)	-0.39	(0.02)	0.80	(0.09)	-0.42	(0.00)	-0.20	(0.00)	-0.23	(0.10)
	Serbien	-1.03	(0.01)	-1.24	(0.01)	-1.08	(0.01)	-0.97	(0.01)	-0.82	(0.02)	-0.88	(0.05)	-1.03	(0.02)	0.15	(0.05)
	Shanghai (China)	-0.09	(0.08)	-1.17	(0.01)	-0.80	(0.02)	0.25	(0.08)	1.36	(0.00)	-0.12	(0.12)	-0.06	(0.09)	-0.05	(0.15)
	Singapur	-0.09	(0.01)	-0.95	(0.00)	-0.69	(0.00)	-0.10	(0.00)	1.36	(0.00)	-0.08	(0.06)	-0.09	(0.02)	0.02	(0.07)
	Chinesisch Taipeh	0.38	(0.08)	-0.85	(0.02)	-0.16	(0.05)	1.15	(0.03)	1.36	(0.00)	0.27	(0.15)	0.44	(0.09)	-0.17	(0.16)
	Thailand	0.76	(0.06)	-0.52	(0.05)	0.83	(0.06)	1.36	(0.00)	1.36	(0.00)	0.68	(0.08)	0.79	(0.07)	-0.11	(0.09)
	Trinidad und Tobago	-0.61	(0.00)	-1.09	(0.00)	-0.91	(0.00)	-0.74	(0.00)	0.31	(0.01)	-0.64	(0.01)	-0.59	(0.01)	-0.05	(0.01)
	Tunesien	-1.29	(0.01)	-1.37	(0.00)	-1.37	(0.00)	-1.29	(0.01)	-1.14	(0.02)	-1.28	(0.01)	-1.30	(0.01)	0.02	(0.02)
Uruguay	-0.99	(0.03)	-1.34	(0.01)	-1.18	(0.00)	-0.99	(0.01)	-0.45	(0.08)	-1.09	(0.02)	-0.92	(0.04)	-0.17	(0.04)	

Anmerkung: Statistisch signifikante Werte sind durch Fettdruck gekennzeichnet (siehe Anhang A3).
 StatLink  <http://dx.doi.org/10.1787/888932343285>



[Teil 2/3]
Index der Schulautonomie: Unterrichtsinhalte und Beurteilungen und Schülerleistungen im Bereich Lesekompetenz, nach nationalen Indexquartilen
 Auf Grundlage der Angaben der Schulleitungen

Tabelle IV.3.6


	Index der Schulautonomie: Unterrichtsinhalte und Beurteilungen										Varianz im Index der Schulautonomie: Unterrichtsinhalte und Beurteilungen			
	In allgemeinbildenden Programmen		In berufsbildenden Programmen		Differenz zwischen allgemein- und berufsbildenden Programmen		In öffentlichen Schulen		In privaten Schulen				Differenz zwischen öffentlichen und privaten Schulen	
	Indexmittel	S.E.	Indexmittel	S.E.	Diff.	S.E.	Indexmittel	S.E.	Indexmittel	S.E.	Diff.	S.E.	Standardabweich.	S.E.
OECD-Länder														
Australien	0.20	(0.06)	0.14	(0.22)	0.06	(0.21)	0.05	(0.07)	0.38	(0.08)	-0.34	(0.11)	0.90	(0.02)
Österreich	-0.33	(0.10)	-0.34	(0.08)	0.01	(0.13)	-0.33	(0.06)	-0.27	(0.15)	-0.07	(0.17)	0.81	(0.04)
Belgien	-0.21	(0.06)	-0.14	(0.06)	-0.07	(0.08)	-0.36	(0.07)	-0.09	(0.06)	-0.27	(0.09)	0.82	(0.03)
Kanada	a	a	a	a	a	a	-0.73	(0.02)	0.23	(0.16)	-0.96	(0.16)	0.60	(0.04)
Chile	-0.09	(0.08)	0.00	(0.16)	-0.09	(0.13)	-0.50	(0.10)	0.24	(0.12)	-0.75	(0.16)	0.96	(0.03)
Tschech. Rep.	1.07	(0.05)	0.65	(0.14)	0.42	(0.14)	0.91	(0.06)	1.07	(0.21)	-0.15	(0.21)	0.79	(0.04)
Dänemark	0.05	(0.06)	c	c	c	c	-0.08	(0.08)	0.50	(0.14)	-0.57	(0.17)	0.94	(0.02)
Estland	0.22	(0.07)	c	c	c	c	0.23	(0.07)	-0.26	(0.24)	0.50	(0.26)	0.91	(0.02)
Finnland	-0.15	(0.06)	c	c	c	c	-0.17	(0.06)	0.38	(0.42)	-0.56	(0.42)	0.83	(0.04)
Frankreich	w	w	w	w	w	w	w	w	w	w	w	w	w	w
Deutschland	-0.26	(0.05)	-0.30	(0.18)	0.04	(0.18)	-0.27	(0.05)	0.13	(0.25)	-0.41	(0.26)	0.69	(0.03)
Griechenland	-1.24	(0.02)	-1.31	(0.03)	0.07	(0.04)	-1.27	(0.01)	-0.83	(0.20)	-0.45	(0.20)	0.28	(0.06)
Ungarn	0.15	(0.08)	-0.15	(0.20)	0.30	(0.21)	0.03	(0.08)	0.64	(0.21)	-0.61	(0.22)	0.91	(0.03)
Island	0.23	(0.00)	c	c	c	c	0.23	(0.00)	c	c	c	c	0.91	(0.00)
Irland	0.01	(0.07)	c	c	c	c	0.01	(0.13)	0.01	(0.09)	0.00	(0.15)	0.74	(0.04)
Israel	-0.01	(0.08)	c	c	c	c	-0.10	(0.08)	0.34	(0.19)	-0.44	(0.20)	0.96	(0.03)
Italien	0.29	(0.05)	0.12	(0.04)	0.17	(0.07)	0.21	(0.04)	0.05	(0.11)	0.16	(0.13)	0.90	(0.01)
Japan	1.01	(0.07)	1.21	(0.07)	-0.20	(0.09)	0.98	(0.00)	1.26	(0.00)	-0.28	(0.08)	0.66	(0.05)
Korea	0.90	(0.08)	0.44	(0.17)	0.46	(0.18)	0.74	(0.10)	0.87	(0.11)	-0.13	(0.14)	0.78	(0.04)
Luxemburg	-0.83	(0.00)	-0.96	(0.00)	0.12	(0.00)	-0.93	(0.00)	-0.44	(0.00)	-0.49	(0.00)	0.56	(0.00)
Mexiko	-0.93	(0.02)	-0.91	(0.04)	-0.02	(0.04)	-0.97	(0.02)	-0.53	(0.10)	-0.44	(0.10)	0.52	(0.03)
Niederlande	1.07	(0.05)	0.88	(0.40)	0.20	(0.41)	1.04	(0.09)	1.04	(0.07)	0.01	(0.11)	0.63	(0.04)
Neuseeland	0.81	(0.04)	c	c	c	c	0.81	(0.05)	0.92	(0.06)	-0.12	(0.08)	0.78	(0.02)
Norwegen	-0.57	(0.05)	c	c	c	c	-0.57	(0.05)	c	c	c	c	0.67	(0.06)
Polen	0.31	(0.06)	c	c	c	c	0.30	(0.06)	0.67	(0.18)	-0.36	(0.19)	0.83	(0.02)
Portugal	-0.96	(0.02)	-0.70	(0.13)	-0.26	(0.12)	-1.05	(0.01)	-0.21	(0.12)	-0.84	(0.12)	0.39	(0.06)
Slowak. Rep.	-0.01	(0.09)	0.53	(0.21)	-0.54	(0.22)	0.11	(0.08)	-0.18	(0.25)	0.29	(0.25)	1.00	(0.02)
Slowenien	-0.48	(0.01)	-0.28	(0.00)	-0.20	(0.01)	-0.38	(0.01)	-0.38	(0.01)	0.01	(0.01)	0.76	(0.01)
Spanien	-0.48	(0.04)	c	c	c	c	-0.67	(0.04)	-0.11	(0.07)	-0.56	(0.08)	0.77	(0.03)
Schweden	0.21	(0.07)	c	c	c	c	0.17	(0.07)	0.53	(0.19)	-0.35	(0.20)	0.95	(0.02)
Schweiz	-0.65	(0.05)	-0.34	(0.29)	-0.30	(0.30)	-0.68	(0.05)	0.34	(0.28)	-1.02	(0.28)	0.71	(0.05)
Türkei	-1.01	(0.05)	-1.09	(0.05)	0.07	(0.06)	-1.05	(0.03)	c	c	c	c	0.44	(0.06)
Ver. Königreich	0.85	(0.05)	c	c	c	c	0.82	(0.05)	1.34	(0.02)	-0.53	(0.05)	0.80	(0.03)
Ver. Staaten	-0.20	(0.06)	c	c	c	c	-0.29	(0.06)	0.68	(0.40)	-0.97	(0.41)	0.93	(0.03)
OECD-Durchschnitt	-0.03	(0.01)	-0.13	(0.04)	0.01	(0.04)	-0.11	(0.01)	0.28	(0.03)	-0.36	(0.04)	0.76	(0.01)
Partnerländer														
Albanien	-0.42	(0.07)	-0.37	(0.24)	-0.05	(0.25)	-0.50	(0.07)	0.21	(0.16)	-0.71	(0.18)	0.84	(0.05)
Argentinien	-0.58	(0.05)	-0.52	(0.15)	-0.06	(0.15)	-0.69	(0.05)	-0.37	(0.09)	-0.32	(0.11)	0.62	(0.06)
Aserbaidschan	-0.63	(0.08)	-0.85	(0.17)	0.22	(0.19)	-0.63	(0.08)	c	c	c	c	0.81	(0.07)
Brasilien	-0.56	(0.03)	c	c	c	c	-0.72	(0.03)	0.63	(0.11)	-1.35	(0.11)	0.77	(0.03)
Bulgarien	-0.87	(0.05)	-0.97	(0.04)	0.11	(0.07)	-0.91	(0.04)	c	c	c	c	0.39	(0.06)
Kolumbien	-0.21	(0.08)	-0.21	(0.12)	0.00	(0.13)	-0.33	(0.08)	0.35	(0.12)	-0.68	(0.14)	0.84	(0.04)
Kroatien	-0.91	(0.05)	-0.93	(0.03)	0.02	(0.06)	-0.95	(0.02)	c	c	c	c	0.37	(0.07)
Dubai (VAE)	0.15	(0.00)	c	c	c	c	-1.19	(0.00)	0.51	(0.00)	-1.70	(0.00)	1.15	(0.00)
Hongkong (China)	0.92	(0.06)	c	c	c	c	0.38	(0.15)	0.96	(0.06)	-0.58	(0.16)	0.78	(0.04)
Indonesien	0.14	(0.08)	0.09	(0.25)	0.05	(0.27)	-0.10	(0.11)	0.44	(0.12)	-0.53	(0.17)	0.95	(0.03)
Jordanien	-1.20	(0.03)	c	c	c	c	-1.28	(0.01)	-0.86	(0.17)	-0.42	(0.17)	0.49	(0.08)
Kasachstan	-0.99	(0.04)	-0.80	(0.08)	-0.20	(0.09)	-0.98	(0.04)	-0.96	(0.13)	-0.02	(0.14)	0.52	(0.06)
Kirgisistan	-0.26	(0.08)	-0.03	(0.34)	-0.23	(0.35)	-0.27	(0.08)	0.51	(0.38)	-0.78	(0.39)	1.00	(0.04)
Lettland	-0.54	(0.05)	c	c	c	c	-0.54	(0.05)	c	c	c	c	0.64	(0.06)
Liechtenstein	-0.05	(0.01)	c	c	c	c	-0.14	(0.01)	c	c	c	c	1.14	(0.00)
Litauen	0.13	(0.06)	c	c	c	c	0.13	(0.06)	c	c	c	c	0.88	(0.03)
Macau (China)	0.86	(0.00)	c	c	c	c	c	c	0.93	(0.00)	c	c	0.81	(0.00)
Montenegro	-0.83	(0.01)	-1.05	(0.00)	0.22	(0.01)	-0.97	(0.00)	c	c	c	c	0.57	(0.01)
Panama	-0.60	(0.07)	c	c	c	c	-0.68	(0.09)	-0.25	(0.18)	-0.43	(0.20)	0.81	(0.07)
Peru	-0.19	(0.08)	c	c	c	c	-0.44	(0.07)	0.72	(0.15)	-1.16	(0.15)	1.02	(0.04)
Katar	-0.61	(0.00)	c	c	c	c	-0.88	(0.00)	0.04	(0.01)	-0.91	(0.01)	0.94	(0.00)
Rumänien	-0.42	(0.07)	-0.16	(0.12)	-0.26	(0.13)	-0.36	(0.06)	c	c	c	c	0.74	(0.04)
Russ. Föderation	-0.40	(0.00)	0.35	(0.00)	-0.74	(0.36)	-0.36	(0.06)	c	c	c	c	0.79	(0.04)
Serbien	-1.06	(0.01)	-1.02	(0.02)	-0.04	(0.03)	-1.03	(0.02)	c	c	c	c	0.18	(0.02)
Shanghai (China)	-0.28	(0.09)	0.59	(0.17)	-0.87	(0.19)	-0.14	(0.08)	0.39	(0.28)	-0.53	(0.29)	1.05	(0.03)
Singapur	-0.09	(0.01)	c	c	c	c	-0.12	(0.00)	c	c	c	c	0.91	(0.01)
Chinesisch Taipeh	0.36	(0.11)	0.40	(0.10)	-0.04	(0.15)	0.24	(0.11)	0.62	(0.12)	-0.38	(0.16)	0.94	(0.02)
Thailand	0.81	(0.07)	0.58	(0.14)	0.22	(0.16)	0.73	(0.07)	0.90	(0.17)	-0.17	(0.18)	0.85	(0.03)
Trinidad und Tobago	-0.61	(0.01)	-0.56	(0.01)	-0.05	(0.01)	-0.67	(0.01)	-0.13	(0.01)	-0.54	(0.01)	0.68	(0.01)
Tunesien	-1.29	(0.01)	c	c	c	c	-1.30	(0.01)	-1.08	(0.06)	-0.21	(0.06)	0.11	(0.01)
Uruguay	-0.99	(0.03)	-1.08	(0.04)	0.09	(0.05)	-1.10	(0.02)	-0.49	(0.12)	-0.61	(0.12)	0.45	(0.06)

Anmerkung: Statistisch signifikante Werte sind durch Fettdruck gekennzeichnet (siehe Anhang A3).
 StatLink <http://dx.doi.org/10.1787/888932343285>

[Teil 3/3]
Index der Schulautonomie: Unterrichtsinhalte und Beurteilungen und Schülerleistungen im Bereich Lesekompetenz, nach nationalen Indexquartilen
 Auf Grundlage der Angaben der Schulleitungen

Tabelle IV.3.6

	Leistung auf der Gesamtskala Lesekompetenz nach nationalen Indexquartilen								Punktzahlveränderung auf der Gesamtskala Lesekompetenz je Indexeinheit		Größere Wahrscheinlichkeit für Schüler im untersten Indexquartil, im nationalen Indexquartil der Gesamtskala Lesekompetenz zu liegen		Erklärte Varianz der Schülerleistungen (R ² x 100)	
	Unterstes Quartil		Zweites Quartil		Drittes Quartil		Oberstes Quartil							
	Mittelwert	S.E.	Mittelwert	S.E.	Mittelwert	S.E.	Mittelwert	S.E.	Effekt	S.E.	Quotient	S.E.	%	S.E.
OECD-Länder	Australien	513 (3.5)	521 (7.9)	509 (4.2)	517 (5.1)	0.6 (3.5)	1.0 (0.1)	0.0 (0.1)						
	Österreich	470 (10.5)	472 (10.9)	484 (9.4)	452 (8.0)	-11.7 (6.1)	1.0 (0.2)	0.9 (1.0)						
	Belgien	477 (7.3)	507 (6.9)	521 (5.5)	519 (7.1)	17.6 (4.3)	1.6 (0.2)	2.0 (1.0)						
	Kanada	521 (3.4)	525 (3.5)	523 (2.9)	528 (3.8)	6.8 (3.6)	1.1 (0.1)	0.2 (0.2)						
	Chile	440 (7.6)	445 (6.4)	452 (8.2)	461 (7.6)	8.2 (4.4)	1.2 (0.2)	0.9 (1.1)						
	Tschech. Rep.	482 (6.6)	476 (5.7)	476 (5.1)	475 (4.9)	-3.4 (4.7)	0.8 (0.1)	0.1 (0.2)						
	Dänemark	492 (4.5)	493 (4.0)	492 (4.3)	503 (4.9)	4.9 (2.5)	1.1 (0.1)	0.3 (0.3)						
	Estland	494 (5.4)	505 (3.1)	504 (4.1)	501 (6.4)	1.4 (3.5)	1.2 (0.1)	0.0 (0.2)						
	Finnland	536 (3.7)	540 (4.5)	528 (4.5)	539 (4.1)	1.9 (2.4)	1.0 (0.1)	0.0 (0.1)						
	Frankreich	w	w	w	w	w	w	w						
	Deutschland	514 (7.6)	514 (6.1)	492 (8.4)	469 (7.7)	-29.5 (5.8)	0.7 (0.1)	4.7 (2.0)						
	Griechenland	478 (7.7)	477 (7.2)	474 (6.9)	503 (7.2)	33.9 (12.6)	1.1 (0.1)	1.0 (0.5)						
	Ungarn	491 (9.3)	490 (10.4)	488 (12.1)	508 (8.1)	9.0 (6.0)	1.1 (0.2)	0.8 (1.1)						
	Island	491 (3.1)	492 (3.4)	503 (4.9)	507 (4.5)	7.6 (1.7)	1.1 (0.1)	0.5 (0.2)						
	Irland	510 (6.9)	495 (7.3)	472 (7.2)	499 (10.4)	-2.1 (7.9)	0.7 (0.1)	0.0 (0.3)						
	Israel	476 (11.3)	483 (10.2)	461 (9.4)	478 (9.6)	1.1 (6.0)	1.0 (0.2)	0.0 (0.2)						
	Italien	489 (4.6)	492 (5.0)	478 (4.4)	486 (5.2)	-3.2 (3.0)	0.9 (0.1)	0.1 (0.2)						
	Japan	523 (9.1)	519 (5.4)	518 (4.8)	519 (5.2)	-3.3 (8.3)	1.0 (0.2)	0.0 (0.3)						
	Korea	522 (8.8)	536 (5.6)	549 (4.9)	550 (4.6)	16.5 (5.7)	1.5 (0.3)	2.6 (1.7)						
	Luxemburg	479 (3.1)	432 (3.6)	478 (4.2)	499 (3.1)	21.2 (2.2)	0.8 (0.0)	1.3 (0.3)						
	Mexiko	418 (3.5)	409 (4.6)	428 (3.8)	446 (4.1)	23.4 (4.0)	1.1 (0.1)	2.1 (0.7)						
	Niederlande	493 (10.7)	513 (7.3)	513 (6.7)	514 (6.9)	14.2 (9.4)	1.3 (0.3)	1.0 (1.3)						
	Neuseeland	524 (5.5)	521 (4.2)	520 (6.1)	521 (5.3)	-2.3 (4.2)	1.0 (0.1)	0.0 (0.1)						
	Norwegen	504 (5.6)	500 (4.3)	504 (4.1)	503 (5.2)	-0.8 (4.2)	1.0 (0.1)	0.0 (0.1)						
	Polen	506 (4.7)	502 (4.9)	497 (4.6)	497 (5.0)	-4.3 (3.5)	0.9 (0.1)	0.2 (0.3)						
	Portugal	485 (7.7)	484 (6.2)	485 (5.0)	503 (6.3)	25.5 (10.2)	1.1 (0.2)	1.3 (0.9)						
	Slowak. Rep.	466 (7.8)	499 (7.9)	480 (9.0)	465 (7.4)	-6.8 (4.7)	1.2 (0.2)	0.6 (0.9)						
	Slowenien	496 (2.1)	489 (2.0)	486 (2.7)	461 (2.1)	-13.2 (1.6)	0.7 (0.0)	1.2 (0.3)						
	Spanien	464 (4.3)	483 (4.6)	489 (4.5)	487 (5.0)	8.2 (3.1)	1.4 (0.1)	0.5 (0.4)						
	Schweden	500 (7.2)	486 (5.8)	504 (4.7)	500 (5.2)	3.0 (3.4)	1.0 (0.1)	0.1 (0.2)						
	Schweiz	475 (4.3)	483 (5.5)	509 (7.4)	533 (5.9)	23.8 (4.9)	1.5 (0.1)	3.3 (1.4)						
	Türkei	475 (8.6)	454 (6.0)	466 (7.3)	462 (6.5)	-4.1 (9.5)	0.8 (0.1)	0.0 (0.3)						
Ver. Königreich	491 (5.0)	495 (4.1)	498 (4.8)	499 (4.5)	4.4 (3.5)	1.1 (0.1)	0.1 (0.2)							
Ver. Staaten	498 (7.5)	499 (8.0)	490 (6.5)	513 (7.0)	6.9 (4.5)	1.0 (0.1)	0.4 (0.6)							
OECD-Durchschnitt	491 (1.2)	492 (1.1)	493 (1.1)	497 (1.1)	4.7 (1.0)	1.1 (0.0)	0.8 (0.1)							
Partnerländer	Albanien	386 (7.0)	391 (8.9)	381 (8.8)	382 (8.2)	-0.3 (5.1)	1.0 (0.1)	0.0 (0.1)						
	Argentinien	377 (7.9)	385 (9.7)	424 (10.3)	407 (12.0)	21.2 (9.9)	1.3 (0.2)	1.5 (1.4)						
	Aserbaidshan	361 (8.0)	366 (5.6)	363 (7.4)	356 (7.4)	-1.9 (5.1)	1.0 (0.2)	0.0 (0.3)						
	Brasilien	401 (7.5)	400 (4.7)	398 (4.1)	448 (5.7)	33.1 (3.8)	1.1 (0.1)	7.3 (1.6)						
	Bulgarien	448 (18.4)	435 (13.3)	408 (14.2)	425 (11.4)	-23.4 (20.3)	0.8 (0.2)	0.7 (1.1)						
	Kolumbien	403 (6.9)	410 (7.0)	416 (7.1)	424 (8.4)	8.7 (5.1)	1.2 (0.2)	0.7 (0.9)						
	Kroatien	483 (8.7)	475 (8.6)	474 (7.0)	471 (8.1)	-13.4 (12.5)	0.8 (0.1)	0.3 (0.6)						
	Dubai (VAE)	386 (2.0)	447 (2.7)	503 (3.4)	501 (3.1)	39.8 (0.9)	2.9 (0.1)	18.3 (0.8)						
	Hongkong (China)	546 (8.4)	528 (4.4)	529 (4.3)	529 (4.7)	-9.4 (6.1)	0.8 (0.2)	0.8 (1.0)						
	Indonesien	409 (7.2)	395 (7.2)	402 (9.4)	400 (6.4)	-2.3 (3.9)	0.8 (0.1)	0.1 (0.5)						
	Jordanien	405 (6.3)	405 (6.2)	401 (5.8)	409 (7.3)	-4.5 (9.8)	1.0 (0.1)	0.1 (0.3)						
	Kasachstan	374 (7.6)	404 (6.7)	400 (7.3)	384 (9.7)	-9.5 (9.2)	1.3 (0.2)	0.3 (0.6)						
	Kirgisistan	314 (8.8)	333 (9.0)	308 (7.8)	302 (8.1)	-7.8 (4.4)	1.0 (0.1)	0.6 (0.7)						
	Lettland	479 (6.3)	485 (5.1)	483 (5.0)	489 (6.8)	3.7 (5.1)	1.2 (0.1)	0.1 (0.3)						
	Liechtenstein	469 (6.9)	472 (7.2)	491 (8.5)	565 (8.0)	36.0 (2.8)	1.5 (0.4)	24.4 (3.3)						
	Litauen	474 (6.0)	466 (7.8)	467 (4.8)	466 (6.2)	-2.9 (4.0)	1.0 (0.1)	0.1 (0.3)						
	Macau (China)	481 (1.7)	479 (2.4)	493 (2.4)	493 (2.7)	9.2 (1.0)	1.1 (0.1)	0.9 (0.2)						
	Montenegro	393 (2.2)	422 (2.9)	419 (6.5)	397 (2.7)	-16.2 (2.0)	1.3 (0.1)	1.0 (0.2)						
	Panama	375 (14.1)	371 (8.7)	379 (13.8)	358 (17.6)	-3.5 (11.6)	0.7 (0.2)	0.1 (0.9)						
	Peru	359 (6.2)	361 (9.1)	372 (10.3)	386 (11.9)	8.4 (5.0)	1.0 (0.2)	0.8 (0.9)						
	Katar	370 (1.4)	375 (1.8)	330 (1.7)	412 (2.0)	28.1 (1.1)	0.6 (0.0)	5.3 (0.4)						
	Rumänien	432 (9.3)	425 (8.8)	430 (10.4)	411 (9.0)	-13.4 (5.8)	0.9 (0.2)	1.2 (1.0)						
	Russ. Föderation	446 (6.3)	463 (6.1)	473 (5.3)	455 (7.4)	-2.4 (4.1)	1.3 (0.2)	0.0 (0.2)						
	Serbien	463 (5.3)	443 (7.4)	440 (6.3)	421 (6.8)	-94.5 (19.5)	0.6 (0.1)	4.3 (1.8)						
	Shanghai (China)	564 (6.0)	568 (8.2)	560 (6.6)	532 (6.7)	-13.0 (3.6)	0.7 (0.1)	2.9 (1.6)						
	Singapur	523 (2.2)	529 (2.1)	512 (2.1)	540 (2.8)	6.9 (1.4)	1.0 (0.1)	0.4 (0.2)						
	Chinesisch Taipeh	504 (6.9)	500 (8.5)	489 (5.5)	488 (6.1)	-7.6 (4.6)	0.8 (0.1)	0.7 (0.9)						
Thailand	419 (5.4)	422 (5.0)	423 (4.6)	421 (4.7)	1.9 (4.0)	1.0 (0.1)	0.1 (0.3)							
Trinidad und Tobago	400 (2.8)	429 (3.1)	430 (3.1)	425 (3.2)	17.1 (2.1)	1.3 (0.1)	1.1 (0.3)							
Tunesien	406 (5.5)	406 (5.2)	398 (8.2)	404 (9.8)	-28.7 (43.5)	0.9 (0.1)	0.1 (0.5)							
Uruguay	397 (4.4)	420 (5.6)	427 (7.1)	460 (6.2)	47.3 (8.3)	1.6 (0.2)	4.5 (1.0)							

Anmerkung: Statistisch signifikante Werte sind durch Fettdruck gekennzeichnet (siehe Anhang A3).
 StatLink  <http://dx.doi.org/10.1787/888932343285>



[Teil 1/3]

Tabelle IV.3.7 Schulwahl: Systemebene

		Indikatoren der Schulwahl (Sekundarbereich I)														
		Freie Schulwahl bei öffentlichen Schulen							Positive und negative finanzielle Anreize zur freien Schulwahl				Zuständigkeit, die Eltern über ihnen zur Verfügung stehende Wahlmöglichkeiten zu informieren			
		Öffentliche Schulen							Bildungsgutscheine (bzw. Stipendien) sind verfügbar und einsetzbar:		Kosten für Privatschulen sind steuerlich abzugsfähig					
		Referenz-jahr	Zuteilung zunächst anhand der geographischen Lage der Schulen	Familien haben das Recht, ihre Kinder in jeder traditionellen öffentlichen Schule ihrer Wahl anzumelden	Wahl einer anderen öffentlichen Schule ist auf einen bestimmten Bezirk oder eine Stadt beschränkt	Wahl einer anderen öffentlichen Schule ist auf eine Region beschränkt	Familien müssen eine Genehmigung einholen, um ihre Kinder in eine andere als die zugewiesene Schule zu schicken	Freie Auswahl unter anderen öffentlichen Schulen, sofern Plätze verfügbar sind	Sonstige Einschränkungen oder Bedingungen	Öffentliche Schulen	Vom Staat abhängige Privatschulen	Unabhängige Privatschulen	Vom Staat abhängige Privatschulen	Unabhängige Privatschulen	Der Staat ist dafür zuständig, Familien detaillierte Informationen über Privatschulalternativen in der Nähe ihres Wohnorts zu liefern	Die Information enthält Leistungsdaten
(1)	(2)	(3)	(4)	(5)	(6)	(7)	(8)	(9)	(10)	(11)	(12)	(13)	(14)			
OECD-Länder	Österreich ^a	2008	ja	ja	nein	nein	ja	ja	ja	nein	nein	nein	nein	ja	nein	
	Belgien (Fl.) ^a	2008	nein	ja	nein	nein	nein	ja	nein	ja	ja	nein	nein	m	nein	a
	Belgien (Fr.) ^a	2008	nein	ja	nein	nein	nein	ja	nein	ja	ja	nein	nein	m	ja	nein
	Chile ^a	2008	nein	ja	nein	nein	nein	nein	nein	ja	m	nein	nein	nein	ja	ja
	Tschech. Rep. ^a	2008	ja	ja	nein	nein	nein	ja	nein	nein	nein	a	nein	a	ja	nein
	Dänemark ^a	2008	ja	ja	nein	nein	ja	ja	nein	nein	nein	nein	nein	nein	nein	a
	England ^{a,1}	2008	ja	ja	nein	nein	ja	ja	nein	a	a	nein	nein	nein	ja	ja
	Estland ^a	2008	ja	ja	nein	nein	ja	ja	nein	ja	a	ja	a	ja	nein	a
	Finnland ^a	2008	ja	nein	nein	nein	ja	nein	ja	a	a	a	nein	a	nein	a
	Frankreich ^a	2008	ja	nein	nein	nein	ja	ja	nein	ja	ja	ja	nein	nein	ja	nein
	Deutschland ^a	2008	ja	nein	nein	nein	ja	ja	ja	ja	ja	m	ja	ja	ja	nein
	Griechenland ^a	2008	ja	nein	nein	nein	nein	nein	nein	nein	a	nein	a	nein	ja	m
	Ungarn ^a	2008	ja	ja	nein	nein	ja	ja	nein	nein	nein	nein	m	m	ja	ja
	Island ^a	2008	ja	nein	ja	ja	ja	ja	nein	nein	nein	nein	nein	nein	ja	m
	Irland ^{a,2}	2008	ja	ja	nein	nein	ja	ja	nein	nein	a	nein	a	m	nein	a
	Israel ^a	2008	ja	ja	ja	ja	nein	ja	nein	a	a	a	nein	nein	ja	nein
	Italien ^a	2008	ja	ja	nein	nein	ja	ja	m	ja	a	nein	a	ja	nein	a
	Japan ^a	2008	ja	nein	nein	ja	ja	nein	nein	nein	a	nein	a	nein	nein	a
	Korea ^a	2008	ja	nein	nein	nein	nein	nein	nein	nein	a	ja	a	nein	a	a
	Luxemburg ^a	2008	ja	ja	nein	nein	ja	ja	nein	nein	nein	nein	ja	ja	ja	nein
	Mexiko ^{a,1}	2008	ja	ja	nein	nein	ja	ja	nein	a	a	nein	a	nein	ja	nein
	Niederlande ^a	2008	nein	nein	nein	nein	nein	nein	ja	nein	nein	nein	nein	nein	ja	nein
	Neuseeland ^a	2008	nein	ja	nein	nein	ja	ja	nein	ja	ja	ja	nein	nein	ja	ja
	Norwegen ^a	2008	ja	nein	ja	ja	ja	nein	m	nein	nein	nein	nein	nein	nein	a
	Polen ^{a,1}	2008	ja	nein	ja	ja	ja	ja	ja	ja	ja	ja	nein	nein	ja	nein
	Portugal ^{a,1}	2008	ja	ja	nein	nein	ja	ja	nein	a	a	a	ja	ja	ja	nein
	Scotland ^a	2008	ja	nein	nein	nein	ja	ja	ja	nein	nein	nein	nein	ja	ja	nein
	Slowak. Rep. ^a	2008	ja	ja	nein	nein	nein	ja	nein	ja	nein	a	nein	a	ja	nein
Slowenien ^a	2008	ja	nein	nein	nein	ja	ja	nein	nein	nein	nein	nein	nein	nein	a	
Spanien ^{a,1}	2008	ja	ja	nein	nein	ja	ja	nein	ja	ja	a	nein	ja	ja	nein	
Schweden ^a	2008	ja	nein	nein	nein	nein	ja	nein	nein	nein	a	nein	a	nein	a	
Schweiz ^a	2008	ja	nein	ja	ja	ja	nein	nein	nein	nein	nein	nein	nein	nein	a	
Ver. Staaten ^{a,1}	2008	ja	m	ja	ja	ja	ja	nein	ja	a	ja	a	ja	ja	ja	
Partnerländer	Argentinien ^b	2008	ja	ja	nein	ja	nein	ja	ja	nein	nein	m	m	ja	nein	
	Aserbaidschan		m	m	m	m	m	m	m	m	m	m	m	m	m	
	Brasilien ^a	2008	ja	ja	ja	ja	ja	ja	ja	a	a	a	a	ja	nein	a
	Bulgarien ^b	2008	nein	ja	nein	nein	nein	ja	nein	nein	a	nein	a	nein	ja	ja
	Chinesisch Taipeh ^{b,1}	2008	ja	nein	ja	ja	ja	nein	ja	ja	a	ja	a	nein	ja	nein
	Kolumbien ^b	2008	ja	nein	nein	nein	ja	ja	nein	nein	nein	nein	nein	nein	nein	a
	Kroatien ^{b,1}	2008	ja	nein	ja	ja	ja	ja	nein	nein	a	nein	a	nein	ja	nein
	Dubai (VAE) ^b	2008	ja	ja	m	ja	ja	ja	nein	m	m	m	m	m	nein	a
	Hongkong (China) ^b	2008	ja	ja	nein	nein	ja	ja	nein	nein	nein	nein	nein	nein	ja	nein
	Indonesien		m	m	m	m	m	m	m	m	m	m	m	m	m	m
	Jordanien		m	m	m	m	m	m	m	m	m	m	m	m	m	m
	Kasachstan		m	m	m	m	m	m	m	m	m	m	m	m	m	m
	Kirgisistan ^b	2008	ja	ja	nein	nein	ja	ja	nein	nein	a	nein	a	nein	nein	a
	Lettland ^b	2008	ja	nein	ja	nein	nein	ja	nein	nein	nein	nein	nein	nein	nein	a
	Liechtenstein		m	m	m	m	m	m	m	m	m	m	m	m	m	m
	Litauen ^{b,1}	2008	ja	nein	nein	nein	nein	nein	nein	ja	ja	ja	nein	nein	ja	nein
	Macau (China) ^b	2008	nein	ja	nein	nein	nein	ja	nein	nein	nein	ja	nein	nein	ja	nein
	Montenegro ^{b,1}	2008	ja	ja	nein	nein	ja	ja	nein	ja	a	a	a	a	ja	nein
	Panama ^b	2008	ja	ja	nein	nein	nein	ja	ja	m	m	a	m	m	m	m
	Peru ^b	2008	nein	ja	nein	nein	nein	ja	nein	a	a	a	nein	nein	nein	a
	Katar ^b	2008	ja	nein	nein	nein	ja	ja	nein	nein	a	ja	a	nein	ja	ja
	Rumänien		m	m	m	m	m	m	m	m	m	m	m	m	m	m
	Shanghai (China) ^b	2008	ja	nein	nein	nein	nein	nein	nein	nein	a	nein	a	nein	ja	nein
	Singapur ^{b,1}	2008	nein	ja	nein	nein	nein	ja	nein	ja	a	nein	a	nein	ja	ja
Thailand ^b	2008	ja	ja	ja	ja	ja	ja	ja	ja	ja	ja	ja	ja	ja	ja	
Trinidad und Tobago		m	m	m	m	m	m	m	m	m	m	m	m	m	m	
Tunesien		m	m	m	m	m	m	m	m	m	m	m	m	m	m	
Uruguay		m	m	m	m	m	m	m	m	m	m	m	m	m	m	

1. Spalte (13): Ja, aber die Informationen beschränken sich auf die Auswahl unter öffentlichen Schulen.

2. Schulen, die öffentlich finanziert und privat verwaltet werden, sind in der Kategorie „öffentliche Schulen“ enthalten.

Quelle: a. *Bildung auf einen Blick 2010: OECD-Indikatoren* (OECD, 2010a). Wegen weiterer Anmerkungen, vgl. *Bildung auf einen Blick* (OECD, 2010a) Anhang 3, in englischer Sprache online verfügbar unter: www.oecd.org/edu/eag2010.

b. PISA-Systemdatensammlung 2010.

StatLink <http://dx.doi.org/10.1787/888932343285>

Tabelle IV.3.7 Schulwahl: Systemebene

	Referenz-jahr	Veränderungen im Bereich der Schulwahl in den letzten 25 Jahren (Sekundarbereich I)										
		Zunahme der freien Schulwahl im öffentlichen Schulwesen in den letzten 25 Jahren					Die Rolle vom Staat abhängiger privater Bildungseinrichtungen bei der Erbringung von Pflichtschulunterricht im Primar- und Sekundarbereich I					
		Öffentliche Schulen					Vom Staat abhängige Privatschulen					
		(15)	(16)	(17)	(18)	(19)	(20)	(21)	(22)	(23)	(24)	(25)
		Seit 1995 haben die Möglichkeiten der freien Schulwahl unter öffentlichen Schulen zugenommen	Reformen haben die Beschränkungen im Bereich der Schulwahl unter bestehenden öffentlichen Schulen verringert	Reformen haben die Gründung neuer autonomer öffentlicher Schulen gefördert, um den Eltern neue Wahlmöglichkeiten zu bieten	Reformen haben den besch. öff. Schulen mehr Autonomie verliehen, insb. bei Entscheid. über Aufnahmeverfahren u. -politiken, was die Schulwahl erhöhen kann	Reformen haben auch neue Finanzierungsmechanismen zur Förderung der freien Schulwahl eingeführt	Vom Staat abhängige Privatschulen sind zugelassen, Pflichtschulunterricht anzubieten	Seit 1995 haben die Möglichkeiten der Schulwahl unter vom Staat abhängigen Privatschulen für Familien zugenommen	Reformen haben die Beschränk. im Bereich der Schulwahl unter besch. vom Staat abhängigen Privatschulen verringert	Reformen haben die Gründung zusätzlicher vom Staat abhängiger Privatschulen gefördert, um den Eltern neue Wahlmöglichkeiten zu bieten	Reformen haben den besch. vom Staat abhäng. Privatschulen mehr Autonomie verliehen, insb. bei Entscheid. über Aufnahmeverfahren u. -politiken, was die Schulwahl erhöhen kann	Reformen haben neue Finanzierungsmechanismen zur Förderung der freien Schulwahl eingeführt
OECD-Länder												
Österreich ^a	2008	nein	a	a	a	a	ja	nein	a	a	a	a
Belgien (Fl.) ^a	2008	nein	a	a	a	a	ja	nein	a	a	a	a
Belgien (Fr.) ^a	2008	ja	ja	nein	nein	nein	ja	ja	ja	nein	nein	nein
Chile ^a	2008	nein	a	a	a	a	ja	nein	a	a	a	a
Tschech. Rep. ^a	2008	ja	nein	ja	m	nein	ja	ja	nein	nein	nein	ja
Dänemark ^a	2008	ja	ja	nein	ja	nein	ja	nein	a	a	a	a
England ^{a, 1}	2008	ja	ja	ja	ja	ja	ja	ja	ja	ja	ja	ja
Estland ^a	2008	ja	ja	ja	ja	ja	nein	a	a	a	a	a
Finnland ^a	2008	ja	ja	nein	ja	ja	ja	ja	ja	ja	ja	ja
Frankreich ^a	2008	ja	ja	nein	nein	nein	ja	nein	a	a	a	a
Deutschland ^a	2008	ja	ja	ja	ja	nein	ja	ja	nein	ja	nein	nein
Griechenland ^a	2008	nein	a	a	a	a	nein	a	a	a	a	a
Ungarn ^a	2008	ja	ja	ja	ja	ja	ja	ja	ja	ja	ja	ja
Island ^a	2008	ja	ja	ja	nein	nein	ja	ja	ja	ja	nein	nein
Irland ^{a, 2}	2008	nein	a	a	a	a	nein	a	a	a	a	a
Israel ^a	2008	ja	ja	ja	ja	ja	ja	ja	ja	ja	ja	ja
Italien ^a	2008	ja	ja	ja	ja	ja	nein	a	a	a	a	a
Japan ^a	2008	nein	a	a	a	a	nein	a	a	a	a	a
Korea ^a	2008	nein	a	a	a	a	ja	nein	a	a	a	a
Luxemburg ^a	2008	ja	ja	ja	ja	ja	ja	nein	a	a	a	a
Mexiko ^{a, 1}	2008	nein	a	a	a	a	nein	a	a	a	a	a
Niederlande ^a	2008	nein	a	a	a	a	ja	nein	a	a	a	a
Neuseeland ^a	2008	ja	ja	ja	ja	nein	ja	nein	a	a	a	a
Norwegen ^a	2008	nein	a	a	a	a	ja	ja	ja	ja	nein	nein
Polen ^{a, 1}	2008	ja	nein	nein	nein	ja	ja	ja	ja	nein	nein	ja
Portugal ^{a, 1}	2008	ja	ja	ja	nein	ja	ja	nein	a	a	a	a
Scotland ^a	2008	nein	a	a	a	a	ja	nein	nein	nein	nein	nein
Slowak. Rep. ^a	2008	ja	ja	ja	ja	ja	ja	ja	ja	ja	ja	ja
Slowenien ^a	2008	nein	a	a	a	a	ja	ja	nein	ja	nein	ja
Spanien ^{a, 1}	2008	ja	nein	nein	nein	nein	ja	ja	nein	ja	nein	nein
Schweden ^a	2008	ja	ja	nein	nein	ja	ja	ja	ja	ja	nein	ja
Schweiz ^a	2008	nein	a	a	a	a	ja	nein	a	a	a	a
Ver. Staaten ^{a, 1}	2008	ja	ja	ja	ja	ja	nein	a	a	a	a	a
Partnerländer												
Argentinien ^b	2008	ja	ja	nein	nein	nein	ja	ja	ja	ja	nein	nein
Aserbaidshan		m	m	m	m	m	m	m	m	m	m	m
Brasilien ^a	2008	nein	a	a	a	a	nein	a	a	a	a	a
Bulgarien ^b	2008	ja	ja	nein	ja	ja	nein	a	a	a	a	a
Chinesisch Taipeh ^{b, 1}	2008	ja	nein	nein	nein	nein	nein	a	a	a	a	a
Kolumbien ^b	2008	nein	a	a	a	a	ja	nein	a	a	a	a
Kroatien ^{b, 1}	2008	nein	a	a	a	a	nein	a	a	a	a	a
Dubai (VAE) ^b	2008	ja	nein	nein	nein	nein	ja	nein	a	a	a	a
Hongkong (China) ^b	2008	ja	nein	ja	nein	ja	ja	ja	ja	ja	ja	ja
Indonesien		m	m	m	m	m	m	m	m	m	m	m
Jordanien		m	m	m	m	m	m	m	m	m	m	m
Kasachstan		m	m	m	m	m	m	m	m	m	m	m
Kirgisistan ^b	2008	ja	nein	nein	ja	ja	nein	a	a	a	a	a
Lettland ^b	2008	nein	a	a	a	a	ja	ja	nein	ja	nein	nein
Liechtenstein		m	m	m	m	m	m	m	m	m	m	m
Litauen ^{b, 1}	2008	ja	nein	nein	nein	nein	ja	ja	nein	nein	nein	ja
Macau (China) ^b	2008	nein	a	a	a	a	ja	nein	a	a	a	a
Montenegro ^{b, 1}	2008	nein	a	a	a	a	nein	a	a	a	a	a
Panama ^b	2008	nein	a	a	a	a	ja	nein	a	a	a	a
Peru ^b	2008	ja	nein	ja	ja	nein	ja	ja	nein	nein	ja	nein
Katar ^b	2008	ja	nein	ja	nein	ja	nein	a	a	a	a	a
Rumänien		m	m	m	m	m	m	m	m	m	m	m
Shanghai (China) ^b	2008	nein	a	a	a	a	nein	a	a	a	a	a
Singapur ^{b, 1}	2008	ja	ja	ja	ja	nein	nein	a	a	a	a	a
Thailand ^b	2008	ja	ja	ja	ja	ja	ja	nein	a	a	a	a
Trinidad und Tobago		m	m	m	m	m	m	m	m	m	m	m
Tunesien		m	m	m	m	m	m	m	m	m	m	m
Uruguay		m	m	m	m	m	m	m	m	m	m	m

1. Spalte (13): Ja, aber die Informationen beschränken sich auf die Auswahl unter öffentlichen Schulen

2. Schulen, die öffentlich finanziert und privat verwaltet werden, sind in der Kategorie „öffentliche Schulen“ enthalten.

Quelle: a. *Bildung auf einen Blick 2010: OECD-Indikatoren* (OECD, 2010a). Wegen weiterer Anmerkungen, vgl. *Bildung auf einen Blick* (OECD, 2010a) Anhang 3, in englischer Sprache online verfügbar unter: www.oecd.org/edu/eag2010.

b. PISA-Systemdatensammlung 2010.



[Teil 3/3]

Tabelle IV.3.7 Schulwahl: Systemebene

	Referenz-jahr	Veränderungen im Bereich der Schulwahl in den letzten 25 Jahren (Sekundarbereich I)							Einheitliche oder teilweise vereinheitlichte Lehrpläne sind gemäß den staatlichen Regelungen erforderlich (Sekundarstufe I)			
		Die Rolle unabhängiger privater Bildungseinrichtungen bei der Erbringung von Pflichtschulunterricht im Primar- und Sekundarbereich I										
		Unabhängige Privatschulen							(32)	(33)	(34)	(35)
		(26)	(27)	(28)	(29)	(30)	(31)	Öffentliche Schulen				
OECD-Länder	Österreich ^a	2008	ja	nein	a	a	a	a	ja	ja	nein	ja
	Belgien (Fl.) ^a	2008	nein	a	a	a	a	a	ja	ja	m	a
	Belgien (Fr.) ^a	2008	nein	a	a	a	a	a	ja	ja	m	ja
	Chile ^a	2008	ja	nein	a	a	a	a	ja	ja	ja	nein
	Tschech. Rep. ^a	2008	nein	a	a	a	a	a	ja	ja	a	a
	Dänemark ^a	2008	ja	nein	a	a	a	a	ja	nein	nein	nein
	England ^{a,1}	2008	ja	nein	a	a	a	a	ja	ja	nein	nein
	Estland ^a	2008	ja	ja	ja	ja	ja	ja	ja	a	ja	ja
	Finnland ^a	2008	nein	a	a	a	a	a	ja	ja	a	ja
	Frankreich ^a	2008	ja	nein	a	a	a	a	ja	ja	ja	ja
	Deutschland ^a	2008	ja	m	m	m	m	m	ja	ja	m	a
	Griechenland ^a	2008	ja	nein	a	a	a	a	ja	a	ja	a
	Ungarn ^a	2008	ja	m	m	m	m	m	nein	nein	nein	nein
	Island ^a	2008	ja	ja	nein	ja	nein	nein	ja	ja	ja	ja
	Irland ^{a,2}	2008	ja	nein	a	a	a	a	ja	a	ja	a
	Israel ^a	2008	ja	nein	a	a	a	a	ja	ja	ja	ja
	Italien ^a	2008	ja	ja	ja	nein	nein	ja	ja	a	ja	a
	Japan ^a	2008	ja	ja	ja	ja	nein	nein	ja	a	ja	a
	Korea ^a	2008	nein	a	a	a	a	a	ja	ja	a	a
	Luxemburg ^a	2008	ja	ja	nein	ja	ja	ja	ja	ja	nein	ja
Mexiko ^{a,1}	2008	ja	nein	a	a	a	a	ja	a	ja	a	
Niederlande ^a	2008	ja	nein	a	a	a	a	nein	nein	nein	nein	
Neuseeland ^a	2008	ja	nein	a	a	a	a	ja	ja	nein	nein	
Norwegen ^a	2008	ja	nein	a	a	a	a	ja	nein	nein	ja	
Polen ^{a,1}	2008	ja	ja	ja	nein	nein	ja	ja	ja	ja	ja	
Portugal ^{a,1}	2008	ja	nein	a	a	a	a	ja	ja	ja	ja	
Scotland ^a	2008	ja	ja	nein	ja	nein	nein	m	m	nein	nein	
Slowak. Rep. ^a	2008	nein	a	a	a	a	a	ja	ja	a	ja	
Slowenien ^a	2008	ja	nein	a	a	a	a	ja	ja	nein	ja	
Spanien ^{a,1}	2008	ja	nein	a	a	a	a	ja	ja	ja	a	
Schweden ^a	2008	nein	a	a	a	a	a	ja	ja	a	ja	
Schweiz ^a	2008	ja	nein	a	a	a	a	ja	ja	ja	ja	
Ver. Staaten ^{a,1}	2008	ja	nein	a	a	a	a	nein	a	nein	nein	
Partnerländer	Argentinien ^b	2008	ja	ja	ja	ja	ja	nein	ja	ja	ja	a
	Aserbaidshon		m	m	m	m	m	m	m	m	m	m
	Brasilien ^a	2008	ja	nein	a	a	a	a	ja	a	ja	a
	Bulgarien ^b	2008	ja	ja	nein	nein	nein	nein	ja	a	ja	a
	Chinesisch Taipeh ^{b,1}	2008	ja	ja	ja	ja	ja	ja	ja	a	ja	nein
	Kolumbien ^b	2008	ja	nein	a	a	a	a	ja	ja	ja	a
	Kroatien ^{b,1}	2008	ja	ja	nein	ja	ja	ja	ja	a	ja	a
	Dubai (VAE) ^b	2008	ja	ja	nein	ja	ja	ja	m	m	m	a
	Hongkong (China) ^b	2008	ja	ja	ja	ja	ja	ja	ja	ja	nein	a
	Indonesien		m	m	m	m	m	m	m	m	m	m
	Jordanien		m	m	m	m	m	m	m	m	m	m
	Kasachstan		m	m	m	m	m	m	m	m	m	m
	Kirgisistan ^b	2008	ja	ja	nein	ja	nein	nein	ja	a	ja	a
	Lettland ^b	2008	ja	ja	nein	ja	nein	nein	ja	ja	ja	a
	Liechtenstein		m	m	m	m	m	m	m	m	m	m
	Litauen ^{b,1}	2008	ja	ja	nein	ja	nein	ja	ja	ja	ja	a
	Macau (China) ^b	2008	ja	nein	a	a	a	a	ja	ja	ja	a
	Montenegro ^{b,1}	2008	nein	a	a	a	a	a	ja	a	a	ja
	Panama ^b	2008	ja	nein	a	a	a	a	m	m	m	a
	Peru ^b	2008	ja	ja	nein	ja	nein	nein	ja	ja	ja	a
	Katar ^b	2008	ja	ja	nein	ja	nein	nein	ja	a	nein	ja
	Rumänien		m	m	m	m	m	m	m	m	m	m
	Shanghai (China) ^b	2008	ja	ja	nein	ja	ja	nein	ja	a	ja	a
	Singapur ^{b,1}	2008	ja	nein	a	a	a	a	ja	a	nein	a
	Thailand ^b	2008	ja	nein	a	a	a	a	ja	ja	ja	ja
Trinidad und Tobago		m	m	m	m	m	m	m	m	m	m	
Tunesien		m	m	m	m	m	m	m	m	m	m	
Uruguay		m	m	m	m	m	m	m	m	m	m	

1. Spalte (13): Ja, aber die Informationen beschränken sich auf die Auswahl unter öffentlichen Schulen.

2. Schulen, die öffentlich finanziert und privat verwaltet werden, sind in der Kategorie „öffentliche Schulen“ enthalten.

Quelle: a. *Bildung auf einen Blick 2010: OECD-Indikatoren* (OECD, 2010a). Wegen weiterer Anmerkungen, vgl. *Bildung auf einen Blick* (OECD, 2010a) Anhang 3, in englischer Sprache online verfügbar unter: www.oecd.org/edu/eag2010.

b. PISA-Systemdatensammlung 2010.

StatLink <http://dx.doi.org/10.1787/888932343285>

[Teil 1/1]

Schulwahl: Schulebene
Tabelle IV.3.8a Auf Grundlage der Angaben der Schulleitungen

		Prozentsatz der Schüler in Schulen, deren Leitung angab, im gleichen Einzugsgebiet mit anderen Schulen um Schüler zu konkurrieren					
		Mit zwei oder mehr anderen Schulen		Mit einer anderen Schule		Mit keiner anderen Schule	
		%	S.E.	%	S.E.	%	S.E.
OECD-Länder	Australien	90.2	(1.2)	5.6	(1.1)	4.3	(1.1)
	Österreich	43.1	(3.7)	14.0	(2.9)	42.8	(3.8)
	Belgien	81.9	(2.4)	12.7	(1.9)	5.3	(1.4)
	Kanada	66.5	(1.9)	18.1	(1.9)	15.4	(1.0)
	Chile	68.1	(3.9)	10.9	(2.5)	21.0	(3.2)
	Tschech. Rep.	70.8	(3.0)	12.7	(2.2)	16.4	(2.6)
	Dänemark	66.7	(3.1)	11.1	(2.4)	22.2	(2.7)
	Estland	57.5	(2.7)	23.7	(2.8)	18.9	(2.4)
	Finnland	43.9	(3.3)	13.6	(3.0)	42.5	(3.2)
	Frankreich	w	w	w	w	w	w
	Deutschland	64.1	(2.9)	17.2	(2.4)	18.7	(2.5)
	Griechenland	40.1	(3.7)	19.7	(2.8)	40.2	(3.8)
	Ungarn	57.9	(4.3)	22.1	(3.3)	20.0	(3.4)
	Island	35.8	(0.2)	15.0	(0.1)	49.2	(0.2)
	Irland	70.3	(4.2)	11.5	(3.1)	18.1	(3.6)
	Israel	62.3	(3.7)	17.9	(3.0)	19.8	(2.7)
	Italien	78.2	(1.6)	9.9	(1.2)	11.9	(1.2)
	Japan	85.0	(2.2)	5.8	(1.8)	9.2	(1.8)
	Korea	72.3	(3.6)	14.5	(3.1)	13.3	(2.6)
	Luxemburg	52.1	(0.1)	24.5	(0.1)	23.4	(0.1)
	Mexiko	73.8	(1.3)	12.4	(1.2)	13.8	(1.1)
	Niederlande	76.2	(3.0)	21.0	(2.8)	2.9	(1.1)
	Neuseeland	74.8	(2.5)	11.8	(2.2)	13.4	(2.2)
	Norwegen	22.3	(3.3)	17.8	(2.9)	59.9	(3.4)
	Polen	43.4	(3.0)	24.2	(3.4)	32.3	(3.4)
	Portugal	57.4	(3.6)	22.0	(3.1)	20.6	(2.9)
	Slowak. Rep.	79.0	(3.1)	14.4	(2.8)	6.5	(1.8)
	Slowenien	39.9	(0.3)	8.8	(0.3)	51.2	(0.4)
	Spanien	65.0	(2.1)	14.6	(2.0)	20.5	(2.3)
	Schweden	52.1	(3.4)	17.2	(2.8)	30.7	(3.5)
	Schweiz	29.0	(3.2)	8.9	(1.7)	62.1	(3.2)
	Türkei	52.0	(4.0)	10.9	(2.5)	37.1	(3.7)
	Ver. Königreich	78.0	(2.5)	10.9	(2.0)	11.2	(1.8)
Ver. Staaten	69.7	(3.1)	8.9	(2.1)	21.4	(3.3)	
OECD-Durchschnitt	61.2	(0.5)	14.7	(0.4)	24.1	(0.4)	
Partnerländer	Albanien	51.1	(3.9)	17.3	(3.0)	31.6	(3.1)
	Argentinien	76.5	(3.4)	8.6	(2.1)	14.9	(3.2)
	Aserbaidshon	49.0	(4.6)	23.1	(3.6)	27.8	(3.8)
	Brasilien	69.2	(2.3)	12.9	(1.5)	17.8	(2.2)
	Bulgarien	71.6	(3.6)	11.9	(3.3)	16.5	(2.3)
	Kolumbien	75.8	(3.7)	10.7	(2.9)	13.5	(3.1)
	Kroatien	70.7	(3.6)	10.3	(2.4)	19.0	(3.1)
	Dubai (VAE)	84.9	(0.1)	5.0	(0.1)	10.1	(0.0)
	Hongkong (China)	94.0	(1.8)	4.0	(1.7)	2.0	(1.2)
	Indonesien	87.4	(2.3)	9.3	(2.3)	3.3	(1.2)
	Jordanien	49.0	(3.6)	21.6	(3.0)	29.4	(3.6)
	Kasachstan	64.6	(3.6)	10.5	(2.3)	24.9	(3.5)
	Kirgisistan	53.0	(3.5)	14.3	(3.0)	32.8	(3.7)
	Lettland	69.3	(3.7)	19.8	(3.1)	10.9	(2.4)
	Liechtenstein	10.2	(0.4)	41.8	(0.4)	48.1	(0.5)
	Litauen	55.1	(3.3)	25.4	(3.1)	19.5	(2.9)
	Macau (China)	92.2	(0.0)	7.7	(0.0)	0.1	(0.0)
	Montenegro	27.2	(1.3)	10.2	(0.2)	62.6	(1.1)
	Panama	53.1	(4.5)	17.6	(3.8)	29.3	(4.8)
	Peru	60.5	(3.2)	17.3	(3.0)	22.2	(2.6)
	Katar	51.2	(0.1)	13.1	(0.1)	35.8	(0.1)
	Rumänien	61.5	(4.0)	21.7	(3.5)	16.7	(3.0)
	Russ. Föderation	59.1	(3.8)	14.4	(2.5)	26.4	(3.6)
	Serbien	58.2	(3.9)	20.4	(3.7)	21.4	(2.6)
	Shanghai (China)	68.8	(3.8)	16.1	(2.9)	15.1	(3.1)
	Singapur	90.3	(0.8)	6.4	(1.1)	3.4	(0.3)
	Chinesisch Taipeh	85.1	(3.2)	10.1	(2.5)	4.8	(1.7)
	Thailand	71.2	(3.2)	17.8	(2.9)	10.9	(1.8)
	Trinidad und Tobago	76.2	(0.2)	13.6	(0.2)	10.2	(0.2)
	Tunesien	34.2	(3.6)	31.4	(4.0)	34.4	(3.5)
Uruguay	42.0	(2.7)	12.9	(2.1)	45.1	(2.9)	

[Teil 1/3]

Prozentsatz der Schüler und Schülerleistungen in den Bereichen Lesekompetenz, Mathematik und Naturwissenschaften, nach Schulart

Tabelle IV.3.9 Auf Grundlage der Angaben der Schulleitungen

	Staatliche oder öffentliche Schulen ¹							Vom Staat abhängige private Schulen ²								
	Prozentsatz der Schüler		Leistung auf der Gesamtskala Lesekompetenz		Leistung auf der Gesamtskala Mathematik		Leistung auf der Gesamtskala Naturwissenschaften		Prozentsatz der Schüler		Leistung auf der Gesamtskala Lesekompetenz		Leistung auf der Gesamtskala Mathematik		Leistung auf der Gesamtskala Naturwissenschaften	
			Mittelwert	S.E.	Mittelwert	S.E.	Mittelwert	S.E.			Mittelwert	S.E.	Mittelwert	S.E.	Mittelwert	S.E.
OECD-Länder																
Australien	61.0	(0.9)	497	(3.9)	499	(4.0)	511	(4.3)	23.9	(1.5)	530	(3.8)	522	(4.0)	539	(3.3)
Österreich	87.4	(2.4)	465	(3.5)	493	(3.4)	491	(3.9)	10.8	(2.7)	513	(15.4)	518	(16.0)	520	(14.8)
Belgien	w	w	w	w	w	w	w	w	w	w	w	w	w	w	w	w
Kanada	93.6	(0.8)	521	(1.5)	522	(1.7)	526	(1.7)	3.5	(0.5)	569	(8.5)	602	(7.3)	572	(8.4)
Chile	47.3	(1.9)	423	(5.2)	398	(4.7)	425	(4.5)	49.2	(2.4)	454	(4.1)	421	(4.3)	450	(4.1)
Tschech. Rep.	97.1	(0.9)	477	(3.0)	492	(3.0)	499	(3.2)	2.9	(0.9)	512	(24.5)	517	(20.2)	541	(19.0)
Dänemark	79.6	(2.9)	491	(2.2)	500	(2.7)	495	(2.5)	17.8	(2.8)	512	(6.7)	516	(7.8)	518	(8.3)
Estland	97.1	(1.1)	501	(2.7)	512	(2.6)	528	(2.7)	2.3	(1.0)	c	c	c	c	c	c
Finnland	96.1	(1.2)	536	(2.2)	541	(2.1)	554	(2.3)	3.9	(1.2)	542	(18.7)	535	(14.1)	564	(17.2)
Frankreich	w	w	w	w	w	w	w	w	w	w	w	w	w	w	w	w
Deutschland	96.0	(1.4)	497	(3.2)	512	(3.5)	520	(3.6)	4.0	(1.4)	514	(24.9)	538	(30.7)	535	(26.1)
Griechenland	96.6	(0.8)	480	(4.5)	464	(4.0)	467	(4.2)	0.0	c	c	c	c	c	c	c
Ungarn	88.4	(2.5)	492	(3.7)	488	(3.9)	501	(3.7)	11.5	(2.5)	508	(13.3)	506	(16.5)	517	(11.8)
Island	99.1	(0.1)	498	(1.5)	504	(1.5)	493	(1.4)	0.9	(0.1)	c	c	c	c	c	c
Irland	43.4	(1.3)	474	(4.9)	472	(4.3)	489	(5.7)	49.5	(2.3)	504	(4.5)	493	(3.7)	514	(4.8)
Israel	85.8	(2.7)	470	(4.5)	443	(3.9)	451	(4.1)	10.2	(2.5)	521	(14.8)	491	(19.0)	498	(14.7)
Italien	94.7	(0.6)	489	(1.6)	486	(2.0)	492	(1.9)	1.9	(0.4)	403	(8.7)	431	(8.6)	428	(8.1)
Japan	71.4	(1.1)	522	(4.0)	531	(3.8)	542	(3.8)	1.9	(1.1)	c	c	c	c	c	c
Korea	64.5	(4.3)	533	(5.2)	542	(6.5)	535	(5.5)	18.4	(3.3)	529	(8.4)	534	(10.0)	525	(9.2)
Luxemburg	87.5	(0.1)	472	(1.3)	491	(1.2)	485	(1.3)	10.9	(0.1)	471	(3.6)	480	(3.0)	471	(3.5)
Mexiko	89.4	(1.1)	420	(2.1)	414	(1.9)	411	(1.8)	0.1	(0.1)	c	c	c	c	c	c
Niederlande	35.3	(4.0)	515	(9.6)	531	(9.8)	526	(11.7)	64.7	(4.0)	502	(8.5)	521	(7.6)	518	(8.3)
Neuseeland	95.1	(0.5)	517	(2.3)	516	(2.4)	529	(2.6)	0.0	c	c	c	c	c	c	c
Norwegen	98.6	(0.4)	503	(2.6)	498	(2.4)	500	(2.6)	1.4	(0.4)	c	c	c	c	c	c
Polen	97.9	(0.1)	499	(2.7)	493	(2.9)	507	(2.5)	0.6	(0.2)	527	(23.8)	530	(22.9)	537	(22.0)
Portugal	86.1	(2.8)	485	(3.3)	482	(3.1)	489	(3.1)	8.8	(2.6)	498	(9.2)	493	(9.1)	495	(8.0)
Slowak. Rep.	91.0	(2.4)	475	(3.0)	495	(3.5)	489	(3.3)	9.0	(2.4)	499	(14.3)	512	(15.5)	505	(12.7)
Slowenien	97.3	(0.1)	481	(1.1)	499	(1.2)	509	(1.2)	2.7	(0.1)	561	(6.0)	596	(7.3)	598	(7.3)
Spanien	69.1	(1.1)	469	(2.3)	473	(2.4)	478	(2.4)	25.7	(1.5)	503	(4.0)	501	(4.0)	507	(3.8)
Schweden	90.0	(0.8)	494	(2.8)	491	(2.9)	492	(2.7)	10.0	(0.8)	529	(11.0)	521	(11.4)	521	(11.5)
Schweiz	94.0	(1.6)	500	(2.6)	534	(3.5)	516	(3.0)	2.3	(0.9)	546	(7.5)	566	(14.6)	548	(6.3)
Türkei	99.2	(0.6)	464	(3.6)	444	(4.5)	453	(3.6)	0.0	c	c	c	c	c	c	c
Ver. Königreich	93.7	(1.1)	492	(2.5)	490	(2.7)	510	(2.8)	0.0	c	c	c	c	c	c	c
Ver. Staaten	93.1	(1.9)	494	(3.4)	482	(3.5)	496	(3.4)	0.0	c	c	c	c	c	c	c
OECD-Durchschnitt	84.9	(0.3)	489	(0.6)	492	(0.6)	497	(0.7)	10.9	(0.4)	511	(2.8)	516	(2.9)	519	(2.6)
Partnerländer																
Albanien	88.9	(2.1)	378	(4.2)	371	(4.0)	384	(3.8)	0.0	c	c	c	c	c	c	c
Argentinien	64.7	(2.1)	367	(5.6)	363	(4.5)	372	(5.7)	19.9	(2.9)	451	(10.4)	428	(10.5)	448	(10.5)
Aserbaidschan	99.6	(0.1)	361	(3.3)	431	(2.8)	373	(3.1)	0.0	c	c	c	c	c	c	c
Brasilien	91.6	(1.1)	398	(3.2)	373	(2.6)	393	(2.8)	0.2	(0.1)	c	c	c	c	c	c
Bulgarien	98.1	(0.8)	428	(6.8)	426	(6.0)	438	(6.0)	0.0	c	c	c	c	c	c	c
Kolumbien	83.7	(2.5)	400	(4.0)	369	(3.5)	389	(3.8)	3.0	(0.9)	429	(10.0)	386	(8.2)	415	(10.5)
Kroatien	98.1	(1.1)	475	(3.1)	460	(3.2)	486	(3.0)	0.0	c	c	c	c	c	c	c
Dubai (VAE)	31.5	(0.1)	386	(1.9)	373	(2.0)	395	(2.3)	0.0	c	c	c	c	c	c	c
Hongkong (China)	7.5	(0.2)	553	(10.1)	587	(14.4)	576	(10.9)	89.9	(1.1)	532	(2.3)	551	(2.9)	547	(3.0)
Indonesien	57.9	(2.8)	409	(5.0)	379	(5.2)	391	(5.4)	14.7	(2.4)	360	(5.8)	331	(4.6)	345	(5.2)
Jordanien	81.4	(0.7)	401	(3.6)	380	(3.9)	410	(3.8)	0.1	(0.0)	c	c	c	c	c	c
Kasachstan	96.8	(1.4)	389	(3.2)	404	(3.1)	399	(3.2)	0.0	c	c	c	c	c	c	c
Kirgisistan	97.4	(1.1)	310	(3.2)	328	(2.8)	326	(2.9)	0.0	c	c	c	c	c	c	c
Lettland	99.2	(0.5)	484	(2.9)	482	(3.1)	494	(3.1)	0.5	(0.4)	c	c	c	c	c	c
Liechtenstein	94.4	(0.0)	498	(2.9)	537	(4.1)	520	(3.6)	0.0	c	c	c	c	c	c	c
Litauen	99.6	(0.4)	468	(2.4)	476	(2.6)	491	(2.9)	0.4	(0.4)	c	c	c	c	c	c
Macau (China)	4.0	(0.0)	c	c	c	c	c	c	83.8	(0.0)	487	(0.9)	524	(1.0)	512	(1.2)
Montenegro	99.5	(0.0)	408	(1.7)	402	(2.0)	401	(2.0)	0.0	c	c	c	c	c	c	c
Panama	83.1	(3.1)	343	(6.6)	338	(5.0)	352	(6.1)	0.0	c	c	c	c	c	c	c
Peru	82.4	(2.6)	350	(3.5)	346	(3.4)	351	(3.1)	0.4	(0.4)	c	c	c	c	c	c
Katar	77.7	(0.1)	339	(1.0)	336	(0.9)	348	(1.1)	0.2	(0.0)	c	c	c	c	c	c
Rumänien	99.5	(0.5)	425	(4.1)	427	(3.4)	428	(3.4)	0.0	c	c	c	c	c	c	c
Russ. Föderation	99.9	(0.1)	459	(3.3)	468	(3.3)	478	(3.3)	0.0	c	c	c	c	c	c	c
Serbien	98.8	(0.9)	441	(2.6)	442	(3.1)	442	(2.5)	0.0	c	c	c	c	c	c	c
Shanghai (China)	90.4	(1.1)	554	(2.4)	596	(2.8)	572	(2.4)	0.6	(0.6)	c	c	c	c	c	c
Singapur	98.5	(1.1)	527	(1.0)	563	(1.4)	543	(1.3)	0.0	c	c	c	c	c	c	c
Chinesisch Taipeh	66.8	(1.4)	510	(3.4)	567	(4.6)	540	(3.4)	1.3	(0.8)	c	c	c	c	c	c
Thailand	82.9	(0.7)	423	(2.9)	421	(3.6)	428	(3.2)	12.9	(1.5)	406	(10.3)	399	(11.0)	405	(11.8)
Trinidad und Tobago	91.1	(0.1)	417	(1.4)	415	(1.5)	411	(1.3)	6.4	(0.1)	422	(4.3)	428	(3.6)	428	(4.9)
Tunesien	98.3	(0.4)	405	(2.9)	373	(3.0)	402	(2.7)	0.0	c	c	c	c	c	c	c
Uruguay	82.5	(0.9)	409	(2.7)	411	(2.6)	411	(2.7)	0.0	c	c	c	c	c	c	c

Anmerkung: Statistisch signifikante Werte sind durch Fettdruck gekennzeichnet (siehe Anhang A3).

1. Schulen, die der direkten Kontrolle oder Verwaltung a) einer Behörde oder eines Amtes für das Bildungswesen oder b) einer Regierungsbehörde selbst oder einem Verwaltungsrat unterstehen, dessen Mitglieder zumeist von einer öffentlichen Stelle ernannt oder öffentlich gewählt wurden.
2. Schulen, die mindestens 50% der Kernfinanzierung (d.h. Finanzmittel, die die grundlegenden Bildungsdienste der Einrichtung finanzieren) aus staatlichen Quellen beziehen.
3. Schulen, die weniger als 50% der Kernfinanzierung (d.h. Finanzmittel, die die grundlegenden Bildungsdienste der Einrichtung finanzieren) aus staatlichen Quellen beziehen.

StatLink <http://dx.doi.org/10.1787/888932343285>



[Teil 2/3]

Prozentsatz der Schüler und Schülerleistungen in den Bereichen Lesekompetenz, Mathematik und Naturwissenschaften, nach Schulart

Tabelle IV.3.9 Auf Grundlage der Angaben der Schulleitungen

	Vom Staat unabhängige private Schulen ³									Leistungsunterschiede auf der Gesamtskala Lesekompetenz zwischen öffentlichen und privaten Schulen (vom Staat unabhängige und vom Staat unabhängige Schulen kombiniert)
	Prozentsatz der Schüler		Leistung auf der Gesamtskala Lesekompetenz		Leistung auf der Gesamtskala Mathematik		Leistung auf der Gesamtskala Naturwissenschaften		Diff. (Öff. – Priv.)	
	S.E.	Mittelwert	S.E.	Mittelwert	S.E.	Mittelwert	S.E.			
OECD-Länder										
Australien	15.1	(1.4)	558	(5.6)	557	(4.9)	570	(5.1)	-44	(5.5)
Österreich	1.8	(0.9)	398	(16.1)	429	(15.8)	440	(12.5)	-31	(15.0)
Belgien	w	w	w	w	w	w	w	w	w	w
Kanada	2.9	(0.7)	574	(11.7)	576	(11.0)	572	(9.9)	-50	(7.2)
Chile	3.6	(1.6)	519	(11.2)	499	(12.2)	507	(15.1)	-36	(6.6)
Tschech. Rep.	0.0	c	c	c	c	c	c	c	-36	(24.9)
Dänemark	2.6	(1.2)	495	(13.2)	500	(8.9)	503	(14.1)	-18	(6.6)
Estland	0.6	(0.6)	c	c	c	c	c	c	-11	(21.0)
Finnland	0.0	c	c	c	c	c	c	c	-7	(18.7)
Frankreich	w	w	w	w	w	w	w	w	w	w
Deutschland	0.0	c	c	c	c	c	c	c	-18	(25.9)
Griechenland	3.4	(0.8)	534	(25.6)	508	(18.7)	523	(22.0)	-55	(26.5)
Ungarn	0.0	(0.0)	c	c	c	c	c	c	-15	(14.5)
Island	0.0	c	c	c	c	c	c	c	c	c
Irland	7.1	(2.0)	548	(12.7)	527	(8.1)	552	(8.9)	-35	(6.5)
Israel	3.9	(1.4)	446	(35.3)	433	(20.7)	449	(26.7)	-30	(18.5)
Italien	3.3	(0.6)	478	(10.6)	459	(7.4)	475	(8.6)	38	(7.9)
Japan	26.7	(1.6)	517	(9.3)	529	(8.7)	537	(8.5)	8	(9.8)
Korea	17.2	(3.1)	571	(7.0)	579	(9.5)	565	(7.2)	-16	(8.9)
Luxemburg	1.6	(0.0)	c	c	c	c	c	c	-9	(3.4)
Mexiko	10.5	(1.1)	470	(4.7)	458	(4.9)	457	(4.4)	-49	(5.3)
Niederlande	0.0	c	c	c	c	c	c	c	13	(14.5)
Neuseeland	4.9	(0.5)	580	(7.8)	574	(8.3)	582	(9.4)	-63	(7.9)
Norwegen	0.0	c	c	c	c	c	c	c	c	c
Polen	1.5	(0.2)	568	(10.9)	569	(12.5)	575	(10.0)	-57	(12.5)
Portugal	5.1	(1.3)	538	(22.4)	538	(24.9)	545	(21.9)	-28	(10.6)
Slowak. Rep.	0.0	c	c	c	c	c	c	c	-24	(15.8)
Slowenien	0.0	c	c	c	c	c	c	c	-80	(6.2)
Spanien	5.2	(1.1)	519	(10.8)	516	(10.2)	525	(7.9)	-37	(3.9)
Schweden	0.0	c	c	c	c	c	c	c	-35	(11.3)
Schweiz	3.7	(1.4)	502	(17.2)	526	(17.8)	517	(15.2)	-19	(10.9)
Türkei	0.8	(0.6)	c	c	c	c	c	c	c	c
Ver. Königreich	6.3	(1.1)	553	(5.4)	546	(5.7)	583	(6.8)	-62	(6.0)
Ver. Staaten	6.9	(1.9)	559	(19.9)	545	(16.5)	559	(24.8)	-65	(20.2)
OECD-Durchschnitt	4.2	(0.3)	523	(3.6)	519	(3.0)	528	(3.3)	-30	(2.6)
Partnerländer										
Albanien	11.1	(2.1)	442	(10.9)	426	(15.3)	445	(12.9)	-65	(11.7)
Argentinien	15.3	(2.9)	458	(18.2)	441	(18.1)	457	(16.7)	-87	(11.0)
Aserbaidschan	0.4	(0.1)	c	c	c	c	c	c	c	c
Brasilien	8.1	(1.1)	519	(8.9)	490	(8.3)	508	(7.3)	-116	(9.8)
Bulgarien	1.9	(0.8)	c	c	c	c	c	c	c	c
Kolumbien	13.3	(2.5)	473	(8.7)	434	(7.9)	461	(6.4)	-65	(7.6)
Kroatien	1.9	(1.1)	c	c	c	c	c	c	c	c
Dubai (VAE)	68.5	(0.1)	463	(1.7)	459	(1.6)	468	(1.7)	-77	(2.5)
Hongkong (China)	2.6	(1.2)	c	c	c	c	c	c	22	(10.4)
Indonesien	27.4	(3.1)	408	(7.2)	378	(7.8)	386	(6.9)	18	(7.3)
Jordanien	18.5	(0.7)	423	(8.8)	414	(10.6)	439	(10.1)	-23	(9.5)
Kasachstan	3.2	(1.4)	439	(24.4)	442	(17.0)	444	(19.9)	-50	(25.1)
Kirgisistan	2.6	(1.1)	432	(16.6)	443	(18.6)	436	(13.1)	-121	(17.2)
Lettland	0.2	(0.2)	c	c	c	c	c	c	c	c
Liechtenstein	5.6	(0.0)	c	c	c	c	c	c	c	c
Litauen	0.0	c	c	c	c	c	c	c	c	c
Macau (China)	12.2	(0.0)	500	(2.4)	550	(3.0)	524	(2.5)	c	c
Montenegro	0.5	(0.0)	c	c	c	c	c	c	c	c
Panama	16.9	(3.1)	475	(14.8)	443	(12.3)	464	(12.7)	-131	(16.2)
Peru	17.1	(2.5)	433	(11.5)	429	(10.9)	428	(10.1)	-82	(12.0)
Katar	22.1	(0.1)	458	(2.4)	452	(2.0)	464	(2.4)	-117	(2.8)
Rumänien	0.5	(0.5)	c	c	c	c	c	c	c	c
Russ. Föderation	0.1	(0.1)	c	c	c	c	c	c	c	c
Serbien	1.2	(0.9)	c	c	c	c	c	c	c	c
Shanghai (China)	9.0	(1.2)	583	(11.1)	646	(12.8)	605	(8.8)	-20	(12.8)
Singapur	1.5	(1.1)	c	c	c	c	c	c	c	c
Chinesisch Taipeh	31.9	(1.7)	475	(4.4)	507	(5.0)	491	(4.1)	37	(5.4)
Thailand	4.1	(1.5)	445	(21.7)	433	(21.2)	432	(20.6)	7	(7.6)
Trinidad und Tobago	2.5	(0.0)	435	(5.0)	416	(4.3)	413	(5.0)	-8	(3.8)
Tunesien	1.7	(0.4)	326	(6.0)	306	(10.6)	348	(11.4)	79	(6.7)
Uruguay	17.5	(0.9)	505	(5.4)	501	(6.3)	502	(6.0)	-96	(6.0)

Anmerkung: Statistisch signifikante Werte sind durch Fettdruck gekennzeichnet (siehe Anhang A3).

1. Schulen, die der direkten Kontrolle oder Verwaltung a) einer Behörde oder eines Amts für das Bildungswesen oder b) einer Regierungsbehörde selbst oder einem Verwaltungsrat unterstehen, dessen Mitglieder zumeist von einer öffentlichen Stelle ernannt oder öffentlich gewählt wurden.
2. Schulen, die mindestens 50% der Kernfinanzierung (d.h. Finanzmittel, die die grundlegenden Bildungsdienste der Einrichtung finanzieren) aus staatlichen Quellen beziehen.
3. Schulen, die weniger als 50% der Kernfinanzierung (d.h. Finanzmittel, die die grundlegenden Bildungsdienste der Einrichtung finanzieren) aus staatlichen Quellen beziehen.

StatLink <http://dx.doi.org/10.1787/888932343285>

[Teil 3/3]

Prozentsatz der Schüler und Schülerleistungen in den Bereichen Lesekompetenz, Mathematik und Naturwissenschaften, nach Schulart

Tabelle IV.3.9 Auf Grundlage der Angaben der Schulleitungen


	PISA-Index des wirtschaftlichen, sozialen und kulturellen Status						Leistungsunterschiede auf der Gesamtskala Lesekompetenz zwischen öffentlichen und privaten Schulen nach Berücksichtigung des PISA-Index des wirtschaftlichen, sozialen und kulturellen Status			
	Öffentliche Schulen		Private Schulen (vom Staat abhängig und vom Staat unabhängig)		Differenz		Schüler		Schüler und Schulen	
	Indexmittel	S.E.	Indexmittel	S.E.	Diff. (Öff. – Priv.)	S.E.	Diff. (Öff. – Priv.)	S.E.	Diff. (Öff. – Priv.)	S.E.
OECD-Länder	Australien	0.15 (0.02)	0.61 (0.02)	-0.46 (0.03)	-23 (5.3)	3 (6.9)				
	Österreich	0.01 (0.03)	0.36 (0.09)	-0.34 (0.10)	-18 (12.3)	9 (12.0)				
	Belgien	w	w	w	w	w				
	Kanada	0.46 (0.02)	1.04 (0.06)	-0.58 (0.06)	-31 (6.4)	-11 (6.3)				
	Chile	-1.01 (0.06)	-0.46 (0.06)	-0.55 (0.08)	-22 (5.8)	-5 (6.3)				
	Tschech. Rep.	-0.10 (0.01)	0.18 (0.12)	-0.28 (0.12)	-23 (20.1)	5 (14.2)				
	Dänemark	0.25 (0.03)	0.49 (0.05)	-0.24 (0.06)	-10 (5.4)	-2 (5.1)				
	Estland	0.14 (0.02)	0.36 (0.16)	-0.22 (0.16)	-5 (18.0)	6 (14.4)				
	Finnland	0.36 (0.02)	0.52 (0.16)	-0.16 (0.16)	-1 (14.7)	1 (13.8)				
	Frankreich	w	w	w	w	w				
	Deutschland	0.17 (0.03)	0.44 (0.17)	-0.28 (0.18)	-4 (19.8)	20 (11.2)				
	Griechenland	-0.08 (0.03)	0.85 (0.26)	-0.93 (0.26)	-25 (21.1)	17 (19.4)				
	Ungarn	-0.24 (0.03)	0.09 (0.13)	-0.33 (0.15)	1 (9.1)	18 (7.5)				
	Island	0.71 (0.02)	c	c	c	c				
	Irland	-0.14 (0.03)	0.15 (0.04)	-0.29 (0.05)	-21 (5.9)	-12 (5.7)				
	Israel	-0.03 (0.03)	0.11 (0.10)	-0.15 (0.11)	-23 (14.1)	-12 (11.2)				
	Italien	-0.13 (0.01)	0.09 (0.11)	-0.23 (0.11)	46 (6.0)	60 (7.3)				
	Japan	-0.07 (0.02)	0.15 (0.03)	-0.22 (0.04)	17 (8.2)	45 (6.7)				
	Korea	-0.17 (0.04)	-0.13 (0.06)	-0.04 (0.08)	-15 (7.1)	-13 (6.0)				
	Luxemburg	0.20 (0.02)	0.22 (0.04)	-0.02 (0.04)	-7 (3.7)	-6 (3.5)				
	Mexiko	-1.38 (0.02)	0.02 (0.10)	-1.40 (0.10)	-16 (4.4)	23 (5.5)				
	Niederlande	0.32 (0.07)	0.23 (0.04)	0.09 (0.09)	10 (12.2)	3 (9.4)				
	Neuseeland	0.04 (0.01)	0.78 (0.04)	-0.74 (0.04)	-23 (6.7)	14 (7.6)				
	Norwegen	0.47 (0.02)	c	c	c	c				
	Polen	-0.30 (0.02)	0.74 (0.10)	-1.05 (0.11)	-16 (10.5)	5 (10.5)				
	Portugal	-0.39 (0.04)	0.02 (0.16)	-0.41 (0.17)	-16 (7.3)	-4 (6.6)				
	Slowak. Rep.	-0.11 (0.02)	0.07 (0.10)	-0.18 (0.10)	-16 (12.8)	-3 (9.4)				
	Slowenien	0.06 (0.01)	0.69 (0.06)	-0.63 (0.06)	-57 (6.7)	-5 (6.8)				
	Spanien	-0.55 (0.03)	0.07 (0.06)	-0.62 (0.05)	-19 (3.6)	-7 (4.3)				
	Schweden	0.29 (0.02)	0.71 (0.08)	-0.43 (0.08)	-17 (8.5)	2 (7.5)				
	Schweiz	0.06 (0.03)	0.47 (0.14)	-0.41 (0.15)	-2 (10.6)	28 (16.4)				
Türkei	-1.19 (0.05)	c	c	c	c					
Ver. Königreich	0.16 (0.02)	0.92 (0.05)	-0.76 (0.05)	-27 (6.1)	20 (7.1)					
Ver. Staaten	0.09 (0.04)	0.93 (0.15)	-0.84 (0.16)	-31 (16.1)	-1 (14.3)					
OECD-Durchschnitt	-0.06 (0.01)	0.37 (0.02)	-0.44 (0.02)	-14 (2.1)	7 (1.8)					
Partnerländer	Albanien	-1.05 (0.04)	-0.21 (0.10)	-0.84 (0.11)	-40 (12.0)	-13 (13.0)				
	Argentinien	-0.95 (0.05)	-0.02 (0.12)	-0.93 (0.13)	-56 (9.2)	-20 (9.1)				
	Aserbaidschan	-0.65 (0.03)	c	c	c	c				
	Brasilien	-1.35 (0.03)	0.28 (0.10)	-1.64 (0.10)	-87 (9.1)	-29 (9.1)				
	Bulgarien	-0.13 (0.04)	c	c	c	c				
	Kolumbien	-1.43 (0.04)	-0.08 (0.10)	-1.35 (0.11)	-35 (6.6)	8 (6.8)				
	Kroatien	-0.20 (0.02)	c	c	c	c				
	Dubai (VAE)	-0.13 (0.02)	0.57 (0.01)	-0.70 (0.03)	-53 (2.9)	-12 (3.4)				
	Hongkong (China)	-0.89 (0.17)	-0.82 (0.04)	-0.08 (0.18)	23 (7.7)	25 (4.9)				
	Indonesien	-1.49 (0.08)	-1.61 (0.09)	0.12 (0.12)	16 (6.6)	13 (6.4)				
	Jordanien	-0.66 (0.03)	-0.14 (0.09)	-0.52 (0.10)	-10 (8.2)	-1 (8.1)				
	Kasachstan	-0.53 (0.03)	0.01 (0.21)	-0.54 (0.21)	-30 (18.3)	-7 (12.7)				
	Kirgisistan	-0.68 (0.03)	0.46 (0.27)	-1.14 (0.28)	-78 (11.4)	-16 (18.1)				
	Lettland	-0.13 (0.03)	c	c	c	c				
	Liechtenstein	0.07 (0.05)	c	c	c	c				
	Litauen	-0.05 (0.02)	c	c	c	c				
	Macau (China)	c	-0.69 (0.01)	c	c	c				
	Montenegro	-0.25 (0.02)	c	c	c	c				
	Panama	-1.20 (0.07)	0.57 (0.19)	-1.77 (0.20)	-99 (15.4)	-27 (18.2)				
	Peru	-1.62 (0.04)	-0.32 (0.14)	-1.29 (0.15)	-38 (8.4)	10 (8.5)				
	Katar	0.38 (0.01)	0.79 (0.01)	-0.41 (0.02)	-114 (2.9)	-107 (3.2)				
	Rumänien	-0.35 (0.03)	c	c	c	c				
	Russ. Föderation	-0.21 (0.02)	c	c	c	c				
	Serbien	0.06 (0.02)	c	c	c	c				
	Shanghai (China)	-0.53 (0.03)	-0.19 (0.21)	-0.34 (0.21)	-11 (8.9)	3 (9.0)				
	Singapur	-0.43 (0.01)	c	c	c	c				
	Chinesisch Taipeh	-0.29 (0.03)	-0.37 (0.05)	0.09 (0.06)	34 (4.5)	29 (5.1)				
Thailand	-1.36 (0.04)	-1.09 (0.12)	-0.27 (0.13)	13 (6.2)	18 (6.0)					
Trinidad und Tobago	-0.59 (0.02)	-0.39 (0.03)	-0.20 (0.04)	-2 (4.0)	21 (3.6)					
Tunesien	-1.21 (0.05)	-0.67 (0.07)	-0.54 (0.09)	89 (6.8)	104 (7.5)					
Uruguay	-0.99 (0.03)	0.64 (0.07)	-1.63 (0.08)	-47 (5.0)	34 (6.7)					

Anmerkung: Statistisch signifikante Werte sind durch Fettdruck gekennzeichnet (siehe Anhang A3).

1. Schulen, die der direkten Kontrolle oder Verwaltung a) einer Behörde oder eines Amtes für das Bildungswesen oder b) einer Regierungsbehörde selbst oder einem Verwaltungsrat unterstehen, dessen Mitglieder zumeist von einer öffentlichen Stelle ernannt oder öffentlich gewählt wurden.

2. Schulen, die mindestens 50% der Kernfinanzierung (d.h. Finanzmittel, die die grundlegenden Bildungsdienste der Einrichtung finanzieren) aus staatlichen Quellen beziehen.

3. Schulen, die weniger als 50% der Kernfinanzierung (d.h. Finanzmittel, die die grundlegenden Bildungsdienste der Einrichtung finanzieren) aus staatlichen Quellen beziehen.

StatLink  <http://dx.doi.org/10.1787/888932343285>



[Teil 1/2]
Beurteilungsmethoden
Auf Grundlage der Angaben der Schulleitungen

Tabelle IV.3.10

		Prozentsatz der Schüler in Schulen mit nachstehen Beurteilungsmethoden:																	
		Standardisierte Tests				Von Lehrkräften selbst zusammengestellte Tests				Beurteilungen durch die Lehrkräfte									
		Nie		1-5 Mal pro Jahr		Mind. einmal pro Monat		Nie		1-5 Mal pro Jahr		Mind. einmal pro Monat		Nie		1-5 Mal pro Jahr		Mind. einmal pro Monat	
		%	S.E.	%	S.E.	%	S.E.	%	S.E.	%	S.E.	%	S.E.	%	S.E.	%	S.E.	%	S.E.
OECD-Länder	Australien	29.9	(2.8)	68.4	(2.8)	1.7	(0.7)	1.2	(0.5)	41.5	(2.8)	57.2	(2.7)	5.3	(1.2)	48.4	(2.8)	46.3	(3.0)
	Österreich	67.6	(3.8)	29.7	(3.8)	2.7	(1.3)	0.6	(0.7)	49.6	(4.4)	49.7	(4.3)	0.0	(0.0)	17.8	(3.1)	82.2	(3.1)
	Belgien	73.2	(2.9)	22.5	(2.8)	4.3	(1.3)	0.0	c	22.3	(2.4)	77.7	(2.4)	3.8	(1.1)	27.3	(2.8)	68.8	(3.0)
	Kanada	12.0	(0.8)	85.3	(1.1)	2.8	(0.7)	0.0	c	8.2	(1.1)	91.8	(1.1)	14.5	(1.4)	30.4	(2.2)	55.1	(2.2)
	Chile	13.6	(2.4)	70.1	(3.6)	16.3	(2.9)	0.0	c	6.8	(2.1)	93.2	(2.1)	36.6	(4.3)	29.2	(3.5)	34.2	(4.2)
	Tschech. Rep.	11.1	(2.1)	86.8	(2.4)	2.1	(1.0)	1.3	(0.8)	50.3	(3.4)	48.5	(3.4)	5.6	(1.7)	34.2	(3.3)	60.2	(3.5)
	Dänemark	3.4	(1.4)	87.2	(2.3)	9.4	(2.0)	2.4	(1.1)	62.7	(3.3)	34.8	(3.3)	0.2	(0.2)	69.5	(2.9)	30.3	(2.8)
	Estland	17.2	(2.8)	80.4	(2.9)	2.4	(1.0)	0.0	c	15.0	(2.6)	85.0	(2.6)	0.5	(0.5)	3.7	(1.2)	95.9	(1.3)
	Finnland	1.5	(0.8)	96.3	(1.5)	2.1	(1.2)	0.0	c	51.4	(3.6)	48.6	(3.6)	0.0	c	17.7	(3.1)	82.3	(3.1)
	Frankreich	w	w	w	w	w	w	w	w	w	w	w	w	w	w	w	w	w	w
	Deutschland	60.0	(3.3)	40.0	(3.3)	0.0	c	0.0	c	34.3	(3.6)	65.7	(3.6)	0.6	(0.5)	22.1	(2.9)	77.4	(2.9)
	Griechenland	34.9	(4.4)	47.2	(4.2)	17.9	(3.3)	0.0	c	51.5	(4.1)	48.5	(4.1)	5.2	(2.3)	54.7	(4.2)	40.1	(4.0)
	Ungarn	23.9	(3.4)	75.9	(3.4)	0.2	(0.2)	1.8	(1.1)	48.7	(4.2)	49.5	(4.3)	1.0	(0.8)	13.5	(3.1)	85.5	(3.0)
	Island	13.7	(0.2)	86.3	(0.2)	0.0	c	0.0	c	44.5	(0.2)	55.5	(0.2)	0.0	c	17.4	(0.2)	82.6	(0.2)
	Irland	35.0	(4.2)	59.2	(4.2)	5.8	(1.5)	0.0	c	57.0	(4.7)	43.0	(4.7)	2.4	(1.4)	55.9	(4.6)	41.8	(4.4)
	Israel	13.2	(2.6)	65.6	(4.1)	21.2	(3.4)	0.0	c	35.1	(4.2)	64.9	(4.2)	2.1	(1.1)	40.0	(3.9)	57.9	(3.8)
	Italien	29.2	(2.0)	55.4	(2.1)	15.4	(1.3)	0.5	(0.3)	26.9	(1.9)	72.6	(1.9)	6.5	(1.1)	21.9	(1.8)	71.5	(2.1)
	Japan	34.6	(3.6)	63.1	(3.3)	2.3	(1.2)	0.0	c	80.5	(3.2)	19.5	(3.2)	2.8	(1.3)	72.9	(3.0)	24.3	(2.9)
	Korea	2.1	(1.5)	96.5	(1.8)	1.4	(1.0)	34.5	(4.1)	58.3	(4.2)	7.2	(2.2)	14.5	(2.9)	64.7	(3.8)	20.8	(3.1)
	Luxemburg	1.0	(0.0)	96.4	(0.0)	2.6	(0.0)	3.6	(0.1)	12.7	(0.1)	83.7	(0.1)	17.5	(0.1)	39.7	(0.1)	42.9	(0.1)
	Mexiko	20.8	(1.5)	64.5	(1.9)	14.7	(1.4)	0.9	(0.3)	62.1	(1.7)	37.0	(1.7)	20.9	(1.3)	45.6	(1.7)	33.6	(1.7)
	Niederlande	13.9	(3.1)	52.1	(4.7)	34.0	(3.7)	0.1	(0.2)	9.0	(2.1)	90.9	(2.1)	13.3	(3.1)	52.6	(4.2)	34.1	(4.1)
	Neuseeland	18.9	(2.8)	63.3	(3.0)	17.7	(2.2)	0.7	(0.7)	29.7	(3.0)	69.6	(3.0)	2.7	(1.0)	47.1	(3.7)	50.2	(3.6)
	Norwegen	4.7	(1.6)	94.4	(1.8)	0.9	(0.6)	0.4	(0.4)	13.8	(2.3)	85.8	(2.3)	0.6	(0.6)	31.9	(3.3)	67.5	(3.4)
	Polen	3.2	(1.5)	82.6	(2.7)	14.2	(2.5)	0.0	c	28.4	(3.6)	71.6	(3.6)	2.6	(1.2)	24.0	(3.3)	73.4	(3.3)
	Portugal	12.1	(2.4)	80.4	(3.0)	7.4	(1.9)	0.0	c	29.6	(3.7)	70.4	(3.7)	0.0	c	3.2	(1.4)	96.8	(1.4)
	Slowak. Rep.	6.4	(2.1)	84.7	(2.9)	8.9	(2.4)	0.3	(0.2)	43.8	(3.8)	56.0	(3.8)	0.0	c	10.8	(2.1)	89.2	(2.1)
	Slowenien	76.4	(0.6)	23.3	(0.6)	0.3	(0.0)	0.9	(0.0)	64.0	(0.4)	35.2	(0.4)	0.4	(0.0)	55.4	(0.4)	44.1	(0.4)
	Spanien	71.1	(2.6)	27.5	(2.6)	1.4	(0.5)	0.1	(0.1)	12.2	(1.7)	87.7	(1.7)	3.4	(1.1)	22.8	(2.1)	73.8	(2.4)
	Schweden	3.4	(1.4)	93.2	(2.0)	3.4	(1.4)	0.0	c	19.1	(2.7)	80.9	(2.7)	0.0	c	11.4	(2.4)	88.6	(2.4)
	Schweiz	33.1	(2.9)	62.7	(3.0)	4.2	(1.5)	2.1	(1.0)	14.0	(2.5)	84.0	(2.7)	3.9	(1.5)	28.5	(2.7)	67.6	(2.6)
	Türkei	28.3	(3.7)	64.3	(3.9)	7.5	(1.7)	1.0	(0.8)	56.9	(4.0)	42.1	(3.9)	4.2	(1.7)	71.5	(3.5)	24.3	(3.4)
	Ver. Königreich	32.5	(3.1)	66.6	(3.1)	0.9	(0.6)	0.1	(0.1)	69.2	(2.7)	30.8	(2.7)	1.2	(0.5)	62.4	(3.1)	36.4	(3.0)
	Ver. Staaten	2.5	(1.2)	95.3	(1.6)	2.1	(1.1)	0.2	(0.3)	3.8	(1.8)	96.0	(1.8)	17.1	(2.7)	21.0	(3.5)	61.9	(3.9)
OECD-Durchschnitt	24.4	(0.4)	68.7	(0.5)	6.9	(0.3)	1.6	(0.3)	36.8	(0.5)	61.7	(0.5)	5.7	(0.3)	35.4	(0.5)	58.8	(0.5)	
Partnerländer	Albanien	5.2	(1.8)	92.2	(2.3)	2.6	(1.3)	1.7	(1.3)	44.0	(4.0)	54.3	(3.9)	55.1	(3.9)	24.6	(3.9)	20.4	(3.7)
	Argentinien	28.6	(3.5)	42.6	(3.9)	28.7	(3.5)	0.0	c	8.0	(2.0)	92.0	(2.0)	19.2	(3.2)	18.1	(3.1)	62.7	(3.7)
	Aserbaidshjan	2.1	(1.0)	63.9	(4.4)	33.9	(4.3)	0.6	(0.6)	44.1	(4.9)	55.3	(4.9)	9.2	(2.0)	27.3	(3.9)	63.5	(4.5)
	Brasilien	18.0	(2.0)	65.4	(2.6)	16.6	(1.9)	0.2	(0.1)	21.3	(2.3)	78.5	(2.3)	1.6	(0.5)	14.7	(2.0)	83.7	(2.1)
	Bulgarien	7.7	(2.5)	58.6	(4.6)	33.7	(4.3)	0.0	c	37.0	(4.3)	63.0	(4.3)	2.9	(1.2)	32.1	(4.0)	65.0	(4.2)
	Kolumbien	18.5	(3.7)	68.8	(3.9)	12.7	(2.5)	1.1	(1.0)	32.6	(4.2)	66.3	(4.3)	6.4	(2.0)	40.0	(4.5)	53.7	(4.5)
	Kroatien	32.3	(3.6)	62.2	(3.8)	5.5	(1.7)	0.0	c	62.0	(3.8)	38.0	(3.8)	3.1	(1.5)	38.6	(3.3)	58.3	(3.3)
	Dubai (VAE)	13.5	(0.1)	62.1	(0.2)	24.4	(0.1)	0.8	(0.0)	23.1	(0.2)	76.1	(0.2)	14.0	(0.1)	22.9	(0.1)	63.1	(0.2)
	Hongkong (China)	1.6	(0.8)	98.4	(0.8)	0.0	c	0.0	c	39.6	(3.9)	60.4	(3.9)	1.2	(0.9)	51.5	(3.8)	47.2	(3.8)
	Indonesien	4.9	(1.7)	74.7	(3.7)	20.4	(3.4)	1.5	(1.1)	29.5	(3.8)	68.9	(4.0)	19.7	(3.8)	48.3	(4.3)	32.0	(4.2)
	Jordanien	12.8	(2.7)	64.7	(4.3)	22.5	(3.8)	0.8	(0.8)	34.7	(3.7)	64.6	(3.7)	1.5	(1.0)	39.5	(3.6)	59.0	(3.8)
	Kasachstan	5.2	(1.5)	53.3	(3.9)	41.5	(3.9)	0.0	c	13.6	(2.8)	86.4	(2.8)	3.4	(1.0)	49.1	(3.6)	47.5	(3.7)
	Kirgisistan	2.2	(1.0)	48.2	(3.9)	49.6	(3.8)	1.0	(0.8)	34.3	(3.4)	64.7	(3.5)	7.6	(2.3)	25.9	(3.5)	66.5	(3.7)
	Lettland	3.9	(1.6)	60.9	(4.1)	35.1	(3.9)	0.0	c	32.3	(4.1)	67.7	(4.1)	1.2	(0.9)	7.4	(1.9)	91.4	(2.1)
	Liechtenstein	42.3	(0.4)	57.7	(0.4)	0.0	c	0.0	c	4.5	(0.2)	95.5	(0.2)	0.0	c	35.0	(0.1)	65.0	(0.1)
	Litauen	14.9	(2.7)	74.4	(3.2)	10.7	(2.3)	0.0	c	30.9	(3.6)	69.1	(3.6)	1.2	(1.1)	15.2	(2.5)	83.6	(2.4)
	Macau (China)	19.6	(0.0)	61.3	(0.0)	19.1	(0.0)	0.0	c	16.2	(0.0)	83.8	(0.0)	26.9	(0.0)	43.5	(0.0)	29.6	(0.0)
	Montenegro	40.9	(0.8)	57.4	(0.8)	1.7	(0.0)	0.0	c	76.2	(1.3)	23.8	(1.3)	0.0	c	44.0	(1.0)	56.0	(1.0)
	Panama	37.5	(5.1)	41.2	(5.4)	21.3	(4.7)	3.8	(2.1)	28.8	(4.4)	67.4	(4.7)	10.9	(2.9)	27.8	(4.5)	61.3	(5.2)
	Peru	31.0	(3.7)	39.2	(3.4)	29.7	(3.8)	0.0	c	11.5	(2.1)	88.5	(2.1)	27.3	(3.6)	17.6	(2.6)	55.1	(3.8)
	Katar	0.8	(0.0)	82.7	(0.1)	16.5	(0.1)	2.4	(0.0)	27.1	(0.1)	70.5	(0.1)	7.9	(0.1)	31.9	(0.1)	60.2	(0.1)
	Rumänien	17.6	(2.9)	71.5	(3.5)	10.9	(2.1)	0.0	c	18.7	(3.6)	81.3	(3.6)	3.9	(1.6)	25.2	(3.5)	70.9	(3.6)
	Russ. Föderation	16.2	(3.1)	65.2	(3.1)	18.6	(2.1)	0.1	(0.1)	21.1	(3.5)	78.8	(3.5)	9.6	(2.0)	55.5	(3.4)	34.8	(3.1)
	Serbien	53.9	(4.0)	42.4	(4.1)	3.6	(1.6)	0.5	(0.3)	71.2	(3.9)	28.3	(3.9)	0.9	(0.5)	39.2	(4.2)	59.9	(4.2)
	Shanghai (China)	7.8	(1.8)	90.9	(2.1)	1.3	(0.9)	0.8	(0.8)	19.7	(3.2)	79.5	(3.2)	8.5	(2.4)	76.5	(3.5)	14.9	(2.9)
	Singapur	0.9	(0.2)	87.3	(0.3)	11.9	(0.2)	0.0	c	27.3	(1.0)	72.7	(1.0)	22.0	(0.5)	54.1	(0.8)	23.9	(1.0)
	Chinesisch Taipeh	10.0	(2.5)	63.2	(4.0)	26.8	(3.5)	1.2	(0.9)	19.1	(3.1)	79.7	(3.1)	3.5	(1.6)	20.4	(3.2)	76.1	(3.6)
	Thailand	19.3	(2.9)	80.7	(2.9)	0.0	c	0.0	c	49.2	(3.2)	50.8	(3.2)	0.0	c	33.3	(3.8)	66.7	(3.8)
	Trinidad und Tobago	18.2	(0.2)	71.7	(0.2)	10.0	(0.2)	0.0	c	27.8	(0.3)	72.2	(0.3)	22.7	(0.3)	41.8	(0.3)	35.5	(0.3)
	Tunesien	5.0	(1.8)	89.7	(2.4)	5.3	(1.6)	1.3	(0.9)	56.6	(4.1)	42.1	(4.1)	29.3	(4.3)	54.0	(4.3)		

[Teil 2/2]

Beurteilungsmethoden

Tabelle IV.3.10 Auf Grundlage der Angaben der Schulleitungen

		Prozentsatz der Schüler in Schulen mit nachstehen Beurteilungsmethoden:											
		Schülerarbeiten/Schülermappen/Portfolios						Hausaufgaben/Hausübungen/Projektarbeiten					
		Nie		1-5 Mal pro Jahr		Mindestens einmal pro Monat		Nie		1-5 Mal pro Jahr		Mindestens einmal pro Monat	
		%	S.E.	%	S.E.	%	S.E.	%	S.E.	%	S.E.	%	S.E.
OECD-Länder	Australien	17.7	(2.1)	66.5	(2.9)	15.8	(2.2)	1.0	(0.4)	23.2	(2.4)	75.8	(2.4)
	Österreich	13.6	(2.2)	64.5	(3.9)	21.9	(3.6)	1.7	(1.1)	10.8	(2.1)	87.4	(2.2)
	Belgien	26.2	(3.0)	63.5	(3.0)	10.3	(1.8)	0.1	(0.0)	15.9	(2.3)	84.1	(2.3)
	Kanada	15.0	(1.3)	64.8	(2.2)	20.3	(2.1)	0.7	(0.4)	2.9	(0.6)	96.4	(0.8)
	Chile	0.0	c	52.7	(4.4)	47.3	(4.4)	0.0	c	34.6	(3.8)	65.4	(3.8)
	Tschech. Rep.	43.9	(4.1)	45.4	(3.5)	10.7	(2.4)	0.6	(0.3)	29.6	(3.0)	69.8	(3.0)
	Dänemark	5.1	(1.5)	39.8	(3.5)	55.2	(3.7)	0.2	(0.2)	24.1	(2.9)	75.7	(2.9)
	Estland	26.5	(3.5)	69.1	(3.7)	4.3	(1.4)	0.0	c	11.5	(2.2)	88.5	(2.2)
	Finnland	16.9	(3.2)	79.6	(3.5)	3.5	(1.4)	0.0	c	25.2	(3.4)	74.8	(3.4)
	Frankreich	w	w	w	w	w	w	w	w	w	w	w	w
	Deutschland	4.1	(1.3)	75.0	(3.2)	20.9	(3.1)	0.0	c	7.3	(1.9)	92.7	(1.9)
	Griechenland	42.4	(3.8)	47.6	(3.8)	10.0	(2.3)	11.7	(2.6)	71.8	(3.4)	16.6	(3.2)
	Ungarn	38.3	(4.4)	59.0	(4.6)	2.7	(1.8)	0.6	(0.4)	47.2	(4.1)	52.2	(4.1)
	Island	0.0	c	44.4	(0.2)	55.6	(0.2)	0.1	(0.0)	13.2	(0.2)	86.7	(0.2)
	Irland	39.0	(4.3)	53.8	(4.2)	7.2	(2.8)	0.8	(0.9)	1.0	(0.9)	98.1	(1.2)
	Israel	22.4	(3.0)	67.0	(3.8)	10.6	(2.3)	0.6	(0.6)	24.0	(3.3)	75.4	(3.4)
	Italien	6.1	(1.0)	40.1	(2.0)	53.9	(2.0)	4.5	(0.7)	32.2	(1.9)	63.4	(2.0)
	Japan	1.0	(0.7)	66.3	(3.7)	32.7	(3.7)	0.0	c	54.6	(3.9)	45.4	(3.9)
	Korea	17.0	(3.4)	69.8	(3.9)	13.2	(2.8)	2.6	(1.3)	56.1	(4.2)	41.3	(4.4)
	Luxemburg	39.3	(0.1)	52.8	(0.1)	7.9	(0.1)	0.0	c	36.4	(0.1)	63.6	(0.1)
	Mexiko	4.4	(0.7)	45.4	(1.8)	50.2	(1.9)	1.3	(0.6)	31.7	(1.6)	67.1	(1.6)
	Niederlande	42.8	(3.7)	48.8	(4.0)	8.4	(2.2)	1.4	(0.9)	29.1	(3.1)	69.5	(3.3)
	Neuseeland	18.6	(2.8)	70.4	(3.0)	11.0	(2.1)	0.0	c	17.4	(2.7)	82.6	(2.7)
	Norwegen	44.7	(3.4)	43.0	(3.7)	12.3	(2.7)	0.6	(0.6)	43.6	(3.3)	55.8	(3.2)
	Polen	28.6	(3.5)	59.6	(3.9)	11.8	(2.5)	0.0	c	12.3	(2.6)	87.7	(2.6)
	Portugal	12.5	(2.6)	76.1	(3.3)	11.4	(2.7)	1.3	(0.8)	18.5	(3.4)	80.2	(3.5)
	Slowak. Rep.	38.0	(3.9)	51.0	(4.2)	11.0	(2.6)	0.2	(0.2)	36.3	(3.6)	63.5	(3.6)
	Slowenien	45.7	(0.4)	45.7	(0.4)	8.6	(0.3)	0.5	(0.0)	28.1	(0.4)	71.4	(0.4)
	Spanien	1.4	(0.5)	22.2	(2.4)	76.4	(2.4)	0.4	(0.2)	14.0	(2.0)	85.7	(2.0)
	Schweden	59.6	(3.9)	27.4	(3.3)	13.0	(2.6)	0.6	(0.6)	32.0	(3.5)	67.4	(3.5)
	Schweiz	42.1	(3.4)	53.4	(3.4)	4.5	(1.1)	1.8	(0.8)	26.5	(2.8)	71.7	(2.9)
	Türkei	14.6	(3.0)	76.7	(3.1)	8.7	(2.0)	1.0	(1.0)	79.5	(3.1)	19.5	(3.1)
Ver. Königreich	14.5	(2.4)	64.3	(3.4)	21.2	(2.9)	0.0	c	35.9	(3.4)	64.1	(3.4)	
Ver. Staaten	31.1	(4.0)	56.4	(4.0)	12.4	(2.6)	0.0	c	3.4	(1.4)	96.6	(1.4)	
OECD-Durchschnitt	23.4	(0.5)	56.4	(0.6)	20.1	(0.4)	1.0	(0.2)	28.2	(0.5)	70.8	(0.5)	
Partnerländer	Albanien	31.0	(4.1)	51.7	(4.3)	17.3	(3.2)	3.2	(1.7)	27.8	(3.5)	69.1	(3.8)
	Argentinien	34.5	(4.2)	32.0	(4.2)	33.5	(3.8)	0.0	c	9.0	(2.2)	91.0	(2.2)
	Aserbaidschan	28.6	(4.2)	36.5	(4.3)	34.9	(4.0)	3.9	(1.8)	16.0	(3.6)	80.0	(3.7)
	Brasilien	23.5	(2.4)	59.2	(2.7)	17.3	(2.4)	0.2	(0.2)	7.0	(1.3)	92.8	(1.3)
	Bulgarien	51.7	(5.7)	44.7	(5.6)	3.6	(2.0)	1.5	(1.0)	14.0	(3.1)	84.5	(3.2)
	Kolumbien	22.3	(4.0)	42.3	(4.5)	35.3	(4.2)	2.5	(1.5)	9.2	(3.0)	88.2	(3.4)
	Kroatien	56.0	(4.1)	37.6	(4.2)	6.4	(1.9)	0.0	c	20.7	(2.9)	79.3	(2.9)
	Dubai (VAE)	17.0	(0.1)	50.6	(0.2)	32.4	(0.1)	0.0	c	18.2	(0.1)	81.8	(0.1)
	Hongkong (China)	34.9	(4.2)	58.8	(4.1)	6.4	(2.1)	0.0	c	22.6	(3.4)	77.4	(3.4)
	Indonesien	17.1	(3.2)	49.3	(4.2)	33.6	(4.0)	1.9	(1.2)	10.2	(2.5)	87.9	(2.5)
	Jordanien	7.8	(2.3)	39.9	(3.6)	52.3	(3.7)	2.1	(1.2)	31.0	(3.3)	66.9	(3.2)
	Kasachstan	7.7	(2.3)	64.2	(3.8)	28.1	(3.4)	1.1	(0.8)	27.9	(3.0)	71.0	(3.0)
	Kirgisistan	8.3	(2.1)	52.4	(3.6)	39.3	(3.5)	1.7	(1.1)	28.3	(3.8)	70.1	(3.9)
	Lettland	10.3	(2.6)	70.8	(3.6)	18.8	(3.0)	2.9	(1.3)	13.9	(2.7)	83.2	(3.1)
	Liechtenstein	12.7	(0.2)	68.0	(0.4)	19.3	(0.4)	0.0	c	8.8	(0.2)	91.2	(0.2)
	Litauen	39.3	(3.8)	53.3	(3.8)	7.4	(2.0)	0.8	(0.6)	32.6	(3.8)	66.6	(3.8)
	Macau (China)	46.3	(0.0)	33.6	(0.0)	20.1	(0.0)	0.0	c	4.1	(0.0)	95.9	(0.0)
	Montenegro	52.4	(0.9)	46.8	(0.9)	0.8	(0.0)	0.0	c	36.8	(0.7)	63.2	(0.7)
	Panama	34.7	(5.9)	30.5	(5.8)	34.7	(5.1)	2.8	(2.0)	24.8	(4.8)	72.5	(5.1)
	Peru	6.0	(1.5)	26.4	(3.4)	67.6	(3.6)	0.4	(0.4)	7.1	(1.7)	92.5	(1.7)
	Katar	6.5	(0.1)	42.4	(0.1)	51.1	(0.1)	0.2	(0.0)	19.7	(0.1)	80.1	(0.1)
	Rumänien	1.1	(0.8)	63.8	(3.9)	35.1	(3.8)	2.1	(1.1)	9.4	(2.5)	88.5	(2.8)
	Russ. Föderation	11.5	(2.3)	76.5	(2.7)	11.9	(2.3)	1.3	(0.7)	43.4	(3.5)	55.3	(3.6)
	Serbien	62.6	(4.2)	32.8	(4.2)	4.6	(1.5)	1.3	(1.0)	70.4	(3.4)	28.2	(3.4)
	Shanghai (China)	2.7	(1.3)	82.1	(3.0)	15.3	(2.8)	1.3	(0.9)	5.2	(1.8)	93.5	(2.0)
	Singapur	16.1	(0.2)	81.2	(1.0)	2.7	(1.1)	0.0	c	21.7	(1.0)	78.3	(1.0)
	Chinesisch Taipeh	8.6	(2.4)	60.6	(3.5)	30.8	(3.1)	1.4	(1.0)	22.6	(3.7)	76.0	(3.9)
	Thailand	0.0	c	66.9	(3.7)	33.1	(3.7)	0.0	c	30.0	(3.2)	70.0	(3.2)
	Trinidad und Tobago	19.0	(0.2)	69.5	(0.3)	11.4	(0.1)	0.3	(0.0)	9.5	(0.2)	90.1	(0.2)
	Tunesien	40.4	(4.7)	46.2	(4.7)	13.4	(3.0)	8.1	(3.0)	39.1	(4.1)	52.8	(4.2)
	Uruguay	56.9	(3.0)	30.7	(2.9)	12.4	(2.0)	1.1	(0.8)	22.9	(2.5)	75.9	(2.5)



[Teil 1/1]

Tabelle IV.3.11 Beurteilung und Rechenschaftslegung: Systemebene


		Externe Prüfungen auf der Basis vorgegebener Leistungsstandards
OECD-Länder	Australien ^a	0.81
	Österreich ^a	0.00
	Belgien ^a	0.00
	Kanada ^a	0.51
	Chile ^b	0.00
	Tschech. Rep. ^a	1.00
	Dänemark ^a	1.00
	Estland ^b	1.00
	Finnland ^a	1.00
	Frankreich	w
	Deutschland ^a	0.35
	Griechenland ^a	0.00
	Ungarn ^a	1.00
	Island ^a	1.00
	Irland ^a	1.00
	Israel ^b	1.00
	Italien ^a	1.00
	Japan ^a	1.00
	Korea ^a	1.00
	Luxemburg ^a	1.00
	Mexiko ^a	0.00
	Niederlande ^a	1.00
	Neuseeland ^a	1.00
	Norwegen ^a	1.00
	Polen ^a	1.00
	Portugal ^a	0.00
	Slowak. Rep. ^a	1.00
	Slowenien ^b	1.00
	Spanien ^a	0.00
	Schweden ^a	0.00
Schweiz ^a	0.00	
Türkei ^a	1.00	
Ver. Königreich ^a	1.00	
Ver. Staaten ^a	0.07	
OECD-Durchschnitt	0.66	
Partnerländer	Albanien	m
	Argentinien ^b	0.00
	Aserbaidzhan ^b	1.00
	Brasilien ^b	0.00
	Bulgarien ^c	1.00
	Kolumbien ^c	1.00
	Kroatien ^c	1.00
	Dubai (VAE) ^c	1.00
	Hongkong (China) ^c	1.00
	Indonesien ^b	1.00
	Jordanien ^b	1.00
	Kasachstan	m
	Kirgisistan ^c	1.00
	Lettland ^c	1.00
	Liechtenstein ^b	1.00
	Litauen ^c	1.00
	Macau (China) ^c	0.00
	Montenegro ^c	1.00
	Panama ^c	0.00
	Peru ^c	0.00
	Katar ^c	0.00
	Rumänien ^b	0.78
	Russ. Föderation ^b	1.00
	Serbien ^b	0.26
	Shanghai (China) ^c	1.00
	Singapur ^c	1.00
	Chinesisch Taipeh ^c	1.00
Thailand ^c	0.79	
Trinidad und Tobago ^c	1.00	
Tunesien ^b	0.00	
Uruguay ^b	0.00	

Anmerkung: Hierbei geht es um das Ausmaß, in dem externe Prüfungen auf der Basis vorgegebener Leistungsstandards für Schüler der Sekundarstufe im System existieren. Bei Werten zwischen 0 und 1 existieren derartige Prüfungen auf der Basis vorgegebener Leistungsstandards in einigen Teilen des besagten Systems, nicht aber im gesamten System (z.B. regionale Unterschiede oder Unterschiede zwischen unterschiedlichen Arten von Bildungsprogrammen). Die Daten aus Quelle „a“ betreffen die Existenz derartiger Prüfungen in mindestens einem der nachstehenden Fächer: Mathematik oder Naturwissenschaften, während die Daten aus den Quellen „b“ und „c“ die Existenz derartiger Prüfungen für mindestens ein beliebiges Fach betreffen, d.h. Testsprache, Mathematik, Naturwissenschaften und andere Fächer.

Quelle: a. PISA 2006: *Naturwissenschaftliche Kompetenzen für die Welt von morgen* (OECD, 2007) und Woessman (2003).

b. PISA-Systemdatensammlung 2007.

c. PISA-Systemdatensammlung 2010.

StatLink  <http://dx.doi.org/10.1787/888932343285>

[Teil 1/1]
Beurteilungszwecke
Tabelle IV.3.12 Auf Grundlage der Angaben der Schulleitungen

		Prozentsatz der Schüler in Schulen, deren Leitung angab, dass die Informationen über die Leistungen der Schüler in der Regelklassenstufe für die nachfolgend aufgeführten Zwecke genutzt werden:																	
		Um die Eltern über die Lernfortschritte ihres Kindes zu informieren		Um Entscheidungen über Klassenwiederholungen, Rück- oder Höherstufung der Schüler zu treffen		Um Schüler in leistungs-differenzierte Gruppen einzuteilen		Um die Schule mit landes-spezifischen oder nation. Leistungs-standards zu vergleichen		Um die Entwicklung des Leistungs-niveaus der Schule von Jahr zu Jahr zu beobachten		Um die Effektivität der Lehrkräfte zu beurteilen		Um heraus-zufinden, was am Unterricht oder Lehrplan verbessert werden kann		Um die Schule mit anderen Schulen zu vergleichen		Um die Schule mit anderen nationalen/regionalen Standards zu vergleichen	
		%	S.E.	%	S.E.	%	S.E.	%	S.E.	%	S.E.	%	S.E.	%	S.E.	%	S.E.	%	S.E.
OECD-Länder	Australien	99.0	(0.4)	67.9	(2.9)	81.2	(2.3)	60.4	(3.0)	82.9	(2.2)	44.3	(2.7)	86.1	(2.2)	43.5	(2.9)	64.0	(2.9)
	Österreich	92.9	(2.3)	94.0	(1.7)	31.9	(2.2)	9.5	(2.1)	48.7	(3.6)	26.0	(3.5)	62.6	(4.2)	21.1	(3.2)	26.0	(3.7)
	Belgien	99.4	(0.5)	99.0	(0.7)	16.1	(2.3)	11.4	(2.0)	50.7	(3.5)	31.0	(2.6)	60.9	(3.2)	6.5	(1.3)	13.1	(2.0)
	Kanada	99.8	(0.2)	93.9	(1.3)	76.5	(1.9)	73.4	(1.6)	86.2	(1.5)	34.7	(2.0)	86.7	(1.4)	57.0	(2.4)	76.4	(1.6)
	Chile	96.9	(1.5)	86.7	(2.8)	45.1	(3.9)	48.7	(4.5)	89.4	(2.6)	58.2	(3.5)	91.7	(2.2)	43.0	(4.4)	52.5	(4.3)
	Tschech. Rep.	97.3	(1.2)	89.1	(2.4)	40.1	(3.6)	65.2	(3.1)	89.1	(2.0)	60.4	(4.0)	84.2	(2.6)	62.4	(3.8)	71.6	(3.4)
	Dänemark	96.8	(1.1)	8.7	(2.0)	53.5	(3.2)	33.0	(3.1)	34.9	(3.4)	8.1	(1.9)	85.2	(2.3)	28.1	(3.0)	35.8	(3.3)
	Estland	97.9	(1.1)	81.7	(2.8)	25.8	(3.0)	67.2	(3.4)	85.0	(2.8)	71.9	(3.0)	77.9	(3.0)	61.0	(3.4)	74.0	(3.0)
	Finnland	98.2	(0.8)	94.4	(1.7)	16.3	(3.0)	49.7	(3.9)	52.5	(3.6)	23.7	(3.9)	56.3	(3.8)	27.2	(2.7)	53.4	(3.7)
	Frankreich	w	w	w	w	w	w	w	w	w	w	w	w	w	w	w	w	w	w
	Deutschland	98.3	(0.9)	96.7	(1.2)	34.3	(2.7)	33.2	(3.4)	58.0	(3.3)	21.8	(2.5)	56.8	(3.6)	21.8	(3.1)	39.3	(3.6)
	Griechenland	100.0	(0.0)	97.7	(1.1)	8.2	(1.7)	20.7	(2.9)	62.3	(4.1)	22.2	(3.3)	47.4	(3.7)	24.8	(3.2)	30.2	(3.4)
	Ungarn	97.5	(1.3)	82.6	(3.3)	51.9	(3.5)	68.6	(3.8)	86.9	(2.5)	59.6	(4.2)	64.8	(4.1)	61.1	(4.3)	73.0	(3.6)
	Island	100.0	(0.0)	4.6	(0.1)	37.7	(0.3)	55.0	(0.2)	92.0	(0.1)	29.3	(0.2)	92.3	(0.2)	47.0	(0.2)	56.1	(0.2)
	Irland	100.0	(0.0)	a	a	73.8	(4.3)	44.3	(4.8)	67.1	(4.3)	37.0	(4.3)	64.8	(4.6)	23.8	(4.0)	46.5	(4.9)
	Israel	99.2	(0.5)	82.4	(2.8)	96.1	(1.5)	53.9	(3.8)	87.4	(2.3)	84.9	(2.9)	90.7	(2.1)	29.0	(3.6)	56.3	(3.7)
	Italien	99.1	(0.3)	87.0	(1.4)	64.0	(2.2)	34.0	(1.8)	72.1	(1.6)	20.3	(1.7)	88.8	(1.3)	23.2	(1.5)	40.8	(1.8)
	Japan	99.5	(0.5)	91.3	(2.1)	41.5	(3.8)	22.3	(2.9)	61.1	(3.8)	78.3	(2.7)	83.3	(2.4)	19.6	(2.8)	23.7	(3.0)
	Korea	95.3	(1.7)	36.9	(4.0)	78.1	(3.5)	75.2	(3.7)	83.4	(2.9)	66.4	(4.7)	88.3	(2.3)	62.3	(3.8)	77.8	(3.5)
	Luxemburg	100.0	(0.0)	99.6	(0.0)	45.4	(0.1)	53.5	(0.1)	40.3	(0.1)	21.7	(0.1)	60.0	(0.1)	34.7	(0.1)	58.2	(0.1)
	Mexiko	98.4	(0.4)	93.4	(0.9)	67.8	(1.6)	72.6	(1.7)	88.5	(1.2)	80.1	(1.4)	92.0	(0.9)	70.4	(1.8)	79.6	(1.6)
	Niederlande	99.4	(0.5)	96.9	(1.3)	54.2	(3.7)	42.5	(4.4)	73.5	(4.1)	50.1	(4.1)	62.9	(4.2)	39.8	(4.1)	50.2	(4.5)
	Neuseeland	99.3	(0.6)	77.2	(2.7)	91.1	(1.9)	92.2	(2.0)	97.2	(1.4)	60.8	(3.3)	98.3	(1.0)	82.5	(2.8)	93.5	(1.8)
	Norwegen	98.0	(1.1)	1.1	(0.6)	58.6	(3.5)	68.7	(3.4)	82.0	(2.9)	24.4	(2.8)	69.8	(3.5)	52.1	(3.5)	73.0	(3.4)
	Polen	99.4	(0.6)	98.4	(1.0)	32.6	(3.7)	57.0	(3.7)	95.0	(1.7)	78.7	(3.1)	92.2	(2.0)	57.0	(3.8)	63.1	(3.7)
	Portugal	99.4	(0.6)	97.6	(1.0)	22.8	(3.6)	48.0	(4.3)	88.8	(2.3)	34.7	(4.0)	79.6	(3.0)	40.0	(3.9)	53.8	(4.3)
	Slowak. Rep.	100.0	(0.0)	96.9	(1.4)	47.5	(3.7)	51.8	(4.4)	86.4	(2.7)	79.7	(3.3)	85.9	(2.9)	67.8	(3.3)	73.2	(3.1)
	Slowenien	98.5	(0.0)	95.7	(0.3)	24.1	(0.6)	53.5	(0.4)	92.3	(0.3)	40.4	(0.4)	74.9	(0.4)	43.2	(0.4)	62.1	(0.4)
	Spanien	99.5	(0.4)	99.7	(0.1)	49.1	(2.6)	24.0	(2.2)	84.2	(1.9)	43.7	(2.8)	90.7	(1.5)	23.3	(1.9)	29.9	(2.2)
	Schweden	98.9	(0.8)	38.8	(3.7)	38.5	(3.8)	78.3	(3.3)	93.1	(2.0)	21.8	(2.8)	83.0	(2.8)	75.5	(3.3)	83.5	(2.8)
	Schweiz	89.7	(2.1)	86.9	(2.6)	25.1	(2.7)	38.2	(3.2)	41.1	(3.5)	40.6	(3.5)	49.5	(3.6)	22.7	(2.7)	43.0	(3.2)
	Türkei	93.6	(1.8)	71.4	(3.1)	72.5	(3.7)	72.9	(3.8)	83.9	(3.0)	71.4	(3.6)	55.0	(3.9)	72.1	(3.4)	83.4	(3.1)
Ver. Königreich	99.6	(0.4)	69.8	(3.5)	94.8	(1.3)	91.3	(2.1)	97.1	(1.3)	82.7	(2.6)	92.7	(1.6)	82.2	(2.8)	92.1	(1.9)	
Ver. Staaten	96.9	(1.3)	70.4	(3.3)	69.1	(4.2)	95.3	(1.5)	97.7	(1.1)	58.0	(4.1)	98.1	(1.1)	90.3	(2.4)	96.8	(1.3)	
OECD-Durchschnitt	98.1	(0.2)	77.8	(0.4)	50.5	(0.5)	53.5	(0.5)	76.7	(0.5)	47.5	(0.5)	77.4	(0.5)	45.9	(0.5)	59.0	(0.5)	
Partnerländer	Albanien	97.0	(2.0)	87.7	(2.9)	68.2	(3.9)	77.6	(3.2)	99.7	(0.2)	89.9	(2.4)	88.5	(2.5)	76.9	(3.4)	87.7	(2.6)
	Argentinien	95.0	(1.7)	89.8	(2.3)	23.1	(3.5)	26.1	(3.7)	80.9	(3.2)	53.1	(4.0)	93.5	(1.7)	15.4	(3.0)	30.9	(3.7)
	Aserbaidzhan	96.9	(1.6)	96.2	(1.8)	81.2	(3.6)	81.6	(3.5)	89.3	(2.8)	94.4	(1.9)	89.0	(2.4)	84.8	(3.6)	92.6	(2.7)
	Brasilien	97.3	(0.8)	95.3	(1.6)	51.6	(3.1)	79.1	(2.8)	94.7	(1.4)	80.2	(2.0)	91.6	(1.4)	54.7	(3.5)	82.5	(2.5)
	Bulgarien	100.0	(0.0)	78.6	(4.3)	41.8	(5.0)	83.8	(3.4)	89.7	(2.6)	92.1	(3.0)	70.5	(4.6)	78.1	(3.6)	86.4	(3.1)
	Kolumbien	100.0	(0.0)	95.4	(2.1)	41.4	(4.1)	62.7	(4.3)	94.8	(2.1)	62.6	(4.0)	92.8	(2.4)	53.8	(4.7)	67.1	(4.3)
	Kroatien	98.8	(0.9)	88.7	(2.8)	59.5	(3.9)	72.5	(3.4)	94.4	(1.9)	55.3	(3.9)	82.4	(3.2)	66.0	(4.0)	81.1	(3.2)
	Dubai (VAE)	99.4	(0.0)	87.8	(0.1)	84.1	(0.1)	57.5	(0.2)	93.3	(0.1)	87.1	(0.1)	91.8	(0.1)	60.9	(0.2)	65.2	(0.2)
	Hongkong (China)	98.6	(1.0)	99.4	(0.6)	80.4	(3.2)	34.3	(3.7)	95.4	(1.6)	75.7	(3.5)	96.5	(1.6)	22.3	(3.5)	35.9	(3.8)
	Indonesien	99.9	(0.1)	93.1	(2.2)	86.6	(2.8)	78.8	(3.4)	98.2	(1.1)	97.6	(1.2)	98.5	(0.9)	86.2	(2.8)	91.7	(2.3)
	Jordanien	99.2	(0.8)	92.8	(2.0)	87.5	(2.4)	77.4	(3.4)	90.0	(2.4)	82.1	(2.5)	89.5	(1.9)	67.1	(4.0)	84.1	(3.0)
	Kasachstan	99.3	(0.7)	95.9	(1.5)	55.9	(3.8)	92.8	(1.9)	99.5	(0.5)	99.4	(0.4)	99.0	(0.7)	89.1	(2.5)	95.4	(1.7)
	Kirgisistan	94.4	(2.0)	78.1	(3.2)	63.1	(4.1)	83.6	(3.0)	97.5	(1.2)	99.2	(0.7)	90.3	(2.3)	84.6	(2.8)	93.2	(2.0)
	Lettland	98.8	(0.4)	94.4	(1.7)	34.2	(3.4)	91.7	(2.1)	98.2	(0.7)	92.5	(2.0)	97.5	(0.9)	81.6	(2.9)	92.4	(2.0)
	Liechtenstein	73.7	(0.2)	78.4	(0.3)	71.2	(0.3)	53.3	(0.4)	42.5	(0.3)	21.7	(0.4)	58.7	(0.5)	7.0	(0.3)	53.3	(0.4)
	Litauen	98.8	(0.9)	94.1	(1.8)	55.5	(3.6)	55.1	(3.9)	95.0	(1.7)	71.0	(3.7)	81.1	(2.8)	47.9	(3.7)	62.4	(3.7)
	Macau (China)	100.0	(0.0)	93.7	(0.0)	61.7	(0.0)	9.1	(0.0)	78.3	(0.0)	73.6	(0.0)	100.0	(0.0)	23.3	(0.0)	23.8	(0.0)
	Montenegro	40.0	(1.1)	11.8	(0.2)	20.6	(0.4)	37.6	(0.7)	54.8	(1.0)	55.6	(1.0)	56.7	(1.0)	44.9	(0.8)	47.4	(0.8)
	Panama	90.2	(3.6)	86.9	(4.4)	47.8	(5.4)	32.1	(5.2)	77.2	(4.4)	58.2	(5.4)	74.3	(5.2)	32.6	(5.9)	42.8	(5.7)
	Peru	98.7	(0.6)	88.6	(2.3)	53.7	(3.8)	39.6	(3.7)	87.6	(2.4)	79.6	(2.8)	93.0	(1.8)	35.9	(3.3)	49.4	(3.8)
	Katar	94.5	(0.0)	77.7	(0.1)	77.1	(0.1)	60.7	(0.1)	89.9	(0.1)	84.0	(0.1)	90.4	(0.1)	69.4	(0.1)	72.7	(0.1)
	Rumänien	99.3	(0.6)	89.1	(2.8)	66.0	(4.1)	87.1	(3.0)	97.4	(1.3)	85.4	(3.2)	92.4	(2.3)	83.1	(3.2)	92.3	(2.1)
	Russ. Föderation	100.0	(0.0)	95.7	(1.6)	52.4	(4.7)	82.6	(2.6)	98.6	(0.8)	97.6	(1.1)	100.0	(0.0)	95.0	(1.6)	97.9	(1.2)
	Serbien	95.3	(2.0)	84.4	(3.2)	61.4	(3.9)	34.6	(3.6)	96.3	(1.7)	62.9	(3.8)	78.6	(3.8)	57.4	(4.2)	62.9	(3.8)
	Shanghai (China)	91.8	(1.9)	45.7	(4.0)	42.8	(4.2)	60.2	(4.1)	85.7	(2.8)	83.4	(3.0)	96.7	(1.3)	63.7	(4.0)	69.4	(3.9)
	Singapur	100.0	(0.0)	88.2	(0.2)	95.1	(0.1)	93.4	(0.9)	98.8	(0.1)	85.2	(1.0)	97.4	(1.1)	81.7	(0.8)	95.1	(1.0)
	Chinesisch Taipeh	95.3	(1.8)	49.3	(3.8)	48.1	(3.9)	46.7	(3.3)	72.7	(3.8)	57.9	(4.0)	97.6	(1.2)	46.5	(3.9)	56.8	(3.7)
	Thailand	100.0	(0.0)	99.4	(0.6)	91.8	(1.9)	82.8	(2.6)	96.7	(1.4)	94.7	(1.6)	98.0	(1.1)	81.7	(3.0)	86.7	(2.4)
Trinidad und Tobago	100.0	(0.0)	52.7	(0.3)	50.5														



[Teil 1/1]
Verwendung von Leistungsdaten zum Zweck der Rechenschaftslegung
Auf Grundlage der Angaben der Schulleitungen

Tabelle IV.3.13

		Prozentsatz von Schülern in Schulen, in denen Leistungsdaten für folgende Zwecke verwendet werden:									
		Der Öffentlichkeit zugänglich machen		Um die Schulleitung zu evaluieren		Um die Lehrkräfte zu evaluieren		Für Entscheid. über die Zuordnung von Unterrichtsressourcen		Fortlaufende Beobachtung von der Schulaufsicht	
		%	S.E.	%	S.E.	%	S.E.	%	S.E.	%	S.E.
OECD-Länder	Australien	46.6	(2.6)	42.7	(2.6)	41.3	(3.0)	61.4	(3.2)	81.0	(2.2)
	Österreich	6.3	(2.5)	21.4	(3.2)	24.1	(3.4)	16.2	(2.9)	49.1	(3.6)
	Belgien	1.9	(0.9)	11.1	(1.9)	19.1	(2.5)	22.4	(2.2)	45.0	(3.0)
	Kanada	55.2	(2.3)	17.1	(1.6)	14.7	(1.4)	58.5	(2.0)	89.0	(1.2)
	Chile	35.5	(3.9)	37.0	(4.2)	53.2	(4.0)	77.4	(3.5)	76.7	(3.9)
	Tschech. Rep.	30.6	(3.2)	54.2	(3.1)	79.1	(3.1)	4.0	(1.3)	56.0	(3.6)
	Dänemark	45.3	(3.3)	30.5	(3.4)	38.2	(3.6)	35.8	(3.7)	56.5	(3.3)
	Estland	32.3	(3.4)	43.5	(3.1)	73.8	(3.2)	16.2	(2.6)	87.0	(2.4)
	Finnland	2.5	(1.4)	5.2	(1.8)	10.9	(2.6)	5.2	(1.9)	43.4	(4.1)
	Frankreich	w	w	w	w	w	w	w	w	w	w
	Deutschland	10.6	(2.4)	18.3	(2.9)	23.7	(2.9)	27.9	(3.1)	28.9	(3.0)
	Griechenland	31.3	(3.5)	18.8	(3.4)	27.3	(3.9)	3.5	(1.4)	54.5	(4.4)
	Ungarn	33.2	(4.3)	56.0	(3.8)	82.3	(3.1)	13.4	(2.7)	50.4	(4.7)
	Island	22.5	(0.2)	13.9	(0.1)	21.9	(0.2)	1.2	(0.1)	75.4	(0.2)
	Irland	18.7	(3.7)	5.3	(2.2)	21.0	(4.0)	54.2	(4.6)	49.1	(4.7)
	Israel	25.7	(3.5)	78.4	(3.1)	86.8	(2.3)	77.5	(3.2)	82.1	(2.5)
	Italien	30.3	(1.8)	16.1	(1.6)	24.0	(1.7)	38.8	(2.1)	25.7	(1.9)
	Japan	3.7	(1.4)	9.0	(2.2)	23.6	(2.9)	3.9	(1.5)	10.8	(2.0)
	Korea	33.0	(4.4)	27.6	(4.1)	45.3	(4.4)	39.2	(4.0)	75.8	(3.8)
	Luxemburg	37.0	(0.1)	19.9	(0.1)	8.2	(0.0)	32.9	(0.1)	74.4	(0.1)
	Mexiko	33.8	(1.8)	42.9	(1.9)	78.5	(1.6)	32.1	(1.9)	86.7	(1.4)
	Niederlande	63.5	(3.7)	34.4	(3.8)	71.1	(4.0)	12.9	(2.3)	60.7	(3.9)
	Neuseeland	77.7	(2.9)	49.6	(3.4)	48.0	(3.2)	67.9	(3.1)	93.4	(1.6)
	Norwegen	58.1	(3.6)	52.3	(3.4)	51.0	(3.6)	15.9	(2.8)	73.0	(3.5)
	Polen	53.4	(3.9)	79.9	(3.0)	85.8	(2.7)	14.0	(2.7)	89.6	(2.5)
	Portugal	30.2	(3.5)	11.9	(2.6)	17.4	(3.2)	54.6	(4.1)	68.5	(3.6)
	Slowak. Rep.	62.7	(4.0)	51.5	(4.1)	73.5	(3.6)	11.1	(2.4)	86.1	(2.3)
	Slowenien	36.2	(0.4)	73.5	(0.3)	37.7	(0.5)	14.9	(0.3)	69.0	(0.4)
	Spanien	7.8	(1.5)	16.7	(2.0)	34.3	(2.4)	42.7	(2.5)	65.3	(2.6)
	Schweden	61.4	(3.2)	43.4	(3.7)	43.4	(3.5)	36.5	(3.8)	84.0	(2.6)
	Schweiz	3.2	(1.2)	7.5	(1.7)	11.5	(2.0)	24.3	(2.8)	32.7	(2.7)
	Türkei	49.7	(4.0)	46.0	(4.0)	71.7	(3.5)	31.4	(3.6)	76.9	(3.1)
Ver. Königreich	80.1	(2.8)	93.1	(1.6)	94.2	(1.0)	57.7	(3.3)	93.7	(1.7)	
Ver. Staaten	89.3	(2.5)	62.5	(3.9)	41.0	(3.7)	72.0	(4.2)	95.5	(1.8)	
OECD-Durchschnitt	36.6	(0.5)	36.1	(0.5)	44.8	(0.5)	32.7	(0.5)	66.2	(0.5)	
Partnerländer	Albanien	34.4	(3.7)	86.1	(2.8)	97.4	(1.2)	78.7	(3.4)	80.8	(3.6)
	Argentinien	6.2	(2.0)	18.7	(3.3)	49.1	(4.2)	34.6	(3.7)	66.5	(4.0)
	Aserbaidshan	86.0	(3.1)	90.9	(2.5)	96.5	(1.6)	68.4	(4.0)	80.9	(3.5)
	Brasilien	32.3	(2.4)	56.3	(2.3)	72.8	(2.2)	72.8	(2.5)	81.7	(1.8)
	Bulgarien	32.7	(4.9)	58.2	(4.7)	87.5	(3.2)	30.2	(4.1)	78.4	(4.5)
	Kolumbien	27.8	(4.1)	25.6	(3.7)	55.2	(4.3)	57.7	(4.8)	79.3	(3.5)
	Kroatien	21.8	(3.6)	19.5	(3.1)	45.3	(3.7)	13.3	(2.5)	84.3	(2.9)
	Dubai (VAE)	47.4	(0.1)	52.1	(0.2)	87.5	(0.1)	74.6	(0.2)	88.8	(0.1)
	Hongkong (China)	48.4	(4.0)	17.0	(3.2)	55.0	(3.8)	48.8	(3.6)	60.9	(3.9)
	Indonesien	30.7	(4.2)	85.2	(3.0)	96.6	(1.9)	90.9	(2.8)	72.1	(4.2)
	Jordanien	20.1	(2.9)	55.1	(3.4)	83.9	(2.5)	70.2	(3.4)	82.8	(2.4)
	Kasachstan	82.5	(2.6)	77.5	(3.0)	97.5	(1.2)	83.1	(2.6)	99.2	(0.8)
	Kirgisistan	65.9	(3.5)	86.1	(2.7)	96.4	(1.5)	84.5	(3.1)	98.3	(0.8)
	Lettland	25.1	(3.7)	31.6	(3.9)	80.9	(3.0)	37.8	(4.1)	50.9	(3.8)
	Liechtenstein	26.3	(0.2)	8.6	(0.3)	0.0	c	37.0	(0.5)	34.4	(0.4)
	Litauen	25.0	(3.2)	37.8	(3.8)	72.6	(3.9)	15.3	(2.8)	65.5	(4.0)
	Macau (China)	13.9	(0.0)	12.2	(0.0)	29.6	(0.0)	37.6	(0.0)	38.9	(0.0)
	Montenegro	75.8	(0.5)	81.5	(1.4)	95.6	(0.1)	24.3	(0.5)	98.4	(0.2)
	Panama	6.3	(2.5)	35.7	(4.8)	53.8	(5.6)	51.1	(6.0)	77.5	(4.6)
	Peru	13.2	(2.4)	26.2	(3.2)	65.0	(3.2)	71.1	(3.6)	66.4	(3.3)
	Katar	60.8	(0.1)	60.3	(0.1)	86.6	(0.1)	61.9	(0.1)	86.2	(0.1)
	Rumänien	61.9	(3.8)	88.6	(2.7)	92.2	(2.3)	65.9	(3.7)	74.5	(4.0)
	Russ. Föderation	76.0	(3.5)	82.4	(2.3)	97.1	(0.9)	65.4	(3.8)	99.3	(0.5)
	Serbien	55.7	(4.0)	49.8	(3.6)	77.5	(3.8)	19.4	(3.1)	83.9	(3.8)
	Shanghai (China)	0.6	(0.6)	44.8	(4.2)	80.2	(3.0)	34.3	(3.6)	68.3	(3.6)
	Singapur	61.2	(0.9)	72.8	(0.3)	84.6	(0.5)	84.8	(0.2)	98.0	(0.1)
	Chinesisch Taipeh	19.4	(3.4)	15.9	(3.1)	25.5	(3.5)	25.6	(3.9)	33.5	(4.4)
	Thailand	64.1	(3.8)	73.7	(3.1)	87.1	(2.7)	78.1	(3.1)	87.3	(2.4)
	Trinidad und Tobago	10.8	(0.2)	30.1	(0.2)	51.9	(0.4)	46.0	(0.3)	71.6	(0.3)
	Tunesien	6.8	(2.0)	55.9	(4.1)	71.5	(4.1)	58.7	(4.5)	81.9	(3.0)
Uruguay	6.9	(1.9)	15.8	(2.1)	35.0	(2.7)	44.5	(2.9)	61.9	(2.7)	

StatLink <http://dx.doi.org/10.1787/888932343285>

[Teil 1/1]

Rechenschaftslegung der Schulen gegenüber den Eltern

Tabelle IV.3.14 Auf Grundlage der Angaben der Schulleitungen

		Prozentsatz der Schüler in Schulen, die die Eltern über die Leistungen ihrer Kinder informieren:							
		Im Vergleich zu anderen Schülern in derselben Klassenstufe an ihrer Schule		Im Vergleich zu nationalen oder regionalen Standards		Im Vergleich zu Schülern derselben Klassenstufe in anderen Schulen		Im Vergleich zu nationalen oder regionalen Standards oder Schülern derselben Klassenstufe in and. Schulen	
		%	S.E.	%	S.E.	%	S.E.	%	S.E.
OECD-Länder	Australien	69.5	(2.5)	46.4	(2.5)	21.3	(2.5)	50.6	(2.6)
	Österreich	30.3	(3.9)	4.3	(1.4)	7.2	(1.9)	9.1	(2.1)
	Belgien	36.5	(2.4)	35.0	(1.9)	1.3	(0.7)	35.5	(2.0)
	Kanada	65.3	(2.0)	51.0	(2.4)	23.6	(2.1)	53.5	(2.3)
	Chile	56.0	(4.6)	79.2	(2.8)	29.3	(4.1)	82.9	(3.0)
	Tschech. Rep.	61.9	(3.5)	61.3	(3.5)	32.4	(3.4)	63.3	(3.4)
	Dänemark	a	a	38.2	(3.5)	31.4	(3.4)	45.6	(3.6)
	Estland	26.7	(3.2)	52.5	(3.4)	25.2	(3.2)	57.7	(3.5)
	Finnland	12.6	(2.6)	29.3	(3.4)	17.8	(3.1)	38.9	(3.6)
	Frankreich	w	w	w	w	w	w	w	w
	Deutschland	46.5	(3.8)	25.7	(2.9)	15.5	(2.1)	29.9	(2.9)
	Griechenland	68.3	(3.3)	12.3	(2.8)	21.1	(3.3)	25.3	(3.1)
	Ungarn	62.0	(4.0)	39.6	(3.6)	21.0	(3.2)	45.5	(3.7)
	Island	23.0	(0.2)	37.7	(0.2)	21.1	(0.2)	38.9	(0.2)
	Irland	39.3	(4.2)	23.1	(4.0)	4.4	(2.1)	24.7	(4.2)
	Israel	35.5	(3.3)	33.4	(3.4)	19.1	(2.9)	42.2	(3.3)
	Italien	13.3	(1.5)	14.3	(1.4)	4.2	(0.7)	15.7	(1.4)
	Japan	60.0	(3.4)	78.4	(3.2)	3.6	(1.3)	78.8	(3.3)
	Korea	71.1	(4.0)	82.8	(3.0)	38.7	(4.4)	83.6	(3.1)
	Luxemburg	83.4	(0.1)	33.0	(0.1)	10.2	(0.0)	37.7	(0.1)
	Mexiko	83.3	(1.4)	57.4	(1.8)	38.7	(1.9)	63.0	(1.6)
	Niederlande	18.8	(3.9)	15.8	(3.9)	3.7	(2.0)	15.9	(3.9)
	Neuseeland	45.1	(3.5)	71.6	(3.3)	43.8	(3.1)	77.9	(3.1)
	Norwegen	39.2	(3.5)	73.2	(3.3)	48.6	(3.7)	80.9	(3.1)
	Polen	58.6	(3.8)	74.0	(3.2)	49.4	(4.0)	76.9	(3.4)
	Portugal	36.7	(3.7)	41.9	(4.1)	11.5	(2.8)	46.2	(4.1)
	Slowak. Rep.	60.6	(3.5)	53.8	(3.7)	26.5	(3.2)	58.0	(3.6)
	Slowenien	16.4	(0.2)	41.0	(0.4)	4.0	(0.4)	42.7	(0.4)
	Spanien	38.4	(2.8)	18.6	(2.6)	10.9	(2.5)	21.8	(2.7)
	Schweden	11.2	(2.5)	87.9	(2.5)	20.4	(3.1)	89.8	(2.2)
	Schweiz	45.6	(3.5)	25.6	(2.9)	12.0	(1.8)	28.9	(3.0)
	Türkei	90.5	(2.3)	71.6	(4.1)	70.1	(3.5)	80.7	(3.3)
	Ver. Königreich	34.6	(3.5)	66.9	(3.1)	28.9	(2.9)	70.0	(3.0)
	Ver. Staaten	53.0	(4.0)	85.0	(3.1)	57.9	(3.2)	87.8	(2.7)
OECD-Durchschnitt	46.7	(0.6)	47.6	(0.5)	23.5	(0.5)	51.7	(0.5)	
Partnerländer	Albanien	86.4	(2.8)	41.8	(4.1)	39.8	(3.8)	51.3	(4.0)
	Argentinien	45.3	(4.2)	19.7	(3.1)	7.2	(1.9)	21.9	(3.2)
	Aserbaidshjan	98.9	(0.7)	91.8	(2.2)	83.2	(3.4)	95.4	(1.8)
	Brasilien	31.3	(2.6)	54.8	(2.8)	15.7	(2.2)	56.5	(2.8)
	Bulgarien	88.2	(2.8)	64.8	(4.8)	56.2	(5.0)	69.1	(4.7)
	Kolumbien	64.4	(4.2)	82.4	(4.0)	17.1	(3.3)	88.1	(3.1)
	Kroatien	62.7	(4.2)	a	a	28.5	(3.6)	28.5	(3.6)
	Dubai (VAE)	62.6	(0.1)	53.4	(0.2)	18.0	(0.2)	57.9	(0.2)
	Hongkong (China)	77.2	(3.5)	9.8	(2.6)	7.2	(2.0)	14.2	(3.0)
	Indonesien	91.0	(1.9)	65.6	(4.2)	62.8	(4.2)	77.4	(3.5)
	Jordanien	85.7	(2.7)	57.5	(4.1)	27.1	(3.8)	61.4	(3.9)
	Kasachstan	93.9	(1.6)	74.5	(3.3)	72.9	(3.2)	84.9	(2.3)
	Kirgisistan	91.1	(2.4)	83.9	(2.9)	62.5	(4.2)	90.1	(2.4)
	Lettland	22.4	(3.6)	10.8	(2.6)	18.2	(3.2)	21.4	(3.4)
	Liechtenstein	68.1	(0.2)	45.7	(0.4)	25.7	(0.4)	52.6	(0.3)
	Litauen	41.3	(3.8)	a	a	18.6	(2.9)	18.6	(2.9)
	Macau (China)	31.9	(0.0)	1.0	(0.0)	0.6	(0.0)	1.0	(0.0)
	Montenegro	86.5	(0.4)	35.1	(0.7)	26.5	(0.5)	38.7	(0.7)
	Panama	60.7	(5.8)	49.0	(5.2)	21.5	(4.8)	51.1	(5.2)
	Peru	58.2	(3.5)	18.2	(2.4)	21.1	(3.0)	27.3	(3.0)
	Katar	81.9	(0.1)	78.2	(0.1)	45.3	(0.1)	84.1	(0.1)
	Rumänien	72.0	(3.6)	70.7	(4.0)	47.8	(3.8)	81.2	(3.2)
	Russ. Föderation	68.9	(3.2)	76.9	(2.5)	51.2	(3.1)	84.3	(2.3)
	Serbien	93.1	(2.1)	27.4	(3.8)	35.6	(3.8)	47.4	(3.8)
	Shanghai (China)	69.8	(3.5)	39.5	(3.6)	28.1	(3.3)	46.5	(3.5)
	Singapur	87.6	(0.3)	68.0	(0.4)	31.4	(0.7)	72.3	(0.3)
	Chinesisch Taipeh	48.6	(4.5)	27.0	(3.5)	16.1	(2.8)	30.5	(3.6)
	Thailand	64.6	(4.2)	54.2	(4.2)	44.9	(3.9)	63.5	(3.7)
	Trinidad und Tobago	78.3	(0.3)	32.7	(0.3)	25.6	(0.3)	42.0	(0.3)
	Tunesien	89.5	(2.5)	36.1	(4.2)	41.5	(3.8)	52.8	(3.7)
Uruguay	31.3	(2.9)	12.6	(2.0)	4.6	(1.7)	15.7	(2.3)	



[Teil 1/1]
Schulmethoden zur Erfassung der Unterrichtspraxis der Lehrkräfte
 Auf Grundlage der Angaben der Schulleitungen

Tabelle IV.3.15

		Prozentsatz der Schüler in Schulen, in denen folgende Methoden zur Erfassung der Unterrichtspraxis der Lehrkräfte angewandt werden:							
		Erfassung von Schülerleistungen durch Tests oder Prüfungen		Kollegenbeurteilung (von Unterrichtsplanung, Instrumenten zur Leistungserfassung und Unterrichtsdurchführung)		Unterrichtsbesuche durch die Schulleitung oder Fachleitung		Unterrichtsbesuche durch die Schulaufsicht/Schulinspektion oder andere externe Personen	
		%	S.E.	%	S.E.	%	S.E.	%	S.E.
OECD-Länder	Australien	58.2	(2.5)	65.2	(2.8)	62.3	(2.8)	5.9	(1.4)
	Österreich	82.1	(3.0)	83.0	(2.9)	86.1	(3.0)	41.7	(3.8)
	Belgien	36.8	(3.4)	65.3	(3.1)	68.7	(2.8)	50.0	(3.2)
	Kanada	a	a	a	a	81.6	(1.6)	13.2	(1.5)
	Chile	72.1	(3.7)	82.0	(3.1)	72.3	(3.4)	20.7	(3.6)
	Tschech. Rep.	71.4	(3.1)	57.1	(3.4)	96.0	(1.4)	29.4	(3.2)
	Dänemark	40.8	(3.1)	32.5	(3.3)	69.3	(3.0)	34.3	(3.2)
	Estland	63.7	(3.2)	56.4	(3.0)	91.0	(2.4)	16.1	(2.4)
	Finnland	18.2	(3.1)	19.1	(2.9)	23.2	(3.1)	2.0	(1.1)
	Frankreich	w	w	w	w	w	w	w	w
	Deutschland	63.0	(3.6)	22.5	(3.0)	72.2	(3.0)	27.2	(2.8)
	Griechenland	26.6	(3.3)	31.2	(4.3)	15.3	(2.9)	26.4	(3.5)
	Ungarn	63.8	(3.9)	75.2	(3.4)	96.2	(1.7)	20.8	(3.5)
	Island	52.3	(0.3)	18.9	(0.2)	53.4	(0.3)	5.3	(0.1)
	Irland	51.9	(5.0)	37.2	(4.7)	18.0	(3.7)	42.7	(4.9)
	Israel	91.2	(2.3)	52.4	(3.6)	82.4	(3.0)	46.7	(3.8)
	Italien	48.1	(1.9)	86.2	(1.4)	20.5	(1.4)	0.9	(0.3)
	Japan	52.0	(3.6)	43.1	(3.8)	85.8	(2.7)	23.2	(2.7)
	Korea	76.7	(3.9)	88.2	(2.9)	89.5	(2.5)	62.5	(4.0)
	Luxemburg	49.3	(0.1)	38.0	(0.1)	53.9	(0.1)	10.0	(0.1)
	Mexiko	82.6	(1.2)	79.2	(1.5)	79.1	(1.3)	48.4	(1.7)
	Niederlande	58.5	(4.2)	49.0	(4.9)	71.0	(4.3)	33.1	(3.3)
	Neuseeland	67.6	(3.6)	89.5	(2.1)	95.5	(1.5)	51.2	(3.8)
	Norwegen	40.1	(3.0)	45.3	(3.5)	40.4	(3.2)	13.3	(2.4)
	Polen	97.0	(1.4)	92.3	(1.7)	97.4	(1.2)	20.0	(3.0)
	Portugal	49.6	(3.5)	79.6	(2.9)	20.6	(2.9)	1.6	(0.8)
	Slowak. Rep.	75.5	(3.8)	90.0	(2.5)	98.8	(0.8)	30.6	(3.7)
	Slowenien	41.2	(0.4)	51.5	(0.4)	90.7	(0.2)	3.6	(0.1)
	Spanien	50.5	(2.4)	26.7	(2.7)	13.1	(1.9)	25.4	(2.4)
	Schweden	30.2	(3.6)	14.9	(2.7)	63.5	(3.7)	23.7	(3.4)
	Schweiz	22.6	(2.5)	58.0	(3.3)	83.1	(1.9)	37.1	(3.1)
	Türkei	84.3	(2.4)	46.3	(4.2)	87.8	(2.7)	47.0	(4.1)
	Ver. Königreich	84.7	(2.6)	86.9	(2.5)	98.3	(0.9)	66.3	(3.3)
Ver. Staaten	80.8	(3.4)	55.9	(3.9)	98.0	(1.2)	53.2	(4.0)	
OECD-Durchschnitt	58.9	(0.5)	56.8	(0.5)	68.9	(0.4)	28.3	(0.5)	
Partnerländer	Albanien	96.6	(1.3)	95.7	(1.6)	100.0	(0.0)	81.5	(2.9)
	Argentinien	72.1	(3.5)	63.6	(3.9)	86.3	(2.6)	31.0	(4.2)
	Aserbaidschan	98.2	(1.2)	98.7	(0.8)	99.1	(0.8)	95.0	(1.9)
	Brasilien	67.1	(2.6)	77.5	(2.2)	45.3	(2.7)	17.3	(2.1)
	Bulgarien	89.2	(3.2)	21.0	(3.2)	98.8	(1.0)	64.6	(5.2)
	Kolumbien	65.4	(4.0)	64.5	(3.6)	46.5	(4.0)	7.3	(2.4)
	Kroatien	64.0	(4.2)	56.8	(4.2)	91.3	(2.2)	50.9	(4.0)
	Dubai (VAE)	87.3	(0.2)	96.8	(0.1)	94.6	(0.1)	79.4	(0.2)
	Hongkong (China)	80.4	(3.1)	81.5	(3.4)	97.3	(1.3)	31.1	(3.4)
	Indonesien	86.3	(3.0)	90.6	(2.6)	94.8	(1.9)	83.0	(3.3)
	Jordanien	93.6	(1.8)	94.0	(2.0)	100.0	(0.0)	99.4	(0.6)
	Kasachstan	98.2	(1.1)	100.0	(0.0)	100.0	(0.0)	87.9	(2.3)
	Kirgisistan	97.5	(1.2)	97.7	(1.1)	100.0	(0.0)	95.0	(1.8)
	Lettland	71.1	(3.4)	93.3	(2.1)	94.7	(1.8)	35.4	(3.4)
	Liechtenstein	11.1	(0.4)	34.8	(0.5)	5.6	(0.0)	82.0	(0.4)
	Litauen	77.4	(3.1)	71.9	(3.5)	97.3	(1.3)	37.0	(3.9)
	Macau (China)	66.8	(0.0)	96.7	(0.0)	96.8	(0.0)	52.8	(0.0)
	Montenegro	63.1	(1.1)	67.2	(1.2)	98.4	(0.1)	74.9	(1.3)
	Panama	58.8	(5.0)	86.9	(3.2)	84.3	(3.9)	40.6	(4.8)
	Peru	75.1	(2.9)	59.2	(3.5)	82.4	(2.7)	48.5	(3.5)
	Katar	88.7	(0.1)	94.0	(0.1)	97.9	(0.0)	86.4	(0.1)
	Rumänien	91.5	(2.3)	89.2	(2.4)	94.7	(1.8)	80.8	(3.1)
	Russ. Föderation	98.5	(0.6)	96.4	(1.2)	99.7	(0.3)	72.1	(3.6)
	Serbien	59.2	(4.3)	59.9	(4.4)	80.8	(3.3)	59.0	(3.2)
	Shanghai (China)	82.6	(3.0)	89.0	(2.4)	99.4	(0.6)	87.9	(2.2)
	Singapur	98.7	(0.0)	76.8	(0.3)	97.6	(0.1)	18.0	(1.1)
	Chinesisch Taipeh	71.9	(3.7)	48.5	(3.7)	65.9	(3.8)	19.5	(3.3)
	Thailand	86.8	(2.6)	92.6	(2.3)	89.8	(2.6)	50.9	(3.6)
	Trinidad und Tobago	78.7	(0.3)	73.9	(0.3)	81.5	(0.2)	18.6	(0.2)
	Tunesien	85.9	(2.8)	62.4	(4.3)	80.5	(3.7)	95.6	(1.4)
Uruguay	31.9	(2.9)	63.4	(2.8)	86.0	(2.2)	78.4	(2.4)	

[Teil 1/1]
Lernzeit der Schüler in der Schule
Auf Grundlage der Schülerangaben

Tabelle IV.3.16a

	Normaler Testsprachenunterricht			Normaler Unterricht in Mathematik			Normaler Unterricht in Naturwissenschaften			Normaler Unterricht in Mathematik und Naturwissenschaften		
	Für das Lernen pro Woche aufgewendete Zeit (in Min.)		Schulvarianz bei der Einteilung der Lernzeit	Für das Lernen pro Woche aufgewendete Zeit (in Min.)		Schulvarianz bei der Einteilung der Lernzeit	Für das Lernen pro Woche aufgewendete Zeit (in Min.)		Schulvarianz bei der Einteilung der Lernzeit	Für das Lernen pro Woche aufgewendete Zeit (in Min.)		Schulvarianz bei der Einteilung der Lernzeit
	Mittelwert	S.E.	Anteil der Indexvarianz zwischen Schulen	Mittelwert	S.E.	Anteil der Indexvarianz zwischen Schulen	Mittelwert	S.E.	Anteil der Indexvarianz zwischen Schulen	Mittelwert	S.E.	Anteil der Indexvarianz zwischen Schulen
	S.D.	S.E.		S.D.	S.E.		S.D.	S.E.		S.D.	S.E.	
OECD-Länder												
Australien	242.9 (1.9)	70.5 (2.3)	0.19	245.6 (1.9)	78.8 (2.4)	0.15	219.0 (2.7)	106.6 (2.6)	0.14	440.9 (4.1)	165.0 (3.3)	0.38
Österreich	140.8 (1.6)	48.0 (1.9)	0.53	154.8 (2.4)	70.2 (1.9)	0.45	194.6 (6.4)	146.0 (7.4)	0.46	346.0 (6.9)	169.8 (6.7)	0.45
Belgien	216.0 (1.8)	58.1 (2.1)	0.27	210.2 (1.8)	73.9 (1.7)	0.27	185.2 (2.8)	111.0 (2.6)	0.31	377.7 (3.8)	162.2 (2.9)	0.31
Kanada	326.4 (2.8)	123.6 (2.3)	0.32	322.6 (2.7)	118.7 (2.1)	0.31	317.5 (2.9)	125.9 (2.0)	0.35	632.9 (5.4)	230.6 (3.8)	0.33
Chile	312.7 (4.9)	144.6 (4.3)	0.19	316.5 (5.2)	146.4 (4.2)	0.21	291.3 (4.8)	160.4 (3.7)	0.15	588.0 (8.0)	270.1 (6.3)	0.35
Tschech. Rep.	181.2 (1.5)	39.0 (1.1)	0.62	187.0 (2.0)	42.4 (1.2)	0.65	237.5 (5.0)	128.0 (2.8)	0.43	409.6 (5.5)	149.4 (3.8)	0.45
Dänemark	312.1 (3.4)	99.3 (3.4)	0.21	216.5 (2.9)	77.3 (3.3)	0.25	173.5 (2.5)	79.2 (3.1)	0.28	376.2 (4.3)	133.2 (4.9)	0.24
Estland	201.9 (1.3)	38.8 (1.5)	0.25	225.8 (1.2)	29.5 (1.4)	0.42	193.5 (2.9)	105.4 (1.5)	0.13	416.6 (3.4)	113.9 (1.7)	0.14
Finnland	150.3 (2.0)	36.5 (1.5)	0.57	171.7 (2.1)	38.6 (2.0)	0.47	194.4 (3.2)	76.5 (3.2)	0.28	364.5 (4.7)	94.0 (5.4)	0.43
Frankreich	229.9 (2.1)	74.4 (2.1)	0.12	210.8 (1.9)	68.9 (2.1)	0.12	189.6 (3.3)	111.2 (2.3)	0.28	383.4 (4.6)	158.1 (2.7)	0.19
Deutschland	184.4 (1.7)	60.7 (4.0)	0.24	191.5 (2.2)	73.5 (4.9)	0.29	239.3 (3.1)	90.2 (2.8)	0.40	418.4 (4.9)	136.3 (6.3)	0.40
Griechenland	195.5 (2.3)	81.4 (3.3)	0.18	196.5 (1.9)	48.5 (3.0)	0.23	214.6 (2.0)	55.9 (2.7)	0.27	409.2 (3.2)	91.1 (5.1)	0.26
Ungarn	173.5 (2.1)	74.2 (3.9)	0.10	156.0 (2.2)	58.5 (3.0)	0.17	157.3 (3.2)	90.1 (2.7)	0.21	303.3 (4.7)	122.6 (3.9)	0.22
Island	233.2 (1.0)	65.5 (2.0)	0.20	238.7 (0.9)	67.2 (1.7)	0.16	145.1 (1.0)	69.3 (1.5)	0.18	376.6 (1.7)	113.8 (2.8)	0.15
Irland	179.9 (1.4)	33.4 (0.8)	0.27	185.9 (1.3)	33.9 (0.9)	0.18	146.8 (1.4)	44.6 (1.3)	0.12	303.8 (3.1)	86.4 (1.7)	0.15
Israel	216.6 (4.8)	128.1 (6.0)	0.19	261.5 (3.7)	126.4 (4.4)	0.13	203.2 (4.8)	148.1 (4.2)	0.20	417.5 (6.1)	216.5 (6.5)	0.17
Italien	284.5 (1.6)	78.0 (1.8)	0.66	228.4 (1.2)	56.6 (1.3)	0.62	158.4 (2.3)	93.2 (2.2)	0.62	381.8 (3.1)	129.0 (3.2)	0.54
Japan	211.3 (2.7)	61.5 (2.3)	0.67	234.5 (3.3)	79.3 (3.0)	0.79	148.0 (2.0)	52.3 (1.8)	0.57	380.7 (3.8)	110.1 (3.5)	0.75
Korea	212.0 (3.7)	44.1 (7.1)	1.00	217.4 (3.8)	46.6 (6.3)	0.98	179.7 (4.4)	55.3 (12.1)	0.99	397.1 (6.8)	84.0 (13.2)	0.99
Luxemburg	193.5 (0.9)	70.2 (2.8)	0.37	203.7 (0.7)	56.0 (1.4)	0.22	168.0 (1.4)	125.5 (2.3)	0.36	366.9 (1.7)	142.5 (2.4)	0.36
Mexiko	236.3 (2.1)	100.2 (1.6)	0.18	255.6 (2.1)	94.6 (1.6)	0.22	251.0 (1.6)	119.1 (1.9)	0.23	478.0 (2.4)	185.4 (2.9)	0.22
Niederlande	161.7 (1.8)	40.0 (1.2)	0.29	165.7 (1.4)	41.3 (2.0)	0.20	217.2 (4.4)	123.4 (3.4)	0.19	318.7 (5.1)	153.9 (3.2)	0.18
Neuseeland	243.4 (1.3)	39.9 (2.0)	0.28	241.7 (1.5)	42.6 (1.8)	0.28	243.9 (2.4)	96.2 (3.2)	0.11	477.5 (3.5)	123.2 (3.1)	0.17
Norwegen	240.0 (0.0)	0.0 (0.0)	c	180.0 (0.0)	0.0 (0.0)	c	120.0 (0.0)	0.0 (0.0)	c	300.0 (0.0)	0.0 (0.0)	c
Polen	229.0 (1.3)	21.6 (1.4)	0.71	204.2 (1.6)	27.4 (0.8)	0.77	188.1 (2.7)	42.0 (2.2)	0.86	392.1 (3.3)	51.5 (2.6)	0.80
Portugal	225.3 (2.4)	108.3 (3.4)	0.13	263.4 (2.7)	109.6 (3.1)	0.12	229.8 (5.5)	165.2 (4.8)	0.49	428.7 (5.8)	225.3 (4.0)	0.15
Slowak. Rep.	176.3 (1.8)	49.1 (1.2)	0.87	169.4 (2.7)	64.6 (1.9)	0.90	215.8 (3.6)	114.3 (3.4)	0.75	374.4 (4.6)	160.7 (4.0)	0.78
Slowenien	175.6 (0.5)	33.9 (2.5)	0.38	163.3 (0.4)	32.1 (2.1)	0.43	200.1 (1.3)	94.3 (2.0)	0.31	355.1 (1.5)	112.7 (2.3)	0.35
Spanien	200.5 (1.0)	46.6 (1.4)	0.32	206.5 (0.8)	44.7 (1.4)	0.27	216.8 (2.1)	103.2 (2.0)	0.20	394.2 (3.3)	137.9 (2.4)	0.20
Schweden	184.6 (3.4)	86.7 (4.0)	0.19	191.7 (3.7)	88.5 (5.4)	0.22	192.5 (3.3)	86.0 (4.3)	0.29	371.7 (5.5)	149.2 (10.3)	0.24
Schweiz	201.3 (1.6)	56.1 (1.7)	0.42	207.0 (1.8)	59.4 (1.8)	0.43	181.5 (3.1)	100.5 (2.2)	0.41	374.0 (3.8)	129.4 (2.5)	0.37
Türkei	236.7 (2.2)	80.8 (2.0)	0.20	182.8 (2.4)	81.8 (1.9)	0.26	128.9 (5.3)	137.9 (5.5)	0.26	307.6 (6.7)	183.6 (6.6)	0.31
Ver. Königreich	219.4 (2.3)	56.7 (2.2)	0.29	212.5 (2.3)	58.3 (3.0)	0.35	280.4 (2.4)	90.2 (2.2)	0.18	480.0 (3.8)	130.9 (4.2)	0.21
Ver. Staaten	257.7 (3.2)	117.6 (4.6)	0.18	258.5 (3.3)	115.0 (4.7)	0.18	258.3 (3.1)	123.3 (5.1)	0.15	509.1 (5.4)	212.7 (7.1)	0.15
OECD-Durchschnitt	217.2 (0.4)	66.7 (0.5)	0.35	214.1 (0.4)	66.2 (0.5)	0.36	202.4 (0.6)	99.1 (0.6)	0.34	401.6 (0.8)	142.2 (0.8)	0.35
Partnerländer												
Albanien	208.9 (2.0)	70.1 (4.4)	0.14	193.1 (2.0)	72.4 (4.4)	0.06	240.2 (4.4)	143.5 (4.5)	0.10	425.8 (5.1)	174.7 (5.5)	0.08
Argentinien	293.1 (6.9)	163.4 (5.0)	0.40	354.6 (7.4)	181.4 (3.4)	0.33	341.5 (8.9)	207.5 (5.1)	0.32	558.5 (12.2)	319.6 (8.3)	0.44
Aserbaidschan	169.2 (3.8)	86.4 (3.2)	0.27	220.0 (3.5)	91.2 (2.7)	0.29	310.6 (3.8)	95.1 (2.6)	0.19	529.0 (5.1)	335.5 (3.7)	0.24
Brasilien	216.7 (1.1)	47.3 (0.9)	0.38	213.9 (1.1)	47.6 (0.8)	0.40	169.9 (2.1)	70.6 (0.9)	0.39	377.3 (3.1)	106.4 (1.4)	0.42
Bulgarien	144.5 (2.0)	49.8 (2.1)	0.33	143.3 (2.9)	50.1 (2.9)	0.41	254.6 (3.2)	76.5 (3.8)	0.29	392.6 (5.0)	103.6 (5.3)	0.30
Kolumbien	218.0 (3.2)	91.9 (2.7)	0.15	239.8 (3.4)	110.9 (4.4)	0.14	197.5 (4.0)	107.6 (3.4)	0.23	425.4 (6.0)	189.3 (5.8)	0.36
Kroatien	166.0 (2.0)	38.6 (2.0)	0.41	149.3 (2.1)	46.5 (1.1)	0.44	155.6 (4.6)	116.0 (2.4)	0.50	298.6 (5.4)	141.9 (2.9)	0.50
Dubai (VAE)	251.0 (1.3)	82.3 (2.0)	0.33	278.5 (1.4)	102.8 (2.1)	0.25	303.8 (2.4)	156.8 (2.7)	0.39	536.4 (2.9)	216.3 (3.4)	0.39
Hongkong (China)	274.3 (2.5)	67.1 (1.8)	0.16	269.0 (2.6)	77.5 (1.6)	0.15	301.8 (4.7)	157.0 (3.2)	0.17	444.2 (5.2)	221.1 (3.8)	0.36
Indonesien	199.2 (4.8)	142.6 (5.2)	0.18	238.5 (5.2)	161.9 (6.1)	0.37	239.3 (7.9)	185.6 (6.1)	0.40	466.0 (10.7)	303.1 (8.9)	0.19
Jordanien	269.5 (1.3)	44.0 (2.1)	0.16	223.5 (1.2)	37.8 (1.9)	0.11	300.4 (2.3)	81.5 (1.8)	0.22	521.8 (2.8)	99.7 (3.0)	0.17
Kasachstan	198.3 (4.6)	72.6 (16.3)	0.53	174.0 (2.9)	55.2 (2.9)	0.40	289.9 (3.9)	77.3 (6.6)	0.42	461.0 (5.7)	108.1 (7.3)	0.43
Kirgisistan	216.3 (3.6)	100.6 (3.9)	0.18	231.4 (4.1)	110.6 (3.9)	0.20	234.8 (5.1)	131.4 (4.5)	0.42	428.3 (8.1)	201.6 (6.8)	0.42
Lettland	163.6 (1.8)	49.4 (1.0)	0.20	221.2 (2.0)	43.0 (3.0)	0.18	265.4 (2.8)	105.3 (2.6)	0.09	481.1 (3.6)	122.3 (3.3)	0.12
Liechtenstein	205.0 (1.8)	45.6 (3.9)	0.31	222.2 (2.5)	52.0 (4.4)	0.41	177.3 (5.2)	87.0 (6.9)	0.07	395.6 (5.8)	112.5 (10.1)	0.16
Litauen	206.8 (2.8)	73.9 (4.6)	0.09	179.1 (2.6)	75.0 (6.1)	0.29	213.1 (4.3)	121.1 (7.1)	0.19	378.3 (4.2)	142.3 (6.1)	0.18
Macau (China)	265.1 (0.1)	36.3 (0.1)	0.77	275.8 (0.1)	35.5 (0.1)	0.77	259.6 (0.5)	96.1 (0.3)	0.42	503.2 (0.6)	132.7 (0.3)	0.40
Montenegro	158.5 (0.3)	24.3 (0.1)	0.47	155.4 (0.3)	24.1 (0.1)	0.50	134.7 (1.7)	74.8 (1.2)	0.35	275.9 (1.5)	88.2 (1.3)	0.35
Panama	191.6 (2.4)	65.7 (5.2)	0.14	205.4 (3.0)	70.9 (5.7)	0.13	225.8 (10.7)	142.9 (9.6)	0.29	374.3 (12.7)	196.7 (10.0)	0.26
Peru	282.8 (5.2)	161.9 (5.3)	0.18	295.6 (4.4)	160.2 (4.1)	0.23	234.1 (4.4)	152.8 (5.7)	0.38	502.5 (7.0)	268.3 (7.5)	0.40
Katar	238.8 (0.9)	93.3 (1.7)	0.20	256.6 (1.2)	110.0 (2.1)	0.38	271.8 (1.5)	141.8 (2.2)	0.23	509.9 (2.5)	228.2 (3.4)	0.26
Rumänien	184.3 (2.0)	54.8 (2.8)	0.44	142.3 (2.8)	64.0 (1.9)	0.44	150.5 (3.6)	85.4 (2.3)	0.33	251.3 (3.6)	111.7 (2.8)	0.41
Russ. Föderation	237.8 (3.2)	61.8 (3.7)	0.41	204.9 (2.8)	61.3 (1.9)	0.40	278.4 (5.1)	151.6 (4.3)	0.38	458.4 (7.7)	188.6 (4.2)	0.40
Serbien	144.8 (0.6)	30.2 (0.7)	0.48	154.8 (1.2)	35.2 (0.7)	0.61	228.9 (5.1)	159.9 (4.4)	0.37	357.2 (5.2)	175.2 (4.4)	0.39
Shanghai (China)	256.1 (3.0)	94.2 (2.8)	0.48	274.1 (3.5)	102.2 (3.4)	0.49	201.9 (7.2)	118.6 (4.2)	0.34	375.6 (6.7)	171.0 (6.2)	0.39
Singapur	283.2 (2.1)	141.1 (2.6)	0.18	343.5 (2.1)	172.8 (2.1)	0.36	345.1 (2.8)	181.9 (2.6)	0.34	660.2 (4.4)	302.2 (4.0)	0.36
Chinesisch Taipeh	249.3 (2.9)	80.9 (2.0)	0.47	231.8 (3.7)	85.7 (2.1)	0.51	200.1 (3.7)	113.9 (3.8)	0.48	414.0 (6.0)	183.4 (4.7)	0.52
Thailand	148.8 (1.7)	54.5 (1.1)	0.69	207.3 (3.1)	86.2 (1.6)	0.43	266.6 (6.1)	175.1 (3.9)	0.26	459.7 (8.1)	243.9 (5.0)	0.31
Trinidad und Tobago	226.7 (1.8)	104.4 (2.5)	0.18	232.3 (1.9)	107.1 (3.0)	0.17	235.0 (2.5)	154.5 (2.6)	0.16	442.4 (3.6)	218.7 (4.4)	0.16
Tunesien	272.9 (0.2)	10.5 (0.5)	0.33	220.8 (0.3)	15.3 (0.9)	0.04	230.9 (1.8)	68.1 (1.2)	0.67	451.8 (1.9)	76.3 (1.9)	0.56
Uruguay	184.3 (1.5)	66.2 (2.5)	0.25	191.6 (1.7)	67.8 (3.7)	0.26	319.9 (3.6)	147.3 (1.8)	0.32	494.2 (4.2)	180.1 (4.2)	0.33

[Teil 1/1]
**Prozentsatz der Schüler, die außerhalb der normalen Schulstunden Unterricht besuchen,
 nach Zusatz- und Förderunterricht
 Auf Grundlage der Schülerangaben**

Tabelle IV.3.17a

	Testsprache		Mathematik				Naturwissenschaften				Besuch in mindestens einem der drei Fächer Unterricht außerhalb der normalen Schulstunden						
	Zusatzunterricht		Förderunterricht		Zusatzunterricht		Förderunterricht		Zusatzunterricht		Förderunterricht		Zusatzunterricht		Förderunterricht		
	%	S.E.	%	S.E.	%	S.E.	%	S.E.	%	S.E.	%	S.E.	%	S.E.	%	S.E.	
OECD-Länder																	
Australien	7.8	(0.3)	5.0	(0.3)	13.9	(0.5)	7.7	(0.3)	5.9	(0.3)	3.6	(0.2)	21.1	(0.6)	11.3	(0.4)	
Österreich	2.6	(0.3)	5.4	(0.5)	4.4	(0.4)	17.2	(0.8)	1.8	(0.2)	2.7	(0.3)	10.6	(0.6)	26.7	(1.1)	
Belgien	3.8	(0.2)	2.4	(0.2)	9.2	(0.4)	11.3	(0.6)	3.6	(0.3)	3.4	(0.2)	14.7	(0.5)	16.8	(0.6)	
Kanada	5.9	(0.3)	4.5	(0.2)	11.9	(0.4)	8.4	(0.3)	6.4	(0.3)	4.3	(0.2)	18.6	(0.5)	11.8	(0.4)	
Chile	9.0	(0.6)	10.1	(0.7)	15.3	(0.8)	20.8	(0.9)	9.8	(0.6)	8.5	(0.7)	25.6	(1.0)	28.4	(1.0)	
Tschech. Rep.	8.2	(0.5)	4.6	(0.4)	14.1	(0.7)	15.5	(0.7)	11.5	(0.6)	3.6	(0.4)	34.8	(0.7)	24.7	(0.8)	
Dänemark	2.9	(0.3)	3.4	(0.3)	5.3	(0.5)	4.9	(0.4)	3.2	(0.3)	1.4	(0.2)	9.8	(0.6)	8.8	(0.5)	
Estland	2.8	(0.4)	11.0	(0.7)	11.2	(0.7)	26.6	(0.9)	6.0	(0.4)	14.2	(0.8)	23.9	(1.0)	35.2	(1.0)	
Finnland	1.3	(0.1)	2.2	(0.2)	2.5	(0.2)	9.2	(0.5)	1.8	(0.2)	2.0	(0.2)	5.4	(0.3)	12.6	(0.7)	
Frankreich	8.7	(0.4)	16.2	(0.8)	18.8	(0.7)	25.1	(0.9)	6.4	(0.4)	2.8	(0.3)	25.5	(0.8)	33.0	(1.0)	
Deutschland	5.4	(0.4)	6.7	(0.4)	11.0	(0.6)	18.8	(0.7)	3.5	(0.3)	3.7	(0.3)	19.3	(0.7)	28.8	(0.9)	
Griechenland	30.4	(1.0)	17.6	(0.6)	51.7	(1.4)	36.8	(1.1)	41.6	(1.3)	28.7	(1.0)	66.3	(1.3)	49.7	(1.1)	
Ungarn	3.6	(0.5)	4.3	(0.7)	16.0	(0.7)	16.9	(0.9)	5.8	(0.5)	4.8	(0.5)	30.0	(1.0)	23.2	(1.0)	
Island	7.7	(0.4)	8.8	(0.4)	17.6	(0.6)	17.5	(0.7)	6.7	(0.4)	3.4	(0.3)	29.1	(0.8)	22.5	(0.7)	
Irland	5.0	(0.4)	3.6	(0.3)	16.0	(0.8)	8.2	(0.6)	3.8	(0.4)	1.9	(0.2)	24.1	(0.9)	12.4	(0.6)	
Israel	20.1	(0.7)	12.7	(0.6)	40.7	(1.0)	22.4	(0.7)	16.6	(0.7)	10.2	(0.6)	57.1	(0.9)	31.8	(0.8)	
Italien	5.2	(0.2)	7.0	(0.3)	16.5	(0.4)	19.9	(0.4)	3.5	(0.2)	4.5	(0.2)	29.8	(0.5)	33.9	(0.6)	
Japan	14.8	(0.6)	21.6	(1.1)	29.8	(0.9)	34.2	(1.2)	14.1	(0.6)	15.3	(0.7)	38.7	(0.9)	42.0	(1.2)	
Korea	27.0	(1.4)	54.4	(2.4)	37.9	(1.5)	61.2	(2.2)	17.2	(1.2)	44.8	(2.5)	47.6	(1.5)	69.3	(1.8)	
Luxemburg	5.5	(0.3)	4.1	(0.3)	10.6	(0.4)	17.1	(0.6)	4.7	(0.3)	3.6	(0.3)	14.9	(0.5)	23.3	(0.6)	
Mexiko	24.5	(0.5)	17.5	(0.5)	26.7	(0.5)	21.2	(0.5)	24.1	(0.5)	16.6	(0.5)	41.4	(0.6)	32.7	(0.6)	
Niederlande	7.4	(0.6)	4.2	(0.5)	10.8	(0.7)	10.1	(0.6)	5.3	(0.4)	4.2	(0.4)	17.6	(0.7)	17.8	(0.7)	
Neuseeland	7.2	(0.5)	5.4	(0.4)	11.8	(0.6)	7.2	(0.4)	6.4	(0.4)	4.2	(0.3)	21.8	(0.8)	11.6	(0.5)	
Norwegen	8.5	(0.5)	3.8	(0.3)	17.1	(0.7)	8.2	(0.5)	8.5	(0.4)	2.6	(0.3)	23.8	(0.7)	10.6	(0.5)	
Polen	15.8	(1.1)	13.0	(0.9)	20.8	(1.1)	23.0	(1.1)	18.2	(1.1)	11.8	(0.9)	56.5	(1.2)	34.8	(1.2)	
Portugal	15.7	(1.0)	11.3	(0.9)	31.7	(1.0)	18.3	(1.0)	9.0	(0.6)	4.0	(0.4)	43.0	(1.1)	26.8	(1.1)	
Slowak. Rep.	14.5	(1.0)	12.4	(0.9)	20.5	(1.3)	20.2	(1.1)	4.1	(0.3)	2.6	(0.2)	31.4	(1.4)	29.9	(1.1)	
Slowenien	7.7	(0.4)	6.4	(0.5)	15.0	(0.6)	20.2	(0.6)	10.8	(0.5)	9.8	(0.5)	25.0	(0.8)	26.6	(0.8)	
Spanien	10.5	(0.5)	13.0	(0.9)	24.0	(0.6)	27.9	(0.7)	11.9	(0.4)	11.9	(0.5)	37.9	(0.7)	36.5	(0.9)	
Schweden	5.1	(0.4)	4.9	(0.3)	8.4	(0.6)	8.9	(0.5)	3.0	(0.3)	2.2	(0.3)	16.1	(0.7)	13.6	(0.6)	
Schweiz	5.5	(0.3)	5.2	(0.4)	10.0	(0.5)	12.3	(0.5)	3.0	(0.2)	2.2	(0.2)	17.5	(0.7)	18.1	(0.7)	
Türkei	11.8	(0.7)	9.6	(0.6)	21.2	(1.2)	14.4	(0.9)	14.0	(1.2)	10.2	(0.8)	29.6	(1.3)	21.5	(1.0)	
Ver. Königreich	8.6	(0.5)	16.9	(0.8)	17.2	(0.9)	23.6	(0.9)	11.8	(0.6)	19.0	(0.9)	33.4	(1.0)	47.8	(1.0)	
Ver. Staaten	9.8	(0.5)	6.6	(0.4)	14.8	(0.5)	8.7	(0.6)	11.1	(0.6)	7.2	(0.5)	24.8	(0.8)	14.3	(0.7)	
OECD-Durchschnitt	9.7	(0.1)	9.9	(0.1)	17.8	(0.1)	18.3	(0.1)	9.3	(0.1)	8.1	(0.1)	28.4	(0.1)	26.1	(0.2)	
Partnerländer																	
Albanien	32.8	(1.5)	37.6	(1.4)	40.0	(1.4)	43.6	(1.5)	28.0	(1.2)	31.0	(1.3)	61.6	(1.4)	60.4	(1.5)	
Argentinien	9.2	(0.6)	8.9	(0.6)	18.6	(0.8)	25.4	(1.0)	9.8	(0.7)	7.9	(0.7)	29.6	(0.9)	33.0	(1.1)	
Aserbaidschan	44.7	(1.1)	41.6	(1.2)	49.7	(1.2)	43.9	(1.3)	45.2	(1.2)	45.5	(1.3)	68.4	(1.2)	61.2	(1.4)	
Brasilien	10.1	(0.4)	10.3	(0.4)	16.4	(0.6)	13.5	(0.5)	6.4	(0.3)	7.4	(0.3)	23.8	(0.7)	19.7	(0.6)	
Bulgarien	10.4	(1.1)	10.4	(0.9)	14.9	(0.9)	17.7	(1.0)	10.2	(0.8)	10.3	(0.9)	28.8	(1.2)	24.9	(1.2)	
Kolumbien	26.5	(1.2)	24.8	(1.1)	35.6	(1.2)	31.4	(1.1)	28.3	(1.1)	23.6	(1.0)	56.5	(1.1)	44.4	(1.1)	
Kroatien	4.4	(0.3)	5.6	(0.4)	22.8	(0.7)	31.4	(0.9)	9.6	(0.6)	10.3	(0.6)	33.6	(0.8)	38.4	(0.9)	
Dubai (VAE)	18.6	(0.5)	13.0	(0.5)	41.5	(0.7)	25.5	(0.6)	27.9	(0.6)	17.7	(0.5)	53.6	(0.7)	34.9	(0.6)	
Hongkong (China)	18.8	(0.8)	12.0	(0.6)	30.0	(1.0)	22.4	(0.8)	17.0	(0.8)	12.6	(0.7)	48.9	(1.1)	38.7	(0.9)	
Indonesien	52.6	(2.4)	35.7	(1.6)	64.1	(1.8)	44.9	(1.5)	59.1	(2.1)	40.7	(1.5)	74.9	(1.6)	55.5	(1.4)	
Jordanien	32.3	(0.9)	25.7	(0.8)	32.1	(1.0)	30.4	(0.9)	35.3	(0.9)	24.3	(0.7)	54.8	(1.0)	43.9	(1.0)	
Kasachstan	47.5	(1.5)	54.3	(1.4)	56.4	(1.3)	62.0	(1.3)	55.3	(1.3)	62.3	(1.3)	79.0	(1.2)	80.6	(1.0)	
Kirgisistan	31.5	(1.4)	23.9	(1.0)	36.9	(1.4)	26.4	(1.1)	29.7	(1.2)	21.7	(0.8)	62.4	(1.5)	40.3	(1.2)	
Lettland	12.4	(0.7)	4.9	(0.5)	33.1	(1.3)	9.8	(0.7)	12.2	(0.8)	4.7	(0.5)	54.5	(1.2)	14.2	(0.8)	
Liechtenstein	2.8	(1.0)	6.4	(1.2)	9.7	(1.8)	15.3	(1.9)	4.0	(1.2)	2.8	(0.8)	17.4	(2.5)	17.4	(2.0)	
Litauen	9.4	(0.8)	8.7	(0.5)	17.1	(0.9)	14.9	(0.8)	7.9	(0.5)	5.5	(0.4)	30.8	(1.0)	22.1	(0.9)	
Macau (China)	8.7	(0.3)	4.5	(0.3)	16.1	(0.5)	16.7	(0.4)	11.3	(0.4)	7.6	(0.3)	36.8	(0.7)	28.5	(0.5)	
Montenegro	7.1	(0.7)	5.8	(0.7)	30.6	(0.7)	13.5	(0.6)	10.9	(0.6)	7.0	(0.7)	39.9	(0.8)	19.7	(0.7)	
Panama	36.9	(2.1)	26.9	(1.7)	45.4	(1.7)	39.8	(1.2)	33.3	(1.7)	25.5	(1.6)	58.0	(1.7)	51.8	(1.4)	
Peru	26.2	(1.0)	21.5	(0.9)	39.2	(0.9)	26.8	(0.9)	23.9	(0.8)	20.5	(0.9)	52.3	(1.0)	39.0	(1.0)	
Katar	34.1	(0.5)	23.1	(0.4)	36.2	(0.5)	36.2	(0.4)	36.7	(0.5)	31.5	(0.5)	57.3	(0.6)	49.0	(0.5)	
Rumänien	20.0	(1.5)	16.6	(1.2)	23.0	(1.4)	18.1	(1.2)	12.7	(0.7)	8.9	(0.8)	41.6	(1.4)	27.9	(1.5)	
Russ. Föderation	36.2	(1.5)	42.5	(1.3)	47.8	(1.7)	54.7	(1.3)	24.5	(1.4)	28.7	(1.0)	65.5	(1.4)	66.1	(1.3)	
Serbien	5.5	(0.4)	5.4	(0.6)	25.3	(0.9)	20.1	(1.1)	8.3	(0.5)	8.8	(0.7)	34.1	(1.0)	28.1	(1.2)	
Shanghai (China)	13.0	(0.8)	17.9	(0.9)	28.1	(1.0)	37.7	(0.9)	9.3	(0.8)	6.6	(0.7)	46.7	(1.1)	51.4	(1.0)	
Singapur	27.1	(0.7)	30.3	(0.6)	48.5	(0.7)	49.1	(0.6)	34.2	(0.7)	41.7	(0.6)	60.5	(0.6)	60.7	(0.7)	
Chinesisch Taipeh	28.8	(0.9)	18.6	(1.1)	48.7	(1.0)	26.6	(1.0)	32.3	(0.7)	18.3	(0.6)	61.9	(0.9)	36.5	(1.1)	
Thailand	22.6	(1.0)	10.3	(0.7)	41.5	(1.2)	20.3	(0.8)	35.5	(1.1)	20.9	(0.7)	61.8	(1.2)	37.4	(1.0)	
Trinidad und Tobago	29.9	(0.6)	11.3	(0.5)	55.2	(0.8)	17.0	(0.5)	26.9	(0.7)	9.3	(0.5)	67.5	(0.8)	23.1	(0.6)	
Tunesien	16.3	(1.0)	16.3	(1.1)	41.3	(1.3)	38.9	(1.2)	23.7	(1.0)	23.4	(1.0)	55.5	(1.3)	53.4	(1.3)	
Uruguay	4.5	(0.4)	3.8	(0.3)	17.0	(0.7)	11.4	(0.5)	10.8	(0.5)	4.3	(0.4)	27.0	(0.7)	16.3	(0.6)	



[Teil 1/2]
**Prozentsatz der Schüler, die außerhalb der normalen Schulstunden Unterricht besuchen,
 nach Wochenstunden**
Auf Grundlage der Schülerangaben

Tabelle IV.3.17b

	Testsprache						Mathematik						
	Keine Teilnahme		Weniger als 4 Stunden in der Woche		Mindestens 4 Stunden pro Woche		Keine Teilnahme		Weniger als 4 Stunden in der Woche		Mindestens 4 Stunden pro Woche		
	%	S.E.	%	S.E.	%	S.E.	%	S.E.	%	S.E.	%	S.E.	
OECD-Länder	Australien	88.7	(0.5)	9.5	(0.5)	1.9	(0.2)	80.9	(0.7)	16.5	(0.6)	2.6	(0.2)
	Österreich	94.8	(0.4)	4.6	(0.4)	0.6	(0.1)	83.0	(0.9)	15.7	(0.9)	1.3	(0.2)
	Belgien	85.5	(0.5)	11.6	(0.4)	3.0	(0.2)	74.6	(0.6)	20.6	(0.5)	4.8	(0.3)
	Kanada	90.8	(0.3)	6.9	(0.3)	2.3	(0.1)	81.5	(0.5)	14.9	(0.5)	3.5	(0.2)
	Chile	80.8	(0.9)	10.9	(0.6)	8.3	(0.6)	70.4	(1.1)	21.2	(0.9)	8.5	(0.6)
	Tschech. Rep.	78.1	(0.9)	17.6	(0.8)	4.4	(0.4)	69.6	(1.0)	25.2	(0.9)	5.2	(0.4)
	Dänemark	71.9	(1.2)	21.0	(1.0)	7.1	(0.5)	70.5	(1.2)	24.5	(1.0)	4.9	(0.4)
	Estland	47.9	(1.1)	41.8	(1.0)	10.4	(0.5)	36.8	(1.0)	47.3	(0.9)	15.9	(0.9)
	Finnland	92.1	(0.5)	6.6	(0.4)	1.3	(0.2)	89.8	(0.6)	7.6	(0.5)	2.6	(0.3)
	Frankreich	73.8	(0.9)	21.5	(0.8)	4.7	(0.4)	62.3	(0.9)	32.1	(0.9)	5.6	(0.4)
	Deutschland	89.2	(0.7)	9.2	(0.6)	1.6	(0.2)	74.3	(0.8)	22.8	(0.8)	2.9	(0.4)
	Griechenland	61.0	(1.1)	32.6	(1.1)	6.4	(0.4)	32.6	(1.1)	52.6	(1.0)	14.8	(0.9)
	Ungarn	92.7	(0.7)	6.3	(0.6)	1.0	(0.2)	70.0	(1.1)	28.3	(1.0)	1.7	(0.2)
	Island	91.1	(0.6)	6.7	(0.4)	2.3	(0.3)	78.6	(0.8)	18.5	(0.7)	3.0	(0.3)
	Irland	92.1	(0.5)	6.4	(0.5)	1.5	(0.2)	79.7	(0.8)	18.3	(0.8)	2.0	(0.3)
	Israel	72.4	(0.9)	21.0	(0.8)	6.7	(0.5)	47.2	(1.2)	40.4	(1.0)	12.5	(0.6)
	Italien	74.0	(0.5)	16.2	(0.4)	9.8	(0.3)	57.4	(0.6)	32.4	(0.5)	10.2	(0.3)
	Japan	35.6	(1.0)	58.6	(0.9)	5.7	(0.5)	23.6	(1.0)	55.0	(1.1)	21.4	(1.1)
	Korea	32.4	(2.0)	51.8	(1.8)	15.8	(0.9)	23.4	(1.6)	47.0	(1.7)	29.7	(1.3)
	Luxemburg	85.1	(0.7)	11.7	(0.6)	3.2	(0.3)	71.3	(0.8)	23.6	(0.8)	5.1	(0.4)
	Mexiko	57.8	(0.9)	26.9	(0.6)	15.3	(0.5)	49.4	(0.9)	33.0	(0.7)	17.6	(0.5)
	Niederlande	89.3	(0.8)	9.1	(0.6)	1.7	(0.3)	82.2	(0.8)	15.3	(0.7)	2.5	(0.3)
	Neuseeland	88.9	(0.6)	8.8	(0.5)	2.3	(0.3)	83.2	(0.7)	13.9	(0.6)	2.9	(0.3)
	Norwegen	70.0	(1.0)	24.4	(0.9)	5.6	(0.4)	65.0	(1.1)	28.7	(0.9)	6.2	(0.5)
	Polen	73.3	(1.6)	22.0	(1.5)	4.7	(0.4)	58.1	(1.4)	37.1	(1.4)	4.8	(0.4)
	Portugal	79.6	(1.0)	18.3	(0.9)	2.1	(0.3)	59.5	(1.1)	36.8	(1.0)	3.7	(0.3)
	Slowak. Rep.	80.8	(1.6)	16.8	(1.4)	2.4	(0.4)	72.6	(1.9)	25.0	(1.9)	2.4	(0.3)
	Slowenien	88.5	(0.6)	8.9	(0.5)	2.6	(0.3)	68.6	(0.8)	26.7	(0.8)	4.7	(0.4)
Spanien	80.7	(0.7)	13.9	(0.6)	5.4	(0.3)	59.7	(0.8)	31.8	(0.7)	8.4	(0.5)	
Schweden	88.0	(0.7)	10.0	(0.6)	2.0	(0.3)	84.4	(0.9)	13.9	(0.8)	1.7	(0.2)	
Schweiz	87.2	(0.6)	10.4	(0.6)	2.3	(0.2)	78.1	(0.9)	19.2	(0.8)	2.7	(0.2)	
Türkei	68.4	(1.4)	22.2	(1.2)	9.4	(0.7)	55.3	(1.9)	28.2	(1.5)	16.5	(0.9)	
Ver. Königreich	80.3	(0.8)	16.0	(0.8)	3.7	(0.3)	70.1	(1.1)	25.5	(1.0)	4.4	(0.3)	
Ver. Staaten	85.7	(0.6)	10.3	(0.5)	4.0	(0.3)	78.6	(0.8)	16.3	(0.7)	5.1	(0.4)	
OECD-Durchschnitt	77.9	(0.2)	17.4	(0.1)	4.7	(0.1)	66.0	(0.2)	26.9	(0.2)	7.1	(0.1)	
Partnerländer	Albanien	51.8	(2.2)	25.2	(1.5)	22.9	(1.5)	42.1	(2.3)	35.2	(1.7)	22.7	(1.4)
	Argentinien	79.8	(0.9)	15.2	(0.9)	5.0	(0.4)	62.9	(1.2)	31.5	(1.0)	5.6	(0.5)
	Aserbaidschan	45.6	(1.8)	30.3	(1.4)	24.2	(1.3)	34.2	(1.8)	35.4	(1.3)	30.4	(1.5)
	Brasilien	62.1	(0.9)	25.0	(0.8)	12.9	(0.7)	53.0	(1.0)	33.1	(0.9)	13.9	(0.6)
	Bulgarien	82.4	(1.0)	11.8	(0.8)	5.8	(0.6)	67.3	(1.2)	27.0	(1.2)	5.7	(0.5)
	Kolumbien	54.0	(1.6)	30.8	(1.3)	15.2	(1.1)	45.4	(1.4)	38.0	(1.2)	16.6	(0.9)
	Kroatien	88.5	(0.6)	8.5	(0.5)	3.0	(0.3)	59.4	(1.0)	35.7	(1.0)	4.9	(0.3)
	Dubai (VAE)	71.9	(0.7)	20.4	(0.7)	7.7	(0.5)	49.6	(0.7)	28.9	(0.8)	21.5	(0.7)
	Hongkong (China)	69.6	(1.1)	28.1	(1.1)	2.3	(0.3)	51.4	(1.1)	42.0	(1.1)	6.6	(0.4)
	Indonesien	47.2	(2.7)	35.2	(2.2)	17.6	(1.2)	31.6	(1.9)	43.5	(1.5)	24.8	(1.4)
	Jordanien	63.6	(1.9)	22.8	(1.3)	13.7	(0.9)	55.9	(2.0)	27.9	(1.3)	16.2	(1.2)
	Kasachstan	51.1	(1.8)	41.0	(1.6)	7.8	(0.7)	35.5	(1.6)	54.1	(1.6)	10.4	(0.7)
	Kirgisistan	58.1	(2.1)	27.4	(1.5)	14.5	(1.3)	47.6	(2.1)	38.9	(1.9)	13.5	(0.9)
	Lettland	71.6	(1.3)	23.7	(1.2)	4.6	(0.5)	49.2	(1.7)	44.3	(1.7)	6.5	(0.6)
	Liechtenstein	93.1	(1.4)	5.0	(1.2)	1.9	(0.7)	84.4	(2.2)	14.2	(2.1)	1.5	(0.8)
	Litauen	74.3	(1.0)	19.3	(0.9)	6.4	(0.5)	58.8	(1.4)	34.1	(1.4)	7.1	(0.5)
	Macau (China)	68.3	(0.7)	23.1	(0.6)	8.5	(0.4)	53.7	(0.7)	28.8	(0.7)	17.4	(0.5)
	Montenegro	84.0	(0.9)	10.8	(0.7)	5.2	(0.5)	55.4	(0.8)	36.6	(0.8)	7.9	(0.6)
	Panama	59.3	(3.3)	20.1	(1.8)	20.6	(2.1)	38.9	(1.7)	36.5	(2.0)	24.6	(2.3)
	Peru	42.5	(1.5)	33.9	(1.3)	23.6	(0.9)	33.5	(1.3)	39.6	(1.0)	27.0	(1.0)
	Katar	57.7	(0.7)	30.8	(0.7)	11.5	(0.4)	35.9	(0.6)	40.6	(0.6)	23.5	(0.5)
	Rumänien	62.4	(2.2)	25.5	(1.9)	12.1	(1.1)	49.6	(2.0)	40.8	(2.0)	9.6	(1.1)
	Russ. Föderation	45.6	(1.5)	48.9	(1.5)	5.6	(0.4)	31.9	(1.6)	59.5	(1.5)	8.6	(0.5)
	Serbien	81.0	(0.8)	14.8	(0.8)	4.2	(0.4)	55.8	(1.1)	36.0	(1.0)	8.1	(0.5)
	Shanghai (China)	45.8	(0.8)	39.5	(0.8)	14.7	(0.6)	29.0	(0.9)	47.4	(0.8)	23.6	(0.7)
	Singapur	56.6	(0.7)	35.7	(0.8)	7.7	(0.4)	29.8	(0.7)	48.6	(0.8)	21.6	(0.6)
	Chinesisch Taipeh	56.2	(1.0)	31.8	(1.0)	12.0	(0.6)	37.8	(1.1)	41.0	(0.8)	21.2	(0.8)
	Thailand	75.2	(1.3)	18.3	(1.2)	6.5	(0.6)	47.3	(1.6)	36.0	(1.3)	16.7	(0.9)
	Trinidad und Tobago	66.3	(1.0)	23.4	(0.8)	10.3	(0.6)	37.2	(0.9)	45.4	(1.0)	17.4	(0.8)
	Tunesien	44.2	(1.5)	34.2	(0.9)	21.5	(0.9)	25.1	(1.6)	44.3	(1.0)	30.5	(1.3)
	Uruguay	94.5	(0.5)	4.4	(0.4)	1.1	(0.2)	78.3	(0.8)	18.5	(0.8)	3.2	(0.3)

[Teil 2/2]

Prozentsatz der Schüler, die außerhalb der normalen Schulstunden Unterricht besuchen,
nach Wochenstunden

Tabelle IV.3.17b *Auf Grundlage der Schülerangaben*

	Naturwissenschaften						Sonstige Fächer						
	Keine Teilnahme		Weniger als 4 Stunden in der Woche		Mindestens 4 Stunden pro Woche		Keine Teilnahme		Weniger als 4 Stunden in der Woche		Mindestens 4 Stunden pro Woche		
	%	S.E.	%	S.E.	%	S.E.	%	S.E.	%	S.E.	%	S.E.	
OECD-Länder	Australien	90.5	(0.5)	7.9	(0.5)	1.7	(0.1)	85.2	(0.4)	10.9	(0.4)	3.8	(0.2)
	Österreich	96.1	(0.3)	3.2	(0.3)	0.7	(0.2)	86.9	(0.6)	11.6	(0.6)	1.5	(0.2)
	Belgien	84.2	(0.5)	13.5	(0.4)	2.3	(0.2)	82.2	(0.5)	14.0	(0.5)	3.8	(0.2)
	Kanada	89.4	(0.3)	8.0	(0.3)	2.6	(0.2)	87.0	(0.4)	9.4	(0.4)	3.6	(0.2)
	Chile	78.5	(1.0)	15.6	(0.8)	5.9	(0.4)	81.8	(0.9)	12.7	(0.8)	5.4	(0.4)
	Tschech. Rep.	75.3	(1.0)	19.4	(0.8)	5.2	(0.4)	70.8	(0.9)	23.8	(0.8)	5.4	(0.5)
	Dänemark	77.0	(0.9)	21.3	(0.8)	1.8	(0.2)	74.3	(1.1)	20.4	(0.9)	5.4	(0.4)
	Estland	43.1	(1.0)	46.4	(1.1)	10.5	(0.6)	42.9	(1.0)	45.4	(1.1)	11.7	(0.6)
	Finnland	92.2	(0.4)	5.9	(0.4)	1.9	(0.3)	87.6	(0.6)	9.1	(0.5)	3.3	(0.3)
	Frankreich	78.7	(0.8)	18.1	(0.7)	3.2	(0.3)	79.3	(0.8)	15.8	(0.7)	4.9	(0.5)
	Deutschland	91.7	(0.6)	6.9	(0.5)	1.4	(0.2)	76.6	(0.7)	18.1	(0.7)	5.3	(0.4)
	Griechenland	44.2	(1.2)	42.6	(1.1)	13.1	(0.8)	63.3	(1.1)	19.8	(0.7)	16.9	(0.8)
	Ungarn	89.7	(0.8)	8.7	(0.7)	1.6	(0.2)	78.5	(1.0)	17.9	(0.9)	3.6	(0.3)
	Island	93.1	(0.5)	5.5	(0.4)	1.4	(0.2)	85.2	(0.7)	11.6	(0.6)	3.2	(0.4)
	Irland	93.2	(0.5)	5.2	(0.5)	1.6	(0.2)	84.4	(0.6)	12.6	(0.6)	3.0	(0.3)
	Israel	74.3	(1.2)	19.3	(1.0)	6.4	(0.5)	64.3	(1.1)	25.1	(1.0)	10.7	(0.6)
	Italien	75.3	(0.5)	19.1	(0.4)	5.7	(0.2)	62.4	(0.6)	26.3	(0.5)	11.3	(0.3)
	Japan	38.6	(1.1)	57.0	(1.0)	4.4	(0.3)	24.2	(0.9)	59.7	(0.9)	16.2	(0.8)
	Korea	43.3	(2.3)	47.1	(2.2)	9.6	(0.8)	33.0	(1.7)	46.7	(1.8)	20.2	(1.2)
	Luxemburg	83.8	(0.7)	11.8	(0.6)	4.4	(0.3)	82.5	(0.7)	12.9	(0.6)	4.6	(0.3)
	Mexiko	52.3	(0.9)	30.4	(0.8)	17.3	(0.5)	65.2	(0.7)	18.0	(0.6)	16.7	(0.6)
	Niederlande	89.7	(0.5)	8.5	(0.5)	1.8	(0.3)	85.0	(0.7)	11.7	(0.6)	3.3	(0.4)
	Neuseeland	88.9	(0.6)	8.3	(0.5)	2.8	(0.3)	84.7	(0.7)	11.3	(0.5)	4.0	(0.3)
	Norwegen	69.0	(1.0)	26.8	(0.9)	4.2	(0.3)	68.2	(0.9)	23.9	(0.9)	7.9	(0.5)
	Polen	67.5	(1.5)	27.4	(1.4)	5.1	(0.4)	52.8	(1.2)	36.7	(1.1)	10.4	(0.6)
	Portugal	86.5	(0.8)	11.4	(0.7)	2.0	(0.3)	75.2	(1.0)	21.9	(0.9)	2.9	(0.3)
	Slowak. Rep.	92.1	(0.9)	6.1	(0.7)	1.7	(0.3)	80.6	(1.2)	16.4	(1.1)	3.0	(0.4)
	Slowenien	79.8	(0.8)	16.2	(0.6)	4.0	(0.4)	79.9	(0.8)	14.4	(0.7)	5.7	(0.5)
	Spanien	76.0	(0.6)	18.3	(0.5)	5.7	(0.3)	67.0	(0.7)	25.8	(0.6)	7.1	(0.4)
	Schweden	87.6	(0.7)	10.7	(0.7)	1.6	(0.2)	84.8	(0.9)	11.4	(0.7)	3.8	(0.4)
	Schweiz	90.4	(0.6)	8.1	(0.5)	1.5	(0.2)	81.5	(0.6)	16.1	(0.6)	2.4	(0.2)
Türkei	65.7	(1.9)	19.3	(1.2)	15.0	(1.0)	73.0	(1.3)	15.8	(1.0)	11.2	(0.9)	
Ver. Königreich	75.5	(1.0)	18.9	(0.9)	5.7	(0.4)	60.8	(1.0)	32.2	(0.9)	7.0	(0.4)	
Ver. Staaten	83.3	(0.9)	12.3	(0.8)	4.5	(0.4)	79.6	(0.9)	13.1	(0.6)	7.4	(0.6)	
OECD-Durchschnitt	77.6	(0.2)	17.8	(0.1)	4.6	(0.1)	72.7	(0.2)	20.4	(0.1)	7.0	(0.1)	
Partnerländer	Albanien	47.8	(2.3)	31.7	(1.6)	20.5	(1.3)	57.2	(2.0)	25.9	(1.4)	16.9	(1.2)
	Argentinien	77.3	(1.1)	17.2	(1.0)	5.6	(0.5)	71.9	(1.0)	19.4	(1.0)	8.7	(0.7)
	Aserbaidschan	37.8	(1.6)	21.8	(1.0)	40.4	(1.3)	53.2	(1.7)	25.9	(1.3)	20.8	(1.1)
	Brasilien	59.4	(1.0)	29.0	(0.9)	11.6	(0.5)	62.7	(1.1)	22.3	(0.9)	15.0	(0.7)
	Bulgarien	79.3	(1.3)	14.6	(1.1)	6.1	(0.5)	73.2	(1.3)	15.3	(0.9)	11.6	(0.8)
	Kolumbien	47.3	(1.5)	38.1	(1.2)	14.6	(0.9)	49.6	(1.2)	30.9	(1.0)	19.6	(1.0)
	Kroatien	81.0	(0.7)	15.5	(0.6)	3.5	(0.4)	81.6	(0.7)	12.8	(0.6)	5.6	(0.4)
	Dubai (VAE)	58.7	(0.7)	22.1	(0.6)	19.2	(0.6)	68.2	(0.9)	19.8	(0.8)	12.0	(0.6)
	Hongkong (China)	72.2	(1.0)	21.1	(0.8)	6.8	(0.6)	44.8	(1.1)	40.2	(1.0)	15.0	(0.6)
	Indonesien	35.6	(2.2)	40.5	(1.7)	23.9	(1.3)	46.9	(1.4)	28.0	(1.3)	25.0	(1.2)
	Jordanien	52.5	(1.9)	26.2	(1.5)	21.3	(1.1)	67.1	(1.8)	17.4	(1.4)	15.6	(1.0)
	Kasachstan	42.7	(1.7)	33.1	(1.3)	24.1	(1.1)	48.1	(1.5)	37.5	(1.4)	14.5	(0.8)
	Kirgisistan	52.2	(2.2)	33.5	(1.7)	14.3	(1.0)	53.3	(2.1)	27.1	(1.5)	19.6	(1.4)
	Lettland	71.7	(1.1)	22.6	(1.0)	5.7	(0.5)	59.1	(1.2)	32.6	(1.2)	8.3	(0.6)
	Liechtenstein	92.9	(1.5)	6.3	(1.4)	0.7	(0.5)	85.6	(2.3)	12.9	(2.0)	1.5	(0.9)
	Litauen	76.4	(0.9)	17.7	(0.8)	5.9	(0.4)	71.8	(1.0)	17.9	(0.9)	10.3	(0.6)
	Macau (China)	68.0	(0.7)	22.9	(0.6)	9.1	(0.5)	56.4	(0.7)	29.2	(0.8)	14.4	(0.6)
	Montenegro	72.3	(1.1)	19.4	(0.9)	8.3	(0.6)	75.4	(1.3)	15.5	(1.2)	9.1	(0.5)
	Panama	49.3	(1.7)	31.1	(2.3)	19.6	(1.9)	57.4	(2.3)	19.3	(2.2)	23.3	(3.5)
	Peru	37.6	(1.5)	45.0	(1.4)	17.4	(0.6)	52.5	(1.3)	27.3	(1.1)	20.2	(0.9)
	Katar	38.4	(0.6)	35.3	(0.6)	26.3	(0.5)	56.0	(0.7)	21.7	(0.6)	22.2	(0.6)
	Rumänien	58.2	(1.9)	25.9	(1.5)	15.9	(1.5)	60.7	(2.1)	19.9	(1.6)	19.5	(1.4)
	Russ. Föderation	61.5	(1.7)	32.6	(1.6)	5.9	(0.4)	59.7	(1.1)	31.4	(1.1)	9.0	(0.5)
	Serbien	70.7	(1.0)	21.1	(0.9)	8.2	(0.6)	70.6	(1.0)	16.9	(0.8)	12.5	(0.7)
	Shanghai (China)	71.2	(1.3)	22.3	(0.9)	6.5	(0.6)	38.1	(0.8)	43.0	(0.7)	18.9	(0.6)
	Singapur	43.1	(0.7)	41.5	(0.6)	15.3	(0.5)	56.7	(0.9)	34.2	(0.7)	9.1	(0.5)
	Chinesisch Taipeh	56.2	(0.9)	30.5	(0.8)	13.3	(0.5)	48.7	(0.9)	35.6	(0.9)	15.7	(0.5)
	Thailand	47.0	(1.7)	32.1	(1.5)	20.9	(1.0)	57.6	(1.5)	27.5	(1.4)	14.9	(0.9)
	Trinidad und Tobago	60.9	(0.8)	27.0	(0.8)	12.1	(0.6)	60.3	(1.0)	25.5	(0.9)	14.2	(0.8)
	Tunesien	28.1	(1.5)	50.7	(1.1)	21.2	(1.0)	44.8	(1.7)	33.0	(1.3)	22.3	(0.9)
	Uruguay	83.8	(0.7)	13.1	(0.7)	3.1	(0.4)	84.4	(0.8)	10.3	(0.6)	5.3	(0.4)



[Teil 1/1]

Prozentsatz der Schüler, die an Vorschulunterricht teilgenommen haben
Tabelle IV.3.18 Auf Grundlage der Schülerangaben

		Prozentsatz der Schüler, die angeben, Vorschulunterricht besucht zu haben (ISCED 0)					
		Keine Teilnahme		Höchstens ein Jahr		Mehr als ein Jahr	
		%	S.E.	%	S.E.	%	S.E.
OECD-Länder	Australien	4.4	(0.3)	45.3	(0.6)	50.3	(0.7)
	Österreich	2.3	(0.3)	12.5	(0.7)	85.2	(0.7)
	Belgien	2.5	(0.3)	3.8	(0.3)	93.6	(0.4)
	Kanada	9.5	(0.3)	42.3	(0.7)	48.2	(0.7)
	Chile	15.0	(0.8)	52.8	(0.8)	32.2	(0.9)
	Tschech. Rep.	3.9	(0.3)	9.5	(0.5)	86.6	(0.6)
	Dänemark	2.2	(0.2)	28.1	(0.8)	69.8	(0.8)
	Estland	10.3	(0.6)	10.0	(0.5)	79.7	(0.7)
	Finnland	5.0	(0.5)	28.9	(0.9)	66.1	(1.0)
	Frankreich	1.7	(0.2)	5.2	(0.4)	93.1	(0.4)
	Deutschland	4.9	(0.4)	10.4	(0.6)	84.7	(0.7)
	Griechenland	5.4	(0.4)	28.5	(1.0)	66.1	(1.1)
	Ungarn	1.4	(0.2)	4.1	(0.4)	94.5	(0.5)
	Island	3.0	(0.3)	3.6	(0.3)	93.4	(0.4)
	Irland	17.4	(0.7)	41.5	(1.0)	41.2	(1.1)
	Israel	5.5	(0.4)	20.1	(0.8)	74.5	(0.9)
	Italien	5.2	(0.2)	8.7	(0.3)	86.1	(0.4)
	Japan	0.9	(0.1)	2.2	(0.2)	96.9	(0.3)
	Korea	5.9	(0.5)	15.9	(0.7)	78.1	(1.0)
	Luxemburg	4.5	(0.3)	10.4	(0.5)	85.0	(0.5)
	Mexiko	10.3	(0.4)	19.5	(0.4)	70.2	(0.5)
	Niederlande	3.5	(0.6)	1.9	(0.2)	94.6	(0.6)
	Neuseeland	9.3	(0.5)	21.9	(0.7)	68.8	(0.8)
	Norwegen	9.3	(0.5)	6.4	(0.4)	84.3	(0.7)
	Polen	2.3	(0.3)	47.8	(1.4)	49.9	(1.5)
	Portugal	19.1	(0.9)	20.7	(0.8)	60.2	(1.1)
	Slowak. Rep.	5.0	(0.4)	12.2	(0.7)	82.8	(0.9)
	Slowenien	17.3	(0.7)	14.3	(0.6)	68.4	(0.8)
	Spanien	4.6	(0.3)	8.5	(0.4)	86.8	(0.5)
	Schweden	9.8	(0.4)	24.1	(0.9)	66.1	(1.0)
	Schweiz	2.3	(0.2)	26.5	(1.8)	71.3	(1.8)
Türkei	71.6	(1.3)	20.2	(0.9)	8.2	(0.7)	
Ver. Königreich	5.8	(0.5)	28.2	(0.7)	66.0	(0.8)	
Ver. Staaten	1.8	(0.2)	27.7	(0.9)	70.6	(1.0)	
OECD-Durchschnitt	8.3	(0.1)	19.5	(0.1)	72.2	(0.1)	
Partnerländer	Albanien	24.5	(1.3)	22.7	(1.0)	52.7	(1.3)
	Argentinien	4.7	(0.6)	29.1	(1.4)	66.2	(1.4)
	Aserbaidshan	68.7	(1.5)	14.6	(0.9)	16.7	(1.0)
	Brasilien	21.3	(0.7)	33.4	(0.8)	45.3	(1.1)
	Bulgarien	11.4	(0.6)	14.8	(0.7)	73.8	(1.0)
	Kolumbien	18.5	(1.2)	53.3	(1.3)	28.2	(1.2)
	Kroatien	26.8	(1.2)	21.2	(0.7)	52.1	(1.1)
	Dubai (VAE)	12.9	(0.4)	27.8	(0.7)	59.2	(0.7)
	Hongkong (China)	2.8	(0.4)	4.9	(0.3)	92.3	(0.5)
	Indonesien	46.0	(2.1)	29.9	(1.4)	24.1	(1.5)
	Jordanien	28.0	(1.2)	45.3	(1.0)	26.7	(0.9)
	Kasachstan	58.1	(1.5)	14.9	(0.7)	27.0	(1.3)
	Kirgisistan	62.7	(1.6)	17.8	(1.2)	19.5	(1.0)
	Lettland	21.5	(1.2)	12.8	(0.7)	65.7	(1.3)
	Liechtenstein	1.2	(0.6)	6.1	(1.4)	92.7	(1.5)
	Litauen	37.6	(1.0)	11.8	(0.5)	50.6	(0.9)
	Macau (China)	3.2	(0.2)	9.9	(0.4)	86.9	(0.4)
	Montenegro	35.8	(0.6)	22.3	(0.8)	41.9	(0.8)
	Panama	22.0	(1.4)	45.3	(1.6)	32.7	(1.4)
	Peru	15.1	(0.7)	26.3	(0.8)	58.6	(1.1)
	Katar	38.3	(0.5)	38.7	(0.5)	23.0	(0.4)
	Rumänien	4.8	(0.4)	7.6	(0.6)	87.6	(0.9)
	Russ. Föderation	21.4	(1.1)	11.2	(0.6)	67.4	(1.3)
	Serbien	13.0	(0.7)	50.1	(0.9)	36.9	(0.9)
	Shanghai (China)	2.5	(0.5)	10.7	(0.7)	86.8	(1.0)
	Singapur	2.3	(0.2)	6.6	(0.4)	91.1	(0.4)
	Chinesisch Taipeh	1.6	(0.2)	13.7	(0.5)	84.7	(0.5)
	Thailand	2.1	(0.2)	9.2	(0.5)	88.7	(0.6)
	Trinidad und Tobago	9.6	(0.5)	28.8	(0.7)	61.6	(0.8)
	Tunesien	48.1	(2.0)	31.3	(1.4)	20.6	(1.0)
	Uruguay	12.8	(0.7)	15.9	(0.6)	71.3	(0.8)

[Teil 1/2]
**Index der außercurricularen Aktivitäten und Schülerleistungen im Bereich Lesekompetenz,
 nach nationalen Indexquartilen**

Tabelle IV.3.19 *Auf Grundlage der Angaben der Schulleitungen*

	Index der außercurricularen Aktivitäten										Varianz beim Index der außercurricularen Aktivitäten	
	Alle Schüler		Unterstes Quartil		Zweites Quartil		Drittes Quartil		Oberstes Quartil		Standard- abweich.	S.E.
	Index- mittel	S.E.	Index- mittel	S.E.	Index- mittel	S.E.	Index- mittel	S.E.	Index- mittel	S.E.		
OECD-Länder												
Australien	0.67	(0.04)	-0.29	(0.07)	0.41	(0.01)	0.88	(0.02)	1.68	(0.06)	0.85	(0.05)
Österreich	-0.04	(0.07)	-1.17	(0.07)	-0.36	(0.02)	0.15	(0.03)	1.22	(0.12)	0.97	(0.07)
Belgien	-0.32	(0.05)	-1.39	(0.08)	-0.55	(0.02)	-0.01	(0.02)	0.66	(0.06)	0.86	(0.05)
Kanada	0.71	(0.03)	-0.14	(0.02)	0.43	(0.01)	0.86	(0.01)	1.71	(0.05)	0.75	(0.03)
Chile	-0.13	(0.07)	-1.29	(0.06)	-0.44	(0.02)	0.15	(0.02)	1.08	(0.11)	0.96	(0.06)
Tschech. Rep.	0.03	(0.05)	-0.88	(0.05)	-0.12	(0.02)	0.25	(0.02)	0.86	(0.05)	0.70	(0.03)
Dänemark	-0.99	(0.06)	-2.17	(0.08)	-1.24	(0.02)	-0.69	(0.02)	0.12	(0.07)	0.94	(0.05)
Estland	0.44	(0.05)	-0.42	(0.06)	0.23	(0.02)	0.63	(0.01)	1.30	(0.06)	0.69	(0.05)
Finnland	-0.28	(0.05)	-1.24	(0.06)	-0.49	(0.02)	-0.04	(0.01)	0.66	(0.06)	0.76	(0.04)
Frankreich	w	w	w	w	w	w	w	w	w	w	w	w
Deutschland	0.30	(0.06)	-0.81	(0.09)	0.07	(0.02)	0.57	(0.02)	1.38	(0.07)	0.91	(0.06)
Griechenland	-0.23	(0.08)	-1.37	(0.09)	-0.56	(0.02)	-0.02	(0.02)	1.04	(0.11)	0.99	(0.07)
Ungarn	0.09	(0.06)	-0.82	(0.06)	-0.10	(0.02)	0.25	(0.02)	1.04	(0.09)	0.76	(0.06)
Island	0.02	(0.00)	-0.82	(0.00)	-0.23	(0.00)	0.19	(0.00)	0.95	(0.00)	0.72	(0.00)
Irland	-0.09	(0.08)	-1.00	(0.06)	-0.46	(0.02)	0.05	(0.02)	1.06	(0.12)	0.85	(0.07)
Israel	0.11	(0.06)	-0.94	(0.06)	-0.18	(0.02)	0.32	(0.02)	1.22	(0.10)	0.90	(0.06)
Italien	0.13	(0.03)	-0.90	(0.03)	-0.19	(0.01)	0.37	(0.01)	1.23	(0.04)	0.86	(0.02)
Japan	0.01	(0.05)	-0.78	(0.05)	-0.21	(0.02)	0.17	(0.01)	0.85	(0.07)	0.67	(0.05)
Korea	1.01	(0.07)	0.03	(0.05)	0.75	(0.02)	1.20	(0.03)	2.06	(0.09)	0.82	(0.05)
Luxemburg	0.27	(0.00)	-0.78	(0.00)	0.11	(0.00)	0.47	(0.00)	1.28	(0.00)	0.81	(0.00)
Mexiko	-0.14	(0.03)	-1.34	(0.04)	-0.45	(0.01)	0.11	(0.01)	1.13	(0.04)	0.99	(0.03)
Niederlande	-0.31	(0.06)	-1.16	(0.06)	-0.58	(0.01)	-0.10	(0.02)	0.59	(0.06)	0.71	(0.04)
Neuseeland	1.21	(0.05)	0.29	(0.05)	0.88	(0.01)	1.40	(0.02)	2.25	(0.07)	0.79	(0.04)
Norwegen	-0.60	(0.06)	-1.65	(0.08)	-0.76	(0.02)	-0.34	(0.01)	0.35	(0.07)	0.81	(0.06)
Polen	0.46	(0.06)	-0.46	(0.04)	0.21	(0.02)	0.65	(0.02)	1.44	(0.08)	0.76	(0.05)
Portugal	0.29	(0.06)	-0.71	(0.08)	0.00	(0.02)	0.51	(0.02)	1.35	(0.08)	0.85	(0.06)
Slowak. Rep.	0.71	(0.06)	-0.26	(0.06)	0.43	(0.02)	0.92	(0.01)	1.75	(0.10)	0.81	(0.05)
Slowenien	0.91	(0.01)	-0.12	(0.00)	0.69	(0.00)	1.19	(0.00)	1.88	(0.01)	0.79	(0.01)
Spanien	-0.18	(0.05)	-1.26	(0.07)	-0.40	(0.01)	0.04	(0.02)	0.91	(0.06)	0.89	(0.05)
Schweden	-0.34	(0.06)	-1.28	(0.10)	-0.51	(0.02)	-0.10	(0.02)	0.51	(0.05)	0.75	(0.07)
Schweiz	-0.52	(0.04)	-1.38	(0.04)	-0.69	(0.01)	-0.32	(0.02)	0.32	(0.05)	0.70	(0.04)
Türkei	0.38	(0.06)	-0.75	(0.07)	0.10	(0.03)	0.69	(0.01)	1.49	(0.10)	0.91	(0.06)
Ver. Königreich	1.01	(0.06)	0.14	(0.04)	0.60	(0.02)	1.16	(0.02)	2.13	(0.08)	0.84	(0.05)
Ver. Staaten	1.02	(0.06)	0.10	(0.05)	0.75	(0.01)	1.17	(0.03)	2.07	(0.07)	0.78	(0.05)
OECD-Durchschnitt	0.17	(0.01)	-0.82	(0.01)	-0.09	(0.00)	0.39	(0.00)	1.20	(0.01)	0.82	(0.01)
Partnerländer												
Albanien	0.20	(0.10)	-1.07	(0.06)	-0.22	(0.02)	0.45	(0.03)	1.65	(0.10)	1.07	(0.06)
Argentinien	-0.63	(0.07)	-1.77	(0.08)	-0.82	(0.02)	-0.34	(0.02)	0.41	(0.09)	0.92	(0.05)
Aserbaidshjan	0.90	(0.09)	-0.25	(0.07)	0.51	(0.03)	1.05	(0.04)	2.30	(0.10)	1.01	(0.06)
Brasilien	-0.43	(0.06)	-1.85	(0.06)	-0.80	(0.02)	-0.05	(0.02)	0.96	(0.06)	1.11	(0.04)
Bulgarien	0.10	(0.08)	-1.00	(0.08)	-0.17	(0.02)	0.31	(0.03)	1.24	(0.11)	0.92	(0.08)
Kolumbien	0.11	(0.08)	-0.97	(0.06)	-0.23	(0.03)	0.27	(0.03)	1.37	(0.13)	0.97	(0.08)
Kroatien	0.25	(0.06)	-0.74	(0.06)	-0.01	(0.02)	0.46	(0.02)	1.28	(0.07)	0.81	(0.05)
Dubai (VAE)	0.96	(0.00)	-0.06	(0.00)	0.65	(0.00)	1.25	(0.00)	1.98	(0.00)	0.84	(0.00)
Hongkong (China)	1.26	(0.07)	0.32	(0.05)	0.97	(0.01)	1.39	(0.01)	2.33	(0.08)	0.82	(0.05)
Indonesien	-0.11	(0.09)	-1.26	(0.06)	-0.51	(0.03)	0.12	(0.02)	1.20	(0.12)	1.00	(0.07)
Jordanien	0.63	(0.08)	-0.65	(0.10)	0.31	(0.03)	0.95	(0.02)	1.91	(0.07)	1.03	(0.07)
Kasachstan	1.30	(0.07)	0.11	(0.07)	1.04	(0.02)	1.59	(0.03)	2.43	(0.06)	0.92	(0.05)
Kirgisistan	0.72	(0.07)	-0.28	(0.05)	0.35	(0.02)	0.89	(0.02)	1.92	(0.07)	0.87	(0.04)
Lettland	0.77	(0.06)	-0.03	(0.10)	0.53	(0.02)	0.92	(0.02)	1.67	(0.08)	0.75	(0.09)
Liechtenstein	0.02	(0.00)	-0.65	(0.01)	-0.31	(0.01)	0.05	(0.02)	1.00	(0.00)	0.64	(0.00)
Litauen	0.47	(0.05)	-0.39	(0.05)	0.20	(0.02)	0.67	(0.01)	1.39	(0.08)	0.74	(0.04)
Macau (China)	0.75	(0.00)	-0.40	(0.00)	0.41	(0.00)	1.00	(0.00)	2.00	(0.00)	0.97	(0.00)
Montenegro	0.62	(0.01)	-0.54	(0.01)	0.05	(0.01)	0.99	(0.00)	1.99	(0.00)	1.02	(0.01)
Panama	0.10	(0.09)	-1.04	(0.08)	-0.23	(0.03)	0.30	(0.03)	1.36	(0.12)	0.96	(0.08)
Peru	0.14	(0.07)	-0.98	(0.06)	-0.12	(0.02)	0.35	(0.02)	1.31	(0.08)	0.92	(0.05)
Katar	1.13	(0.00)	0.02	(0.00)	0.89	(0.00)	1.47	(0.00)	2.14	(0.00)	0.84	(0.00)
Rumänien	1.01	(0.08)	-0.17	(0.07)	0.66	(0.03)	1.26	(0.03)	2.28	(0.08)	0.97	(0.06)
Russ. Föderation	0.72	(0.06)	-0.31	(0.05)	0.42	(0.02)	0.94	(0.03)	1.84	(0.08)	0.88	(0.05)
Serbien	0.23	(0.06)	-0.69	(0.06)	0.01	(0.01)	0.41	(0.02)	1.20	(0.09)	0.78	(0.05)
Shanghai (China)	0.94	(0.07)	-0.45	(0.08)	0.60	(0.03)	1.23	(0.03)	2.38	(0.08)	1.12	(0.06)
Singapur	1.07	(0.01)	0.10	(0.00)	0.76	(0.00)	1.26	(0.00)	2.16	(0.00)	0.82	(0.00)
Chinesisch Taipeh	0.95	(0.05)	-0.02	(0.06)	0.60	(0.02)	1.14	(0.03)	2.08	(0.09)	0.86	(0.05)
Thailand	1.00	(0.07)	-0.14	(0.04)	0.60	(0.02)	1.17	(0.03)	2.38	(0.10)	1.00	(0.05)
Trinidad und Tobago	0.25	(0.01)	-0.91	(0.01)	-0.03	(0.00)	0.51	(0.00)	1.45	(0.00)	0.95	(0.00)
Tunesien	0.33	(0.10)	-0.93	(0.08)	-0.11	(0.01)	0.44	(0.03)	1.90	(0.15)	1.18	(0.07)
Uruguay	-0.44	(0.05)	-1.44	(0.06)	-0.68	(0.01)	-0.17	(0.01)	0.53	(0.05)	0.81	(0.04)

StatLink  <http://dx.doi.org/10.1787/888932343285>



[Teil 2/2]
**Index der außercurricularen Aktivitäten und Schülerleistungen im Bereich Lesekompetenz,
 nach nationalen Indexquartilen**

Tabelle IV.3.19 **Auf Grundlage der Angaben der Schulleitungen**

	Leistung auf der Gesamtskala Lesekompetenz nach nationalen Indexquartilen								Punktzahlveränderung auf der Gesamtskala Lesekompetenz je Indexeinheit		Größere Wahrscheinlichkeit für Schüler im untersten Indexquartil, im nationalen Indexquartil der Gesamtskala Lesekompetenz zu liegen		Erklärte Varianz der Schülerleistungen (R ² x 100)	
	Unterstes Quartil		Zweites Quartil		Drittes Quartil		Oberstes Quartil							
	Mittelwert	S.E.	Mittelwert	S.E.	Mittelwert	S.E.	Mittelwert	S.E.	Effekt	S.E.	Quotient	S.E.	%	S.E.
OECD-Länder	498 (6.9)		513 (5.5)		518 (5.4)		531 (4.2)		13.1 (3.23)		1.3 (0.12)		1.3	(0.56)
Australien	440 (7.5)		461 (9.0)		470 (8.8)		510 (11.1)		30.2 (3.87)		1.6 (0.22)		8.8	(2.54)
Österreich	460 (7.8)		502 (7.8)		532 (6.4)		529 (7.8)		29.1 (5.02)		2.0 (0.23)		6.1	(1.88)
Kanada	508 (3.1)		521 (3.4)		531 (3.3)		537 (3.3)		14.2 (2.28)		1.3 (0.08)		1.4	(0.45)
Chile	422 (6.7)		436 (7.2)		461 (7.7)		478 (7.3)		21.6 (4.13)		1.5 (0.21)		6.3	(2.05)
Tschech. Rep.	458 (8.0)		471 (8.4)		479 (7.7)		502 (7.4)		21.3 (6.35)		1.4 (0.19)		2.6	(1.57)
Dänemark	489 (4.3)		496 (4.4)		496 (4.2)		498 (4.9)		3.8 (2.39)		1.2 (0.11)		0.2	(0.24)
Estland	498 (5.6)		503 (4.9)		500 (5.8)		502 (5.2)		1.3 (4.56)		1.1 (0.14)		0.0	(0.17)
Finnland	534 (4.3)		534 (4.5)		538 (3.6)		538 (4.3)		1.7 (2.51)		1.0 (0.09)		0.0	(0.09)
Frankreich	w	w	w	w	w	w	w	w	w	w	w	w	w	w
Deutschland	467 (8.1)		488 (8.1)		514 (7.8)		530 (7.8)		28.4 (3.96)		1.8 (0.23)		7.7	(2.07)
Griechenland	457 (11.2)		496 (5.5)		482 (9.2)		495 (6.0)		11.0 (5.08)		1.7 (0.27)		1.3	(1.19)
Ungarn	462 (11.7)		481 (7.4)		508 (8.7)		526 (8.4)		31.0 (6.75)		2.0 (0.36)		6.7	(2.79)
Island	494 (3.6)		494 (4.2)		502 (3.7)		503 (3.0)		8.9 (2.46)		1.1 (0.09)		0.4	(0.26)
Irland	493 (6.9)		498 (9.2)		490 (8.5)		495 (7.5)		-1.6 (4.28)		1.0 (0.12)		0.0	(0.15)
Israel	431 (10.3)		484 (8.8)		483 (9.4)		500 (8.9)		28.8 (5.48)		1.8 (0.28)		5.3	(2.05)
Italien	452 (4.9)		476 (4.2)		502 (4.2)		524 (4.3)		32.7 (2.98)		1.9 (0.16)		8.9	(1.52)
Japan	484 (7.4)		501 (10.0)		532 (7.3)		562 (8.5)		43.4 (6.52)		1.8 (0.21)		8.4	(2.22)
Korea	520 (10.2)		542 (6.2)		540 (6.0)		555 (6.5)		13.2 (5.36)		1.5 (0.25)		1.9	(1.36)
Luxemburg	433 (2.5)		467 (2.5)		462 (3.6)		527 (2.5)		35.2 (1.38)		1.9 (0.09)		7.6	(0.56)
Mexiko	404 (5.0)		417 (4.0)		429 (3.4)		453 (3.4)		19.7 (2.11)		1.6 (0.12)		5.3	(1.11)
Niederlande	465 (8.5)		478 (8.3)		533 (8.8)		557 (8.4)		50.8 (6.74)		2.1 (0.37)		16.3	(3.64)
Neuseeland	504 (7.5)		522 (6.3)		521 (6.2)		537 (4.7)		13.4 (3.55)		1.3 (0.16)		1.1	(0.57)
Norwegen	502 (4.9)		497 (5.1)		504 (4.5)		509 (5.0)		4.3 (3.75)		1.1 (0.11)		0.1	(0.30)
Polen	498 (5.7)		494 (5.2)		504 (5.6)		505 (5.2)		3.2 (3.79)		1.0 (0.11)		0.1	(0.23)
Portugal	482 (6.0)		490 (8.0)		491 (7.2)		495 (7.0)		4.2 (3.84)		1.1 (0.14)		0.2	(0.34)
Slowak. Rep.	465 (10.5)		471 (8.7)		489 (7.3)		485 (8.0)		11.9 (6.30)		1.2 (0.20)		1.1	(1.19)
Slowenien	437 (1.6)		470 (2.9)		506 (2.3)		519 (2.3)		40.7 (1.29)		2.1 (0.11)		12.5	(0.72)
Spanien	475 (3.7)		479 (4.6)		476 (4.2)		495 (5.7)		9.2 (2.61)		1.2 (0.10)		0.9	(0.50)
Schweden	490 (5.9)		498 (6.9)		504 (5.0)		499 (6.5)		4.8 (4.67)		1.2 (0.12)		0.1	(0.25)
Schweiz	478 (4.5)		489 (7.7)		502 (6.1)		531 (6.6)		28.4 (4.71)		1.3 (0.13)		4.5	(1.48)
Türkei	441 (6.1)		466 (7.4)		468 (8.0)		483 (8.9)		17.4 (4.60)		1.5 (0.21)		3.8	(2.00)
Ver. Königreich	490 (5.2)		494 (5.6)		498 (6.7)		500 (5.4)		7.2 (3.27)		1.1 (0.10)		0.4	(0.35)
Ver. Staaten	484 (10.1)		506 (6.4)		499 (6.0)		511 (6.1)		12.8 (4.70)		1.4 (0.17)		1.1	(0.80)
OECD-Durchschnitt	473 (1.2)		489 (1.2)		499 (1.1)		513 (1.1)		18.0 (0.76)		1.5 (0.03)		3.7	(0.25)
Partnerländer	361 (7.2)		370 (8.5)		396 (9.0)		412 (10.6)		17.5 (5.41)		1.4 (0.19)		3.5	(2.14)
Albanien	358 (10.2)		401 (9.8)		415 (9.1)		425 (10.7)		27.8 (6.78)		1.9 (0.25)		5.7	(2.75)
Argentinien	363 (6.4)		360 (6.1)		372 (8.3)		350 (7.1)		-1.7 (3.20)		1.0 (0.16)		0.1	(0.24)
Aserbaidschan	396 (4.7)		414 (6.5)		423 (6.1)		457 (6.2)		21.1 (2.53)		1.5 (0.12)		6.6	(1.59)
Brasilien	406 (15.4)		416 (12.6)		442 (17.1)		483 (10.0)		34.2 (7.14)		1.6 (0.33)		8.2	(3.65)
Bulgarien	387 (6.7)		412 (6.1)		418 (9.9)		438 (6.3)		16.1 (4.23)		1.7 (0.21)		3.2	(1.66)
Kolumbien	427 (6.6)		469 (6.9)		498 (7.4)		509 (6.8)		39.0 (5.05)		2.5 (0.30)		13.0	(3.12)
Kroatien	440 (2.6)		466 (2.7)		486 (3.2)		475 (2.9)		16.8 (1.33)		1.5 (0.09)		1.9	(0.30)
Dubai (VAE)	502 (7.0)		539 (7.2)		546 (6.4)		545 (6.9)		19.4 (5.43)		1.9 (0.25)		3.6	(1.97)
Hongkong (China)	379 (6.1)		398 (5.2)		399 (7.2)		430 (8.7)		16.9 (3.79)		1.7 (0.27)		6.5	(2.75)
Indonesien	374 (8.0)		399 (6.6)		410 (6.8)		437 (6.9)		22.8 (3.70)		1.7 (0.22)		6.7	(2.25)
Jordanien	400 (6.9)		384 (7.3)		383 (7.6)		395 (7.3)		0.5 (4.29)		0.9 (0.12)		0.0	(0.17)
Kasachstan	313 (7.2)		305 (5.6)		306 (7.8)		333 (9.9)		9.8 (5.66)		1.0 (0.14)		0.8	(0.90)
Kirgisistan	481 (7.5)		482 (5.4)		486 (5.9)		486 (5.7)		3.7 (4.30)		1.1 (0.18)		0.1	(0.31)
Lettland	477 (7.4)		473 (8.0)		473 (7.9)		574 (6.5)		58.7 (5.53)		1.2 (0.31)		20.6	(3.34)
Liechtenstein	448 (5.1)		467 (7.0)		467 (7.2)		493 (6.5)		22.4 (4.04)		1.4 (0.14)		3.6	(1.31)
Litauen	463 (2.1)		489 (2.3)		485 (2.8)		510 (2.0)		15.3 (0.94)		1.6 (0.08)		3.8	(0.46)
Macau (China)	393 (2.7)		401 (4.8)		402 (2.5)		434 (2.5)		17.5 (1.45)		1.3 (0.10)		3.6	(0.57)
Montenegro	358 (18.2)		341 (17.1)		382 (13.4)		396 (12.9)		19.2 (7.36)		1.3 (0.34)		3.4	(2.86)
Panama	334 (8.5)		354 (7.9)		384 (8.1)		404 (8.9)		28.2 (4.57)		1.8 (0.24)		6.9	(2.06)
Peru	376 (1.8)		372 (1.6)		389 (1.6)		350 (1.9)		-14.7 (1.06)		0.7 (0.04)		1.2	(0.17)
Katar	403 (10.6)		401 (8.4)		443 (9.8)		451 (10.3)		24.7 (5.87)		1.4 (0.25)		7.0	(3.21)
Rumänien	447 (8.2)		462 (8.1)		465 (7.8)		463 (4.7)		7.8 (3.40)		1.3 (0.15)		0.6	(0.52)
Russ. Föderation	427 (9.0)		431 (8.6)		453 (6.3)		464 (8.3)		22.7 (6.13)		1.4 (0.22)		4.5	(2.41)
Serbien	539 (5.2)		538 (7.8)		563 (6.8)		583 (6.6)		16.4 (2.91)		1.3 (0.16)		5.3	(1.84)
Shanghai (China)	507 (2.4)		522 (3.1)		521 (3.1)		553 (2.7)		19.4 (1.32)		1.2 (0.06)		2.7	(0.36)
Singapur	475 (5.4)		485 (6.0)		512 (5.8)		510 (7.7)		14.8 (4.46)		1.4 (0.14)		2.2	(1.23)
Chinesisch Taipeh	404 (5.1)		408 (5.7)		425 (6.7)		448 (5.8)		19.0 (3.04)		1.4 (0.16)		7.0	(2.30)
Thailand	373 (3.0)		389 (3.7)		439 (2.9)		479 (2.8)		45.0 (1.27)		1.9 (0.12)		14.8	(0.72)
Trinidad und Tobago	389 (7.6)		403 (8.7)		418 (8.4)		404 (7.9)		5.5 (3.39)		1.3 (0.20)		0.6	(0.73)

Anmerkung: Statistisch signifikante Werte sind durch Fettdruck gekennzeichnet (siehe Anhang A3).
 StatLink <http://dx.doi.org/10.1787/888932343285>

[Teil 1/2]
**Index des Lehrermangels und Schülerleistungen im Bereich Lesekompetenz,
 nach nationalen Indexquartilen**
 Auf Grundlage der Angaben der Schulleitungen

Tabelle IV.3.20

	Index des Lehrermangels										Leistung auf der Gesamtskala Lesekompetenz nach nationalen Indexquartilen								
	Alle Schüler		Unterstes Quartil		Zweites Quartil		Drittes Quartil		Oberstes Quartil		Unterstes Quartil		Zweites Quartil		Drittes Quartil		Oberstes Quartil		
	Index-mittel	S.E.	Index-mittel	S.E.	Index-mittel	S.E.	Index-mittel	S.E.	Index-mittel	S.E.	Mittel-wert	S.E.	Mittel-wert	S.E.	Mittel-wert	S.E.	Mittel-wert	S.E.	
OECD-Länder																			
Australien	0.14	(0.06)	-1.02	(0.00)	-0.44	(0.04)	0.62	(0.02)	1.39	(0.04)	530	(5.3)	524	(3.6)	511	(6.7)	494	(4.6)	
Österreich	-0.35	(0.06)	-1.02	(0.00)	-1.02	(0.00)	-0.20	(0.05)	0.84	(0.06)	473	(6.6)	473	(7.0)	461	(9.9)	473	(9.1)	
Belgien	0.51	(0.05)	-0.75	(0.04)	0.30	(0.02)	0.86	(0.02)	1.63	(0.04)	533	(6.7)	513	(7.1)	500	(6.6)	486	(7.2)	
Kanada	-0.23	(0.03)	-1.02	(0.00)	-0.88	(0.01)	0.00	(0.02)	0.97	(0.03)	529	(3.4)	529	(3.0)	524	(2.9)	515	(2.8)	
Chile	0.29	(0.09)	-1.02	(0.00)	-0.26	(0.05)	0.79	(0.02)	1.67	(0.08)	454	(7.3)	445	(6.0)	461	(7.7)	438	(8.0)	
Tschech. Rep.	-0.02	(0.04)	-0.86	(0.03)	-0.26	(0.00)	0.18	(0.01)	0.87	(0.05)	513	(7.8)	493	(6.4)	457	(7.9)	449	(5.8)	
Dänemark	-0.12	(0.04)	-1.01	(0.01)	-0.26	(0.00)	0.07	(0.02)	0.71	(0.03)	507	(5.0)	495	(4.0)	493	(4.3)	485	(4.4)	
Estland	-0.11	(0.05)	-1.02	(0.00)	-0.31	(0.01)	0.10	(0.01)	0.81	(0.07)	509	(5.6)	506	(4.8)	489	(5.0)	500	(6.0)	
Finnland	-0.42	(0.04)	-1.02	(0.00)	-0.80	(0.03)	-0.25	(0.00)	0.39	(0.04)	538	(4.5)	538	(3.6)	536	(4.6)	532	(4.3)	
Frankreich	w	w	w	w	w	w	w	w	w	w	w	w	w	w	w	w	w	w	
Deutschland	0.53	(0.06)	-0.67	(0.05)	0.28	(0.02)	0.92	(0.03)	1.61	(0.05)	511	(9.5)	506	(8.3)	478	(9.0)	496	(9.4)	
Griechenland	-0.47	(0.07)	-1.02	(0.00)	-1.02	(0.00)	-0.31	(0.03)	0.49	(0.16)	483	(8.1)	484	(7.3)	478	(7.6)	485	(6.5)	
Ungarn	-0.55	(0.05)	-1.02	(0.00)	-1.02	(0.00)	-0.49	(0.03)	0.33	(0.05)	495	(7.5)	494	(7.5)	497	(7.9)	490	(9.6)	
Island	-0.24	(0.00)	-1.02	(0.00)	-0.81	(0.00)	0.03	(0.00)	0.84	(0.00)	503	(4.8)	504	(5.4)	494	(3.2)	491	(3.1)	
Irland	-0.29	(0.07)	-1.02	(0.00)	-0.90	(0.03)	-0.01	(0.03)	0.79	(0.09)	500	(7.6)	501	(6.7)	489	(7.5)	485	(7.8)	
Israel	0.19	(0.08)	-1.02	(0.00)	-0.22	(0.05)	0.52	(0.02)	1.48	(0.08)	484	(8.8)	470	(10.1)	475	(9.6)	467	(9.2)	
Italien	0.13	(0.03)	-1.02	(0.00)	-0.19	(0.02)	0.57	(0.01)	1.16	(0.03)	479	(5.5)	483	(5.6)	494	(5.1)	492	(5.0)	
Japan	-0.53	(0.05)	-1.02	(0.00)	-1.02	(0.00)	-0.57	(0.04)	0.49	(0.06)	521	(7.1)	520	(6.9)	528	(6.7)	511	(8.1)	
Korea	-0.02	(0.09)	-1.02	(0.00)	-0.64	(0.05)	0.51	(0.03)	1.08	(0.09)	540	(8.7)	537	(6.9)	539	(5.9)	542	(6.2)	
Luxemburg	1.15	(0.00)	-0.06	(0.00)	1.12	(0.00)	1.56	(0.00)	1.98	(0.00)	499	(2.3)	457	(2.2)	468	(3.4)	460	(3.2)	
Mexiko	0.46	(0.03)	-0.90	(0.02)	0.27	(0.01)	0.81	(0.01)	1.66	(0.03)	442	(3.6)	425	(3.4)	421	(5.1)	413	(4.5)	
Niederlande	0.51	(0.06)	-0.61	(0.06)	0.34	(0.02)	0.85	(0.02)	1.46	(0.04)	506	(12.6)	520	(11.0)	494	(12.5)	513	(10.4)	
Neuseeland	0.07	(0.05)	-1.02	(0.00)	-0.29	(0.03)	0.44	(0.03)	1.14	(0.03)	537	(5.1)	535	(4.7)	509	(8.0)	508	(5.7)	
Norwegen	0.31	(0.06)	-0.69	(0.05)	0.15	(0.02)	0.65	(0.01)	1.13	(0.03)	518	(5.2)	501	(4.8)	494	(4.5)	499	(4.4)	
Polen	-0.78	(0.04)	-1.02	(0.00)	-1.02	(0.00)	-1.02	(0.00)	-0.04	(0.05)	502	(4.2)	503	(4.5)	499	(5.6)	497	(5.9)	
Portugal	-0.80	(0.03)	-1.02	(0.00)	-1.02	(0.00)	-1.02	(0.00)	-0.14	(0.05)	491	(4.5)	490	(4.2)	490	(4.5)	487	(9.1)	
Slowak. Rep.	-0.29	(0.05)	-1.02	(0.00)	-0.57	(0.04)	-0.04	(0.02)	0.46	(0.06)	501	(7.3)	488	(6.4)	465	(6.3)	456	(7.4)	
Slowenien	-0.72	(0.00)	-1.02	(0.00)	-1.02	(0.00)	-0.88	(0.01)	0.06	(0.01)	484	(5.3)	481	(3.7)	484	(4.1)	483	(2.7)	
Spanien	-0.78	(0.02)	-1.02	(0.00)	-1.02	(0.00)	-1.02	(0.00)	-0.06	(0.03)	480	(3.2)	482	(3.1)	481	(3.0)	481	(3.6)	
Schweden	-0.34	(0.05)	-1.02	(0.00)	-0.80	(0.03)	-0.09	(0.02)	0.56	(0.05)	501	(6.5)	500	(5.0)	495	(6.1)	495	(6.0)	
Schweiz	-0.09	(0.05)	-1.02	(0.00)	-0.63	(0.04)	0.28	(0.02)	1.01	(0.05)	509	(6.5)	507	(7.0)	487	(5.5)	495	(7.1)	
Türkei	2.05	(0.10)	0.41	(0.13)	1.89	(0.04)	2.61	(0.01)	3.29	(0.01)	468	(7.5)	458	(8.3)	468	(7.1)	463	(9.9)	
Ver. Königreich	-0.08	(0.06)	-1.02	(0.00)	-0.80	(0.03)	0.29	(0.04)	1.22	(0.06)	507	(4.7)	497	(4.5)	487	(5.6)	492	(5.7)	
Ver. Staaten	-0.45	(0.06)	-1.02	(0.00)	-1.02	(0.00)	-0.55	(0.06)	0.79	(0.05)	510	(6.7)	513	(6.6)	502	(5.7)	476	(6.6)	
OECD-Durchschnitt	-0.04	(0.01)	-0.90	(0.01)	-0.42	(0.00)	0.19	(0.00)	0.97	(0.01)	502	(1.1)	496	(1.1)	489	(1.1)	486	(1.2)	
Partnerländer																			
Albanien	-0.06	(0.06)	-1.02	(0.00)	-0.54	(0.04)	0.16	(0.04)	1.18	(0.08)	404	(6.7)	388	(8.4)	384	(9.1)	363	(8.8)	
Argentinien	-0.17	(0.06)	-1.02	(0.00)	-0.90	(0.03)	0.14	(0.03)	1.10	(0.07)	414	(10.9)	415	(8.9)	397	(9.4)	373	(9.8)	
Aserbaidschan	-0.02	(0.09)	-1.02	(0.00)	-0.63	(0.05)	0.24	(0.04)	1.32	(0.10)	367	(7.5)	358	(6.8)	360	(7.6)	362	(9.0)	
Brasilien	0.12	(0.05)	-1.02	(0.00)	-0.42	(0.03)	0.55	(0.02)	1.38	(0.04)	439	(6.3)	419	(4.0)	404	(4.5)	388	(5.4)	
Bulgarien	-0.64	(0.05)	-1.02	(0.00)	-1.02	(0.00)	-0.59	(0.05)	0.08	(0.08)	420	(11.2)	426	(10.4)	423	(8.7)	449	(9.5)	
Kolumbien	0.16	(0.10)	-1.02	(0.00)	-0.46	(0.05)	0.53	(0.04)	1.60	(0.14)	433	(7.8)	420	(6.4)	410	(5.8)	390	(7.8)	
Kroatien	-0.19	(0.06)	-1.02	(0.00)	-0.81	(0.04)	0.07	(0.04)	1.01	(0.06)	490	(6.6)	488	(5.9)	471	(6.5)	457	(8.2)	
Dubai (VAE)	-0.43	(0.00)	-1.02	(0.00)	-1.02	(0.00)	-0.56	(0.01)	0.89	(0.00)	463	(3.4)	463	(3.6)	464	(3.2)	450	(2.8)	
Hongkong (China)	-0.50	(0.07)	-1.02	(0.00)	-1.02	(0.00)	-0.57	(0.05)	0.59	(0.10)	542	(4.8)	539	(5.3)	539	(6.3)	512	(8.7)	
Indonesien	0.30	(0.08)	-0.90	(0.03)	-0.04	(0.03)	0.59	(0.02)	1.54	(0.09)	422	(6.9)	399	(5.7)	394	(8.8)	392	(7.5)	
Jordanien	0.76	(0.10)	-0.90	(0.04)	0.27	(0.03)	1.08	(0.04)	2.60	(0.09)	422	(8.0)	402	(7.2)	392	(8.4)	404	(6.5)	
Kasachstan	0.47	(0.09)	-1.02	(0.00)	0.06	(0.04)	0.90	(0.03)	1.95	(0.08)	385	(8.9)	403	(9.1)	402	(8.5)	371	(4.0)	
Kirgisistan	0.92	(0.09)	-0.42	(0.09)	0.63	(0.03)	1.32	(0.03)	2.17	(0.08)	299	(8.2)	313	(8.1)	319	(9.2)	326	(7.8)	
Lettland	-0.43	(0.06)	-1.02	(0.00)	-1.01	(0.01)	-0.21	(0.01)	0.54	(0.08)	481	(5.7)	482	(5.5)	487	(5.0)	486	(5.7)	
Liechtenstein	-0.06	(0.01)	-1.02	(0.00)	-0.79	(0.01)	0.48	(0.01)	1.10	(0.00)	489	(8.9)	465	(9.8)	470	(8.4)	573	(7.1)	
Litauen	-0.37	(0.05)	-1.02	(0.00)	-0.77	(0.03)	-0.20	(0.01)	0.53	(0.06)	471	(6.1)	471	(4.8)	460	(5.5)	470	(7.5)	
Macau (China)	0.36	(0.00)	-1.02	(0.00)	-0.34	(0.01)	0.68	(0.00)	2.13	(0.00)	497	(1.8)	486	(2.3)	494	(2.2)	470	(1.9)	
Montenegro	-0.36	(0.01)	-1.02	(0.00)	-0.65	(0.01)	-0.21	(0.00)	0.44	(0.00)	426	(5.8)	410	(5.0)	392	(2.9)	403	(2.7)	
Panama	-0.14	(0.09)	-1.02	(0.00)	-0.80	(0.06)	0.20	(0.04)	1.08	(0.10)	387	(14.2)	376	(11.5)	360	(12.8)	370	(8.9)	
Peru	0.37	(0.06)	-0.92	(0.03)	0.13	(0.04)	0.76	(0.02)	1.52	(0.05)	406	(9.8)	368	(9.0)	366	(9.2)	334	(8.0)	
Katar	-0.25	(0.00)	-1.02	(0.00)	-1.02	(0.00)	-0.24	(0.00)	1.27	(0.00)	399	(3.0)	399	(2.7)	344	(2.0)	344	(1.7)	
Rumänien	-0.74	(0.03)	-1.02	(0.00)	-1.02	(0.00)	-0.85	(0.03)	-0.09	(0.04)	435	(5.3)	436	(5.4)	428	(5.7)	399	(10.3)	
Russ. Föderation	0.13	(0.08)	-1.02	(0.00)	-0.44	(0.04)	0.41	(0.03)	1.57	(0.07)	466	(7.6)	466	(4.7)	459	(5.6)	445	(5.9)	
Serbien	-0.64	(0.05)	-1.02	(0.00)	-1.02	(0.00)	-0.77	(0.04)	0.26	(0.08)	446	(4.2)	448	(4.3)	444	(4.6)	429	(5.6)	
Shanghai (China)	0.55	(0.11)	-1.02	(0.00)	-0.08	(0.06)	0.93	(0.03)	2.38	(0.12)	570	(6.2)	567	(6.1)	540	(6.5)	546	(7.7)	
Singapur	0.10	(0.01)	-1.02	(0.00)	-0.20	(0.01)	0.53	(0.00)	1.08	(0.01)	558	(2.4)	521	(2.1)	518	(2.3)	506	(2.6)	
Chinesisch Taipeh	-0.09	(0.01)	-1.02	(0.00)	-1.02	(0.00)	-0.21	(0.04)	1.88	(0.18)	509	(5.1)	507	(5.2)	484	(6.1)	481	(7.8)	
Thailand	0.79	(0.08)	-0.60	(0.07)	0.62	(0.03)	1.23	(0.02)	1.91	(0.06)	425	(6.9)	421	(6.6)	418	(6.4)	421	(7.8)	
Trinidad und Tobago	0.49	(0.01)	-0.84</																



[Teil 2/2]
**Index des Lehrermangels und Schülerleistungen im Bereich Lesekompetenz,
 nach nationalen Indexquartilen**

 Tabelle IV.3.20 *Auf Grundlage der Angaben der Schulleitungen*

	Varianz beim Index des Lehrermangels		Punktzahlveränderung auf der Gesamtskala Lesekompetenz, je Indexeinheit		Größere Wahrscheinlichkeit für Schüler im untersten Indexquartil, im nationalen untersten Quartil der Gesamtskala Lesekompetenz zu liegen		Erklärte Varianz der Schülerleistungen (R ² X 100)	
	Standardabweichung	S.E.	Effekt	S.E.	Quotient	S.E.	%	S.E.
OECD-Länder								
Australien	1.0	(0.0)	-14.5	(3.05)	0.8	(0.07)	2.1	(0.89)
Österreich	0.8	(0.0)	-0.3	(6.32)	0.9	(0.11)	0.0	(0.23)
Belgien	0.9	(0.0)	-20.5	(4.23)	0.6	(0.09)	3.6	(1.43)
Kanada	0.9	(0.0)	-6.0	(1.86)	0.9	(0.06)	0.3	(0.21)
Chile	1.1	(0.1)	-5.3	(3.72)	0.9	(0.13)	0.5	(0.72)
Tschech. Rep.	0.7	(0.0)	-38.3	(5.19)	0.6	(0.10)	8.3	(2.22)
Dänemark	0.6	(0.0)	-12.4	(3.72)	0.8	(0.08)	0.9	(0.55)
Estland	0.7	(0.0)	-7.5	(4.25)	0.9	(0.11)	0.4	(0.46)
Finnland	0.6	(0.0)	-6.3	(3.70)	1.0	(0.08)	0.2	(0.23)
Frankreich	w	w	w	w	w	w	w	w
Deutschland	0.9	(0.0)	-8.3	(5.90)	0.7	(0.15)	0.6	(0.91)
Griechenland	0.8	(0.1)	-2.1	(4.66)	1.0	(0.13)	0.0	(0.20)
Ungarn	0.6	(0.0)	-8.3	(10.33)	1.1	(0.16)	0.3	(0.82)
Island	0.8	(0.0)	-5.9	(1.79)	0.9	(0.07)	0.2	(0.14)
Irland	0.8	(0.1)	-7.1	(5.35)	0.9	(0.10)	0.3	(0.56)
Israel	1.0	(0.0)	-6.1	(4.92)	0.9	(0.14)	0.3	(0.50)
Italien	0.9	(0.0)	7.4	(3.62)	1.2	(0.13)	0.4	(0.42)
Japan	0.7	(0.0)	-4.3	(7.42)	1.0	(0.11)	0.1	(0.33)
Korea	0.9	(0.0)	0.9	(4.85)	1.0	(0.16)	0.0	(0.24)
Luxemburg	0.9	(0.0)	-24.3	(1.32)	0.6	(0.05)	4.1	(0.43)
Mexiko	1.0	(0.0)	-10.3	(1.96)	0.7	(0.07)	1.4	(0.55)
Niederlande	0.8	(0.0)	-1.2	(8.33)	1.1	(0.25)	0.0	(0.51)
Neuseeland	0.8	(0.0)	-16.0	(3.37)	0.7	(0.07)	1.8	(0.74)
Norwegen	0.7	(0.0)	-12.0	(3.63)	0.8	(0.09)	0.9	(0.54)
Polen	0.5	(0.0)	-5.6	(6.13)	1.0	(0.12)	0.1	(0.24)
Portugal	0.5	(0.0)	-4.7	(7.28)	0.9	(0.07)	0.1	(0.26)
Slowak. Rep.	0.6	(0.0)	-27.3	(9.02)	0.6	(0.11)	3.6	(2.16)
Slowenien	0.5	(0.0)	-1.9	(2.69)	1.0	(0.08)	0.0	(0.03)
Spanien	0.5	(0.0)	-0.4	(3.97)	1.0	(0.06)	0.0	(0.05)
Schweden	0.7	(0.0)	-3.6	(4.56)	0.9	(0.09)	0.1	(0.17)
Schweiz	0.8	(0.0)	-7.7	(4.05)	0.8	(0.09)	0.5	(0.51)
Türkei	1.2	(0.1)	-2.0	(4.07)	0.9	(0.14)	0.1	(0.43)
Ver. Königreich	1.0	(0.0)	-6.6	(3.04)	0.9	(0.07)	0.4	(0.41)
Ver. Staaten	0.8	(0.0)	-18.5	(4.98)	0.8	(0.09)	2.4	(1.20)
OECD-Durchschnitt	0.8	(0.0)	-8.7	(0.88)	0.9	(0.02)	1.0	(0.14)
Partnerländer								
Albanien	0.9	(0.0)	-16.1	(4.51)	0.7	(0.11)	2.1	(1.15)
Argentinien	0.9	(0.0)	-16.8	(7.02)	0.8	(0.14)	2.1	(1.66)
Aserbaidshjan	1.0	(0.1)	-3.1	(5.47)	0.9	(0.15)	0.2	(0.58)
Brasilien	1.0	(0.0)	-20.7	(3.34)	0.7	(0.07)	4.6	(1.41)
Bulgarien	0.5	(0.0)	24.7	(12.40)	1.1	(0.16)	1.3	(1.29)
Kolumbien	1.1	(0.1)	-16.5	(4.22)	0.7	(0.12)	4.3	(2.39)
Kroatien	0.9	(0.0)	-15.6	(5.80)	0.8	(0.11)	2.4	(1.86)
Dubai (VAE)	0.9	(0.0)	-9.9	(1.21)	1.0	(0.07)	0.7	(0.18)
Hongkong (China)	0.8	(0.1)	-17.9	(5.72)	0.8	(0.11)	2.6	(1.78)
Indonesien	1.0	(0.1)	-14.0	(3.68)	0.6	(0.13)	4.1	(2.19)
Jordanien	1.3	(0.1)	-3.8	(2.93)	0.7	(0.13)	0.3	(0.50)
Kasachstan	1.1	(0.1)	-2.6	(3.29)	1.1	(0.18)	0.1	(0.30)
Kirgisistan	1.0	(0.1)	6.1	(4.55)	1.3	(0.17)	0.4	(0.64)
Lettland	0.7	(0.0)	2.8	(4.43)	1.1	(0.13)	0.1	(0.22)
Liechtenstein	0.9	(0.0)	27.1	(3.75)	1.2	(0.25)	9.0	(2.36)
Litauen	0.7	(0.0)	1.1	(6.59)	0.9	(0.11)	0.0	(0.25)
Macau (China)	1.3	(0.0)	-7.6	(0.63)	0.8	(0.06)	1.7	(0.28)
Montenegro	0.6	(0.0)	-14.6	(3.76)	0.7	(0.09)	0.9	(0.45)
Panama	0.9	(0.1)	-10.1	(8.07)	0.9	(0.21)	0.9	(1.47)
Peru	0.9	(0.0)	-28.4	(5.46)	0.5	(0.11)	7.3	(2.84)
Katar	1.0	(0.0)	-22.6	(0.86)	0.6	(0.05)	4.1	(0.31)
Rumänien	0.4	(0.0)	-37.0	(11.72)	0.8	(0.10)	3.3	(1.93)
Russ. Föderation	1.1	(0.0)	-6.2	(4.11)	0.9	(0.12)	0.5	(0.71)
Serbien	0.6	(0.1)	-15.1	(5.00)	1.0	(0.14)	1.3	(0.85)
Shanghai (China)	1.4	(0.1)	-6.3	(2.81)	0.7	(0.12)	1.1	(1.02)
Singapur	0.8	(0.0)	-24.3	(1.34)	0.5	(0.05)	4.4	(0.47)
Chinesisch Taipeh	1.3	(0.1)	-7.8	(3.40)	0.7	(0.09)	1.4	(1.21)
Thailand	1.0	(0.0)	-4.2	(4.77)	0.9	(0.14)	0.3	(0.85)
Trinidad und Tobago	1.0	(0.0)	-19.9	(1.37)	0.7	(0.05)	3.2	(0.44)
Tunesien	0.6	(0.0)	-9.2	(7.89)	0.9	(0.10)	0.4	(0.64)
Uruguay	0.9	(0.0)	-10.3	(3.21)	0.8	(0.12)	1.0	(0.59)

Anmerkung: Statistisch signifikante Werte sind durch Fettdruck gekennzeichnet (siehe Anhang A3).
 StatLink <http://dx.doi.org/10.1787/888932343285>


[Teil 1/1]

Tabelle IV.3.21a Lehrergehälter: Systemebene

	Referenzjahr für die Gehaltsdaten von 2008	Verhältnis des Lehrergehalts nach 15 Jahren Berufserfahrung (Mindestausbildung) zum Pro-Kopf-BIP				
		Primarbereich	Sekundarbereich I	Sekundarbereich II, allgemeinbildender Zweig	Inflationsbereinigung (2008)	
OECD-Länder	Australien ^a	2008	1.25	1.27	1.27	0.98
	Österreich ^a	2007/2008	1.02	1.10	1.13	1.00
	Belgien (Fl.) ^a	2007/2008	1.17	1.17	1.51	1.00
	Belgien (Fr.) ^a	2007/2008	1.13	1.13	1.44	1.00
	Chile		m	m	m	m
	Tschech. Rep. ^a	2007/2008	0.89	0.91	0.97	1.00
	Dänemark ^a	2007/2008	1.16	1.16	1.40	1.00
	England ^a	2007/2008	1.26	1.26	1.26	1.00
	Estland ^a	2007/2008	0.61	0.61	0.61	1.00
	Finnland ^a	2007	1.07	1.15	1.26	1.00
	Frankreich ^a	2007/2008	0.97	1.05	1.05	1.00
	Deutschland ^a	2007/2008	1.55	1.69	1.82	1.00
	Griechenland ^a	2007	1.13	1.13	1.13	1.02
	Ungarn ^a	2008	0.78	0.78	0.94	0.98
	Island ^a	2007/2008	0.74	0.74	0.87	1.00
	Irland ^a	2007/2008	1.26	1.26	1.26	1.00
	Israel ^a	2007/2008	0.73	0.82	0.82	1.00
	Italien ^a	2007/2008	1.01	1.10	1.13	1.00
	Japan ^a	2007/2008	1.44	1.44	1.44	1.00
	Korea ^a	2008	2.01	2.01	2.01	0.99
	Luxemburg ^a	2007/2008	0.81	1.18	1.18	1.00
	Mexiko ^a	2007/2008	1.33	1.69	m	1.00
	Niederlande ^a	2007/2008	1.14	1.25	1.66	1.00
	Neuseeland ^a	2008	1.42	1.42	1.42	0.98
	Norwegen ^a	2007	0.66	0.66	0.69	0.91
	Polen ^a	2007/2008	0.84	0.96	1.10	1.00
	Portugal ^a	2007/2008	1.55	1.55	1.55	1.00
	Scotland ^a	2007/2008	1.38	1.38	1.38	1.00
	Slowak. Rep.		m	m	m	m
	Slowenien ^a	2007/2008	1.18	1.18	1.18	1.00
	Spanien ^a	2007/2008	1.36	1.49	1.56	1.00
	Schweden ^a	2007	0.90	0.92	0.98	1.02
	Schweiz ^a	2007/2008	1.34	1.53	1.80	1.00
	Türkei		m	m	m	m
Ver. Staaten ^a	2007/2008	0.94	0.94	1.01	1.00	
OECD-Durchschnitt		1.13	1.18	1.25		
Partnerländer	Albanien		m	m	m	m
	Argentinien ^{b,1}	2007	m	m	m	1.09
	Aserbaidschan		m	m	m	m
	Brasilien		m	m	m	m
	Bulgarien ^{b,1}	2007/2008	1.00	1.00	1.00	1.00
	Kolumbien ^{b,1}	2008	1.07	1.20	1.46	0.96
	Kroatien ^{b,1}	2007/2008	0.34	0.34	0.38	1.00
	Dubai (VAE) ^{b,1}	2007/2008	m	m	m	m
	Hongkong (China) ^{b,1}	2007/2008	1.86	2.34	2.34	1.00
	Indonesien		m	m	m	m
	Jordanien		m	m	m	m
	Kasachstan		m	m	m	m
	Kirgisistan ^{b,1}	2007/2008	1.02	1.02	1.02	1.00
	Lettland ^{b,1}	7. August 2007	m	m	m	m
	Liechtenstein		m	m	m	m
	Litauen ^{b,1}	2007/2008	m	m	m	m
	Macau (China) ^{b,1}	2007/2008	1.02	1.23	1.23	1.00
	Montenegro ^{b,1}	2007	1.34	1.34	1.34	1.00
	Panama		m	m	m	m
	Peru ^{b,1}	2008	0.98	0.97	0.97	1.00
	Katar ^{b,1}	2007/2008	0.50	0.50	0.50	1.00
	Rumänien		m	m	m	m
	Russ. Föderation ^a		m	m	m	m
	Serbien		m	m	m	m
	Shanghai (China) ^{b,1}	2007/2008	1.39	1.71	1.75	1.00
	Singapur ^{b,1}	2007	1.67	1.67	1.67	1.00
	Chinesisch Taipeh ^{b,1}	2007	1.55	1.55	1.55	1.00
Thailand ^{b,1}	2007/2008	2.19	2.19	2.19	1.00	
Trinidad und Tobago		m	m	m	m	
Tunesien		m	m	m	m	
Uruguay		m	m	m	m	

1. Die BIP-Daten für die Teilnehmerländer an der PISA-Systemdatensammlung 2010 sind der Datenbank des UNESCO Instituts für Statistik entnommen (27-05-2010).
Quelle: a. *Bildung auf einen Blick 2010: OECD Indikatoren* (OECD, 2010a). Wegen weiterer Anmerkungen, vgl. *Education at a Glance: www.oecd.org/edu/eag2010*.

b. PISA-Systemdatensammlung 2010.

StatLink  <http://dx.doi.org/10.1787/888932343285>



[Teil 1/1]

Tabelle IV.3.21b Gesamtausgaben der Bildungseinrichtungen: Systemebene

		Gesamtausgaben der Bildungseinrichtungen je Schüler im Alter von 6 und 15 Jahren	
		Referenzjahre	In US-Dollar-Äquivalenten ausgedrückt, umgerechnet auf der Basis von Kaufkraftparitäten
OECD-Länder	Australien ^a	2007	72 386
	Österreich ^a	2007	97 789
	Belgien ^a	2007	80 145
	Kanada ^{a,1}	2006	80 451
	Chile ^a	2008	23 597
	Tschech. Rep. ^a	2007	44 761
	Dänemark ^a	2007	87 642
	Estland ^a	2007	43 037
	Finnland ^a	2007	71 385
	Frankreich ^a	2007	74 659
	Deutschland ^a	2007	63 296
	Griechenland ^a	2005	48 422
	Ungarn ^{a,1}	2007	44 342
	Island ^a	2007	94 847
	Irland ^a	2007	75 924
	Israel ^a	2007	53 321
	Italien ^{a,1}	2007	77 310
	Japan ^a	2007	77 681
	Korea ^a	2007	61 104
	Luxemburg ^{a,1}	2007	155 624
	Mexiko ^a	2007	21 175
	Niederlande ^a	2007	80 348
	Neuseeland ^a	2007	48 633
	Norwegen ^a	2007	101 265
	Polen ^{a,1}	2007	39 964
	Portugal ^{a,1}	2007	56 803
	Slowak. Rep. ^a	2007	32 200
	Slowenien ^a	2007	77 898
Spanien ^a	2007	74 119	
Schweden ^a	2007	82 753	
Schweiz ^{a,1}	2007	104 352	
Türkei ^{a,1}	2006	12 708	
Ver. Königreich ^a	2007	84 899	
Ver. Staaten ^a	2007	105 752	
OECD-Durchschnitt			69 135
Partnerländer	Albanien	m	m
	Argentinien ^b	2007	m
	Aserbaidschan	2007	m
	Brasilien ^{a,1}	2007	18 261
	Bulgarien ^b	2007	m
	Kolumbien ^b	2007	19 067
	Kroatien ^b	2007	34 569
	Dubai (VAE) ^b	2007	m
	Hongkong (China) ^b	2007	m
	Indonesien	2007	m
	Jordanien	2007	m
	Kasachstan		m
	Kirgisistan ^b	2007	3 010
	Lettland ^b	2007	m
	Liechtenstein	m	m
	Litauen ^b	2007	m
	Macau (China) ^b	2007	m
	Montenegro ^b	2007	m
	Panama ^b	2007	m
	Peru ^b	2007	m
	Katar ^b	2007	m
	Rumänien	m	m
	Russ. Föderation ^{a,1}	2007	17 499
	Serbien	m	m
	Shanghai (China) ^b	2007	42 064
	Singapur ^b	2007	m
	Chinesisch Taipeh ^b	2007	18 370
	Thailand ^b	2007	46 331
Trinidad und Tobago ^b	2007	m	
Tunesien	m	m	
Uruguay	m	m	

1. Nur öffentliche Einrichtungen.

Quelle: a. Auf der Basis von *Bildung auf einen Blick 2010: OECD Indikatoren* (OECD, 2010a), Tabelle B.1.3a. Wegen weiterer Anmerkungen, vgl. *Bildung auf einen Blick* (OECD, 2010a) Anhang 3, in englischer Sprache online verfügbar unter: www.oecd.org/edu/eag2010.

b. PISA-Systemdatensammlung 2010.

StatLink <http://dx.doi.org/10.1787/888932343285>

[Teil 1/1]
 Tabelle IV.3.21c Pro-Kopf-BIP: Systemebene


		Pro-Kopf-BIP	
		Referenzjahr	In US-Dollar-Äquivalenten ausgedrückt, umgerechnet auf der Basis von Kaufkraftparitäten
OECD-Länder	Australien ^a	2007	37 615
	Österreich ^a	2007	36 839
	Belgien ^a	2007	34 662
	Kanada ^a	2006	36 397
	Chile ^a	2008	14 106
	Tschech. Rep. ^a	2007	23 995
	Dänemark ^a	2007	36 326
	Estland ^a	2007	20 620
	Finnland ^a	2007	35 322
	Frankreich ^a	2007	32 495
	Deutschland ^a	2007	34 683
	Griechenland ^a	2007	27 793
	Ungarn ^a	2007	18 763
	Island ^a	2007	36 325
	Irland ^a	2007	44 381
	Israel ^a	2007	26 444
	Italien ^a	2007	31 016
	Japan ^a	2007	33 635
	Korea ^a	2007	26 574
	Luxemburg ^a	2007	82 456
	Mexiko ^a	2007	14 128
	Niederlande ^a	2007	39 594
	Neuseeland ^a	2007	27 020
	Norwegen ^a	2007	53 672
	Polen ^a	2007	16 312
	Portugal ^a	2007	22 638
	Slowak. Rep. ^a	2007	20 270
Slowenien ^a	2007	26 557	
Spanien ^a	2007	31 469	
Schweden ^a	2007	36 785	
Schweiz ^a	2007	41 800	
Türkei ^a	2007	13 362	
Ver. Königreich ^a	2007	34 957	
Ver. Staaten ^a	2007	46 434	
OECD-Durchschnitt			32 219
Partnerländer	Albanien		m
	Argentinien ^b	2007	13 243
	Aserbaidschan ^b	2007	8 090
	Brasilien ^a	2007	10 770
	Bulgarien ^b	2007	11 249
	Kolumbien ^b	2007	8 515
	Kroatien ^b	2007	18 337
	Dubai (VAE)		m
	Hongkong (China) ^b	2007	42 178
	Indonesien ^b	2007	3 727
	Jordanien ^b	2007	5 007
	Kasachstan ^b	2007	10 917
	Kirgisistan ^b	2007	1 994
	Lettland ^b	2007	17 397
	Liechtenstein		m
	Litauen ^b	2007	17 933
	Macau (China) ^b	2007	52 691
	Montenegro ^b	2007	12 476
	Panama ^b	2007	11 381
	Peru ^b	2007	7 682
	Katar		m
	Rumänien ^b	2007	11 673
	Russ. Föderation ^a	2007	14 765
	Serbien ^b	2007	10 270
	Shanghai (China) ^b	2007	5 340
	Singapur ^b	2007	51 462
	Chinesisch Taipeh ^c	2007	17 154
	Thailand ^b	2007	7 722
	Trinidad und Tobago ^b	2007	24 541
Tunesien ^b	2007	7 637	
Uruguay ^b	2007	11 429	

1. Daten in China.

 Quelle: a. *Bildung auf einen Blick 2010: OECD Indikatoren* (OECD, 2010a). Wegen weiterer Anmerkungen, vgl. *Bildung auf einen Blick* (OECD, 2010a) Anhang 3, in englischer Sprache online verfügbar unter: www.oecd.org/edu/eag2010.

b. UNESCO Institut für Statistik.

c. National Statistics in Chinese Taipei (2010).

 StatLink  <http://dx.doi.org/10.1787/888932343285>



[Teil 1/1]
Klassengröße im Testsprachenunterricht
Auf Grundlage der Schülerangaben

Tabelle IV.3.22


	Klassengröße		Varianz der Klassengröße		Schulvarianz bei der Verteilung der Klassengröße
	Mittelwert	S.E.	Standardabweichung	S.E.	Anteil der Indexvarianz zwischen Schulen
<i>OECD-Länder</i>	Australien	22.9 (0.1)	5.1 (0.1)	0.35	
	Österreich	20.8 (0.2)	6.3 (0.1)	0.40	
	Belgien	18.5 (0.1)	5.3 (0.1)	0.55	
	Kanada	25.1 (0.1)	6.0 (0.1)	0.66	
	Chile	36.5 (0.4)	7.3 (0.2)	0.75	
	Tschech. Rep.	24.0 (0.2)	5.2 (0.1)	0.66	
	Dänemark	19.4 (0.2)	4.2 (0.2)	0.62	
	Estland	22.5 (0.3)	7.3 (0.2)	0.78	
	Finnland	19.2 (0.2)	4.1 (0.1)	0.50	
	Frankreich	26.9 (0.3)	6.6 (0.2)	0.56	
	Deutschland	24.8 (0.2)	5.1 (0.1)	0.61	
	Griechenland	22.6 (0.3)	4.5 (0.2)	0.85	
	Ungarn	28.5 (0.3)	6.9 (0.2)	0.70	
	Island	18.7 (0.1)	5.6 (0.1)	0.60	
	Irland	22.7 (0.2)	5.4 (0.1)	0.33	
	Israel	28.5 (0.3)	9.8 (0.3)	0.47	
	Italien	20.9 (0.1)	4.6 (0.1)	0.56	
	Japan	37.1 (0.2)	5.9 (0.3)	0.92	
	Korea	35.9 (0.3)	5.1 (0.3)	0.93	
	Luxemburg	21.0 (0.0)	4.7 (0.1)	0.47	
	Mexiko	34.7 (0.2)	11.4 (0.2)	0.78	
	Niederlande	23.7 (0.3)	5.3 (0.1)	0.37	
	Neuseeland	24.2 (0.1)	5.3 (0.1)	0.51	
	Norwegen	23.4 (0.3)	6.8 (0.4)	0.69	
	Polen	22.5 (0.2)	4.4 (0.1)	0.79	
	Portugal	22.3 (0.2)	4.9 (0.1)	0.46	
	Slowak. Rep.	24.0 (0.3)	5.6 (0.2)	0.64	
	Slowenien	28.2 (0.1)	5.1 (0.1)	0.82	
	Spanien	21.8 (0.2)	6.6 (0.1)	0.40	
	Schweden	21.0 (0.2)	5.3 (0.1)	0.47	
	Schweiz	18.6 (0.1)	4.3 (0.1)	0.51	
	Türkei	27.0 (0.4)	9.9 (0.3)	0.32	
	Ver. Königreich	25.0 (0.1)	5.9 (0.1)	0.38	
Ver. Staaten	24.4 (0.3)	7.4 (0.2)	0.34		
OECD-Durchschnitt	24.6 (0.0)	6.0 (0.0)	0.58		
<i>Partnerländer</i>	Albanien	26.1 (0.5)	10.8 (0.7)	0.53	
	Argentinien	28.1 (0.5)	8.4 (0.3)	0.60	
	Aserbaidschan	18.6 (0.3)	5.6 (0.2)	0.39	
	Brasilien	33.8 (0.2)	9.0 (0.2)	0.50	
	Bulgarien	22.4 (0.3)	5.2 (0.2)	0.47	
	Kolumbien	35.1 (0.5)	7.9 (0.3)	0.67	
	Kroatien	26.2 (0.3)	5.7 (0.2)	0.62	
	Dubai (VAE)	24.8 (0.1)	7.9 (0.1)	0.52	
	Hongkong (China)	35.6 (0.3)	6.9 (0.2)	0.49	
	Indonesien	34.2 (0.5)	8.6 (0.4)	0.61	
	Jordanien	32.3 (0.5)	9.4 (0.3)	0.82	
	Kasachstan	22.5 (0.3)	6.2 (0.2)	0.84	
	Kirgisistan	22.1 (0.3)	6.8 (0.2)	0.45	
	Lettland	19.4 (0.3)	6.4 (0.2)	0.61	
	Liechtenstein	16.2 (0.2)	4.4 (0.1)	0.58	
	Litauen	22.7 (0.3)	6.1 (0.2)	0.77	
	Macau (China)	38.4 (0.0)	6.8 (0.1)	0.83	
	Montenegro	28.1 (0.1)	6.0 (0.1)	0.56	
	Panama	28.5 (0.6)	7.4 (0.3)	0.63	
	Peru	28.9 (0.5)	9.9 (0.3)	0.71	
	Katar	25.9 (0.1)	8.0 (0.1)	0.54	
	Rumänien	24.4 (0.3)	6.6 (0.2)	0.66	
	Russ. Föderation	21.1 (0.3)	6.6 (0.2)	0.82	
	Serbien	26.7 (0.2)	5.8 (0.2)	0.54	
	Shanghai (China)	39.0 (0.4)	8.1 (0.3)	0.71	
	Singapur	34.9 (0.1)	7.1 (0.1)	0.31	
	Chinesisch Taipeh	39.5 (0.3)	8.0 (0.2)	0.70	
	Thailand	37.7 (0.4)	9.1 (0.3)	0.81	
	Trinidad und Tobago	28.1 (0.1)	8.8 (0.1)	0.45	
	Tunesien	28.3 (0.2)	5.4 (0.2)	0.43	
	Uruguay	25.6 (0.3)	7.6 (0.2)	0.59	

StatLink <http://dx.doi.org/10.1787/888932343285>

[Teil 1/2]
Index der Qualität der Ausstattung mit Lehr- und Sachmitteln und Schülerleistungen im Bereich Lesekompetenz, nach nationalen Indexquartilen
Auf Grundlage der Angaben der Schulleitungen

Tabelle IV.3.23

	Index der Qualität der Ausstattung mit Lehr- und Sachmitteln										Leistung auf der Gesamtskala Lesekompetenz nach nationalen Indexquartilen							
	Alle Schüler		Unterstes Quartil		Zweites Quartil		Drittes Quartil		Oberstes Quartil		Unterstes Quartil		Zweites Quartil		Drittes Quartil		Oberstes Quartil	
	Index-	S.E.	Index-	S.E.	Index-	S.E.	Index-	S.E.	Index-	S.E.	Mittel-	S.E.	Mittel-	S.E.	Mittel-	S.E.	Mittel-	S.E.
	w	w	w	w	w	w	w	w	w	w	w	w	w	w	w	w	w	w
OECD-Länder	Australien	0.44 (0.06)	-0.85 (0.05)	-0.04 (0.02)	0.75 (0.04)	1.90 (0.01)	499 (4.2)	509 (7.1)	523 (6.1)	528 (4.6)								
	Österreich	0.26 (0.06)	-0.84 (0.05)	-0.10 (0.02)	0.43 (0.03)	1.54 (0.06)	469 (9.9)	462 (9.7)	472 (9.6)	476 (9.5)								
	Belgien	0.10 (0.06)	-1.07 (0.07)	-0.30 (0.02)	0.31 (0.02)	1.47 (0.06)	493 (7.5)	504 (8.3)	512 (7.2)	517 (8.1)								
	Kanada	0.39 (0.04)	-0.74 (0.04)	-0.04 (0.01)	0.57 (0.02)	1.78 (0.03)	521 (3.9)	517 (3.3)	526 (3.0)	532 (3.2)								
	Chile	-0.42 (0.09)	-1.85 (0.08)	-0.77 (0.03)	-0.15 (0.03)	1.10 (0.10)	427 (9.1)	442 (5.5)	455 (7.1)	476 (6.7)								
	Tschech. Rep.	-0.12 (0.05)	-0.93 (0.05)	-0.36 (0.01)	0.05 (0.02)	0.78 (0.05)	483 (8.3)	475 (7.9)	475 (6.6)	479 (8.8)								
	Dänemark	0.14 (0.05)	-0.65 (0.04)	-0.20 (0.01)	0.23 (0.02)	1.18 (0.07)	494 (4.0)	496 (4.8)	495 (5.0)	496 (5.1)								
	Estland	0.04 (0.05)	-0.70 (0.07)	-0.22 (0.01)	0.14 (0.01)	0.94 (0.07)	492 (5.3)	499 (4.7)	508 (6.4)	506 (6.0)								
	Finnland	-0.18 (0.07)	-1.08 (0.05)	-0.48 (0.01)	-0.06 (0.02)	0.88 (0.10)	531 (3.9)	534 (3.5)	539 (4.7)	541 (4.3)								
	Frankreich	w	w	w	w	w	w	w	w	w	w							
	Deutschland	-0.01 (0.07)	-1.09 (0.06)	-0.30 (0.02)	0.14 (0.02)	1.20 (0.07)	487 (10.2)	498 (8.8)	503 (8.1)	503 (8.3)								
	Griechenland	-0.09 (0.07)	-1.21 (0.09)	-0.37 (0.02)	0.12 (0.03)	1.08 (0.09)	474 (6.8)	480 (9.5)	483 (12.8)	493 (7.8)								
	Ungarn	0.26 (0.07)	-0.70 (0.06)	-0.09 (0.02)	0.38 (0.03)	1.45 (0.07)	486 (11.1)	492 (8.9)	512 (8.7)	487 (10.8)								
	Island	0.43 (0.00)	-0.62 (0.00)	0.03 (0.00)	0.69 (0.00)	1.61 (0.00)	498 (3.5)	492 (3.0)	494 (3.0)	509 (3.0)								
	Irland	-0.34 (0.10)	-1.54 (0.09)	-0.75 (0.02)	-0.25 (0.03)	1.18 (0.13)	500 (7.3)	497 (7.6)	471 (9.1)	508 (8.2)								
	Israel	-0.03 (0.08)	-1.36 (0.09)	-0.40 (0.02)	0.24 (0.03)	1.38 (0.07)	455 (10.5)	465 (11.1)	470 (8.9)	508 (7.1)								
	Italien	-0.09 (0.03)	-1.15 (0.03)	-0.40 (0.01)	0.09 (0.01)	1.09 (0.05)	466 (5.1)	482 (4.2)	500 (4.9)	498 (5.5)								
	Japan	0.50 (0.08)	-0.75 (0.07)	0.17 (0.02)	0.73 (0.02)	1.86 (0.02)	500 (7.6)	537 (8.0)	516 (10.4)	526 (10.4)								
	Korea	0.06 (0.07)	-0.78 (0.04)	-0.22 (0.02)	0.02 (0.02)	1.23 (0.12)	541 (7.4)	548 (8.0)	536 (7.1)	533 (8.3)								
	Luxemburg	0.31 (0.00)	-0.64 (0.00)	-0.09 (0.00)	0.24 (0.00)	1.73 (0.00)	495 (2.4)	444 (2.7)	447 (2.9)	497 (2.3)								
	Mexiko	-0.82 (0.04)	-2.20 (0.04)	-1.22 (0.01)	-0.52 (0.01)	0.66 (0.05)	396 (5.4)	408 (3.3)	431 (3.8)	466 (3.3)								
	Niederlande	0.32 (0.07)	-0.65 (0.06)	-0.06 (0.02)	0.52 (0.03)	1.48 (0.07)	495 (10.0)	525 (8.9)	515 (8.0)	498 (15.5)								
	Neuseeland	0.20 (0.06)	-0.77 (0.04)	-0.18 (0.01)	0.23 (0.02)	1.53 (0.07)	512 (6.0)	517 (7.4)	527 (5.0)	533 (6.6)								
	Norwegen	-0.24 (0.05)	-0.98 (0.04)	-0.53 (0.01)	-0.10 (0.02)	0.67 (0.07)	493 (4.2)	497 (5.0)	512 (5.1)	509 (5.2)								
	Polen	0.29 (0.05)	-0.66 (0.06)	-0.01 (0.02)	0.41 (0.02)	1.41 (0.07)	502 (5.8)	503 (4.2)	500 (5.2)	496 (6.4)								
	Portugal	-0.17 (0.06)	-1.01 (0.04)	-0.55 (0.01)	-0.08 (0.03)	0.95 (0.08)	480 (7.7)	488 (6.1)	486 (6.8)	504 (5.8)								
	Slowak. Rep.	-0.46 (0.06)	-1.34 (0.06)	-0.74 (0.02)	-0.28 (0.02)	0.52 (0.07)	476 (7.4)	469 (8.6)	480 (9.4)	485 (9.6)								
	Slowenien	0.48 (0.01)	-0.40 (0.00)	0.12 (0.00)	0.66 (0.00)	1.56 (0.01)	457 (2.0)	478 (2.9)	507 (2.0)	490 (2.1)								
Spanien	0.01 (0.05)	-0.99 (0.05)	-0.27 (0.01)	0.18 (0.02)	1.10 (0.07)	480 (3.8)	476 (4.4)	485 (4.8)	483 (4.3)									
Schweden	0.01 (0.06)	-0.90 (0.05)	-0.28 (0.02)	0.17 (0.02)	1.04 (0.08)	484 (6.4)	493 (5.2)	504 (6.4)	511 (6.8)									
Schweiz	0.53 (0.07)	-0.47 (0.06)	0.15 (0.02)	0.71 (0.02)	1.72 (0.03)	499 (7.2)	495 (6.4)	495 (6.9)	512 (7.0)									
Türkei	-1.35 (0.06)	-2.23 (0.08)	-1.53 (0.01)	-1.18 (0.01)	-0.48 (0.06)	457 (5.6)	465 (9.4)	463 (8.4)	472 (7.0)									
Ver. Königreich	0.45 (0.07)	-0.64 (0.04)	-0.03 (0.02)	0.63 (0.03)	1.85 (0.02)	497 (5.1)	498 (6.2)	489 (6.4)	500 (5.7)									
Ver. Staaten	0.51 (0.08)	-0.74 (0.05)	-0.03 (0.03)	0.87 (0.05)	1.93 (0.00)	490 (11.2)	491 (6.2)	505 (5.4)	513 (7.8)									
OECD-Durchschnitt	0.04 (0.01)	-0.99 (0.01)	-0.31 (0.00)	0.21 (0.00)	1.25 (0.01)	486 (1.2)	490 (1.2)	495 (1.2)	503 (1.3)									
Partnerländer	Albanien	-0.74 (0.06)	-1.75 (0.06)	-1.00 (0.02)	-0.53 (0.02)	0.32 (0.10)	359 (7.2)	371 (7.4)	399 (9.3)	410 (10.2)								
	Argentinien	-0.63 (0.11)	-2.26 (0.08)	-1.02 (0.03)	-0.25 (0.03)	0.99 (0.13)	348 (12.0)	389 (9.7)	404 (10.5)	454 (9.3)								
	Aserbaidschan	-0.58 (0.07)	-1.50 (0.06)	-0.90 (0.02)	-0.45 (0.02)	0.54 (0.11)	368 (7.1)	345 (7.1)	362 (9.1)	371 (7.9)								
	Brasilien	-0.73 (0.04)	-1.90 (0.04)	-1.15 (0.01)	-0.60 (0.02)	0.72 (0.06)	382 (5.7)	403 (4.6)	406 (7.0)	459 (6.3)								
	Bulgarien	-0.10 (0.07)	-0.88 (0.05)	-0.41 (0.02)	0.04 (0.02)	0.86 (0.12)	435 (15.7)	423 (10.3)	428 (14.6)	432 (16.1)								
	Kolumbien	-1.10 (0.11)	-2.51 (0.11)	-1.52 (0.03)	-0.89 (0.04)	0.51 (0.16)	390 (7.9)	392 (6.6)	413 (6.8)	457 (5.5)								
	Kroatien	-0.21 (0.07)	-1.18 (0.05)	-0.54 (0.02)	-0.04 (0.02)	0.93 (0.10)	473 (7.6)	485 (9.6)	473 (5.7)	473 (9.3)								
	Dubai (VAE)	0.89 (0.00)	-0.51 (0.00)	0.54 (0.00)	1.58 (0.00)	1.93 (0.00)	418 (2.3)	455 (2.0)	482 (2.8)	485 (2.8)								
	Hongkong (China)	0.83 (0.08)	-0.42 (0.07)	0.44 (0.03)	1.37 (0.05)	1.93 (0.00)	525 (8.5)	527 (7.5)	530 (7.1)	551 (6.6)								
	Indonesien	-1.19 (0.09)	-2.50 (0.07)	-1.61 (0.03)	-0.82 (0.04)	0.16 (0.09)	374 (5.1)	395 (7.2)	412 (6.2)	426 (7.3)								
	Jordanien	-0.33 (0.08)	-1.64 (0.09)	-0.61 (0.03)	-0.06 (0.02)	0.99 (0.09)	402 (6.9)	405 (5.8)	399 (7.3)	414 (8.8)								
	Kasachstan	-0.76 (0.07)	-1.96 (0.07)	-1.14 (0.02)	-0.53 (0.02)	0.61 (0.12)	383 (7.2)	386 (7.2)	385 (9.1)	407 (8.4)								
	Kirgisistan	-1.72 (0.08)	-2.79 (0.05)	-2.03 (0.02)	-1.48 (0.03)	-0.58 (0.09)	298 (8.1)	300 (6.7)	311 (6.8)	347 (10.7)								
	Lettland	-0.11 (0.05)	-0.93 (0.05)	-0.33 (0.01)	0.04 (0.01)	0.79 (0.07)	478 (5.3)	483 (4.9)	484 (6.3)	491 (7.0)								
	Liechtenstein	0.97 (0.01)	-0.43 (0.00)	0.57 (0.03)	1.82 (0.02)	1.93 (0.00)	569 (6.7)	499 (8.7)	468 (10.3)	462 (9.4)								
	Litauen	-0.18 (0.04)	-0.96 (0.06)	-0.36 (0.01)	-0.02 (0.02)	0.63 (0.06)	473 (6.3)	477 (6.4)	466 (6.7)	458 (7.0)								
	Macau (China)	0.03 (0.00)	-1.23 (0.00)	-0.24 (0.00)	0.22 (0.00)	1.35 (0.00)	466 (1.6)	497 (1.5)	478 (1.6)	506 (1.7)								
	Montenegro	-0.79 (0.00)	-1.46 (0.00)	-0.96 (0.00)	-0.68 (0.00)	-0.04 (0.00)	431 (2.6)	382 (4.3)	433 (2.7)	384 (1.9)								
	Panama	-0.84 (0.12)	-2.31 (0.15)	-1.31 (0.03)	-0.68 (0.07)	0.94 (0.11)	331 (14.0)	336 (10.9)	361 (12.4)	453 (10.2)								
	Peru	-1.10 (0.08)	-2.64 (0.06)	-1.50 (0.03)	-0.79 (0.03)	0.54 (0.14)	315 (7.3)	344 (6.7)	396 (5.2)	419 (12.3)								
	Katar	0.57 (0.00)	-0.93 (0.00)	0.26 (0.00)	1.01 (0.00)	1.93 (0.00)	377 (1.7)	354 (1.8)	359 (2.1)	395 (2.1)								
	Rumänien	0.09 (0.06)	-0.88 (0.06)	-0.29 (0.02)	0.22 (0.02)	1.29 (0.09)	419 (11.1)	434 (10.3)	409 (7.5)	435 (11.4)								
	Russ. Föderation	-0.63 (0.07)	-1.81 (0.07)	-0.92 (0.03)	-0.34 (0.03)	0.54 (0.08)	437 (6.4)	460 (6.8)	466 (7.5)	475 (7.7)								
	Serbien	-0.38 (0.07)	-1.31 (0.06)	-0.64 (0.02)	-0.19 (0.03)	0.62 (0.10)	447 (6.5)	429 (7.0)	439 (8.2)	453 (9.1)								
	Shanghai (China)	0.16 (0.10)	-1.51 (0.11)	-0.14 (0.03)	0.59 (0.03)	1.69 (0.05)	551 (6.8)	547 (7.2)	555 (7.6)	570 (7.8)								
	Singapur	1.06 (0.01)	-0.15 (0.01)	0.61 (0.01)	1.86 (0.00)	1.93 (0.00)	519 (2.8)	513 (2.6)	537 (2.6)	535 (2.8)								
	Chinesisch Taipeh	0.27 (0.09)	-1.40 (0.12)	0.00 (0.03)	0.68 (0.03)	1.78 (0.04)	479 (7.1)	504 (7.9)	492 (6.7)	505 (7.4)								
	Thailand	-0.45 (0.07)	-1.47 (0.06)	-0.87 (0.01)	-0.35 (0.02)	0.88 (0.13)	409 (5.7)	414 (5.0)	424 (6.6)	439 (6.6)								
	Trinidad und Tobago	-0.65 (0.01)	-1.75 (0.01)	-1.00 (0.00)	-0.40 (0.00)	0.53 (0.01)	419 (2.8)	411 (3.8)	431 (2.5)	423 (2.3)								
	Tunesien	-0.49 (0.07)	-1.41 (0.06)	-0.74 (0.02)	-0.38 (0.02)	0.57 (0.11)	392 (9.0)	404 (7.9)	413 (9.9)	406 (8.0)								
Uruguay	0.13 (0.06)	-1.15 (0.07)	-0.24 (0.02)	0.37 (0.02)	1.55 (0.06)	407 (6.2)	420 (6.8)	429 (7.2)	447 (8.7)									

Anmerkung: Statistisch signifikante Werte sind durch Fettdruck gekennzeichnet (siehe Anhang A3).
 StatLink  <http://dx.doi.org/10.1787/888932343285>



[Teil 2/2]
Index der Qualität der Ausstattung mit Lehr- und Sachmitteln und Schülerleistungen im Bereich Lesekompetenz, nach nationalen Indexquartilen
 Auf Grundlage der Angaben der Schulleitungen

Tabelle IV.3.23

	Varianz beim Index der Qualität der Ausstattung mit Lehr- und Sachmitteln		Punktzahlveränderung auf der Gesamtskala Lesekompetenz je Indexeinheit		Größere Wahrscheinlichkeit für Schüler im untersten Indexquartil, im nationalen untersten Quartil der Gesamtskala Lesekompetenz zu liegen		Erklärte Varianz der Schülerleistungen (R ² ×100)	
	Standardabweichung	S.E.	Effekt	S.E.	Quotient	S.E.	%	S.E.
OECD-Länder								
Australien	1.1	(0.0)	11.8	(2.34)	1.3	(0.10)	1.6	(0.64)
Österreich	0.9	(0.0)	6.8	(5.69)	1.2	(0.22)	0.4	(0.76)
Belgien	1.0	(0.0)	8.9	(4.67)	1.3	(0.17)	0.8	(0.79)
Kanada	1.0	(0.0)	5.4	(1.99)	1.1	(0.08)	0.3	(0.25)
Chile	1.2	(0.1)	16.6	(2.72)	1.7	(0.22)	5.5	(1.85)
Tschech. Rep.	0.7	(0.0)	3.7	(6.84)	1.0	(0.14)	0.1	(0.30)
Dänemark	0.7	(0.0)	1.3	(3.12)	1.0	(0.09)	0.0	(0.09)
Estland	0.7	(0.1)	7.9	(4.57)	1.1	(0.13)	0.5	(0.52)
Finnland	0.8	(0.1)	5.5	(2.61)	1.1	(0.10)	0.3	(0.26)
Frankreich	w	w	w	w	w	w	w	w
Deutschland	0.9	(0.0)	4.8	(5.82)	1.3	(0.23)	0.2	(0.59)
Griechenland	0.9	(0.1)	7.4	(4.38)	1.1	(0.18)	0.5	(0.63)
Ungarn	0.8	(0.0)	3.0	(7.49)	1.2	(0.24)	0.1	(0.56)
Island	0.9	(0.0)	4.8	(1.73)	1.0	(0.08)	0.2	(0.14)
Irland	1.1	(0.1)	1.6	(3.82)	0.8	(0.12)	0.0	(0.24)
Israel	1.1	(0.1)	18.8	(4.46)	1.3	(0.20)	3.3	(1.56)
Italien	0.9	(0.0)	14.4	(2.85)	1.5	(0.13)	1.8	(0.76)
Japan	1.0	(0.0)	6.7	(5.30)	1.4	(0.21)	0.4	(0.70)
Korea	0.8	(0.1)	-4.6	(6.47)	0.9	(0.19)	0.2	(0.79)
Luxemburg	0.9	(0.0)	10.8	(1.20)	0.6	(0.04)	0.9	(0.20)
Mexiko	1.1	(0.0)	24.6	(1.94)	1.7	(0.14)	11.2	(1.71)
Niederlande	0.8	(0.0)	-4.0	(8.42)	1.5	(0.29)	0.1	(0.80)
Neuseeland	0.9	(0.0)	9.6	(3.80)	1.2	(0.12)	0.8	(0.60)
Norwegen	0.7	(0.0)	11.0	(3.71)	1.1	(0.10)	0.7	(0.46)
Polen	0.8	(0.0)	-2.3	(4.05)	1.0	(0.11)	0.0	(0.15)
Portugal	0.8	(0.0)	12.5	(3.94)	1.2	(0.16)	1.4	(0.87)
Slowak. Rep.	0.8	(0.0)	0.1	(5.66)	0.9	(0.15)	0.0	(0.21)
Slowenien	0.8	(0.0)	17.7	(1.50)	1.5	(0.08)	2.3	(0.37)
Spanien	0.8	(0.0)	4.8	(2.28)	1.0	(0.07)	0.2	(0.21)
Schweden	0.8	(0.0)	18.0	(4.63)	1.3	(0.13)	2.0	(1.13)
Schweiz	0.9	(0.0)	5.0	(4.83)	1.1	(0.12)	0.2	(0.42)
Türkei	0.7	(0.0)	5.4	(6.09)	1.1	(0.14)	0.2	(0.54)
Ver. Königreich	1.0	(0.0)	1.2	(3.35)	1.0	(0.10)	0.0	(0.11)
Ver. Staaten	1.0	(0.0)	10.3	(4.32)	1.2	(0.18)	1.2	(1.10)
OECD-Durchschnitt	0.9	(0.0)	7.6	(0.78)	1.2	(0.03)	1.1	(0.13)
Partnerländer								
Albanien	0.8	(0.1)	26.3	(4.57)	1.6	(0.21)	4.9	(1.76)
Argentinien	1.3	(0.1)	32.7	(4.68)	2.1	(0.36)	15.1	(4.00)
Aserbaidschan	0.8	(0.1)	6.0	(5.57)	0.9	(0.15)	0.4	(0.90)
Brasilien	1.1	(0.0)	30.3	(3.13)	1.7	(0.15)	11.7	(2.18)
Bulgarien	0.7	(0.1)	7.8	(7.77)	1.0	(0.21)	0.3	(0.58)
Kolumbien	1.2	(0.1)	21.6	(3.03)	1.5	(0.21)	9.4	(2.11)
Kroatien	0.9	(0.1)	-1.9	(5.41)	1.0	(0.16)	0.0	(0.35)
Dubai (VAE)	1.0	(0.0)	26.7	(1.19)	2.0	(0.09)	6.3	(0.54)
Hongkong (China)	0.9	(0.0)	12.1	(5.02)	1.3	(0.21)	1.8	(1.67)
Indonesien	1.1	(0.1)	18.0	(2.90)	1.9	(0.26)	8.3	(2.40)
Jordanien	1.1	(0.1)	4.5	(4.44)	1.1	(0.15)	0.3	(0.59)
Kasachstan	1.0	(0.1)	4.5	(4.26)	1.1	(0.13)	0.3	(0.44)
Kirgisistan	0.9	(0.1)	24.4	(6.53)	1.2	(0.15)	4.8	(2.43)
Lettland	0.7	(0.0)	8.4	(4.61)	1.1	(0.13)	0.5	(0.55)
Liechtenstein	1.0	(0.0)	-42.0	(3.11)	0.1	(0.07)	26.7	(3.36)
Litauen	0.7	(0.0)	-3.2	(7.21)	0.9	(0.13)	0.1	(0.33)
Macau (China)	1.0	(0.0)	12.5	(0.76)	1.5	(0.08)	2.8	(0.33)
Montenegro	0.6	(0.0)	-22.4	(2.16)	0.6	(0.05)	1.8	(0.36)
Panama	1.3	(0.1)	39.2	(6.28)	1.7	(0.39)	25.8	(6.47)
Peru	1.3	(0.1)	31.1	(4.79)	2.4	(0.32)	16.0	(4.65)
Katar	1.1	(0.0)	6.7	(0.81)	0.8	(0.04)	0.4	(0.10)
Rumänien	0.9	(0.0)	11.0	(6.09)	1.1	(0.23)	1.1	(1.32)
Russ. Föderation	0.9	(0.1)	15.7	(4.14)	1.5	(0.15)	2.8	(1.38)
Serbien	0.8	(0.1)	6.6	(5.69)	0.9	(0.15)	0.4	(0.75)
Shanghai (China)	1.2	(0.1)	7.1	(3.26)	1.1	(0.16)	1.2	(1.11)
Singapur	0.9	(0.0)	10.7	(1.37)	1.2	(0.06)	1.0	(0.25)
Chinesisch Taipeh	1.2	(0.1)	5.4	(2.95)	1.5	(0.20)	0.6	(0.65)
Thailand	1.0	(0.1)	13.5	(3.58)	1.3	(0.17)	3.4	(1.73)
Trinidad und Tobago	0.9	(0.0)	12.1	(1.28)	0.9	(0.07)	1.0	(0.21)
Tunesien	0.8	(0.1)	5.7	(6.24)	1.3	(0.25)	0.3	(0.67)
Uruguay	1.1	(0.0)	14.5	(3.83)	1.3	(0.15)	2.4	(1.19)

Anmerkung: Statistisch signifikante Werte sind durch Fettdruck gekennzeichnet (siehe Anhang A3).
 StatLink <http://dx.doi.org/10.1787/888932343285>

[Teil 1/1]

Prozentsatz der Schüler, die eine Bibliothek benutzen

Tabelle IV.3.24 Auf Grundlage der Angaben der Schüler und der Schulleitungen

	Prozentsatz der Schüler in Schulen mit Bibliothek	Prozentsatz der Schüler in Schulen, in denen es nach Angaben der Schulleitung an Bücherei-material mangelt		Prozentsatz der Schüler, die Bücher in einer Bibliothek ausleihen, um sie zum Vergnügen zu lesen		Prozentsatz der Schüler, die eine Bibliothek besuchen, um Bücher für die Schule auszuleihen		In Schulen ohne Bibliothek:		In Schulen mit Bibliothek:						
										in denen es nach Angaben der Schulleitung an Bücherei-material mangelt		in denen das Bücherei-material nach Angaben der Schulleitung ausreichend ist				
		%	S.E.	%	S.E.	%	S.E.	%	S.E.	%	S.E.	%	S.E.	%	S.E.	%
OECD-Länder																
Australien	99.3 (0.1)	13.0 (1.8)	55.5 (0.8)	69.5 (0.7)	37.9 (6.4)	22.3 (1.7)	23.1 (1.7)	40.6 (4.0)	39.4 (4.2)	42.6 (1.6)	48.9 (1.6)	56.1 (0.9)	70.4 (0.8)			
Österreich	81.3 (1.4)	16.4 (2.6)	38.6 (1.1)	43.1 (1.3)	22.3 (1.7)	23.1 (1.7)	40.6 (4.0)	39.4 (4.2)	42.6 (1.6)	48.9 (1.6)	56.1 (0.9)	70.4 (0.8)				
Belgien	65.8 (2.2)	33.1 (3.0)	48.0 (0.9)	72.7 (1.0)	47.3 (1.8)	71.9 (1.8)	45.1 (2.5)	66.0 (2.9)	50.7 (1.4)	77.2 (1.3)						
Kanada	97.0 (0.2)	15.4 (1.6)	59.4 (0.7)	71.0 (0.6)	58.0 (2.9)	62.9 (3.0)	59.6 (1.8)	67.5 (2.2)	59.7 (0.7)	71.9 (0.6)						
Chile	96.0 (0.8)	45.5 (4.0)	39.3 (1.0)	67.6 (1.2)	30.9 (4.2)	54.0 (4.6)	38.4 (1.4)	68.3 (1.6)	41.6 (1.6)	69.3 (2.0)						
Tschech. Rep.	76.6 (1.9)	38.4 (4.1)	46.2 (1.0)	56.1 (1.2)	38.5 (2.1)	46.9 (2.5)	51.1 (2.1)	58.8 (2.4)	46.8 (1.8)	60.0 (2.0)						
Dänemark	87.8 (1.9)	13.2 (2.5)	54.0 (1.0)	85.5 (0.8)	53.4 (3.8)	77.6 (3.0)	51.2 (2.4)	58.0 (1.3)	54.4 (1.0)	86.9 (0.8)						
Estland	97.3 (0.9)	25.6 (3.0)	66.3 (0.8)	85.0 (0.6)	66.3 (4.3)	89.1 (5.0)	65.8 (1.5)	87.2 (1.5)	66.6 (1.0)	84.0 (0.9)						
Finnland	72.3 (2.9)	42.3 (3.8)	65.3 (0.8)	63.3 (1.0)	66.2 (1.6)	63.2 (1.7)	66.4 (1.4)	61.4 (2.1)	64.4 (1.4)	64.7 (1.5)						
Frankreich	98.7 (0.2)	w	w	48.1 (1.2)	50.1 (1.1)	36.3 (6.8)	47.6 (7.8)	w	w	w	w	w	w			
Deutschland	79.9 (2.1)	30.8 (3.1)	36.5 (0.8)	34.8 (0.9)	34.1 (2.1)	34.1 (2.3)	34.8 (1.9)	32.2 (2.0)	37.6 (1.2)	35.3 (1.3)						
Griechenland	66.6 (2.6)	50.0 (4.1)	46.8 (1.0)	55.5 (1.1)	40.6 (1.6)	47.9 (1.5)	49.9 (1.6)	56.3 (1.7)	49.7 (2.0)	60.6 (2.1)						
Ungarn	96.5 (1.0)	14.1 (3.1)	56.5 (1.0)	67.0 (1.1)	54.8 (10.6)	54.8 (11.0)	57.7 (3.3)	62.6 (3.2)	56.7 (1.1)	68.3 (1.2)						
Island	97.9 (0.2)	8.8 (0.1)	53.3 (0.8)	63.3 (0.8)	58.8 (4.9)	59.3 (5.0)	48.9 (2.5)	58.5 (2.8)	53.0 (0.9)	63.4 (0.9)						
Irland	80.6 (2.6)	59.6 (4.3)	39.7 (1.0)	37.3 (1.2)	36.3 (2.2)	31.4 (2.2)	37.5 (1.7)	33.9 (2.0)	43.3 (1.8)	42.9 (2.3)						
Israel	89.9 (1.2)	33.4 (3.6)	50.7 (1.0)	65.4 (0.9)	45.1 (3.3)	45.8 (2.7)	54.6 (2.9)	63.7 (2.3)	49.9 (1.5)	67.4 (1.1)						
Italien	86.0 (0.8)	41.0 (1.9)	42.9 (0.6)	49.3 (0.6)	33.7 (1.4)	40.8 (1.2)	42.7 (1.2)	47.2 (1.2)	45.8 (0.9)	52.5 (0.9)						
Japan	93.8 (0.3)	19.0 (2.9)	48.2 (0.9)	36.4 (1.0)	53.6 (2.9)	42.3 (3.0)	47.8 (2.3)	36.2 (2.6)	47.8 (1.1)	35.9 (1.3)						
Korea	98.5 (0.2)	38.8 (4.4)	73.1 (0.9)	63.9 (1.0)	67.3 (6.7)	73.0 (6.0)	70.7 (1.4)	61.5 (1.4)	74.6 (1.3)	65.1 (1.6)						
Luxemburg	97.8 (0.2)	25.1 (0.1)	39.8 (0.7)	49.9 (0.6)	24.2 (5.2)	32.9 (4.5)	32.8 (1.4)	42.2 (1.4)	42.2 (0.8)	52.7 (0.8)						
Mexiko	89.0 (0.9)	52.5 (1.9)	60.7 (0.7)	81.5 (0.7)	50.6 (2.4)	67.4 (3.1)	63.8 (0.8)	84.5 (0.7)	58.7 (1.0)	81.7 (1.1)						
Niederlande	81.9 (3.1)	10.2 (2.5)	47.9 (1.5)	71.3 (2.1)	36.3 (3.4)	51.3 (4.0)	41.5 (6.8)	74.0 (6.2)	51.5 (1.3)	76.2 (1.6)						
Neuseeland	97.6 (0.3)	11.8 (1.9)	71.9 (0.8)	78.4 (0.7)	77.3 (3.5)	81.4 (3.5)	70.9 (2.5)	77.1 (1.9)	72.4 (0.9)	78.6 (0.8)						
Norwegen	92.2 (1.4)	43.1 (3.3)	49.6 (1.0)	64.6 (1.4)	44.5 (4.0)	51.9 (5.8)	44.8 (1.5)	58.0 (1.8)	53.4 (1.3)	70.5 (1.7)						
Polen	96.9 (0.8)	19.1 (2.8)	65.1 (1.0)	82.2 (0.7)	56.9 (5.2)	72.1 (3.5)	66.6 (2.4)	85.2 (1.7)	65.1 (1.1)	82.4 (0.7)						
Portugal	96.1 (0.8)	30.2 (3.4)	51.9 (0.9)	69.6 (0.9)	44.3 (5.1)	57.3 (4.2)	52.0 (1.6)	68.9 (1.7)	52.0 (1.2)	70.2 (1.1)						
Slowak. Rep.	87.0 (1.8)	48.6 (4.0)	46.2 (0.9)	58.9 (1.0)	44.5 (2.7)	55.6 (3.0)	46.9 (1.8)	59.0 (1.8)	46.8 (1.5)	60.8 (1.6)						
Slowenien	97.2 (0.2)	7.3 (0.3)	66.8 (0.7)	86.7 (0.5)	56.3 (3.7)	80.7 (2.5)	57.4 (3.1)	78.4 (2.6)	68.1 (0.8)	87.7 (0.5)						
Spanien	95.6 (0.6)	33.8 (2.6)	39.9 (0.7)	52.4 (0.8)	37.2 (2.6)	46.8 (2.8)	39.9 (1.3)	51.1 (1.1)	39.9 (1.0)	52.9 (1.2)						
Schweden	91.8 (1.2)	27.7 (3.3)	52.0 (1.0)	71.4 (1.3)	54.5 (3.7)	65.1 (4.6)	48.6 (2.1)	65.3 (2.9)	52.8 (1.2)	73.9 (1.5)						
Schweiz	81.5 (2.2)	12.6 (2.5)	54.1 (1.1)	60.1 (1.1)	51.4 (3.0)	53.7 (3.4)	56.6 (4.5)	59.5 (3.5)	54.8 (1.4)	62.1 (1.2)						
Türkei	94.1 (1.4)	74.7 (3.3)	68.2 (0.8)	77.0 (0.8)	60.1 (3.2)	68.4 (3.8)	68.3 (1.1)	76.5 (1.1)	69.3 (1.5)	78.1 (1.5)						
Ver. Königreich	95.9 (0.5)	17.5 (2.6)	42.0 (0.9)	49.0 (1.0)	32.0 (4.1)	45.3 (4.0)	40.4 (2.4)	46.5 (2.0)	43.4 (1.1)	49.9 (1.2)						
Ver. Staaten	95.6 (1.3)	16.2 (3.1)	57.0 (1.2)	72.2 (1.0)	50.5 (5.3)	67.6 (8.2)	60.3 (2.9)	74.6 (2.8)	56.7 (1.3)	71.9 (1.0)						
OECD-Durchschnitt	89.8 (0.3)	29.4 (0.5)	52.4 (0.2)	63.6 (0.2)	47.1 (0.7)	56.1 (0.8)	51.7 (0.4)	62.2 (0.4)	53.6 (0.2)	65.9 (0.2)						
Partnerländer																
Albanien	86.2 (2.1)	70.5 (3.8)	84.4 (1.2)	78.9 (1.1)	69.9 (5.3)	69.9 (5.0)	85.3 (1.1)	79.4 (1.3)	88.9 (1.6)	81.5 (1.8)						
Argentinien	92.1 (1.6)	43.9 (4.0)	37.7 (1.2)	73.8 (1.1)	31.1 (4.4)	54.2 (5.2)	40.4 (1.8)	76.0 (1.8)	80.2 (1.8)	74.7 (1.7)						
Aserbaidschan	97.7 (0.3)	36.5 (4.7)	81.3 (1.0)	86.9 (0.8)	66.3 (4.8)	75.5 (4.5)	84.4 (1.2)	89.1 (1.2)	35.3 (1.7)	85.1 (1.2)						
Brasilien	92.0 (0.6)	55.6 (2.4)	64.0 (0.9)	79.0 (0.8)	53.1 (2.0)	71.1 (2.4)	66.1 (1.2)	80.0 (1.0)	64.3 (1.1)	78.8 (1.1)						
Bulgarien	85.8 (2.1)	34.6 (4.6)	60.3 (1.3)	70.7 (1.3)	54.8 (2.7)	62.2 (3.3)	57.8 (2.5)	68.6 (2.6)	63.0 (1.7)	74.0 (1.5)						
Kolumbien	92.3 (1.8)	69.5 (3.5)	57.3 (1.3)	83.6 (0.9)	43.5 (3.9)	73.8 (6.3)	59.4 (1.6)	86.5 (1.2)	54.5 (1.9)	79.1 (1.5)						
Kroatien	98.0 (0.6)	35.6 (3.6)	56.8 (1.1)	88.3 (0.6)	43.5 (8.9)	76.9 (8.8)	57.4 (1.7)	90.1 (0.9)	57.4 (1.5)	88.2 (0.9)						
Dubai (VAE)	71.9 (0.3)	13.1 (0.1)	64.8 (0.6)	67.7 (0.7)	54.6 (1.3)	66.4 (1.4)	63.6 (2.6)	63.1 (2.5)	69.5 (0.8)	68.2 (0.9)						
Hongkong (China)	94.1 (0.3)	16.8 (3.2)	84.6 (0.7)	84.6 (0.8)	83.8 (2.2)	87.7 (1.7)	84.8 (1.3)	84.8 (2.0)	84.6 (0.8)	84.3 (0.9)						
Indonesien	89.1 (1.8)	68.7 (3.9)	75.6 (1.0)	88.5 (0.8)	55.9 (4.2)	73.7 (2.7)	78.1 (1.0)	91.4 (0.7)	76.6 (1.9)	88.5 (1.6)						
Jordanien	94.7 (1.1)	31.7 (4.0)	66.9 (1.0)	75.2 (0.9)	44.0 (3.2)	55.4 (4.1)	69.9 (2.0)	78.2 (1.6)	68.4 (1.4)	74.4 (1.3)						
Kasachstan	97.8 (0.2)	52.8 (3.6)	85.2 (0.7)	95.8 (0.4)	64.5 (4.6)	86.5 (3.5)	85.8 (1.0)	96.4 (0.5)	85.4 (1.2)	95.6 (0.7)						
Kirgisistan	95.6 (0.6)	76.2 (3.3)	81.0 (0.8)	89.8 (0.7)	64.8 (6.2)	67.6 (4.4)	82.2 (1.2)	90.4 (0.9)	79.9 (1.5)	91.4 (0.9)						
Lettland	97.7 (0.7)	14.6 (2.7)	63.0 (1.2)	80.1 (0.8)	75.3 (7.4)	86.2 (4.9)	63.9 (2.3)	81.2 (2.5)	62.4 (1.4)	79.4 (1.0)						
Liechtenstein	93.7 (1.0)	28.8 (0.3)	44.7 (2.4)	55.7 (2.7)	45.6 (10.1)	58.6 (7.6)	62.9 (5.4)	72.4 (5.4)	38.3 (2.9)	48.6 (3.4)						
Litauen	98.2 (0.4)	18.8 (2.4)	65.6 (0.9)	74.5 (0.9)	61.7 (5.3)	72.2 (5.4)	65.3 (2.6)	73.0 (2.4)	65.7 (1.0)	74.7 (1.0)						
Macau (China)	98.1 (0.2)	36.3 (0.0)	74.6 (0.6)	72.7 (0.5)	67.2 (4.4)	64.5 (4.6)	74.5 (1.0)	68.4 (0.9)	75.0 (0.8)	75.5 (0.7)						
Montenegro	97.5 (0.2)	39.2 (1.1)	62.4 (0.6)	73.0 (0.6)	42.2 (4.3)	59.4 (4.8)	65.9 (1.1)	76.0 (1.0)	61.1 (0.9)	70.5 (0.9)						
Panama	88.0 (2.6)	67.4 (4.8)	50.3 (1.5)	79.2 (1.6)	42.4 (4.8)	71.8 (2.8)	52.8 (2.4)	84.2 (2.3)	46.2 (2.4)	73.6 (2.9)						
Peru	79.7 (2.4)	68.5 (3.2)	66.3 (0.9)	78.4 (0.8)	54.0 (2.3)	63.8 (1.8)	70.7 (1.0)	84.4 (0.9)	66.6 (2.3)	77.5 (2.1)						
Katar	90.9 (0.3)	14.9 (0.1)	57.7 (0.5)	62.4 (0.5)	43.5 (1.9)	47.5 (1.8)	54.4 (1.4)	54.0 (1.6)	59.5 (0.6)	61.9 (0.6)						
Rumänien	98.0 (0.3)	24.0 (3.3)	69.0 (1.0)	79.7 (0.9)	61.2 (5.3)	64.9 (6.6)	67.0 (2.8)	76.6 (2.2)	69.9 (1.2)	81.1 (1.1)						
Russ. Föderation	96.6 (0.3)	49.1 (4.2)	69.8 (0.8)	91.3 (0.5)	66.4 (6.5)	75.8 (5.5)	69.8 (1.4)	91.2 (0.8)	69.7 (1.6)	91.7 (0.7)						
Serbien	96.9 (0.6)	30.7 (3.8)	58.2 (1.0)	82.9 (0.7)	52.1 (5.1)	71.1 (5.1)	57.9 (1.5)	84.2 (1.0)	58.1 (1.2)	82.7 (0.9)						
Shanghai (China)	97.3 (0.4)	30.4 (3.7)	75.3 (0.7)	59.8 (0.8)	68.1 (3.1)	54.2 (3.5)	75.8 (1.5)	59.1 (1.6)	75.4 (0.9)	60.2 (1.0)						
Singapur	96.8 (0.2)	5.9 (0.1)	81.2 (0.6)	65.5 (0.6)	75.1 (3.6)	58.6 (3.9)	78.5 (1.8)	60.1 (2.5)	81.5 (0.6)	65.9 (0.6)						
Chinesisch Taipeh	97.1 (0.4)	28.0 (3.9)	77.7 (0.7)	66.3 (1.0)	62.2 (5.3)	53.2 (4.4)	75.0 (1.3)	61.8 (1.8)	79.3 (0.9)	68.4 (1.2)						
Thailand	100.0 (0.0)	60.7 (3.9)	79.													



[Teil 1/2]
**Index der Lehrer-Schüler-Beziehungen und Schülerleistungen im Bereich Lesekompetenz,
 nach nationalen Indexquartilen**

Tabelle IV.4.1 **Auf Grundlage der Schülerangaben**


	Index der Lehrer-Schüler-Beziehungen										Variationsbreite des Index		Disparitäten zwischen den Schulen bei der Verteilung auf dem Index
	Alle Schüler		Unterstes Quartil		Zweites Quartil		Drittes Quartil		Oberstes Quartil				
	Index-mittel	S.E.	Index-mittel	S.E.	Index-mittel	S.E.	Index-mittel	S.E.	Index-mittel	S.E.	Standard-abweich.	S.E.	Anteil d. Index-varianz zwischen Schulen
OECD-Länder													
Australien	0.11	(0.01)	-1.07	(0.01)	-0.09	(0.00)	0.19	(0.00)	1.40	(0.01)	0.99	(0.0)	0.04
Österreich	0.00	(0.03)	-1.33	(0.02)	-0.45	(0.01)	0.36	(0.01)	1.42	(0.02)	1.09	(0.0)	0.07
Belgien	-0.04	(0.01)	-1.07	(0.01)	-0.35	(0.00)	0.17	(0.00)	1.07	(0.02)	0.87	(0.0)	0.04
Kanada	0.32	(0.01)	-0.89	(0.01)	0.04	(0.00)	0.42	(0.00)	1.72	(0.01)	1.03	(0.0)	0.07
Chile	0.09	(0.02)	-1.12	(0.02)	-0.26	(0.01)	0.32	(0.01)	1.42	(0.02)	1.02	(0.0)	0.06
Tschech. Rep.	-0.24	(0.02)	-1.26	(0.01)	-0.50	(0.00)	0.06	(0.00)	0.76	(0.02)	0.85	(0.0)	0.06
Dänemark	0.18	(0.02)	-1.04	(0.02)	-0.07	(0.01)	0.34	(0.01)	1.49	(0.02)	1.01	(0.0)	0.06
Estland	-0.04	(0.02)	-1.04	(0.01)	-0.35	(0.00)	0.17	(0.00)	1.07	(0.02)	0.85	(0.0)	0.04
Finnland	-0.16	(0.02)	-1.19	(0.01)	-0.46	(0.00)	0.08	(0.00)	0.93	(0.02)	0.87	(0.0)	0.03
Frankreich	-0.15	(0.02)	-1.21	(0.02)	-0.47	(0.01)	0.09	(0.00)	0.99	(0.02)	0.90	(0.0)	0.05
Deutschland	0.01	(0.02)	-1.25	(0.02)	-0.42	(0.01)	0.33	(0.01)	1.38	(0.02)	1.05	(0.0)	0.05
Griechenland	-0.18	(0.02)	-1.30	(0.02)	-0.55	(0.01)	0.04	(0.01)	1.09	(0.02)	0.96	(0.0)	0.06
Ungarn	-0.01	(0.02)	-1.05	(0.02)	-0.30	(0.01)	0.17	(0.00)	1.13	(0.02)	0.88	(0.0)	0.05
Island	0.17	(0.02)	-1.16	(0.02)	-0.12	(0.01)	0.32	(0.01)	1.65	(0.02)	1.12	(0.0)	0.09
Irland	-0.08	(0.02)	-1.23	(0.02)	-0.37	(0.01)	0.17	(0.00)	1.09	(0.02)	0.96	(0.0)	0.03
Israel	0.05	(0.03)	-1.30	(0.02)	-0.41	(0.01)	0.32	(0.01)	1.60	(0.02)	1.15	(0.0)	0.10
Italien	-0.06	(0.01)	-1.23	(0.01)	-0.38	(0.00)	0.18	(0.00)	1.18	(0.01)	0.97	(0.0)	0.08
Japan	-0.42	(0.02)	-1.55	(0.02)	-0.76	(0.00)	-0.21	(0.00)	0.83	(0.01)	0.97	(0.0)	0.05
Korea	-0.27	(0.02)	-1.19	(0.01)	-0.51	(0.00)	0.01	(0.01)	0.62	(0.02)	0.78	(0.0)	0.06
Luxemburg	-0.04	(0.02)	-1.35	(0.01)	-0.48	(0.00)	0.24	(0.00)	1.42	(0.02)	1.10	(0.0)	0.04
Mexiko	0.14	(0.01)	-1.03	(0.01)	-0.18	(0.00)	0.32	(0.00)	1.48	(0.01)	1.00	(0.0)	0.05
Niederlande	-0.11	(0.02)	-1.01	(0.02)	-0.39	(0.00)	0.13	(0.00)	0.83	(0.02)	0.78	(0.0)	0.02
Neuseeland	0.19	(0.02)	-0.93	(0.01)	-0.03	(0.01)	0.29	(0.01)	1.44	(0.02)	0.95	(0.0)	0.04
Norwegen	-0.17	(0.02)	-1.38	(0.02)	-0.55	(0.00)	0.06	(0.00)	1.19	(0.02)	1.03	(0.0)	0.06
Polen	-0.35	(0.02)	-1.42	(0.02)	-0.69	(0.00)	-0.13	(0.01)	0.85	(0.02)	0.93	(0.0)	0.04
Portugal	0.37	(0.02)	-0.71	(0.01)	0.13	(0.00)	0.43	(0.01)	1.64	(0.02)	0.93	(0.0)	0.03
Slowak. Rep.	-0.16	(0.02)	-1.14	(0.02)	-0.40	(0.00)	0.17	(0.00)	0.76	(0.02)	0.82	(0.0)	0.08
Slowenien	-0.42	(0.01)	-1.44	(0.02)	-0.73	(0.00)	-0.22	(0.00)	0.71	(0.02)	0.88	(0.0)	0.08
Spanien	-0.03	(0.02)	-1.24	(0.01)	-0.40	(0.00)	0.22	(0.00)	1.32	(0.01)	1.03	(0.0)	0.09
Schweden	0.15	(0.02)	-1.05	(0.02)	-0.13	(0.01)	0.30	(0.01)	1.50	(0.02)	1.02	(0.0)	0.07
Schweiz	0.24	(0.02)	-1.13	(0.02)	-0.14	(0.01)	0.55	(0.01)	1.68	(0.01)	1.11	(0.0)	0.07
Türkei	0.44	(0.03)	-0.96	(0.01)	0.01	(0.01)	0.67	(0.01)	2.03	(0.01)	1.16	(0.0)	0.04
Ver. Königreich	0.12	(0.02)	-1.00	(0.01)	-0.10	(0.01)	0.24	(0.00)	1.35	(0.02)	0.94	(0.0)	0.04
Ver. Staaten	0.32	(0.02)	-0.90	(0.01)	0.02	(0.00)	0.39	(0.01)	1.77	(0.02)	1.05	(0.0)	0.08
OECD-Durchschnitt	0.00	(0.00)	-1.15	(0.00)	-0.32	(0.00)	0.21	(0.00)	1.26	(0.00)	0.97	(0.0)	0.06
Partnerländer													
Albanien	0.67	(0.02)	-0.50	(0.01)	0.29	(0.01)	0.96	(0.01)	1.94	(0.02)	0.97	(0.0)	0.06
Argentinien	0.04	(0.03)	-1.11	(0.02)	-0.35	(0.01)	0.23	(0.00)	1.41	(0.02)	1.01	(0.0)	0.08
Aserbaidschan	0.53	(0.02)	-0.85	(0.02)	0.16	(0.00)	0.85	(0.01)	1.96	(0.02)	1.11	(0.0)	0.06
Brasilien	0.19	(0.02)	-0.98	(0.01)	-0.11	(0.01)	0.33	(0.01)	1.52	(0.01)	1.00	(0.0)	0.05
Bulgarien	-0.01	(0.03)	-1.31	(0.02)	-0.43	(0.01)	0.26	(0.01)	1.43	(0.03)	1.09	(0.0)	0.07
Kolumbien	0.34	(0.02)	-0.85	(0.01)	-0.03	(0.01)	0.54	(0.01)	1.68	(0.02)	1.01	(0.0)	0.06
Kroatien	-0.17	(0.02)	-1.25	(0.01)	-0.53	(0.00)	0.07	(0.00)	1.03	(0.02)	0.94	(0.0)	0.05
Dubai (VAE)	0.36	(0.01)	-0.93	(0.02)	0.00	(0.01)	0.61	(0.01)	1.76	(0.01)	1.06	(0.0)	0.04
Hongkong (China)	-0.03	(0.02)	-1.03	(0.01)	-0.19	(0.01)	0.17	(0.00)	0.95	(0.02)	0.85	(0.0)	0.03
Indonesien	0.13	(0.02)	-0.73	(0.01)	-0.12	(0.01)	0.25	(0.00)	1.14	(0.02)	0.75	(0.0)	0.04
Jordanien	0.26	(0.02)	-1.19	(0.02)	-0.12	(0.01)	0.57	(0.01)	1.76	(0.02)	1.16	(0.0)	0.04
Kasachstan	0.41	(0.02)	-0.68	(0.01)	0.13	(0.00)	0.58	(0.01)	1.63	(0.02)	0.92	(0.0)	0.14
Kirgisistan	0.27	(0.02)	-0.84	(0.02)	-0.05	(0.01)	0.44	(0.01)	1.52	(0.02)	0.94	(0.0)	0.06
Lettland	-0.03	(0.02)	-1.04	(0.01)	-0.30	(0.00)	0.17	(0.00)	1.07	(0.02)	0.85	(0.0)	0.06
Liechtenstein	0.08	(0.06)	-1.42	(0.07)	-0.32	(0.03)	0.47	(0.03)	1.58	(0.05)	1.18	(0.0)	0.11
Litauen	0.14	(0.02)	-1.20	(0.01)	-0.31	(0.01)	0.50	(0.01)	1.56	(0.02)	1.09	(0.0)	0.06
Macau (China)	-0.24	(0.01)	-1.24	(0.01)	-0.53	(0.00)	0.01	(0.00)	0.81	(0.02)	0.87	(0.0)	0.03
Montenegro	0.13	(0.02)	-1.11	(0.01)	-0.21	(0.01)	0.30	(0.01)	1.52	(0.02)	1.05	(0.0)	0.10
Panama	0.46	(0.03)	-0.87	(0.02)	0.04	(0.01)	0.71	(0.01)	1.94	(0.02)	1.10	(0.0)	0.04
Peru	0.29	(0.02)	-0.87	(0.02)	0.01	(0.00)	0.45	(0.01)	1.58	(0.02)	0.98	(0.0)	0.08
Katar	0.18	(0.01)	-1.32	(0.01)	-0.22	(0.00)	0.45	(0.01)	1.83	(0.01)	1.23	(0.0)	0.05
Rumänien	0.02	(0.02)	-1.05	(0.02)	-0.32	(0.00)	0.21	(0.00)	1.25	(0.02)	0.93	(0.0)	0.04
Russ. Föderation	0.07	(0.02)	-0.95	(0.01)	-0.19	(0.01)	0.21	(0.00)	1.22	(0.02)	0.87	(0.0)	0.07
Serbien	0.16	(0.02)	-1.00	(0.01)	-0.15	(0.01)	0.29	(0.01)	1.49	(0.02)	0.99	(0.0)	0.03
Shanghai (China)	0.21	(0.02)	-0.87	(0.02)	0.04	(0.00)	0.23	(0.00)	1.44	(0.02)	0.93	(0.0)	0.03
Singapur	0.24	(0.01)	-0.85	(0.01)	0.00	(0.01)	0.30	(0.00)	1.51	(0.02)	0.95	(0.0)	0.04
Chinesisch Taipeh	0.03	(0.01)	-1.04	(0.01)	-0.21	(0.01)	0.17	(0.00)	1.22	(0.02)	0.93	(0.0)	0.03
Thailand	0.10	(0.01)	-0.84	(0.01)	-0.03	(0.01)	0.17	(0.00)	1.12	(0.02)	0.80	(0.0)	0.14
Trinidad und Tobago	0.16	(0.02)	-1.11	(0.02)	-0.20	(0.01)	0.35	(0.01)	1.61	(0.02)	1.08	(0.0)	0.03
Tunesien	0.02	(0.02)	-1.17	(0.01)	-0.40	(0.00)	0.31	(0.01)	1.33	(0.01)	0.99	(0.0)	0.06
Uruguay	0.03	(0.02)	-1.09	(0.01)	-0.33	(0.00)	0.23	(0.00)	1.29	(0.02)	0.96	(0.0)	0.04

Anmerkung: Statistisch signifikante Werte sind durch Fettdruck gekennzeichnet (siehe Anhang A3).
 StatLink <http://dx.doi.org/10.1787/888932343285>

[Teil 2/2]
**Index der Lehrer-Schüler-Beziehungen und Schülerleistungen im Bereich Lesekompetenz,
 nach nationalen Indexquartilen
 Auf Grundlage der Schülerangaben**

Tabelle IV.4.1

	Leistung auf der Gesamtskala Lesekompetenz nach nationalen Indexquartilen								Punktzahlveränderung auf der Gesamtskala Lesekompetenz je Indexeinheit		Größere Wahrscheinlichkeit für Schüler im untersten Indexquartil, im nationalen untersten Quartil der Gesamtskala Lesekompetenz zu liegen		Erklärte Varianz der Schülerleistungen (R ² x 100)	
	Unterstes Quartil		Zweites Quartil		Drittes Quartil		Oberstes Quartil							
	Mittelwert	S.E.	Mittelwert	S.E.	Mittelwert	S.E.	Mittelwert	S.E.	Effekt	S.E.	Quotient	S.E.	%	S.E.
OECD-Länder	477	(2.6)	513	(2.8)	529	(3.0)	550	(2.8)	27.4	(1.10)	1.9	(0.08)	7.7	(0.56)
Australien	462	(3.6)	481	(4.4)	488	(3.9)	474	(5.0)	3.8	(1.96)	1.3	(0.09)	0.2	(0.21)
Österreich	499	(3.5)	517	(3.2)	525	(3.1)	510	(3.5)	4.3	(1.74)	1.2	(0.06)	0.1	(0.12)
Belgien	503	(2.1)	524	(2.1)	532	(2.2)	544	(2.4)	15.7	(1.07)	1.5	(0.05)	3.3	(0.43)
Kanada	439	(4.5)	448	(3.9)	459	(3.5)	457	(4.2)	7.7	(1.66)	1.3	(0.10)	0.9	(0.39)
Chile	461	(3.5)	479	(3.5)	493	(4.9)	495	(4.2)	13.7	(1.60)	1.5	(0.10)	1.7	(0.40)
Tschech. Rep.	465	(3.0)	493	(3.3)	508	(3.3)	517	(3.1)	19.2	(1.30)	1.8	(0.09)	5.4	(0.69)
Dänemark	478	(3.9)	495	(3.8)	509	(3.5)	523	(3.6)	19.6	(2.11)	1.5	(0.11)	4.0	(0.83)
Estland	512	(3.4)	531	(4.0)	546	(3.3)	556	(3.2)	20.1	(1.44)	1.5	(0.10)	4.1	(0.58)
Finnland	468	(5.8)	506	(4.3)	509	(4.6)	508	(4.7)	15.2	(2.95)	1.6	(0.13)	1.7	(0.63)
Frankreich	498	(4.0)	510	(4.0)	513	(3.7)	499	(3.4)	1.5	(1.65)	1.1	(0.08)	0.0	(0.07)
Deutschland	464	(6.4)	480	(5.7)	492	(5.0)	496	(4.8)	11.0	(2.16)	1.4	(0.12)	1.3	(0.46)
Griechenland	484	(3.9)	492	(4.1)	503	(4.7)	500	(4.9)	6.9	(2.35)	1.2	(0.10)	0.5	(0.32)
Ungarn	469	(3.5)	497	(3.9)	509	(4.5)	532	(2.6)	22.0	(1.29)	1.7	(0.12)	6.6	(0.72)
Inland	465	(5.2)	500	(4.2)	511	(3.9)	517	(3.9)	21.1	(2.23)	1.7	(0.12)	4.7	(0.94)
Irland	467	(4.7)	484	(4.8)	484	(4.3)	482	(4.9)	4.1	(1.82)	1.2	(0.08)	0.2	(0.17)
Israel	476	(2.1)	491	(2.1)	495	(2.4)	485	(2.2)	3.8	(0.98)	1.2	(0.04)	0.2	(0.08)
Italien	483	(6.1)	520	(3.9)	537	(3.6)	542	(3.9)	22.9	(2.13)	2.0	(0.11)	5.0	(0.79)
Japan	526	(4.0)	544	(4.2)	543	(4.2)	545	(4.9)	11.4	(2.23)	1.2	(0.10)	1.3	(0.52)
Korea	462	(2.8)	481	(3.2)	485	(2.9)	470	(3.1)	3.0	(1.49)	1.2	(0.10)	0.1	(0.11)
Luxemburg	412	(3.0)	425	(2.9)	433	(2.3)	432	(1.9)	7.8	(0.91)	1.4	(0.06)	0.9	(0.19)
Mexiko	498	(5.4)	520	(5.2)	513	(6.8)	516	(7.0)	7.0	(2.72)	1.2	(0.12)	0.4	(0.32)
Niederlande	490	(3.3)	522	(3.7)	531	(3.6)	547	(4.3)	22.7	(1.97)	1.6	(0.10)	4.5	(0.81)
Neuseeland	468	(3.3)	500	(3.2)	513	(3.7)	535	(3.8)	23.9	(1.37)	1.8	(0.10)	7.4	(0.86)
Norwegen	489	(3.7)	497	(3.1)	508	(3.6)	512	(3.9)	9.0	(1.74)	1.3	(0.09)	0.9	(0.36)
Polen	477	(4.3)	491	(3.8)	496	(4.0)	496	(3.8)	7.4	(1.63)	1.2	(0.08)	0.7	(0.29)
Portugal	464	(4.1)	480	(3.5)	485	(4.1)	483	(4.2)	9.3	(2.35)	1.3	(0.10)	0.7	(0.36)
Slowak. Rep.	473	(3.1)	490	(2.8)	492	(2.8)	489	(3.0)	6.5	(1.66)	1.2	(0.07)	0.4	(0.22)
Slowenien	465	(3.1)	485	(2.9)	493	(2.8)	484	(2.6)	7.3	(1.26)	1.4	(0.08)	0.7	(0.26)
Spanien	471	(4.1)	497	(4.4)	510	(4.4)	519	(4.1)	17.8	(1.73)	1.7	(0.11)	3.5	(0.69)
Schweden	483	(3.2)	513	(3.3)	510	(3.8)	499	(4.0)	4.4	(1.31)	1.4	(0.08)	0.3	(0.16)
Schweiz	456	(5.1)	463	(4.6)	469	(4.2)	470	(4.3)	5.6	(1.49)	1.4	(0.09)	0.6	(0.34)
Türkei	466	(3.3)	496	(3.1)	506	(2.9)	515	(3.7)	17.7	(1.68)	1.6	(0.09)	3.1	(0.59)
Ver. Königreich	472	(4.1)	505	(4.5)	511	(4.8)	516	(4.9)	14.9	(1.83)	1.6	(0.08)	2.7	(0.60)
Ver. Staaten	475	(0.7)	496	(0.7)	504	(0.7)	506	(0.7)	12.2	(0.31)	1.4	(0.02)	2.2	(0.09)
OECD-Durchschnitt	475	(0.7)	496	(0.7)	504	(0.7)	506	(0.7)	12.2	(0.31)	1.4	(0.02)	2.2	(0.09)
Partnerländer	366	(6.0)	389	(5.4)	396	(5.9)	402	(5.2)	15.3	(2.16)	1.5	(0.12)	2.3	(0.64)
Albanien	420	(6.1)	413	(5.9)	399	(5.1)	381	(5.8)	-13.5	(2.33)	0.8	(0.07)	1.7	(0.54)
Argentinien	359	(4.6)	363	(4.1)	372	(4.4)	365	(3.5)	2.2	(1.38)	1.2	(0.10)	0.1	(0.15)
Aserbaidshjan	397	(3.4)	412	(3.1)	421	(3.5)	423	(3.8)	10.0	(1.35)	1.4	(0.08)	1.1	(0.29)
Brasilien	427	(7.8)	446	(7.7)	433	(6.9)	423	(8.3)	-3.1	(2.45)	1.1	(0.10)	0.1	(0.15)
Bulgarien	415	(4.5)	420	(4.3)	422	(4.6)	403	(4.2)	-4.1	(1.65)	1.0	(0.09)	0.2	(0.19)
Kolumbien	473	(4.7)	481	(3.8)	476	(4.0)	475	(3.6)	-0.8	(1.71)	1.0	(0.09)	0.0	(0.05)
Kroatien	441	(3.3)	468	(3.3)	470	(3.0)	466	(3.1)	8.6	(1.49)	1.4	(0.08)	0.7	(0.26)
Dubai (VAE)	515	(3.6)	536	(2.8)	538	(3.1)	544	(3.1)	12.8	(1.83)	1.4	(0.09)	1.7	(0.48)
Hongkong (China)	405	(4.5)	404	(4.7)	405	(4.7)	395	(3.9)	-4.7	(1.88)	0.9	(0.11)	0.3	(0.22)
Indonesien	384	(4.1)	402	(4.3)	414	(4.1)	432	(3.3)	16.5	(1.42)	1.6	(0.10)	4.7	(0.75)
Jordanien	394	(4.8)	382	(4.1)	394	(4.0)	393	(4.2)	0.7	(2.11)	1.0	(0.07)	0.0	(0.04)
Kasachstan	317	(4.0)	322	(4.4)	322	(5.2)	311	(5.1)	-2.0	(1.91)	1.0	(0.07)	0.0	(0.08)
Kirgisistan	466	(4.4)	480	(4.0)	494	(4.1)	497	(4.1)	13.3	(1.89)	1.4	(0.11)	2.0	(0.56)
Lettland	484	(9.7)	501	(10.4)	515	(9.4)	498	(9.9)	5.2	(3.97)	1.3	(0.27)	0.6	(0.86)
Liechtenstein	454	(3.5)	465	(3.6)	477	(3.6)	478	(3.8)	8.0	(1.41)	1.3	(0.09)	1.0	(0.36)
Litauen	480	(2.1)	485	(1.8)	491	(2.2)	491	(2.2)	5.5	(1.31)	1.2	(0.06)	0.4	(0.18)
Macau (China)	421	(3.1)	413	(2.6)	407	(3.7)	397	(4.4)	-8.9	(1.77)	0.8	(0.06)	1.1	(0.42)
Montenegro	377	(8.9)	381	(7.0)	384	(7.6)	364	(7.7)	-3.1	(2.16)	1.2	(0.14)	0.1	(0.16)
Panama	359	(5.2)	376	(5.2)	377	(5.4)	376	(5.1)	6.2	(2.03)	1.3	(0.09)	0.4	(0.25)
Peru	337	(2.3)	375	(2.5)	396	(2.3)	393	(2.1)	17.0	(0.88)	1.8	(0.08)	3.4	(0.35)
Katar	417	(5.3)	428	(4.8)	426	(4.7)	431	(4.9)	6.3	(2.14)	1.2	(0.10)	0.4	(0.30)
Rumänien	442	(4.4)	456	(4.1)	462	(4.7)	480	(4.7)	14.8	(1.71)	1.4	(0.10)	2.1	(0.46)
Russ. Föderation	448	(3.2)	448	(4.5)	443	(3.7)	432	(3.9)	-7.3	(1.59)	0.9	(0.06)	0.8	(0.32)
Serbien	536	(3.6)	557	(3.1)	559	(3.4)	572	(3.4)	14.5	(1.53)	1.4	(0.09)	2.9	(0.58)
Shanghai (China)	504	(2.8)	531	(4.2)	537	(3.9)	533	(2.8)	10.8	(1.57)	1.5	(0.08)	1.1	(0.33)
Singapur	482	(3.3)	496	(3.7)	496	(3.5)	508	(3.0)	11.5	(1.27)	1.3	(0.07)	1.5	(0.34)
Chinesisch Taipeh	417	(3.6)	422	(3.2)	420	(3.4)	427	(3.0)	3.5	(1.43)	1.2	(0.07)	0.1	(0.12)
Thailand	402	(3.9)	415	(4.4)	435	(3.5)	430	(3.7)	10.8	(1.73)	1.4	(0.10)	1.1	(0.34)
Trinidad und Tobago	399	(3.9)	397	(4.1)	408	(3.5)	415	(3.6)	7.3	(1.53)	1.1	(0.07)	0.7	(0.31)
Tunesien	429	(3.6)	429	(3.7)	435	(4.1)	417	(3.7)	-5.6	(1.58)	1.0	(0.08)	0.3	(0.18)
Uruguay														

Anmerkung: Statistisch signifikante Werte sind durch Fettdruck gekennzeichnet (siehe Anhang A3).
 StatLink  <http://dx.doi.org/10.1787/888932343285>



[Teil 1/2]
Index der Schuldisziplin und Schülerleistungen im Bereich Lesekompetenz, nach nationalen Indexquartilen

Tabelle IV.4.2 Auf Grundlage der Schülerangaben


	Index der Schuldisziplin										Disparitäten zwischen den Schulen bei der Verteilung auf dem Index		
	Alle Schüler		Unterstes Quartil		Zweites Quartil		Drittes Quartil		Oberstes Quartil			Variationsbreite des Index	
	Index-mittel	S.E.	Index-mittel	S.E.	Index-mittel	S.E.	Index-mittel	S.E.	Index-mittel	S.E.		Standard-abweich.	S.E.
OECD-Länder													
Australien	-0.07	(0.02)	-1.41	(0.01)	-0.31	(0.00)	0.30	(0.00)	1.12	(0.01)	1.01	(0.0)	0.12
Österreich	0.11	(0.04)	-1.48	(0.03)	-0.19	(0.01)	0.62	(0.01)	1.48	(0.01)	1.17	(0.0)	0.17
Belgien	-0.07	(0.02)	-1.39	(0.02)	-0.31	(0.01)	0.30	(0.00)	1.13	(0.01)	1.01	(0.0)	0.10
Kanada	-0.08	(0.01)	-1.34	(0.01)	-0.31	(0.00)	0.25	(0.00)	1.07	(0.01)	0.96	(0.0)	0.14
Chile	-0.10	(0.02)	-1.29	(0.02)	-0.37	(0.00)	0.23	(0.00)	1.01	(0.01)	0.91	(0.0)	0.13
Tschech. Rep.	-0.18	(0.04)	-1.62	(0.03)	-0.43	(0.01)	0.25	(0.01)	1.10	(0.01)	1.08	(0.0)	0.22
Dänemark	0.01	(0.02)	-1.06	(0.02)	-0.20	(0.01)	0.28	(0.01)	1.02	(0.02)	0.83	(0.0)	0.16
Estland	0.05	(0.03)	-1.17	(0.01)	-0.24	(0.01)	0.34	(0.01)	1.28	(0.02)	0.96	(0.0)	0.24
Finnland	-0.29	(0.02)	-1.51	(0.02)	-0.57	(0.01)	0.06	(0.00)	0.85	(0.02)	0.94	(0.0)	0.14
Frankreich	-0.20	(0.03)	-1.59	(0.02)	-0.55	(0.01)	0.23	(0.01)	1.12	(0.01)	1.07	(0.0)	0.15
Deutschland	0.25	(0.02)	-1.05	(0.03)	0.05	(0.01)	0.61	(0.00)	1.40	(0.01)	0.98	(0.0)	0.13
Griechenland	-0.40	(0.02)	-1.49	(0.02)	-0.65	(0.00)	-0.11	(0.00)	0.64	(0.01)	0.85	(0.0)	0.15
Ungarn	-0.02	(0.03)	-1.29	(0.02)	-0.24	(0.01)	0.32	(0.01)	1.12	(0.01)	0.96	(0.0)	0.16
Island	-0.05	(0.01)	-1.18	(0.02)	-0.20	(0.01)	0.17	(0.00)	0.99	(0.01)	0.87	(0.0)	0.12
Irland	-0.03	(0.03)	-1.51	(0.02)	-0.29	(0.01)	0.41	(0.01)	1.27	(0.01)	1.10	(0.0)	0.10
Israel	0.08	(0.02)	-1.22	(0.02)	-0.20	(0.00)	0.37	(0.01)	1.35	(0.01)	1.01	(0.0)	0.19
Italien	0.03	(0.02)	-1.40	(0.01)	-0.26	(0.00)	0.53	(0.00)	1.25	(0.01)	1.05	(0.0)	0.23
Japan	0.75	(0.02)	-0.43	(0.02)	0.56	(0.00)	1.11	(0.00)	1.77	(0.00)	0.88	(0.0)	0.27
Korea	0.38	(0.03)	-0.65	(0.02)	0.12	(0.00)	0.67	(0.00)	1.38	(0.01)	0.82	(0.0)	0.08
Luxemburg	-0.21	(0.02)	-1.77	(0.02)	-0.53	(0.01)	0.25	(0.01)	1.21	(0.01)	1.17	(0.0)	0.05
Mexiko	0.11	(0.01)	-1.00	(0.01)	-0.12	(0.00)	0.43	(0.00)	1.13	(0.01)	0.85	(0.0)	0.12
Niederlande	-0.28	(0.02)	-1.43	(0.02)	-0.54	(0.01)	0.02	(0.00)	0.84	(0.02)	0.91	(0.0)	0.08
Neuseeland	-0.12	(0.02)	-1.36	(0.02)	-0.36	(0.00)	0.20	(0.01)	1.05	(0.01)	0.96	(0.0)	0.09
Norwegen	-0.24	(0.02)	-1.43	(0.02)	-0.51	(0.01)	0.09	(0.00)	0.88	(0.02)	0.93	(0.0)	0.17
Polen	0.07	(0.03)	-1.23	(0.02)	-0.17	(0.01)	0.41	(0.01)	1.27	(0.01)	0.99	(0.0)	0.17
Portugal	0.19	(0.03)	-1.08	(0.02)	-0.05	(0.00)	0.56	(0.01)	1.32	(0.01)	0.96	(0.0)	0.10
Slowak. Rep.	-0.02	(0.03)	-1.26	(0.02)	-0.24	(0.01)	0.33	(0.01)	1.10	(0.01)	0.94	(0.0)	0.16
Slowenien	-0.11	(0.02)	-1.61	(0.02)	-0.38	(0.01)	0.29	(0.01)	1.28	(0.01)	1.13	(0.0)	0.23
Spanien	0.09	(0.02)	-1.30	(0.02)	-0.17	(0.00)	0.51	(0.00)	1.31	(0.01)	1.04	(0.0)	0.14
Schweden	-0.03	(0.03)	-1.19	(0.02)	-0.26	(0.01)	0.23	(0.00)	1.08	(0.01)	0.90	(0.0)	0.18
Schweiz	0.09	(0.03)	-1.25	(0.03)	-0.16	(0.00)	0.50	(0.00)	1.28	(0.01)	1.01	(0.0)	0.10
Türkei	0.03	(0.02)	-1.15	(0.02)	-0.14	(0.01)	0.31	(0.01)	1.12	(0.01)	0.91	(0.0)	0.08
Ver. Königreich	0.11	(0.03)	-1.26	(0.02)	-0.13	(0.01)	0.53	(0.00)	1.30	(0.01)	1.02	(0.0)	0.14
Ver. Staaten	0.16	(0.02)	-1.10	(0.02)	-0.08	(0.00)	0.48	(0.01)	1.34	(0.01)	0.97	(0.0)	0.14
OECD-Durchschnitt	0.00	(0.00)	-1.28	(0.00)	-0.25	(0.00)	0.35	(0.00)	1.17	(0.00)	0.97	(0.0)	0.15
Partnerländer													
Albanien	0.53	(0.03)	-0.57	(0.02)	0.30	(0.01)	0.85	(0.00)	1.53	(0.01)	0.84	(0.0)	0.13
Argentinien	-0.26	(0.03)	-1.57	(0.02)	-0.55	(0.01)	0.12	(0.01)	0.97	(0.02)	1.00	(0.0)	0.17
Aserbaidzhan	0.57	(0.03)	-0.66	(0.02)	0.25	(0.01)	0.94	(0.01)	1.73	(0.01)	0.96	(0.0)	0.12
Brasilien	-0.18	(0.02)	-1.26	(0.01)	-0.47	(0.00)	0.10	(0.00)	0.93	(0.01)	0.87	(0.0)	0.12
Bulgarien	0.02	(0.04)	-1.33	(0.03)	-0.21	(0.01)	0.40	(0.01)	1.20	(0.01)	1.01	(0.0)	0.09
Kolumbien	0.19	(0.02)	-0.86	(0.02)	-0.03	(0.01)	0.49	(0.00)	1.15	(0.02)	0.81	(0.0)	0.11
Kroatien	-0.13	(0.03)	-1.47	(0.02)	-0.39	(0.00)	0.25	(0.01)	1.10	(0.01)	1.02	(0.0)	0.14
Dubai (VAE)	0.13	(0.01)	-1.21	(0.02)	-0.14	(0.01)	0.56	(0.00)	1.32	(0.01)	1.01	(0.0)	0.17
Hongkong (China)	0.37	(0.02)	-0.69	(0.02)	0.09	(0.00)	0.63	(0.00)	1.46	(0.01)	0.89	(0.0)	0.08
Indonesien	0.26	(0.02)	-0.83	(0.02)	-0.02	(0.00)	0.54	(0.00)	1.35	(0.01)	0.86	(0.0)	0.12
Jordanien	0.23	(0.03)	-1.13	(0.02)	-0.07	(0.01)	0.64	(0.01)	1.48	(0.01)	1.03	(0.0)	0.14
Kasachstan	0.78	(0.03)	-0.49	(0.02)	0.57	(0.00)	1.19	(0.01)	1.84	(0.00)	0.93	(0.0)	0.17
Kirgisistan	0.35	(0.02)	-0.75	(0.02)	0.10	(0.00)	0.67	(0.00)	1.40	(0.01)	0.86	(0.0)	0.05
Lettland	0.25	(0.03)	-0.93	(0.02)	-0.01	(0.01)	0.58	(0.01)	1.35	(0.02)	0.90	(0.0)	0.21
Liechtenstein	0.13	(0.05)	-1.14	(0.06)	-0.07	(0.01)	0.47	(0.02)	1.24	(0.04)	0.94	(0.0)	0.14
Litauen	0.30	(0.03)	-0.92	(0.02)	0.03	(0.00)	0.62	(0.01)	1.47	(0.01)	0.95	(0.0)	0.13
Macau (China)	0.11	(0.01)	-0.84	(0.01)	-0.05	(0.00)	0.32	(0.00)	1.02	(0.01)	0.76	(0.0)	0.12
Montenegro	0.28	(0.01)	-0.97	(0.02)	0.02	(0.01)	0.65	(0.01)	1.41	(0.01)	0.95	(0.0)	0.08
Panama	0.04	(0.03)	-1.11	(0.03)	-0.18	(0.01)	0.38	(0.01)	1.08	(0.02)	0.88	(0.0)	0.07
Peru	0.19	(0.02)	-0.83	(0.01)	-0.02	(0.00)	0.50	(0.00)	1.11	(0.01)	0.79	(0.0)	0.06
Katar	-0.02	(0.01)	-1.39	(0.01)	-0.36	(0.00)	0.34	(0.00)	1.33	(0.01)	1.07	(0.0)	0.09
Rumänien	0.43	(0.03)	-0.62	(0.02)	0.17	(0.01)	0.74	(0.00)	1.44	(0.01)	0.83	(0.0)	0.13
Russ. Föderation	0.44	(0.02)	-0.83	(0.02)	0.20	(0.00)	0.80	(0.00)	1.57	(0.01)	0.96	(0.0)	0.14
Serbien	-0.02	(0.03)	-1.22	(0.02)	-0.27	(0.01)	0.29	(0.01)	1.13	(0.01)	0.93	(0.0)	0.14
Shanghai (China)	0.45	(0.02)	-0.64	(0.02)	0.20	(0.00)	0.75	(0.00)	1.47	(0.01)	0.86	(0.0)	0.18
Singapur	0.12	(0.01)	-1.09	(0.02)	-0.07	(0.00)	0.45	(0.00)	1.20	(0.01)	0.91	(0.0)	0.07
Chinesisch Taipeh	0.09	(0.02)	-1.01	(0.02)	-0.08	(0.00)	0.28	(0.00)	1.18	(0.01)	0.87	(0.0)	0.08
Thailand	0.33	(0.01)	-0.56	(0.02)	0.11	(0.00)	0.53	(0.00)	1.22	(0.01)	0.74	(0.0)	0.07
Trinidad und Tobago	-0.02	(0.02)	-1.33	(0.02)	-0.31	(0.01)	0.34	(0.01)	1.23	(0.01)	1.01	(0.0)	0.09
Tunesien	-0.19	(0.02)	-1.29	(0.02)	-0.50	(0.00)	0.10	(0.01)	0.93	(0.01)	0.88	(0.0)	0.06
Uruguay	-0.01	(0.02)	-1.35	(0.02)	-0.26	(0.01)	0.37	(0.01)	1.18	(0.01)	1.00	(0.0)	0.13

Anmerkung: Statistisch signifikante Werte sind durch Fettdruck gekennzeichnet (siehe Anhang A3).
StatLink <http://dx.doi.org/10.1787/888932343285>

[Teil 2/2]
**Index der Schuldisziplin und Schülerleistungen im Bereich Lesekompetenz,
 nach nationalen Indexquartilen
 Auf Grundlage der Schülerangaben**

Tabelle IV.4.2

	Leistung auf der Gesamtskala Lesekompetenz nach nationalen Indexquartilen								Punktzahlveränderung auf der Gesamtskala Lesekompetenz je Indexeinheit		Größere Wahrscheinlichkeit für Schüler im untersten Indexquartil, im nationalen untersten Quartil der Gesamtskala Lesekompetenz zu liegen		Erklärte Varianz der Schülerleistungen (R ² x 100)	
	Unterstes Quartil		Zweites Quartil		Drittes Quartil		Oberstes Quartil							
	Mittelwert	S.E.	Mittelwert	S.E.	Mittelwert	S.E.	Mittelwert	S.E.	Effekt	S.E.	Quotient	S.E.	%	S.E.
OECD-Länder														
Australien	486	(2.5)	509	(2.7)	525	(3.1)	548	(3.7)	22.8	(1.18)	1.7	(0.06)	5.6	(0.55)
Österreich	455	(4.7)	463	(4.3)	487	(3.8)	502	(4.3)	14.9	(1.99)	1.6	(0.12)	3.2	(0.83)
Belgien	499	(4.3)	508	(3.7)	519	(3.9)	526	(3.7)	10.2	(2.07)	1.3	(0.10)	1.1	(0.44)
Kanada	509	(2.4)	524	(2.6)	529	(2.5)	541	(2.4)	12.3	(1.18)	1.4	(0.05)	1.7	(0.33)
Chile	439	(4.2)	445	(4.3)	454	(4.1)	464	(4.0)	10.0	(2.04)	1.3	(0.10)	1.2	(0.48)
Tschech. Rep.	465	(4.3)	471	(3.8)	486	(4.1)	507	(4.3)	14.1	(1.89)	1.4	(0.09)	2.9	(0.73)
Dänemark	482	(3.2)	493	(3.1)	497	(3.8)	511	(3.4)	13.2	(1.58)	1.4	(0.10)	1.7	(0.42)
Estland	487	(4.3)	492	(3.8)	504	(3.8)	521	(3.6)	12.9	(2.10)	1.3	(0.11)	2.2	(0.72)
Finnland	532	(3.0)	535	(3.3)	532	(3.7)	546	(3.6)	4.0	(1.61)	1.1	(0.06)	0.2	(0.15)
Frankreich	482	(5.0)	490	(5.1)	500	(4.2)	519	(5.2)	12.7	(2.60)	1.3	(0.11)	1.7	(0.69)
Deutschland	487	(4.4)	506	(4.6)	514	(3.5)	513	(3.6)	9.1	(1.85)	1.4	(0.11)	1.0	(0.39)
Griechenland	475	(5.5)	474	(6.0)	485	(5.2)	498	(5.2)	11.4	(2.67)	1.1	(0.09)	1.1	(0.48)
Ungarn	479	(4.8)	485	(4.4)	492	(4.3)	522	(4.4)	15.6	(2.27)	1.3	(0.12)	2.8	(0.78)
Island	485	(3.7)	497	(3.9)	506	(3.6)	519	(2.9)	15.4	(2.31)	1.4	(0.09)	2.0	(0.61)
Irland	476	(5.2)	490	(4.4)	508	(4.2)	519	(3.5)	14.7	(1.93)	1.5	(0.13)	3.0	(0.76)
Israel	463	(5.0)	473	(4.1)	488	(4.1)	493	(4.9)	10.8	(2.18)	1.4	(0.09)	1.0	(0.41)
Italien	453	(2.2)	473	(2.3)	503	(2.3)	518	(1.9)	23.6	(1.06)	1.8	(0.06)	6.8	(0.53)
Japan	470	(6.5)	518	(4.1)	543	(3.6)	551	(3.7)	35.1	(2.94)	2.3	(0.17)	9.6	(1.36)
Korea	530	(3.8)	531	(4.5)	544	(4.4)	554	(4.4)	13.3	(2.43)	1.2	(0.10)	1.9	(0.63)
Luxemburg	462	(2.9)	460	(3.2)	479	(3.1)	501	(3.0)	13.3	(1.38)	1.2	(0.07)	2.3	(0.47)
Mexiko	415	(2.7)	419	(2.3)	428	(2.1)	442	(2.2)	11.7	(1.22)	1.3	(0.05)	1.4	(0.28)
Niederlande	502	(6.1)	511	(6.3)	515	(5.9)	518	(7.0)	6.6	(2.49)	1.2	(0.11)	0.5	(0.35)
Neuseeland	498	(4.1)	513	(4.3)	526	(3.9)	554	(3.5)	20.7	(2.09)	1.4	(0.10)	3.8	(0.76)
Norwegen	484	(3.5)	505	(3.1)	512	(3.9)	516	(3.9)	14.1	(1.74)	1.4	(0.08)	2.1	(0.51)
Polen	491	(3.6)	495	(3.4)	503	(3.5)	516	(3.6)	10.3	(1.73)	1.2	(0.07)	1.3	(0.43)
Portugal	481	(4.2)	479	(3.9)	493	(3.9)	506	(4.0)	9.7	(1.94)	1.2	(0.08)	1.2	(0.46)
Slowak. Rep.	465	(4.4)	471	(4.1)	481	(4.1)	495	(3.6)	11.6	(2.19)	1.3	(0.10)	1.5	(0.53)
Slowenien	460	(3.0)	477	(3.1)	492	(3.2)	516	(3.3)	17.9	(1.21)	1.6	(0.11)	5.2	(0.66)
Spanien	465	(3.0)	476	(3.1)	493	(2.7)	494	(2.1)	10.9	(1.12)	1.5	(0.07)	1.7	(0.35)
Schweden	487	(4.0)	494	(4.7)	503	(4.1)	514	(4.5)	11.4	(2.23)	1.3	(0.09)	1.1	(0.44)
Schweiz	485	(4.2)	493	(3.3)	507	(3.5)	519	(3.9)	12.3	(2.04)	1.4	(0.08)	1.8	(0.57)
Türkei	445	(4.4)	460	(4.3)	473	(4.6)	480	(4.0)	13.4	(1.81)	1.5	(0.09)	2.2	(0.58)
Ver. Königreich	464	(3.4)	489	(3.4)	511	(3.1)	519	(3.0)	21.1	(1.64)	1.8	(0.10)	5.2	(0.79)
Ver. Staaten	465	(4.1)	491	(4.4)	517	(5.6)	532	(3.5)	25.6	(1.66)	1.9	(0.13)	6.6	(0.74)
OECD-Durchschnitt	477	(0.7)	489	(0.7)	501	(0.7)	515	(0.7)	14.3	(0.33)	1.4	(0.02)	2.6	(0.10)
Partnerländer														
Albanien	368	(4.5)	390	(5.4)	395	(6.5)	399	(6.8)	14.2	(3.47)	1.3	(0.12)	1.5	(0.72)
Argentinien	405	(6.5)	398	(6.7)	401	(5.4)	411	(5.2)	1.3	(2.49)	1.0	(0.08)	0.0	(0.08)
Aserbaidschan	342	(4.3)	365	(4.1)	378	(5.1)	376	(4.4)	14.8	(1.93)	1.7	(0.14)	3.6	(0.97)
Brasilien	400	(3.5)	406	(3.1)	417	(4.0)	431	(4.3)	13.3	(2.19)	1.2	(0.07)	1.6	(0.50)
Bulgarien	409	(7.6)	423	(7.2)	450	(7.4)	447	(9.8)	15.9	(3.34)	1.4	(0.14)	2.1	(0.85)
Kolumbien	397	(4.9)	410	(4.1)	421	(3.6)	433	(4.8)	17.3	(2.44)	1.6	(0.12)	2.7	(0.77)
Kroatien	448	(4.1)	465	(4.0)	483	(3.7)	509	(3.8)	21.7	(1.78)	1.7	(0.12)	6.5	(1.02)
Dubai (VAE)	427	(2.8)	448	(3.2)	480	(3.2)	489	(3.4)	23.7	(1.75)	1.8	(0.10)	5.1	(0.73)
Hongkong (China)	515	(4.1)	520	(3.2)	547	(3.2)	551	(3.0)	16.4	(2.15)	1.5	(0.10)	3.0	(0.76)
Indonesien	392	(4.1)	410	(4.9)	410	(3.9)	399	(4.9)	2.8	(2.09)	1.3	(0.11)	0.1	(0.21)
Jordanien	390	(3.9)	401	(3.9)	423	(4.0)	418	(4.1)	10.6	(1.70)	1.4	(0.09)	1.5	(0.48)
Kasachstan	366	(5.0)	393	(4.1)	401	(4.1)	402	(4.2)	15.2	(2.66)	1.8	(0.11)	2.4	(0.81)
Kirgisistan	290	(4.5)	317	(4.1)	335	(4.0)	333	(5.4)	21.4	(2.67)	1.8	(0.14)	3.7	(0.90)
Lettland	478	(3.9)	474	(4.2)	484	(4.9)	501	(5.0)	9.6	(2.15)	1.1	(0.10)	1.2	(0.54)
Liechtenstein	494	(8.8)	492	(9.1)	502	(8.6)	510	(9.1)	6.0	(5.01)	1.1	(0.24)	0.5	(0.82)
Litauen	449	(3.4)	459	(3.2)	474	(3.6)	494	(4.3)	17.1	(1.90)	1.5	(0.09)	3.6	(0.78)
Macau (China)	472	(2.2)	477	(2.4)	489	(2.4)	509	(2.1)	17.0	(1.39)	1.4	(0.08)	2.9	(0.47)
Montenegro	380	(3.2)	406	(3.2)	423	(2.8)	430	(4.9)	19.8	(2.17)	1.7	(0.11)	4.3	(0.88)
Panama	359	(10.6)	369	(7.1)	392	(7.2)	386	(7.2)	12.1	(3.85)	1.5	(0.18)	1.2	(0.77)
Peru	350	(4.9)	366	(4.3)	383	(4.6)	389	(4.8)	19.7	(2.32)	1.6	(0.09)	2.5	(0.63)
Katar	352	(2.5)	359	(2.5)	392	(3.0)	398	(2.2)	15.7	(1.08)	1.3	(0.06)	2.2	(0.30)
Rumänien	397	(4.7)	411	(4.5)	441	(4.8)	452	(5.6)	26.6	(2.50)	1.8	(0.12)	6.1	(1.09)
Russ. Föderation	441	(4.4)	461	(4.4)	474	(3.8)	464	(4.6)	9.7	(1.64)	1.5	(0.09)	1.1	(0.35)
Serbien	422	(3.8)	434	(3.2)	445	(3.5)	471	(3.8)	19.3	(2.04)	1.5	(0.10)	4.7	(0.99)
Shanghai (China)	530	(4.1)	548	(3.5)	570	(2.9)	576	(3.7)	21.3	(1.93)	1.8	(0.12)	5.2	(0.91)
Singapur	498	(3.0)	509	(2.7)	537	(2.6)	562	(2.5)	26.7	(1.32)	1.7	(0.10)	6.2	(0.60)
Chinesisch Taipeh	475	(3.5)	487	(3.2)	498	(3.9)	522	(4.2)	20.3	(2.13)	1.5	(0.09)	4.2	(0.81)
Thailand	407	(3.9)	416	(2.9)	432	(3.2)	431	(3.5)	13.3	(1.91)	1.5	(0.10)	1.9	(0.56)
Trinidad und Tobago	405	(3.3)	402	(4.3)	430	(4.5)	447	(3.3)	15.8	(1.72)	1.3	(0.08)	2.1	(0.44)
Tunesien	403	(3.6)	401	(4.0)	406	(3.7)	408	(3.8)	0.3	(1.78)	1.1	(0.07)	0.0	(0.04)
Uruguay	416	(3.9)	420	(3.5)	437	(3.6)	442	(3.6)	10.0	(1.68)	1.2	(0.08)	1.1	(0.34)

Anmerkung: Statistisch signifikante Werte sind durch Fettdruck gekennzeichnet (siehe Anhang A3).
 StatLink  <http://dx.doi.org/10.1787/888932343285>



[Teil 1/2]

Index der Förderung des Leseengagements durch die Lehrkräfte und Schülerleistungen im Bereich Lesekompetenz, nach nationalen Indexquartilen

Tabelle IV.4.3 Auf Grundlage der Schülerangaben

	Index der Förderung des Leseengagements durch die Lehrkräfte										Disparitäten zwischen den Schulen bei der Verteilung auf dem Index			
	Alle Schüler		Unterstes Quartil		Zweites Quartil		Drittes Quartil		Oberstes Quartil			Variationsbreite des Index		
	Index-mittel	S.E.	Index-mittel	S.E.	Index-mittel	S.E.	Index-mittel	S.E.	Index-mittel	S.E.		Standard-abweich.	S.E.	Anteil der Indexvarianz zwischen Schulen
OECD-Länder														
Australien	0.13	(0.01)	-1.07	(0.01)	-0.15	(0.00)	0.41	(0.00)	1.34	(0.01)	1.00	(0.0)	0.07	
Österreich	-0.30	(0.02)	-1.57	(0.02)	-0.57	(0.00)	0.01	(0.01)	0.95	(0.02)	1.03	(0.0)	0.07	
Belgien	-0.16	(0.01)	-1.23	(0.02)	-0.42	(0.00)	0.09	(0.00)	0.90	(0.02)	0.89	(0.0)	0.05	
Kanada	0.23	(0.01)	-1.02	(0.01)	-0.06	(0.00)	0.53	(0.00)	1.49	(0.01)	1.05	(0.0)	0.10	
Chile	0.17	(0.02)	-1.02	(0.02)	-0.14	(0.00)	0.43	(0.00)	1.40	(0.02)	0.99	(0.0)	0.09	
Tschech. Rep.	-0.12	(0.02)	-1.15	(0.02)	-0.39	(0.00)	0.13	(0.01)	0.95	(0.02)	0.88	(0.0)	0.07	
Dänemark	0.23	(0.02)	-0.82	(0.01)	-0.03	(0.00)	0.46	(0.00)	1.32	(0.02)	0.89	(0.0)	0.07	
Estland	0.06	(0.02)	-0.96	(0.02)	-0.19	(0.00)	0.30	(0.00)	1.08	(0.02)	0.84	(0.0)	0.08	
Finnland	-0.33	(0.02)	-1.32	(0.02)	-0.55	(0.00)	-0.08	(0.00)	0.62	(0.01)	0.79	(0.0)	0.07	
Frankreich	0.13	(0.02)	-0.92	(0.02)	-0.15	(0.00)	0.37	(0.00)	1.22	(0.02)	0.88	(0.0)	0.06	
Deutschland	-0.15	(0.02)	-1.26	(0.02)	-0.42	(0.00)	0.11	(0.00)	0.95	(0.02)	0.91	(0.0)	0.04	
Griechenland	0.00	(0.02)	-1.14	(0.03)	-0.24	(0.00)	0.26	(0.00)	1.11	(0.02)	0.93	(0.0)	0.07	
Ungarn	0.23	(0.02)	-0.86	(0.02)	-0.02	(0.00)	0.48	(0.00)	1.30	(0.02)	0.89	(0.0)	0.10	
Island	-0.41	(0.02)	-1.69	(0.02)	-0.67	(0.00)	-0.08	(0.01)	0.82	(0.02)	1.03	(0.0)	0.09	
Irland	0.06	(0.02)	-1.20	(0.02)	-0.21	(0.00)	0.35	(0.00)	1.31	(0.02)	1.03	(0.0)	0.04	
Israel	-0.29	(0.03)	-1.68	(0.02)	-0.63	(0.00)	0.01	(0.00)	1.13	(0.03)	1.15	(0.0)	0.15	
Italien	0.06	(0.01)	-1.06	(0.01)	-0.19	(0.00)	0.33	(0.00)	1.17	(0.01)	0.92	(0.0)	0.10	
Japan	-0.13	(0.02)	-1.38	(0.02)	-0.44	(0.01)	0.15	(0.00)	1.15	(0.02)	1.05	(0.0)	0.08	
Korea	-0.43	(0.02)	-1.68	(0.03)	-0.70	(0.00)	-0.15	(0.01)	0.79	(0.02)	1.02	(0.0)	0.05	
Luxemburg	-0.02	(0.02)	-1.17	(0.02)	-0.28	(0.00)	0.24	(0.00)	1.15	(0.02)	0.98	(0.0)	0.01	
Mexiko	0.08	(0.01)	-1.09	(0.01)	-0.22	(0.00)	0.33	(0.00)	1.32	(0.01)	0.99	(0.0)	0.07	
Niederlande	-0.38	(0.02)	-1.44	(0.02)	-0.61	(0.01)	-0.11	(0.00)	0.65	(0.02)	0.87	(0.0)	0.05	
Neuseeland	0.12	(0.02)	-1.11	(0.02)	-0.18	(0.00)	0.42	(0.00)	1.36	(0.02)	1.02	(0.0)	0.04	
Norwegen	-0.37	(0.02)	-1.52	(0.02)	-0.64	(0.00)	-0.09	(0.00)	0.76	(0.02)	0.93	(0.0)	0.08	
Polen	0.29	(0.02)	-0.88	(0.02)	0.04	(0.01)	0.56	(0.00)	1.43	(0.02)	0.97	(0.0)	0.06	
Portugal	0.24	(0.02)	-0.83	(0.01)	-0.06	(0.00)	0.46	(0.00)	1.37	(0.02)	0.91	(0.0)	0.03	
Slowak. Rep.	-0.04	(0.03)	-1.13	(0.03)	-0.32	(0.00)	0.22	(0.00)	1.09	(0.02)	0.93	(0.0)	0.09	
Slowenien	0.22	(0.02)	-0.95	(0.02)	-0.07	(0.01)	0.50	(0.00)	1.38	(0.02)	0.98	(0.0)	0.07	
Spanien	-0.11	(0.02)	-1.26	(0.02)	-0.39	(0.00)	0.16	(0.00)	1.05	(0.01)	0.96	(0.0)	0.09	
Schweden	-0.16	(0.02)	-1.26	(0.02)	-0.44	(0.00)	0.12	(0.00)	0.92	(0.01)	0.91	(0.0)	0.07	
Schweiz	-0.14	(0.02)	-1.19	(0.02)	-0.41	(0.00)	0.11	(0.00)	0.93	(0.02)	0.89	(0.0)	0.05	
Türkei	0.60	(0.03)	-0.66	(0.02)	0.24	(0.00)	0.80	(0.00)	2.04	(0.03)	1.11	(0.0)	0.06	
Ver. Königreich	0.12	(0.02)	-1.01	(0.02)	-0.14	(0.00)	0.38	(0.00)	1.27	(0.02)	0.95	(0.0)	0.07	
Ver. Staaten	0.51	(0.03)	-0.86	(0.02)	0.11	(0.01)	0.72	(0.00)	2.07	(0.03)	1.20	(0.0)	0.07	
OECD-Durchschnitt	0.00	(0.00)	-1.16	(0.00)	-0.28	(0.00)	0.26	(0.00)	1.17	(0.00)	0.96	(0.0)	0.07	
Partnerländer														
Albanien	0.59	(0.02)	-0.50	(0.02)	0.29	(0.00)	0.81	(0.01)	1.76	(0.03)	0.93	(0.0)	0.06	
Argentinien	0.13	(0.02)	-1.03	(0.03)	-0.20	(0.00)	0.36	(0.00)	1.37	(0.02)	0.98	(0.0)	0.08	
Aserbaidschan	0.72	(0.03)	-0.71	(0.03)	0.36	(0.01)	0.92	(0.01)	2.30	(0.04)	1.23	(0.0)	0.10	
Brasilien	0.12	(0.01)	-1.02	(0.01)	-0.20	(0.00)	0.37	(0.00)	1.33	(0.02)	0.97	(0.0)	0.04	
Bulgarien	0.32	(0.03)	-1.02	(0.04)	-0.01	(0.01)	0.58	(0.01)	1.72	(0.03)	1.14	(0.0)	0.04	
Kolumbien	0.27	(0.03)	-0.83	(0.03)	-0.03	(0.01)	0.50	(0.00)	1.45	(0.02)	0.95	(0.0)	0.09	
Kroatien	0.29	(0.02)	-0.88	(0.02)	0.01	(0.01)	0.56	(0.00)	1.48	(0.02)	0.98	(0.0)	0.05	
Dubai (VAE)	0.43	(0.01)	-0.91	(0.02)	0.13	(0.01)	0.72	(0.01)	1.79	(0.02)	1.10	(0.0)	0.06	
Hongkong (China)	-0.03	(0.02)	-1.05	(0.02)	-0.33	(0.00)	0.20	(0.00)	1.05	(0.02)	0.89	(0.0)	0.09	
Indonesien	0.42	(0.03)	-0.72	(0.02)	0.03	(0.00)	0.60	(0.01)	1.75	(0.03)	1.02	(0.0)	0.07	
Jordanien	0.41	(0.03)	-1.08	(0.03)	0.06	(0.01)	0.71	(0.01)	1.93	(0.03)	1.24	(0.0)	0.08	
Kasachstan	1.22	(0.03)	-0.10	(0.02)	0.79	(0.00)	1.42	(0.01)	2.78	(0.02)	1.15	(0.0)	0.11	
Kirgisistan	0.89	(0.03)	-0.33	(0.02)	0.53	(0.00)	1.07	(0.01)	2.30	(0.03)	1.07	(0.0)	0.09	
Lettland	0.24	(0.03)	-0.76	(0.02)	-0.04	(0.00)	0.43	(0.00)	1.31	(0.02)	0.86	(0.0)	0.10	
Liechtenstein	-0.32	(0.05)	-1.50	(0.06)	-0.61	(0.02)	0.00	(0.01)	0.81	(0.06)	0.95	(0.0)	0.18	
Litauen	0.31	(0.02)	-0.76	(0.01)	0.01	(0.00)	0.54	(0.00)	1.46	(0.02)	0.92	(0.0)	0.04	
Macau (China)	-0.23	(0.01)	-1.20	(0.01)	-0.51	(0.00)	-0.02	(0.00)	0.82	(0.02)	0.85	(0.0)	0.06	
Montenegro	0.59	(0.02)	-0.75	(0.02)	0.26	(0.01)	0.82	(0.00)	2.04	(0.02)	1.14	(0.0)	0.07	
Panama	0.26	(0.03)	-0.95	(0.03)	-0.05	(0.01)	0.48	(0.01)	1.58	(0.04)	1.05	(0.0)	0.04	
Peru	0.50	(0.02)	-0.62	(0.01)	0.17	(0.00)	0.69	(0.00)	1.74	(0.03)	0.97	(0.0)	0.06	
Katar	0.27	(0.01)	-1.26	(0.02)	-0.08	(0.00)	0.59	(0.00)	1.83	(0.02)	1.28	(0.0)	0.06	
Rumänien	0.28	(0.02)	-0.78	(0.02)	-0.03	(0.00)	0.50	(0.00)	1.45	(0.03)	0.93	(0.0)	0.05	
Russ. Föderation	1.14	(0.03)	-0.19	(0.02)	0.69	(0.00)	1.33	(0.01)	2.73	(0.03)	1.16	(0.0)	0.08	
Serbien	0.37	(0.02)	-0.79	(0.02)	0.03	(0.00)	0.59	(0.00)	1.66	(0.03)	1.02	(0.0)	0.05	
Shanghai (China)	0.14	(0.02)	-0.92	(0.02)	-0.09	(0.00)	0.38	(0.00)	1.18	(0.02)	0.88	(0.0)	0.04	
Singapur	-0.04	(0.01)	-1.14	(0.01)	-0.34	(0.00)	0.23	(0.00)	1.10	(0.02)	0.94	(0.0)	0.05	
Chinesisch Taipeh	-0.04	(0.02)	-1.18	(0.02)	-0.41	(0.00)	0.21	(0.00)	1.23	(0.02)	1.03	(0.0)	0.03	
Thailand	0.33	(0.02)	-0.79	(0.01)	-0.01	(0.01)	0.55	(0.00)	1.57	(0.03)	0.97	(0.0)	0.07	
Trinidad und Tobago	0.38	(0.02)	-0.99	(0.02)	0.04	(0.00)	0.66	(0.00)	1.82	(0.02)	1.15	(0.0)	0.05	
Tunesien	0.49	(0.03)	-0.76	(0.02)	0.19	(0.00)	0.76	(0.01)	1.76	(0.03)	1.03	(0.0)	0.06	
Uruguay	0.06	(0.02)	-1.10	(0.02)	-0.24	(0.00)	0.32	(0.00)	1.26	(0.02)	0.97	(0.0)	0.04	

Anmerkung: Statistisch signifikante Werte sind durch Fettdruck gekennzeichnet (siehe Anhang A3). StatLink <http://dx.doi.org/10.1787/888932343285>

[Teil 2/2]
Index der Förderung des Leseengagements durch die Lehrkräfte und Schülerleistungen im Bereich Lesekompetenz, nach nationalen Indexquartilen

Tabelle IV.4.3 *Auf Grundlage der Schülerangaben*

	Leistung auf der Gesamtskala Lesekompetenz nach nationalen Indexquartilen								Punktzahlveränderung auf der Gesamtskala Lesekompetenz je Indexeinheit		Größere Wahrscheinlichkeit für Schüler im untersten Indexquartil, im nationalen untersten Quartil der Gesamtskala Lesekompetenz zu liegen		Erklärte Varianz der Schülerleistungen (R ² x 100)	
	Unterstes Quartil		Zweites Quartil		Drittes Quartil		Oberstes Quartil							
	Mittelwert	S.E.	Mittelwert	S.E.	Mittelwert	S.E.	Mittelwert	S.E.	Effekt	S.E.	Quotient	S.E.	%	S.E.
OECD-Länder	490 (2.6)	518 (3.0)	528 (2.6)	534 (3.4)	14.6 (1.27)	1.5 (0.06)	2.3 (0.36)							
Australien	468 (4.5)	476 (4.2)	480 (4.2)	481 (4.6)	4.7 (1.81)	1.1 (0.09)	0.3 (0.19)							
Österreich	494 (3.0)	513 (3.3)	528 (3.0)	517 (4.0)	8.7 (2.02)	1.4 (0.07)	0.6 (0.29)							
Belgien	507 (2.0)	525 (2.1)	532 (2.0)	540 (2.8)	10.4 (1.21)	1.4 (0.05)	1.5 (0.34)							
Kanada	445 (3.9)	448 (3.9)	452 (3.4)	459 (4.2)	4.0 (1.60)	1.1 (0.07)	0.2 (0.19)							
Chile	475 (3.9)	479 (3.8)	489 (3.4)	486 (3.9)	5.2 (2.00)	1.1 (0.08)	0.3 (0.21)							
Tschech. Rep.	481 (3.4)	496 (3.2)	505 (3.2)	503 (3.5)	7.4 (1.81)	1.4 (0.09)	0.6 (0.30)							
Dänemark	502 (4.1)	499 (3.1)	503 (3.8)	502 (3.7)	-0.7 (1.99)	1.0 (0.08)	0.0 (0.05)							
Estland	536 (3.1)	528 (3.2)	539 (3.2)	542 (3.4)	3.7 (1.82)	1.0 (0.06)	0.1 (0.12)							
Finnland	475 (5.1)	501 (4.4)	511 (4.3)	508 (4.9)	13.5 (2.86)	1.5 (0.11)	1.3 (0.55)							
Frankreich	495 (4.4)	507 (3.6)	513 (3.2)	507 (4.3)	4.0 (2.11)	1.1 (0.09)	0.2 (0.17)							
Deutschland	478 (5.5)	479 (5.5)	489 (5.4)	488 (5.4)	3.3 (2.24)	1.1 (0.11)	0.1 (0.15)							
Griechenland	479 (4.7)	494 (4.5)	501 (4.2)	505 (5.3)	8.0 (3.10)	1.4 (0.12)	0.6 (0.47)							
Ungarn	502 (3.5)	491 (3.5)	510 (3.0)	507 (3.0)	4.6 (1.72)	1.0 (0.08)	0.3 (0.19)							
Island	487 (4.5)	501 (4.2)	508 (4.0)	497 (4.5)	3.2 (2.27)	1.2 (0.09)	0.1 (0.19)							
Irland	503 (4.1)	482 (4.7)	473 (4.8)	461 (4.5)	-13.7 (1.64)	0.6 (0.05)	2.2 (0.52)							
Israel	480 (2.1)	485 (2.4)	491 (2.3)	491 (2.4)	3.4 (1.20)	1.1 (0.04)	0.1 (0.07)							
Italien	503 (4.9)	518 (5.0)	533 (3.4)	529 (3.7)	11.6 (2.16)	1.4 (0.08)	1.5 (0.53)							
Japan	531 (5.0)	536 (4.2)	549 (3.9)	542 (4.5)	4.9 (1.89)	1.2 (0.08)	0.4 (0.29)							
Korea	462 (3.1)	478 (3.2)	482 (3.1)	483 (2.9)	5.6 (1.86)	1.2 (0.07)	0.3 (0.19)							
Luxemburg	418 (2.8)	422 (2.3)	431 (2.3)	433 (2.5)	4.7 (0.98)	1.2 (0.04)	0.3 (0.13)							
Mexiko	509 (6.0)	512 (5.1)	516 (5.9)	510 (7.1)	0.6 (2.29)	1.0 (0.07)	0.0 (0.05)							
Niederlande	501 (3.9)	525 (3.2)	533 (3.7)	533 (3.4)	10.4 (1.66)	1.4 (0.08)	1.1 (0.36)							
Neuseeland	496 (3.3)	495 (3.5)	512 (3.1)	514 (3.8)	9.4 (1.71)	1.1 (0.07)	0.9 (0.33)							
Norwegen	486 (4.2)	498 (3.0)	504 (3.4)	518 (4.3)	11.7 (1.85)	1.4 (0.09)	1.6 (0.51)							
Polen	475 (3.7)	496 (4.2)	496 (3.6)	492 (4.1)	5.5 (1.52)	1.4 (0.09)	0.3 (0.18)							
Portugal	475 (4.1)	476 (3.6)	482 (3.8)	481 (4.0)	2.4 (2.28)	1.2 (0.09)	0.1 (0.14)							
Slowak. Rep.	467 (3.2)	486 (2.8)	495 (3.0)	497 (2.8)	10.7 (1.65)	1.6 (0.08)	1.4 (0.44)							
Slowenien	476 (3.0)	482 (2.6)	487 (2.8)	484 (2.6)	3.3 (1.69)	1.1 (0.06)	0.1 (0.13)							
Spanien	487 (3.6)	495 (3.5)	508 (4.0)	510 (4.4)	10.0 (2.01)	1.2 (0.08)	0.9 (0.36)							
Schweden	494 (3.3)	501 (3.3)	504 (3.1)	506 (4.1)	5.1 (1.93)	1.0 (0.07)	0.2 (0.18)							
Schweiz	448 (4.4)	464 (4.5)	470 (4.1)	475 (3.9)	7.5 (1.43)	1.4 (0.08)	1.0 (0.39)							
Türkei	469 (3.3)	501 (3.6)	510 (3.1)	504 (3.6)	12.6 (1.81)	1.6 (0.09)	1.6 (0.47)							
Ver. Königreich	476 (5.0)	500 (4.3)	510 (5.1)	520 (5.1)	11.0 (1.67)	1.6 (0.09)	1.9 (0.59)							
Ver. Staaten	484 (0.7)	494 (0.6)	502 (0.6)	502 (0.7)	6.2 (0.33)	1.2 (0.01)	0.7 (0.06)							
OECD-Durchschnitt														
Partnerländer														
Albanien	365 (4.8)	393 (4.6)	400 (5.4)	394 (5.3)	10.0 (2.00)	1.4 (0.11)	0.9 (0.37)							
Argentinien	404 (5.6)	412 (5.5)	402 (5.4)	400 (6.2)	-4.0 (2.29)	1.0 (0.07)	0.1 (0.16)							
Aserbaidschan	348 (4.6)	371 (4.8)	374 (4.3)	368 (3.1)	5.7 (1.33)	1.5 (0.14)	0.9 (0.43)							
Brasilien	404 (3.0)	414 (3.0)	420 (3.9)	416 (3.7)	3.1 (1.44)	1.1 (0.06)	0.1 (0.10)							
Bulgarien	411 (7.6)	436 (7.2)	445 (7.2)	438 (9.0)	6.7 (2.55)	1.3 (0.11)	0.5 (0.34)							
Kolumbien	404 (4.2)	417 (4.4)	424 (4.4)	419 (5.4)	4.6 (2.23)	1.2 (0.08)	0.3 (0.27)							
Kroatien	461 (4.4)	477 (3.8)	482 (3.7)	486 (3.8)	8.8 (1.78)	1.4 (0.09)	1.0 (0.39)							
Dubai (VAE)	449 (2.9)	457 (3.2)	473 (2.8)	466 (2.8)	5.7 (1.40)	1.2 (0.09)	0.4 (0.18)							
Hongkong (China)	514 (3.3)	533 (3.6)	550 (3.1)	537 (3.7)	9.0 (2.11)	1.5 (0.11)	0.9 (0.43)							
Indonesien	404 (4.6)	407 (4.1)	406 (4.4)	394 (4.0)	-4.9 (1.44)	1.0 (0.07)	0.6 (0.31)							
Jordanien	384 (4.0)	403 (3.7)	425 (4.1)	421 (3.8)	11.2 (1.33)	1.6 (0.11)	2.5 (0.56)							
Kasachstan	383 (4.5)	392 (3.9)	398 (4.2)	390 (4.3)	1.7 (1.69)	1.2 (0.08)	0.0 (0.09)							
Kirgisistan	316 (4.3)	323 (4.1)	327 (4.6)	310 (5.2)	-2.7 (1.89)	1.2 (0.11)	0.1 (0.14)							
Lettland	471 (4.7)	485 (3.7)	490 (3.6)	490 (4.5)	5.7 (2.15)	1.3 (0.10)	0.4 (0.28)							
Liechtenstein	479 (10.2)	494 (10.0)	512 (9.0)	517 (8.9)	17.0 (5.20)	1.4 (0.36)	3.8 (2.32)							
Litauen	458 (3.7)	469 (3.5)	478 (3.6)	472 (4.0)	4.1 (1.88)	1.3 (0.10)	0.2 (0.19)							
Macau (China)	486 (2.0)	481 (2.7)	489 (2.2)	492 (2.0)	2.8 (1.25)	1.1 (0.06)	0.1 (0.09)							
Montenegro	391 (2.6)	414 (2.9)	416 (3.9)	419 (3.9)	8.3 (1.90)	1.4 (0.10)	1.1 (0.49)							
Panama	376 (7.6)	376 (9.8)	381 (7.5)	371 (6.5)	-3.2 (2.63)	1.0 (0.14)	0.1 (0.20)							
Peru	364 (5.5)	372 (4.9)	378 (4.3)	377 (4.7)	3.4 (1.97)	1.2 (0.09)	0.1 (0.13)							
Katar	360 (2.8)	367 (2.4)	387 (2.1)	386 (2.2)	7.2 (1.02)	1.2 (0.07)	0.6 (0.18)							
Rumänien	398 (5.3)	425 (5.2)	440 (4.7)	439 (5.2)	13.1 (2.27)	1.7 (0.13)	1.9 (0.61)							
Russ. Föderation	442 (4.3)	457 (4.0)	472 (4.7)	470 (4.1)	9.0 (1.47)	1.5 (0.10)	1.4 (0.42)							
Serbien	432 (3.4)	440 (3.3)	445 (3.2)	457 (3.3)	7.3 (1.48)	1.2 (0.09)	0.8 (0.34)							
Shanghai (China)	540 (3.2)	553 (3.6)	565 (3.6)	566 (3.4)	10.7 (1.69)	1.3 (0.10)	1.4 (0.44)							
Singapur	517 (2.9)	528 (3.0)	533 (2.8)	528 (2.7)	2.1 (1.57)	1.2 (0.08)	0.0 (0.07)							
Chinesisch Taipeh	484 (3.4)	491 (3.1)	509 (3.6)	499 (3.5)	4.2 (1.48)	1.3 (0.08)	0.3 (0.18)							
Thailand	405 (3.2)	420 (3.3)	430 (3.1)	431 (3.3)	8.0 (1.47)	1.5 (0.10)	1.2 (0.42)							
Trinidad und Tobago	409 (3.8)	421 (3.9)	425 (3.8)	434 (3.7)	8.0 (1.75)	1.2 (0.10)	0.7 (0.30)							
Tunesien	404 (3.4)	403 (4.1)	407 (4.2)	406 (3.8)	0.0 (1.74)	1.0 (0.06)	0.0 (0.04)							
Uruguay	414 (3.9)	431 (3.7)	442 (3.7)	430 (4.0)	5.6 (2.18)	1.3 (0.09)	0.3 (0.25)							

Anmerkung: Statistisch signifikante Werte sind durch Fettdruck gekennzeichnet (siehe Anhang A3).
 StatLink <http://dx.doi.org/10.1787/888932343285>



[Teil 1/2]
Index der das Schulklima beeinträchtigenden schülerbezogenen Faktoren und Schülerleistungen im Bereich Lesekompetenz, nach nationalen Indexquartilen

Tabelle IV.4.4 *Auf Grundlage der Angaben der Schulleitungen*

	Index der das Schulklima beeinträchtigenden schülerbezogenen Faktoren										Variationsbreite des Index	
	Alle Schüler		Unterstes Quartil		Zweites Quartil		Drittes Quartil		Oberstes Quartil			
	Index-mittel	S.E.	Index-mittel	S.E.	Index-mittel	S.E.	Index-mittel	S.E.	Index-mittel	S.E.	Standard-abweich.	S.E.
OECD-Länder	Australien	0.01 (0.04)	-1.20 (0.04)	-0.29 (0.02)	0.28 (0.02)	1.24 (0.07)	0.96 (0.0)					
	Österreich	-0.22 (0.07)	-1.39 (0.05)	-0.48 (0.03)	0.12 (0.02)	0.89 (0.07)	0.91 (0.0)					
	Belgien	0.27 (0.05)	-0.97 (0.04)	-0.04 (0.02)	0.56 (0.02)	1.52 (0.06)	0.98 (0.0)					
	Kanada	-0.41 (0.03)	-1.37 (0.04)	-0.70 (0.01)	-0.25 (0.01)	0.67 (0.06)	0.85 (0.0)					
	Chile	-0.10 (0.08)	-1.52 (0.09)	-0.44 (0.02)	0.21 (0.04)	1.34 (0.09)	1.12 (0.1)					
	Tschech. Rep.	-0.18 (0.06)	-1.15 (0.05)	-0.47 (0.02)	0.05 (0.02)	0.84 (0.06)	0.80 (0.0)					
	Dänemark	0.27 (0.05)	-0.71 (0.04)	-0.03 (0.02)	0.48 (0.02)	1.34 (0.07)	0.81 (0.0)					
	Estland	-0.10 (0.05)	-1.02 (0.06)	-0.38 (0.02)	0.13 (0.02)	0.88 (0.04)	0.78 (0.0)					
	Finnland	-0.43 (0.06)	-1.33 (0.05)	-0.66 (0.02)	-0.16 (0.02)	0.45 (0.05)	0.71 (0.0)					
	Frankreich	w	w	w	w	w	w					
	Deutschland	0.11 (0.05)	-1.00 (0.07)	-0.08 (0.02)	0.35 (0.01)	1.16 (0.07)	0.86 (0.0)					
	Griechenland	0.02 (0.08)	-1.32 (0.12)	-0.14 (0.03)	0.38 (0.01)	1.15 (0.08)	1.00 (0.1)					
	Ungarn	0.18 (0.07)	-1.14 (0.08)	-0.18 (0.03)	0.49 (0.03)	1.53 (0.07)	1.04 (0.1)					
	Island	0.13 (0.00)	-0.87 (0.01)	-0.14 (0.00)	0.39 (0.00)	1.12 (0.00)	0.79 (0.0)					
	Irland	-0.25 (0.08)	-1.30 (0.09)	-0.51 (0.02)	-0.04 (0.02)	0.84 (0.08)	0.85 (0.1)					
	Israel	0.05 (0.06)	-1.04 (0.06)	-0.21 (0.02)	0.33 (0.02)	1.13 (0.06)	0.86 (0.0)					
	Italien	-0.02 (0.03)	-1.17 (0.03)	-0.36 (0.01)	0.31 (0.01)	1.14 (0.04)	0.92 (0.0)					
	Japan	0.60 (0.06)	-0.56 (0.07)	0.31 (0.03)	0.88 (0.02)	1.75 (0.06)	0.91 (0.0)					
	Korea	0.40 (0.07)	-0.72 (0.08)	0.07 (0.03)	0.67 (0.02)	1.57 (0.08)	0.92 (0.1)					
	Luxemburg	-0.13 (0.00)	-1.02 (0.00)	-0.45 (0.00)	0.07 (0.00)	0.89 (0.00)	0.76 (0.0)					
	Mexiko	0.23 (0.03)	-0.94 (0.03)	-0.10 (0.01)	0.50 (0.01)	1.45 (0.03)	0.94 (0.0)					
	Niederlande	-0.17 (0.05)	-1.08 (0.06)	-0.39 (0.02)	0.02 (0.01)	0.75 (0.09)	0.75 (0.1)					
	Neuseeland	-0.16 (0.04)	-1.21 (0.04)	-0.39 (0.02)	0.02 (0.01)	0.96 (0.06)	0.88 (0.0)					
	Norwegen	-0.08 (0.05)	-0.86 (0.04)	-0.35 (0.02)	0.09 (0.01)	0.78 (0.07)	0.67 (0.0)					
	Polen	0.05 (0.06)	-0.90 (0.05)	-0.20 (0.02)	0.26 (0.02)	1.04 (0.07)	0.77 (0.0)					
	Portugal	0.04 (0.08)	-1.14 (0.04)	-0.32 (0.02)	0.29 (0.02)	1.32 (0.13)	0.98 (0.1)					
	Slowak. Rep.	-0.25 (0.05)	-1.14 (0.05)	-0.45 (0.02)	-0.06 (0.02)	0.66 (0.08)	0.72 (0.0)					
	Slowenien	-0.39 (0.01)	-1.51 (0.00)	-0.78 (0.00)	-0.17 (0.01)	0.88 (0.01)	0.97 (0.0)					
Spanien	0.12 (0.05)	-1.09 (0.05)	-0.23 (0.02)	0.40 (0.02)	1.39 (0.05)	0.98 (0.0)						
Schweden	-0.12 (0.05)	-0.99 (0.04)	-0.37 (0.02)	0.06 (0.01)	0.83 (0.07)	0.74 (0.0)						
Schweiz	0.13 (0.06)	-0.87 (0.03)	-0.11 (0.02)	0.31 (0.01)	1.19 (0.07)	0.82 (0.0)						
Türkei	-1.66 (0.12)	-3.15 (0.05)	-2.41 (0.03)	-1.55 (0.05)	0.47 (0.13)	1.44 (0.1)						
Ver. Königreich	0.19 (0.04)	-0.61 (0.04)	0.00 (0.01)	0.25 (0.01)	1.11 (0.06)	0.70 (0.0)						
Ver. Staaten	-0.16 (0.06)	-1.10 (0.05)	-0.39 (0.02)	0.01 (0.01)	0.85 (0.10)	0.79 (0.1)						
OECD-Durchschnitt	-0.06 (0.01)	-1.13 (0.01)	-0.35 (0.00)	0.17 (0.00)	1.07 (0.01)	0.88 (0.0)						
Partnerländer	Albanien	0.84 (0.07)	-0.24 (0.07)	0.53 (0.02)	1.07 (0.02)	1.98 (0.05)	0.87 (0.0)					
	Argentinien	0.44 (0.08)	-0.98 (0.05)	0.02 (0.04)	0.90 (0.03)	1.82 (0.08)	1.10 (0.0)					
	Aserbaidshjan	0.83 (0.09)	-0.62 (0.11)	0.66 (0.03)	1.28 (0.02)	2.00 (0.06)	1.04 (0.1)					
	Brasilien	-0.33 (0.06)	-1.57 (0.07)	-0.66 (0.02)	-0.02 (0.02)	0.94 (0.06)	1.01 (0.0)					
	Bulgarien	-0.11 (0.15)	-1.82 (0.15)	-0.41 (0.06)	0.44 (0.03)	1.35 (0.10)	1.26 (0.1)					
	Kolumbien	-0.04 (0.09)	-1.39 (0.06)	-0.40 (0.03)	0.35 (0.03)	1.26 (0.07)	1.03 (0.1)					
	Kroatien	-0.51 (0.07)	-1.61 (0.04)	-0.90 (0.02)	-0.27 (0.03)	0.73 (0.05)	0.91 (0.0)					
	Dubai (VAE)	0.87 (0.00)	-0.74 (0.00)	0.69 (0.00)	1.33 (0.00)	2.18 (0.00)	1.21 (0.0)					
	Hongkong (China)	0.48 (0.07)	-0.66 (0.10)	0.29 (0.02)	0.67 (0.02)	1.64 (0.07)	0.93 (0.1)					
	Indonesien	0.62 (0.07)	-0.38 (0.07)	0.44 (0.02)	0.82 (0.02)	1.61 (0.08)	0.80 (0.1)					
	Jordanien	-0.04 (0.09)	-1.61 (0.12)	-0.30 (0.03)	0.38 (0.03)	1.36 (0.05)	1.18 (0.1)					
	Kasachstan	-0.51 (0.12)	-2.62 (0.09)	-1.22 (0.06)	0.30 (0.05)	1.52 (0.08)	1.63 (0.1)					
	Kirgisistan	-0.31 (0.11)	-2.26 (0.08)	-0.67 (0.07)	0.28 (0.05)	1.42 (0.09)	1.43 (0.1)					
	Lettland	0.03 (0.07)	-0.95 (0.08)	-0.19 (0.02)	0.23 (0.02)	1.03 (0.08)	0.81 (0.1)					
	Liechtenstein	0.20 (0.01)	-0.89 (0.00)	-0.25 (0.00)	0.66 (0.02)	1.28 (0.00)	0.87 (0.0)					
	Litauen	0.20 (0.05)	-0.64 (0.07)	0.00 (0.01)	0.37 (0.01)	1.06 (0.06)	0.72 (0.1)					
	Macau (China)	0.16 (0.00)	-2.49 (0.00)	-0.12 (0.00)	1.22 (0.00)	2.02 (0.00)	1.78 (0.0)					
	Montenegro	0.08 (0.01)	-0.87 (0.02)	-0.25 (0.01)	0.33 (0.00)	1.10 (0.01)	0.82 (0.0)					
	Panama	0.21 (0.08)	-0.96 (0.04)	-0.01 (0.03)	0.49 (0.04)	1.33 (0.06)	0.89 (0.0)					
	Peru	0.35 (0.07)	-0.97 (0.09)	0.08 (0.03)	0.79 (0.02)	1.49 (0.05)	1.00 (0.1)					
	Katar	0.36 (0.00)	-1.35 (0.01)	0.26 (0.00)	0.84 (0.00)	1.68 (0.00)	1.22 (0.0)					
	Rumänien	0.21 (0.07)	-0.91 (0.07)	-0.08 (0.02)	0.48 (0.03)	1.35 (0.09)	0.90 (0.1)					
	Russ. Föderation	-0.19 (0.08)	-1.81 (0.11)	-0.34 (0.03)	0.23 (0.02)	1.17 (0.06)	1.18 (0.1)					
	Serbien	-0.32 (0.05)	-1.31 (0.06)	-0.62 (0.02)	-0.07 (0.03)	0.72 (0.07)	0.82 (0.0)					
	Shanghai (China)	0.11 (0.13)	-2.36 (0.09)	-0.28 (0.10)	0.99 (0.05)	2.08 (0.06)	1.72 (0.1)					
	Singapur	0.36 (0.01)	-0.65 (0.01)	0.10 (0.00)	0.41 (0.00)	1.61 (0.00)	0.89 (0.0)					
	Chinesisch Taipeh	-0.14 (0.14)	-2.51 (0.07)	-0.68 (0.09)	0.64 (0.04)	1.97 (0.06)	1.72 (0.1)					
	Thailand	-0.03 (0.06)	-0.99 (0.05)	-0.20 (0.02)	0.17 (0.02)	0.92 (0.06)	0.76 (0.0)					
Trinidad und Tobago	-0.52 (0.00)	-1.58 (0.01)	-0.90 (0.00)	-0.27 (0.00)	0.68 (0.01)	0.92 (0.0)						
Tunesien	-0.05 (0.07)	-1.07 (0.06)	-0.23 (0.02)	0.19 (0.02)	0.92 (0.07)	0.80 (0.1)						
Uruguay	0.40 (0.06)	-0.96 (0.05)	0.00 (0.02)	0.71 (0.03)	1.86 (0.06)	1.09 (0.0)						

Anmerkung: Statistisch signifikante Werte sind durch Fettdruck gekennzeichnet (siehe Anhang A3).
 StatLink <http://dx.doi.org/10.1787/888932343285>

[Teil 2/2]
Index der das Schulklima beeinträchtigenden schülerbezogenen Faktoren und Schülerleistungen im Bereich Lesekompetenz, nach nationalen Indexquartilen

Tabelle IV.4.4 *Auf Grundlage der Angaben der Schulleitungen*

	Leistung auf der Gesamtskala Lesekompetenz nach nationalen Indexquartilen								Punktzahlveränderung auf der Gesamtskala Lesekompetenz je Indexeinheit		Größere Wahrscheinlichkeit für Schüler im untersten Indexquartil, im nationalen untersten Quartil der Gesamtskala Lesekompetenz zu liegen		Erklärte Varianz der Schülerleistungen (R ² x 100)	
	Unterstes Quartil		Zweites Quartil		Drittes Quartil		Oberstes Quartil							
	Mittelwert	S.E.	Mittelwert	S.E.	Mittelwert	S.E.	Mittelwert	S.E.	Effekt	S.E.	Quotient	S.E.	%	S.E.
OECD-Länder	475 (4.0)		506 (5.7)		535 (5.2)		544 (4.0)		29.6 (2.32)		2.0 (0.15)		8.2 (1.21)	
Australien	475 (4.0)		506 (5.7)		535 (5.2)		544 (4.0)		29.6 (2.32)		2.0 (0.15)		8.2 (1.21)	
Österreich	446 (10.7)		464 (8.6)		483 (8.5)		488 (9.0)		23.2 (6.01)		1.6 (0.26)		4.5 (2.36)	
Belgien	440 (7.3)		506 (7.5)		525 (6.7)		558 (5.8)		44.5 (3.24)		3.0 (0.32)		18.6 (2.57)	
Kanada	514 (3.7)		522 (3.3)		521 (2.8)		539 (3.4)		14.0 (2.16)		1.2 (0.07)		1.7 (0.57)	
Chile	414 (7.0)		437 (7.6)		461 (6.1)		486 (6.0)		25.1 (3.02)		2.0 (0.26)		11.7 (2.77)	
Tschech. Rep.	442 (7.3)		461 (8.5)		489 (7.4)		518 (6.2)		39.5 (4.53)		1.8 (0.23)		11.8 (2.76)	
Dänemark	478 (3.9)		483 (3.8)		500 (3.8)		519 (4.2)		18.8 (2.54)		1.4 (0.11)		3.4 (0.85)	
Estland	483 (5.6)		499 (4.8)		507 (4.7)		515 (6.4)		18.3 (3.66)		1.5 (0.18)		2.9 (1.22)	
Finnland	531 (4.0)		539 (3.7)		533 (4.9)		541 (4.5)		5.2 (2.93)		1.1 (0.09)		0.2 (0.20)	
Frankreich	w	w	w	w	w	w	w	w	w	w	w	w	w	w
Deutschland	447 (8.8)		487 (8.2)		510 (7.9)		546 (5.5)		44.8 (4.34)		2.5 (0.36)		17.0 (3.09)	
Griechenland	458 (13.3)		476 (9.1)		491 (7.9)		506 (4.7)		14.1 (5.86)		1.6 (0.30)		2.2 (1.69)	
Ungarn	440 (8.2)		492 (7.6)		517 (9.9)		528 (8.6)		33.0 (3.73)		2.7 (0.38)		14.4 (3.36)	
Island	492 (3.3)		504 (4.0)		488 (3.7)		510 (3.2)		9.7 (1.95)		1.2 (0.08)		0.7 (0.26)	
Irland	476 (8.3)		475 (7.0)		499 (8.8)		525 (5.8)		23.6 (4.22)		1.5 (0.21)		4.3 (1.59)	
Israel	452 (12.0)		478 (8.3)		485 (8.0)		481 (12.1)		18.4 (7.89)		1.4 (0.24)		2.0 (1.72)	
Italien	438 (5.4)		479 (4.4)		498 (4.7)		529 (3.6)		37.3 (2.51)		2.3 (0.19)		12.7 (1.58)	
Japan	458 (7.9)		523 (8.8)		538 (6.8)		561 (6.9)		40.0 (3.90)		2.7 (0.28)		13.2 (2.23)	
Korea	518 (6.9)		521 (8.1)		554 (5.1)		563 (5.4)		19.5 (4.96)		1.7 (0.24)		5.1 (2.39)	
Luxemburg	424 (3.1)		490 (2.5)		487 (2.8)		488 (2.1)		31.7 (1.40)		2.1 (0.12)		5.4 (0.45)	
Mexiko	406 (4.7)		427 (3.6)		435 (3.9)		433 (4.2)		11.7 (2.27)		1.5 (0.11)		1.7 (0.65)	
Niederlande	456 (8.4)		508 (10.4)		520 (8.8)		548 (9.9)		44.5 (6.48)		2.6 (0.35)		14.1 (4.00)	
Neuseeland	493 (6.1)		503 (5.6)		534 (4.4)		556 (3.8)		24.4 (2.25)		1.6 (0.15)		4.5 (0.71)	
Norwegen	493 (4.6)		500 (4.1)		505 (4.4)		514 (6.4)		10.5 (4.25)		1.2 (0.10)		0.6 (0.48)	
Polen	493 (4.4)		503 (4.5)		501 (5.6)		505 (5.0)		7.6 (3.07)		1.1 (0.10)		0.4 (0.35)	
Portugal	483 (5.9)		485 (5.5)		492 (7.9)		497 (8.2)		7.0 (3.53)		1.1 (0.15)		0.6 (0.66)	
Slowak. Rep.	460 (7.7)		483 (6.2)		476 (8.0)		491 (7.9)		15.7 (6.33)		1.3 (0.19)		1.6 (1.26)	
Slowenien	453 (1.8)		458 (2.7)		504 (2.7)		517 (3.2)		29.1 (1.01)		1.5 (0.08)		9.6 (0.66)	
Spanien	464 (3.3)		469 (3.7)		488 (3.6)		504 (5.0)		15.3 (2.18)		1.4 (0.11)		2.9 (0.80)	
Schweden	481 (6.8)		488 (5.5)		506 (6.0)		517 (4.8)		18.1 (4.67)		1.3 (0.14)		1.9 (0.85)	
Schweiz	478 (6.4)		501 (7.7)		508 (8.1)		514 (7.3)		19.4 (4.26)		1.4 (0.14)		2.9 (1.28)	
Türkei	476 (8.9)		464 (7.2)		449 (7.8)		467 (8.2)		-0.1 (3.44)		0.8 (0.16)		0.0 (0.26)	
Ver. Königreich	477 (5.1)		491 (4.8)		496 (6.8)		518 (6.1)		24.8 (4.28)		1.4 (0.12)		3.3 (1.09)	
Ver. Staaten	479 (6.8)		481 (5.8)		512 (6.1)		528 (8.4)		25.3 (4.43)		1.4 (0.16)		4.3 (1.38)	
OECD-Durchschnitt	467 (1.2)		488 (1.1)		501 (1.1)		517 (1.1)		22.5 (0.71)		1.7 (0.04)		5.7 (0.30)	
Partnerländer														
Albanien	380 (5.9)		385 (7.5)		382 (8.6)		392 (10.8)		2.7 (5.75)		1.1 (0.11)		0.1 (0.33)	
Argentinien	356 (11.3)		386 (8.3)		412 (8.1)		443 (13.4)		30.9 (5.92)		1.7 (0.29)		9.9 (3.65)	
Aserbaidschan	364 (7.7)		351 (7.4)		363 (8.0)		368 (6.5)		2.2 (3.59)		0.9 (0.16)		0.1 (0.28)	
Brasilien	399 (4.4)		392 (3.9)		400 (4.8)		458 (7.0)		24.3 (3.03)		1.1 (0.09)		6.9 (1.79)	
Bulgarien	395 (13.5)		404 (11.4)		447 (14.0)		473 (11.5)		22.7 (5.87)		1.5 (0.28)		6.4 (3.21)	
Kolumbien	400 (6.2)		408 (6.7)		418 (10.5)		427 (8.7)		11.9 (3.35)		1.3 (0.18)		2.0 (1.18)	
Kroatien	442 (7.3)		460 (6.6)		485 (7.9)		517 (6.6)		31.2 (3.88)		1.8 (0.25)		10.5 (2.47)	
Dubai (VAE)	413 (2.2)		461 (3.4)		479 (2.5)		485 (2.8)		22.0 (0.95)		1.9 (0.11)		6.2 (0.53)	
Hongkong (China)	493 (7.5)		533 (5.7)		544 (6.7)		561 (6.3)		23.3 (4.29)		2.2 (0.31)		6.7 (2.40)	
Indonesien	392 (6.8)		394 (7.9)		395 (5.1)		426 (7.4)		17.3 (5.24)		1.3 (0.23)		4.3 (2.77)	
Jordanien	394 (6.4)		400 (6.5)		405 (8.2)		421 (8.2)		6.7 (3.80)		1.2 (0.15)		0.8 (0.83)	
Kasachstan	370 (7.3)		392 (8.7)		399 (7.7)		400 (8.5)		6.0 (2.62)		1.4 (0.18)		1.1 (0.98)	
Kirgisistan	287 (7.0)		314 (9.4)		326 (8.7)		329 (10.5)		11.2 (3.38)		1.4 (0.17)		2.6 (1.47)	
Lettland	477 (5.3)		480 (5.8)		480 (5.0)		499 (7.5)		10.7 (4.53)		1.2 (0.14)		1.2 (0.99)	
Liechtenstein	486 (5.7)		456 (7.6)		487 (7.5)		568 (5.9)		41.3 (3.57)		1.0 (0.24)		18.7 (3.09)	
Litauen	447 (6.4)		462 (6.0)		473 (6.1)		491 (6.9)		21.8 (6.46)		1.4 (0.18)		3.3 (1.71)	
Macau (China)	476 (1.4)		464 (1.8)		489 (1.9)		517 (1.5)		8.9 (0.36)		1.1 (0.05)		4.4 (0.34)	
Montenegro	404 (4.5)		421 (3.4)		407 (2.5)		403 (2.6)		-8.2 (1.81)		1.1 (0.09)		0.5 (0.24)	
Panama	337 (8.3)		365 (10.2)		361 (16.3)		418 (16.1)		33.9 (7.94)		1.3 (0.31)		9.0 (4.55)	
Peru	346 (6.1)		360 (7.0)		377 (8.2)		392 (11.6)		19.4 (5.01)		1.4 (0.17)		3.9 (1.87)	
Katar	344 (1.7)		385 (2.2)		367 (2.2)		390 (2.5)		11.5 (0.64)		1.3 (0.04)		1.5 (0.16)	
Rumänien	406 (9.6)		415 (9.4)		422 (9.7)		455 (10.8)		19.4 (6.32)		1.3 (0.27)		3.7 (2.33)	
Russ. Föderation	457 (8.4)		445 (5.0)		453 (6.5)		483 (7.1)		8.9 (3.77)		1.0 (0.17)		1.4 (1.23)	
Serbien	428 (7.1)		432 (4.5)		442 (8.2)		465 (6.7)		15.9 (4.96)		1.3 (0.15)		2.4 (1.41)	
Shanghai (China)	542 (6.7)		530 (7.0)		568 (7.1)		583 (6.9)		8.7 (2.26)		1.4 (0.18)		3.5 (1.77)	
Singapur	492 (2.6)		514 (2.5)		530 (2.7)		568 (3.1)		32.9 (1.48)		1.6 (0.09)		8.9 (0.74)	
Chinesisch Taipeh	482 (5.8)		484 (7.3)		500 (8.0)		513 (7.9)		7.9 (2.27)		1.3 (0.17)		2.5 (1.41)	
Thailand	410 (6.6)		422 (5.0)		425 (5.5)		429 (7.2)		13.0 (5.44)		1.2 (0.16)		1.9 (1.53)	
Trinidad und Tobago	375 (2.6)		394 (2.9)		426 (2.5)		489 (2.6)		51.4 (1.26)		1.9 (0.10)		17.9 (0.76)	
Tunesien	387 (8.0)		407 (6.6)		409 (6.8)		411 (10.9)		10.6 (7.41)		1.4 (0.24)		1.0 (1.29)	
Uruguay	402 (5.3)		416 (5.5)		436 (8.0)		449 (7.9)		19.4 (2.79)		1.4 (0.14)		4.5 (1.36)	

Anmerkung: Statistisch signifikante Werte sind durch Fettdruck gekennzeichnet (siehe Anhang A3).
 StatLink <http://dx.doi.org/10.1787/888932343285>



[Teil 1/2]
Index der das Schulklima beeinträchtigenden lehrkräftebezogenen Faktoren und Schülerleistungen im Bereich Lesekompetenz, nach nationalen Indexquartilen

Tabelle IV.4.5 *Auf Grundlage der Angaben der Schulleitungen*

	Index der das Schulklima beeinträchtigenden lehrkräftebezogenen Faktoren										Variationsbreite des Index	
	Alle Schüler		Unterstes Quartil		Zweites Quartil		Drittes Quartil		Oberstes Quartil			
	Index-mittel	S.E.	Index-mittel	S.E.	Index-mittel	S.E.	Index-mittel	S.E.	Index-mittel	S.E.	Standard-abweich.	S.E.
OECD-Länder												
Australien	-0.23	(0.04)	-1.32	(0.04)	-0.55	(0.02)	-0.03	(0.02)	1.00	(0.06)	0.91	(0.04)
Österreich	0.08	(0.06)	-0.85	(0.07)	-0.24	(0.01)	0.22	(0.02)	1.19	(0.08)	0.84	(0.05)
Belgien	0.09	(0.04)	-0.98	(0.04)	-0.18	(0.02)	0.35	(0.02)	1.19	(0.05)	0.86	(0.04)
Kanada	-0.08	(0.03)	-1.04	(0.05)	-0.35	(0.01)	0.10	(0.01)	0.97	(0.05)	0.82	(0.03)
Chile	-0.48	(0.08)	-1.65	(0.08)	-0.86	(0.02)	-0.27	(0.03)	0.86	(0.09)	1.00	(0.06)
Tschech. Rep.	0.02	(0.06)	-0.83	(0.03)	-0.26	(0.01)	0.19	(0.02)	0.98	(0.07)	0.72	(0.04)
Dänemark	0.43	(0.06)	-0.54	(0.04)	0.07	(0.02)	0.71	(0.03)	1.50	(0.05)	0.82	(0.03)
Estland	0.09	(0.06)	-0.93	(0.05)	-0.23	(0.02)	0.35	(0.02)	1.17	(0.05)	0.83	(0.04)
Finnland	-0.06	(0.06)	-0.92	(0.05)	-0.27	(0.02)	0.19	(0.01)	0.78	(0.06)	0.69	(0.05)
Frankreich	w	w	w	w	w	w	w	w	w	w	w	w
Deutschland	-0.04	(0.05)	-0.92	(0.05)	-0.28	(0.01)	0.12	(0.02)	0.92	(0.08)	0.75	(0.05)
Griechenland	-0.08	(0.09)	-1.43	(0.10)	-0.36	(0.02)	0.28	(0.02)	1.17	(0.08)	1.05	(0.06)
Ungarn	0.51	(0.07)	-0.55	(0.06)	0.21	(0.01)	0.75	(0.03)	1.64	(0.07)	0.86	(0.05)
Island	0.29	(0.00)	-0.80	(0.00)	0.06	(0.00)	0.55	(0.00)	1.34	(0.01)	0.85	(0.00)
Irland	0.10	(0.08)	-0.95	(0.08)	-0.19	(0.02)	0.27	(0.02)	1.26	(0.09)	0.87	(0.06)
Israel	-0.21	(0.06)	-1.22	(0.07)	-0.44	(0.02)	-0.06	(0.02)	0.89	(0.07)	0.86	(0.05)
Italien	-0.30	(0.03)	-1.29	(0.03)	-0.62	(0.01)	-0.11	(0.01)	0.81	(0.04)	0.84	(0.03)
Japan	-0.20	(0.06)	-1.21	(0.05)	-0.50	(0.02)	-0.07	(0.02)	0.97	(0.08)	0.87	(0.05)
Korea	-0.14	(0.07)	-0.99	(0.06)	-0.38	(0.02)	-0.09	(0.01)	0.88	(0.11)	0.79	(0.07)
Luxemburg	-0.16	(0.00)	-0.94	(0.00)	-0.44	(0.00)	-0.05	(0.00)	0.80	(0.00)	0.71	(0.00)
Mexiko	-0.41	(0.04)	-1.62	(0.03)	-0.75	(0.01)	-0.20	(0.01)	0.93	(0.05)	1.01	(0.03)
Niederlande	-0.68	(0.05)	-1.47	(0.04)	-0.96	(0.02)	-0.48	(0.02)	0.19	(0.08)	0.67	(0.04)
Neuseeland	-0.20	(0.05)	-1.14	(0.03)	-0.45	(0.02)	-0.05	(0.02)	0.83	(0.06)	0.79	(0.03)
Norwegen	-0.24	(0.05)	-1.05	(0.03)	-0.49	(0.01)	-0.14	(0.02)	0.70	(0.09)	0.71	(0.05)
Polen	0.47	(0.07)	-0.64	(0.05)	0.17	(0.02)	0.77	(0.03)	1.57	(0.05)	0.86	(0.04)
Portugal	0.14	(0.07)	-0.94	(0.10)	-0.16	(0.02)	0.27	(0.03)	1.37	(0.06)	0.90	(0.06)
Slowak. Rep.	-0.06	(0.05)	-0.97	(0.08)	-0.34	(0.01)	0.07	(0.02)	0.98	(0.08)	0.79	(0.06)
Slowenien	0.02	(0.01)	-1.06	(0.01)	-0.18	(0.00)	0.34	(0.00)	1.00	(0.01)	0.84	(0.00)
Spanien	0.10	(0.05)	-1.00	(0.04)	-0.23	(0.01)	0.30	(0.02)	1.32	(0.06)	0.92	(0.04)
Schweden	-0.03	(0.05)	-1.07	(0.04)	-0.29	(0.02)	0.23	(0.02)	1.00	(0.08)	0.83	(0.05)
Schweiz	0.17	(0.05)	-0.74	(0.05)	-0.03	(0.01)	0.35	(0.01)	1.10	(0.05)	0.73	(0.03)
Türkei	-1.82	(0.11)	-3.18	(0.06)	-2.47	(0.03)	-1.69	(0.06)	0.06	(0.11)	1.29	(0.07)
Ver. Königreich	0.07	(0.05)	-0.90	(0.05)	-0.20	(0.01)	0.28	(0.02)	1.09	(0.06)	0.80	(0.04)
Ver. Staaten	-0.17	(0.06)	-1.11	(0.06)	-0.36	(0.02)	-0.03	(0.02)	0.84	(0.08)	0.79	(0.05)
OECD-Durchschnitt	-0.09	(0.01)	-1.10	(0.01)	-0.38	(0.00)	0.10	(0.00)	1.01	(0.01)	0.84	(0.01)
Partnerländer												
Albanien	0.51	(0.07)	-0.55	(0.05)	0.22	(0.02)	0.77	(0.03)	1.60	(0.06)	0.84	(0.04)
Argentinien	-0.21	(0.08)	-1.58	(0.06)	-0.63	(0.03)	0.13	(0.04)	1.22	(0.07)	1.09	(0.06)
Aserbaidschan	0.14	(0.10)	-1.28	(0.08)	-0.25	(0.04)	0.57	(0.03)	1.52	(0.08)	1.09	(0.05)
Brasilien	-0.37	(0.04)	-1.50	(0.04)	-0.69	(0.02)	-0.15	(0.02)	0.88	(0.06)	0.95	(0.03)
Bulgarien	0.07	(0.13)	-1.51	(0.11)	-0.13	(0.05)	0.53	(0.02)	1.39	(0.09)	1.13	(0.08)
Kolumbien	-0.23	(0.09)	-1.52	(0.09)	-0.66	(0.03)	0.03	(0.03)	1.23	(0.12)	1.09	(0.07)
Kroatien	-0.13	(0.07)	-1.10	(0.06)	-0.40	(0.02)	0.05	(0.02)	0.92	(0.08)	0.82	(0.05)
Dubai (VAE)	0.55	(0.00)	-1.08	(0.00)	0.28	(0.00)	1.01	(0.00)	1.98	(0.00)	1.23	(0.00)
Hongkong (China)	-0.32	(0.06)	-1.26	(0.06)	-0.61	(0.02)	-0.15	(0.02)	0.74	(0.09)	0.81	(0.06)
Indonesien	0.48	(0.08)	-0.61	(0.06)	0.19	(0.03)	0.74	(0.03)	1.60	(0.06)	0.87	(0.05)
Jordanien	-0.51	(0.09)	-1.96	(0.07)	-0.73	(0.04)	-0.18	(0.02)	0.81	(0.11)	1.08	(0.06)
Kasachstan	-0.54	(0.10)	-2.25	(0.10)	-1.10	(0.04)	-0.06	(0.03)	1.25	(0.09)	1.38	(0.07)
Kirgisistan	-0.53	(0.12)	-2.37	(0.11)	-0.88	(0.04)	-0.02	(0.04)	1.14	(0.11)	1.37	(0.07)
Lettland	0.21	(0.07)	-0.73	(0.05)	-0.15	(0.02)	0.38	(0.02)	1.34	(0.08)	0.83	(0.05)
Liechtenstein	0.13	(0.00)	-0.50	(0.01)	0.07	(0.00)	0.26	(0.00)	0.70	(0.01)	0.49	(0.00)
Litauen	0.60	(0.05)	-0.21	(0.05)	0.34	(0.02)	0.83	(0.02)	1.43	(0.05)	0.68	(0.04)
Macau (China)	-0.33	(0.00)	-2.15	(0.00)	-0.71	(0.00)	0.24	(0.00)	1.30	(0.00)	1.38	(0.00)
Montenegro	-0.05	(0.01)	-0.89	(0.00)	-0.26	(0.01)	0.11	(0.01)	0.83	(0.01)	0.71	(0.01)
Panama	-0.46	(0.10)	-1.71	(0.09)	-0.82	(0.03)	-0.21	(0.03)	0.89	(0.09)	1.03	(0.06)
Peru	-0.27	(0.06)	-1.43	(0.08)	-0.52	(0.02)	-0.06	(0.02)	0.93	(0.08)	0.95	(0.06)
Katar	0.26	(0.00)	-1.10	(0.01)	-0.04	(0.00)	0.62	(0.00)	1.55	(0.00)	1.07	(0.00)
Rumänien	0.21	(0.06)	-0.76	(0.05)	-0.05	(0.02)	0.38	(0.02)	1.28	(0.06)	0.80	(0.04)
Russ. Föderation	-0.31	(0.08)	-1.70	(0.08)	-0.58	(0.03)	0.03	(0.02)	1.01	(0.09)	1.07	(0.05)
Serbien	-0.21	(0.06)	-1.15	(0.05)	-0.45	(0.02)	-0.03	(0.02)	0.78	(0.07)	0.78	(0.05)
Shanghai (China)	-0.60	(0.11)	-2.41	(0.09)	-1.00	(0.05)	0.03	(0.03)	0.97	(0.08)	1.33	(0.06)
Singapur	-0.13	(0.01)	-1.17	(0.00)	-0.45	(0.00)	-0.04	(0.00)	1.13	(0.00)	0.92	(0.00)
Chinesisch Taipeh	-0.65	(0.12)	-2.49	(0.09)	-1.13	(0.06)	-0.15	(0.04)	1.18	(0.09)	1.42	(0.07)
Thailand	0.02	(0.07)	-1.03	(0.05)	-0.25	(0.02)	0.27	(0.02)	1.09	(0.07)	0.86	(0.04)
Trinidad und Tobago	-0.82	(0.00)	-1.88	(0.01)	-1.21	(0.00)	-0.57	(0.00)	0.37	(0.01)	0.94	(0.00)
Tunesien	-0.48	(0.08)	-1.59	(0.07)	-0.71	(0.02)	-0.23	(0.02)	0.60	(0.07)	0.86	(0.05)
Uruguay	-0.53	(0.06)	-1.66	(0.04)	-0.99	(0.02)	-0.40	(0.03)	0.93	(0.10)	1.03	(0.05)

Anmerkung: Statistisch signifikante Werte sind durch Fettdruck gekennzeichnet (siehe Anhang A3).
 StatLink <http://dx.doi.org/10.1787/888932343285>

[Teil 2/2]
Index der das Schulklima beeinträchtigenden lehrkräftebezogenen Faktoren und Schülerleistungen im Bereich Lesekompetenz, nach nationalen Indexquartilen

Tabelle IV.4.5 *Auf Grundlage der Angaben der Schulleitungen*

	Leistung auf der Gesamtskala Lesekompetenz nach nationalen Indexquartilen								Punktzahlveränderung auf der Gesamtskala Lesekompetenz je Indexeinheit		Größere Wahrscheinlichkeit für Schüler im untersten Indexquartil, im nationalen untersten Quartil der Gesamtskala Lesekompetenz zu liegen		Erklärte Varianz der Schülerleistungen (R ² x 100)	
	Unterstes Quartil		Zweites Quartil		Drittes Quartil		Oberstes Quartil							
	Mittelwert	S.E.	Mittelwert	S.E.	Mittelwert	S.E.	Mittelwert	S.E.	Effekt	S.E.	Quotient	S.E.	%	S.E.
OECD-Länder	481 (5.3)	518 (6.6)	524 (4.7)	536 (3.9)	20.7 (2.56)	1.7 (0.15)	3.7 (0.92)							
Australien	477 (8.3)	468 (8.7)	467 (8.7)	469 (9.7)	-3.5 (6.64)	0.8 (0.14)	0.1 (0.44)							
Österreich	480 (8.6)	502 (7.3)	520 (6.3)	524 (7.3)	20.3 (5.28)	1.6 (0.21)	2.9 (1.48)							
Belgien	512 (3.9)	525 (3.5)	525 (3.7)	534 (3.2)	10.2 (2.62)	1.2 (0.07)	0.8 (0.46)							
Kanada	427 (7.7)	445 (8.6)	448 (7.0)	478 (6.1)	16.4 (3.44)	1.5 (0.21)	4.0 (1.55)							
Chile	465 (6.3)	486 (9.2)	477 (5.8)	482 (7.8)	6.3 (5.27)	1.1 (0.15)	0.2 (0.42)							
Tschech. Rep.	481 (4.0)	489 (5.0)	506 (3.6)	504 (4.2)	12.5 (2.53)	1.3 (0.11)	1.5 (0.62)							
Dänemark	501 (5.2)	493 (5.1)	497 (5.3)	513 (6.4)	5.0 (3.34)	1.0 (0.11)	0.2 (0.33)							
Estland	533 (4.7)	535 (3.9)	533 (3.7)	543 (5.1)	6.2 (3.48)	1.0 (0.11)	0.2 (0.28)							
Finnland	w	w	w	w	w	w	w							
Frankreich	483 (8.8)	497 (8.2)	510 (6.6)	500 (9.3)	7.7 (6.41)	1.4 (0.20)	0.4 (0.56)							
Deutschland	468 (11.5)	495 (7.0)	477 (12.1)	492 (7.8)	3.3 (3.82)	1.4 (0.25)	0.1 (0.34)							
Griechenland	473 (10.4)	488 (8.1)	504 (7.9)	511 (10.5)	17.1 (6.50)	1.6 (0.29)	2.7 (1.99)							
Ungarn	491 (2.9)	503 (3.5)	500 (3.1)	500 (3.1)	1.9 (1.74)	1.2 (0.07)	0.0 (0.05)							
Island	483 (8.0)	488 (10.3)	490 (7.2)	514 (5.7)	14.1 (3.89)	1.2 (0.18)	1.6 (0.94)							
Irland	441 (10.7)	480 (9.1)	495 (7.8)	480 (12.1)	15.5 (6.99)	1.7 (0.25)	1.4 (1.34)							
Israel	483 (4.9)	489 (5.2)	491 (4.8)	482 (5.8)	-1.1 (3.84)	1.0 (0.10)	0.0 (0.13)							
Italien	492 (7.9)	504 (8.6)	545 (8.1)	538 (7.7)	20.3 (4.89)	1.6 (0.19)	3.1 (1.40)							
Japan	533 (7.4)	536 (8.1)	542 (6.5)	546 (7.2)	8.8 (5.96)	1.1 (0.22)	0.8 (1.03)							
Korea	467 (2.8)	461 (2.9)	483 (2.6)	477 (2.1)	4.2 (1.51)	1.0 (0.07)	0.1 (0.06)							
Luxemburg	412 (5.2)	424 (3.9)	429 (4.0)	436 (4.2)	8.9 (2.16)	1.3 (0.12)	1.1 (0.58)							
Mexiko	500 (12.2)	496 (9.4)	496 (7.6)	541 (9.2)	19.4 (8.20)	1.2 (0.24)	2.2 (1.79)							
Niederlande	504 (6.4)	519 (4.5)	530 (5.4)	533 (8.4)	18.0 (4.13)	1.4 (0.16)	2.0 (0.94)							
Neuseeland	495 (4.6)	503 (4.5)	501 (5.3)	513 (4.1)	9.8 (3.02)	1.2 (0.10)	0.6 (0.35)							
Norwegen	501 (4.5)	500 (5.1)	499 (5.3)	502 (5.9)	-0.7 (2.84)	1.0 (0.10)	0.0 (0.08)							
Polen	478 (7.7)	499 (6.6)	489 (7.7)	490 (7.6)	4.7 (4.54)	1.2 (0.17)	0.2 (0.49)							
Portugal	478 (7.9)	499 (8.4)	468 (9.6)	465 (9.2)	-6.6 (5.94)	0.9 (0.14)	0.3 (0.69)							
Slowak. Rep.	461 (2.6)	479 (2.6)	499 (2.2)	494 (2.2)	17.4 (1.19)	1.6 (0.08)	2.6 (0.35)							
Slowenien	465 (3.2)	483 (4.2)	488 (4.6)	488 (5.3)	9.7 (2.11)	1.4 (0.09)	1.0 (0.48)							
Spanien	485 (6.6)	494 (6.2)	501 (5.8)	510 (5.1)	11.4 (3.68)	1.2 (0.13)	0.9 (0.58)							
Schweden	489 (5.0)	503 (6.3)	506 (7.3)	503 (6.7)	10.3 (4.71)	1.2 (0.11)	0.7 (0.61)							
Schweiz	470 (8.2)	472 (8.6)	455 (6.0)	459 (8.6)	-0.8 (4.10)	0.9 (0.14)	0.0 (0.39)							
Türkei	485 (5.9)	489 (6.9)	502 (6.4)	507 (6.9)	11.4 (3.68)	1.2 (0.12)	0.9 (0.58)							
Ver. Königreich	478 (7.3)	504 (8.8)	503 (5.4)	514 (6.7)	17.5 (5.23)	1.5 (0.17)	2.0 (1.21)							
Ver. Staaten	481 (1.2)	493 (1.2)	497 (1.1)	502 (1.2)	9.6 (0.78)	1.3 (0.03)	1.2 (0.15)							
OECD-Durchschnitt														
Partnerländer	387 (6.0)	390 (10.5)	381 (8.2)	382 (10.0)	-3.7 (5.37)	1.0 (0.11)	0.1 (0.28)							
Albanien	366 (10.3)	397 (7.3)	400 (10.6)	434 (13.9)	22.5 (5.09)	1.5 (0.22)	5.1 (2.24)							
Argentinien	368 (6.8)	354 (8.5)	360 (9.0)	366 (4.9)	0.8 (3.23)	0.9 (0.14)	0.0 (0.18)							
Aserbaidshan	401 (4.4)	398 (4.8)	412 (7.3)	439 (6.9)	19.9 (4.03)	1.1 (0.09)	4.1 (1.50)							
Brasilien	423 (15.2)	446 (10.2)	425 (15.3)	425 (9.9)	0.6 (5.71)	1.1 (0.21)	0.0 (0.28)							
Bulgarien	396 (6.9)	404 (8.4)	418 (9.6)	435 (6.8)	12.8 (3.24)	1.4 (0.19)	2.6 (1.27)							
Kolumbien	465 (6.3)	473 (8.1)	484 (7.2)	482 (8.5)	6.9 (5.80)	1.2 (0.16)	0.4 (0.71)							
Kroatien	434 (2.4)	448 (2.3)	459 (3.6)	496 (3.3)	18.0 (0.92)	1.4 (0.07)	4.3 (0.43)							
Dubai (VAE)	503 (6.8)	540 (8.5)	542 (7.6)	547 (8.9)	18.1 (5.11)	1.7 (0.24)	3.1 (1.73)							
Hongkong (China)	395 (8.8)	399 (6.2)	401 (6.6)	412 (8.1)	8.4 (5.86)	1.3 (0.25)	1.2 (1.88)							
Indonesien	397 (6.1)	405 (9.2)	399 (7.9)	419 (8.5)	6.8 (3.40)	1.1 (0.15)	0.7 (0.71)							
Jordanien	372 (6.8)	390 (8.2)	402 (9.8)	397 (9.3)	5.9 (3.07)	1.3 (0.16)	0.8 (0.70)							
Kasachstan	287 (6.9)	308 (6.9)	323 (8.1)	337 (10.8)	12.4 (3.48)	1.4 (0.16)	3.0 (1.52)							
Kirgisistan	483 (6.1)	492 (4.7)	479 (6.2)	483 (7.4)	2.9 (4.74)	1.0 (0.14)	0.1 (0.34)							
Lettland	487 (5.8)	503 (8.2)	535 (9.2)	472 (8.7)	4.1 (7.34)	1.0 (0.27)	0.1 (0.25)							
Liechtenstein	460 (6.6)	477 (8.1)	469 (7.7)	467 (6.3)	-0.5 (4.96)	1.1 (0.16)	0.0 (0.13)							
Litauen	471 (1.4)	491 (1.7)	482 (2.3)	502 (1.5)	9.5 (0.51)	1.3 (0.06)	3.0 (0.32)							
Macau (China)	405 (2.4)	396 (4.3)	435 (5.5)	400 (2.4)	1.0 (1.62)	1.0 (0.10)	0.0 (0.02)							
Montenegro	350 (7.7)	354 (12.6)	355 (12.1)	423 (17.2)	25.7 (6.45)	1.1 (0.21)	7.0 (3.70)							
Panama	350 (5.8)	360 (7.5)	373 (9.9)	392 (9.9)	15.6 (5.18)	1.2 (0.15)	2.3 (1.48)							
Peru	344 (1.7)	382 (1.7)	394 (2.3)	366 (2.2)	7.3 (0.67)	1.3 (0.05)	0.5 (0.08)							
Katar	423 (10.6)	431 (7.9)	434 (9.4)	409 (11.2)	-4.7 (7.23)	1.0 (0.21)	0.2 (0.66)							
Rumänien	449 (8.1)	458 (6.6)	462 (5.3)	469 (7.1)	5.4 (3.97)	1.2 (0.18)	0.4 (0.64)							
Russ. Föderation	429 (7.5)	441 (5.7)	444 (5.3)	453 (7.1)	10.1 (5.94)	1.3 (0.17)	0.9 (0.94)							
Serbien	551 (7.2)	545 (7.8)	563 (7.0)	564 (9.6)	4.8 (3.55)	1.1 (0.17)	0.6 (0.91)							
Shanghai (China)	504 (2.3)	518 (2.4)	529 (2.7)	552 (3.0)	18.5 (1.29)	1.4 (0.07)	3.1 (0.42)							
Singapur	481 (6.1)	487 (7.0)	509 (7.7)	504 (9.2)	8.8 (2.79)	1.3 (0.17)	2.1 (1.35)							
Chinesisch Taipeh	419 (4.9)	428 (6.3)	414 (5.8)	424 (6.7)	6.1 (3.83)	1.0 (0.12)	0.5 (0.69)							
Thailand	383 (2.8)	398 (3.4)	446 (3.7)	458 (2.7)	31.6 (1.32)	1.7 (0.10)	7.1 (0.55)							
Trinidad und Tobago	403 (8.0)	399 (7.1)	404 (8.4)	408 (10.6)	2.3 (6.45)	1.0 (0.19)	0.1 (0.38)							
Tunesien	409 (4.7)	426 (7.1)	430 (6.9)	438 (7.4)	10.3 (3.63)	1.2 (0.11)	1.1 (0.79)							
Uruguay														

Anmerkung: Statistisch signifikante Werte sind durch Fettdruck gekennzeichnet (siehe Anhang A3).
 StatLink <http://dx.doi.org/10.1787/888932343285>



[Teil 1/1]

Engagement der Eltern in der Schule

Tabelle IV.4.6 Auf Grundlage der Angaben der Schülereltern

		Prozentsatz der Schüler, deren Eltern angeben, während des letzten Schuljahrs an folgenden schulischen Aktivitäten teilgenommen zu haben																	
		Haben auf eigenen Wunsch mit der Lehrkraft über das Verhalten oder die Fortschritte ihres Kindes gesprochen		Haben auf Wunsch einer der Lehrkräfte ihres Kindes über dessen Verhalten oder Fortschritte gesprochen		Haben auf eigenen Wunsch oder Wunsch einer der Lehrkräfte ihres Kindes über dessen Verhalten oder Fortschritte gesprochen		Freiwillige Mitarbeit bei sportl. Aktivitäten		Freiwillige Mitarbeit bei außerschulischen Aktivitäten		Freiwillige Hilfe in der Schulbücherei oder im Medienzentrum		Unterstützung einer Lehrerin/eines Lehrers in der Schule		Halten eines Gastvortrags		Mitarbeit in Schulgremien oder schulischen Arbeitskreisen	
		%	S.E.	%	S.E.	%	S.E.	%	S.E.	%	S.E.	%	S.E.	%	S.E.	%	S.E.	%	S.E.
OECD-Länder	Chile	67.5	(0.8)	62.7	(1.0)	80.3	(0.7)	9.5	(0.6)	16.5	(0.7)	3.7	(0.2)	10.4	(0.5)	6.6	(0.4)	17.3	(0.7)
	Dänemark	44.5	(1.1)	78.2	(0.9)	87.2	(0.7)	6.0	(0.9)	16.7	(0.9)	0.2	(0.1)	8.7	(0.5)	1.9	(0.3)	20.9	(0.9)
	Deutschland	68.1	(1.1)	36.8	(1.2)	74.4	(1.0)	6.3	(0.6)	18.7	(0.8)	1.9	(0.2)	12.7	(0.7)	1.6	(0.2)	17.0	(0.7)
	Ungarn	52.5	(1.1)	38.2	(1.2)	63.6	(1.1)	5.5	(0.5)	13.1	(0.6)	2.3	(0.3)	12.9	(0.8)	1.6	(0.2)	4.7	(0.3)
	Italien	66.2	(0.5)	44.8	(0.5)	76.9	(0.5)	5.4	(0.3)	18.8	(0.4)	6.9	(0.2)	a	a	6.6	(0.3)	15.9	(0.3)
	Korea	34.6	(0.9)	77.7	(0.9)	80.8	(0.8)	24.9	(1.0)	17.5	(0.7)	10.4	(0.5)	9.2	(0.7)	2.8	(0.3)	17.2	(0.7)
	Neuseeland	62.0	(1.0)	53.6	(1.0)	77.0	(0.9)	7.5	(0.6)	33.1	(1.0)	1.8	(0.2)	9.2	(0.6)	1.7	(0.3)	7.9	(0.5)
	Portugal	74.4	(0.9)	62.0	(1.3)	87.7	(0.6)	3.4	(0.4)	7.2	(0.5)	2.2	(0.3)	7.7	(0.4)	4.3	(0.4)	18.7	(0.6)
	Durchschnitt der 8 OECD-Länder	58.7	(0.3)	56.8	(0.4)	78.5	(0.3)	8.6	(0.2)	17.7	(0.3)	3.7	(0.1)	10.1	(0.2)	3.4	(0.1)	14.9	(0.2)
Partnerländer	Kroatien	82.3	(0.6)	32.0	(0.9)	85.2	(0.5)	7.4	(0.3)	15.1	(0.6)	2.4	(0.2)	a	a	2.2	(0.3)	10.7	(0.4)
	Hongkong (China)	43.3	(0.9)	52.2	(0.8)	62.0	(0.8)	4.5	(0.3)	8.0	(0.4)	3.1	(0.2)	7.2	(0.4)	3.1	(0.3)	5.5	(0.4)
	Litauen	58.0	(0.8)	53.1	(0.9)	73.2	(0.7)	6.8	(0.4)	14.9	(0.6)	1.1	(0.2)	a	a	4.1	(0.3)	15.9	(0.8)
	Macau (China)	29.1	(0.6)	58.5	(0.6)	64.6	(0.6)	9.3	(0.4)	20.3	(0.5)	5.3	(0.3)	16.5	(0.5)	3.1	(0.2)	20.9	(0.5)
	Panama	68.8	(1.0)	54.6	(1.7)	77.3	(1.0)	20.5	(1.8)	22.4	(1.0)	10.3	(0.9)	23.6	(1.4)	9.6	(0.7)	29.7	(1.4)
	Katar	65.0	(0.6)	51.3	(0.6)	71.8	(0.5)	9.7	(0.4)	20.1	(0.5)	10.6	(0.4)	29.0	(0.5)	11.9	(0.4)	13.6	(0.4)

Anmerkung: Durchschnittsquote fehlender Angaben bei der Beantwortung dieser Fragen des Elternfragebogens: 2% in Macau (China), 3% in Korea, Hongkong (China) und Litauen, 6% in Ungarn, 11% in Kroatien, 12% in Chile, 13% in Italien, 22% in Panama, 24% in Portugal, 26% in Neuseeland, 34% in Dänemark, 35% in Katar und 38% in Deutschland.

StatLink <http://dx.doi.org/10.1787/888932343285>

[Teil 1/1]

Erwartungen höherer Leistungsanforderungen seitens der Eltern

Tabelle IV.4.7 Auf Grundlage der Angaben der Schulleitungen

		Die Erwartungen der Eltern sind charakterisiert durch den auf die Schule ausgeübten Druck, an die Schüler sehr hohe Leistungsanforderungen zu stellen, von					
		Vielen Eltern		Einer Minderheit der Eltern		Sehr wenigen Eltern	
		%	S.E.	%	S.E.	%	S.E.
OECD-Länder	Australien	28.9	(2.9)	62.0	(3.0)	9.1	(1.9)
	Österreich	3.5	(1.4)	24.6	(3.5)	71.9	(3.7)
	Belgien	12.7	(2.1)	29.9	(3.0)	57.4	(3.2)
	Kanada	28.2	(2.0)	54.1	(2.3)	17.6	(1.6)
	Chile	21.4	(3.5)	51.4	(3.9)	27.1	(3.2)
	Tschech. Rep.	24.5	(2.8)	67.4	(3.0)	8.1	(1.7)
	Dänemark	22.7	(2.1)	41.0	(3.0)	36.3	(3.2)
	Estland	13.9	(2.0)	52.7	(3.1)	33.4	(2.9)
	Finnland	2.9	(1.1)	24.9	(3.4)	72.3	(3.5)
	Frankreich	w	w	w	w	w	w
	Deutschland	3.6	(1.4)	48.6	(3.9)	47.8	(3.9)
	Griechenland	15.0	(3.1)	38.6	(3.9)	46.4	(4.2)
	Ungarn	18.2	(3.1)	46.3	(4.4)	35.6	(4.1)
	Island	13.6	(0.2)	49.2	(0.2)	37.1	(0.3)
	Irland	37.1	(4.0)	47.6	(4.4)	15.3	(3.0)
	Israel	23.8	(3.4)	52.0	(4.0)	24.2	(3.6)
	Italien	14.4	(1.3)	59.9	(2.0)	25.6	(1.6)
	Japan	29.3	(2.8)	49.9	(3.0)	20.7	(2.3)
	Korea	12.1	(2.8)	66.9	(4.0)	20.9	(3.3)
	Luxemburg	8.7	(0.0)	23.4	(0.1)	67.9	(0.1)
	Mexiko	22.9	(1.6)	41.4	(1.6)	35.7	(1.6)
	Niederlande	6.8	(2.0)	49.0	(5.0)	44.2	(4.9)
	Neuseeland	48.2	(3.0)	42.6	(3.2)	9.1	(2.0)
	Norwegen	16.0	(3.0)	50.5	(3.7)	33.4	(3.3)
	Polen	11.4	(2.4)	55.9	(3.6)	32.7	(3.7)
	Portugal	13.3	(2.9)	57.2	(3.9)	29.5	(3.2)
	Slowak. Rep.	11.3	(2.4)	61.9	(3.6)	26.8	(3.6)
	Slowenien	27.5	(0.4)	38.2	(0.4)	34.4	(0.4)
	Spanien	10.1	(1.8)	36.3	(2.7)	53.6	(2.9)
	Schweden	33.5	(3.8)	62.7	(3.9)	3.7	(1.5)
	Schweiz	6.6	(1.8)	50.6	(3.7)	42.8	(3.3)
	Türkei	10.7	(2.5)	49.9	(4.0)	39.4	(3.7)
Ver. Königreich	33.7	(3.3)	54.4	(3.4)	11.9	(2.1)	
Ver. Staaten	34.1	(4.4)	45.6	(4.6)	20.3	(2.9)	
OECD-Durchschnitt	18.8	(0.4)	48.1	(0.6)	33.1	(0.5)	
Partnerländer	Albanien	25.6	(3.8)	63.2	(4.3)	11.3	(2.4)
	Argentinien	9.1	(2.4)	40.1	(4.1)	50.7	(4.1)
	Aserbaidschan	23.4	(3.8)	38.0	(4.8)	38.6	(4.4)
	Brasilien	16.9	(2.1)	46.1	(2.7)	37.0	(2.7)
	Bulgarien	15.2	(2.8)	50.6	(4.3)	34.2	(4.2)
	Kolumbien	13.2	(3.1)	32.3	(4.1)	54.5	(4.2)
	Kroatien	6.8	(1.7)	29.4	(3.4)	63.7	(3.5)
	Dubai (VAE)	40.9	(0.2)	43.5	(0.1)	15.6	(0.1)
	Hongkong (China)	2.4	(1.1)	64.7	(3.7)	32.9	(3.8)
	Indonesien	29.4	(4.3)	57.1	(4.4)	13.5	(3.2)
	Jordanien	27.0	(3.4)	41.2	(4.1)	31.8	(3.8)
	Kasachstan	13.2	(2.7)	67.5	(3.5)	19.3	(3.0)
	Kirgisistan	24.3	(3.3)	62.4	(3.7)	13.2	(2.3)
	Lettland	10.0	(2.0)	28.2	(3.8)	61.8	(3.9)
	Liechtenstein	0.0	c	38.1	(0.5)	61.9	(0.5)
	Litauen	7.6	(1.7)	55.8	(3.6)	36.5	(3.6)
	Macau (China)	1.2	(0.0)	43.6	(0.0)	55.2	(0.0)
	Montenegro	3.0	(0.1)	40.8	(1.1)	56.2	(1.0)
	Panama	22.1	(3.9)	39.1	(5.3)	38.8	(5.3)
	Peru	36.1	(3.4)	41.0	(3.5)	22.9	(3.2)
	Katar	42.3	(0.1)	36.6	(0.1)	21.1	(0.1)
	Rumänien	16.7	(2.7)	30.8	(3.5)	52.5	(3.8)
	Russ. Föderation	22.5	(3.2)	56.2	(3.1)	21.3	(2.9)
	Serbien	5.8	(2.1)	41.8	(4.2)	52.4	(4.2)
	Shanghai (China)	18.4	(3.1)	71.6	(3.4)	10.1	(2.3)
	Singapur	48.0	(0.5)	47.7	(0.8)	4.2	(0.3)
	Chinesisch Taipeh	26.1	(3.7)	62.8	(4.4)	11.1	(2.8)
	Thailand	24.3	(3.3)	48.8	(3.7)	26.9	(3.0)
	Trinidad und Tobago	28.2	(0.2)	46.4	(0.3)	25.4	(0.3)
	Tunesien	16.2	(3.1)	41.3	(4.6)	42.5	(4.5)
Uruguay	4.9	(1.7)	32.8	(3.1)	62.3	(3.0)	



[Teil 1/3]
Index der Führungsrolle der Schulleitung und Schülerleistungen im Bereich Lesekompetenz, nach nationalen Indexquartilen
 Auf Grundlage der Angaben der Schulleitungen

Tabelle IV.4.8


		Index der Führungsrolle der Schulleitung															
		Alle Schüler		Unterstes Quartil		Zweites Quartil		Drittes Quartil		Oberstes Quartil		In der Sekundarstufe I (ISCED 2)		In der Sekundarstufe II (ISCED 3)		Differenz zwischen Sekundarstufe I und II	
		Indexmittel	S.E.	Indexmittel	S.E.	Indexmittel	S.E.	Indexmittel	S.E.	Indexmittel	S.E.	Indexmittel	S.E.	Indexmittel	S.E.	Diff.	S.E.
OECD-Länder	Australien	0.42	(0.06)	-0.64	(0.05)	0.04	(0.01)	0.60	(0.02)	1.70	(0.11)	0.43	(0.07)	0.33	(0.08)	0.10	(0.10)
	Österreich	-0.15	(0.07)	-1.12	(0.05)	-0.47	(0.02)	0.05	(0.02)	0.93	(0.10)	-0.24	(0.13)	-0.15	(0.08)	-0.09	(0.14)
	Belgien	-0.34	(0.05)	-1.27	(0.04)	-0.60	(0.01)	-0.17	(0.02)	0.68	(0.06)	-0.22	(0.14)	-0.35	(0.05)	0.13	(0.15)
	Kanada	0.42	(0.04)	-0.66	(0.04)	0.05	(0.01)	0.63	(0.01)	1.68	(0.08)	0.25	(0.05)	0.45	(0.04)	-0.20	(0.06)
	Chile	0.67	(0.09)	-0.61	(0.06)	0.23	(0.02)	0.89	(0.03)	2.16	(0.14)	0.81	(0.16)	0.66	(0.09)	0.15	(0.19)
	Tschech. Rep.	0.19	(0.06)	-0.71	(0.03)	-0.20	(0.02)	0.32	(0.02)	1.33	(0.10)	0.21	(0.08)	0.16	(0.09)	0.06	(0.12)
	Dänemark	-0.45	(0.04)	-1.20	(0.04)	-0.71	(0.01)	-0.30	(0.02)	0.41	(0.04)	-0.45	(0.04)	-0.56	(0.59)	0.11	(0.59)
	Estland	-0.15	(0.07)	-1.12	(0.05)	-0.51	(0.02)	0.01	(0.02)	1.02	(0.11)	-0.15	(0.07)	-0.11	(0.11)	-0.04	(0.12)
	Finnland	-0.61	(0.05)	-1.50	(0.05)	-0.82	(0.02)	-0.41	(0.02)	0.30	(0.08)	-0.61	(0.05)	c	c	c	c
	Frankreich	w	w	w	w	w	w	w	w	w	w	w	w	w	w	w	w
	Deutschland	-0.44	(0.05)	-1.18	(0.03)	-0.72	(0.01)	-0.32	(0.02)	0.47	(0.07)	-0.43	(0.05)	-0.62	(0.19)	0.19	(0.19)
	Griechenland	-0.48	(0.07)	-1.67	(0.06)	-0.85	(0.03)	-0.16	(0.03)	0.77	(0.09)	-0.30	(0.21)	-0.49	(0.07)	0.20	(0.22)
	Ungarn	-0.05	(0.07)	-0.93	(0.05)	-0.34	(0.02)	0.13	(0.02)	0.94	(0.10)	0.04	(0.12)	-0.06	(0.08)	0.10	(0.14)
	Island	-0.25	(0.00)	-1.13	(0.00)	-0.46	(0.00)	-0.09	(0.00)	0.66	(0.01)	-0.25	(0.00)	c	c	c	c
	Irland	-0.20	(0.08)	-1.31	(0.06)	-0.53	(0.03)	0.08	(0.03)	0.95	(0.07)	-0.21	(0.08)	-0.19	(0.08)	-0.02	(0.03)
	Israel	0.41	(0.06)	-0.57	(0.05)	0.05	(0.02)	0.51	(0.03)	1.63	(0.11)	0.53	(0.11)	0.38	(0.07)	0.14	(0.12)
	Italien	0.41	(0.03)	-0.65	(0.03)	0.14	(0.01)	0.64	(0.01)	1.49	(0.04)	0.58	(0.16)	0.40	(0.03)	0.18	(0.16)
	Japan	-1.29	(0.06)	-2.20	(0.03)	-1.68	(0.02)	-1.15	(0.02)	-0.14	(0.10)	c	c	-1.29	(0.06)	c	c
	Korea	-0.60	(0.11)	-1.92	(0.09)	-1.01	(0.02)	-0.43	(0.03)	0.97	(0.17)	-0.86	(0.25)	-0.59	(0.12)	-0.28	(0.28)
	Luxemburg	-0.27	(0.00)	-1.41	(0.00)	-0.88	(0.00)	0.00	(0.00)	1.18	(0.00)	-0.35	(0.00)	-0.14	(0.01)	-0.21	(0.01)
	Mexiko	0.39	(0.04)	-0.73	(0.04)	-0.04	(0.01)	0.56	(0.02)	1.77	(0.07)	0.33	(0.06)	0.43	(0.05)	-0.11	(0.08)
	Niederlande	-0.44	(0.06)	-1.26	(0.04)	-0.68	(0.02)	-0.26	(0.02)	0.46	(0.05)	-0.44	(0.06)	-0.41	(0.08)	-0.04	(0.09)
	Neuseeland	0.20	(0.06)	-0.91	(0.06)	-0.14	(0.02)	0.42	(0.02)	1.43	(0.12)	0.12	(0.09)	0.20	(0.06)	-0.08	(0.08)
	Norwegen	-0.48	(0.05)	-1.21	(0.06)	-0.68	(0.01)	-0.35	(0.01)	0.33	(0.06)	-0.48	(0.05)	c	c	c	c
	Polen	0.58	(0.07)	-0.45	(0.06)	0.31	(0.02)	0.80	(0.02)	1.64	(0.07)	0.57	(0.07)	c	c	c	c
	Portugal	-0.15	(0.05)	-1.08	(0.05)	-0.34	(0.01)	0.05	(0.02)	0.78	(0.06)	-0.11	(0.07)	-0.17	(0.06)	0.06	(0.08)
	Slowak. Rep.	0.37	(0.07)	-0.55	(0.06)	0.14	(0.02)	0.59	(0.01)	1.29	(0.07)	0.44	(0.09)	0.32	(0.09)	0.11	(0.13)
	Slowenien	0.31	(0.01)	-0.60	(0.00)	0.00	(0.00)	0.50	(0.00)	1.36	(0.01)	0.15	(0.15)	0.32	(0.00)	-0.17	(0.15)
	Spanien	0.02	(0.05)	-1.04	(0.05)	-0.28	(0.01)	0.22	(0.01)	1.16	(0.06)	0.02	(0.05)	c	c	c	c
	Schweden	-0.27	(0.06)	-1.17	(0.05)	-0.58	(0.02)	-0.12	(0.02)	0.79	(0.08)	-0.27	(0.06)	-0.20	(0.25)	-0.06	(0.27)
	Schweiz	-0.55	(0.05)	-1.57	(0.04)	-0.85	(0.01)	-0.31	(0.02)	0.53	(0.10)	-0.66	(0.05)	-0.11	(0.17)	-0.55	(0.18)
	Türkei	0.31	(0.07)	-0.73	(0.07)	-0.02	(0.02)	0.47	(0.02)	1.51	(0.08)	c	c	0.31	(0.07)	c	c
	Ver. Königreich	1.03	(0.06)	0.01	(0.03)	0.62	(0.02)	1.17	(0.03)	2.32	(0.08)	0.67	(0.24)	1.04	(0.06)	-0.36	(0.24)
	Ver. Staaten	0.88	(0.08)	-0.36	(0.14)	0.56	(0.02)	1.18	(0.02)	2.15	(0.07)	1.01	(0.10)	0.86	(0.09)	0.15	(0.08)
OECD-Durchschnitt	-0.02	(0.01)	-1.01	(0.01)	-0.34	(0.00)	0.17	(0.00)	1.11	(0.01)	0.00	(0.02)	0.02	(0.03)	-0.02	(0.04)	
Partnerländer	Albanien	0.71	(0.06)	-0.27	(0.04)	0.45	(0.02)	0.93	(0.02)	1.74	(0.10)	0.74	(0.08)	0.68	(0.08)	0.05	(0.11)
	Argentinien	0.61	(0.07)	-0.52	(0.07)	0.30	(0.02)	0.83	(0.03)	1.81	(0.09)	0.54	(0.10)	0.65	(0.08)	-0.10	(0.11)
	Aserbaidschan	0.87	(0.09)	-0.16	(0.13)	0.54	(0.02)	1.07	(0.03)	2.02	(0.12)	0.88	(0.10)	0.85	(0.08)	0.03	(0.05)
	Brasilien	1.21	(0.05)	-0.08	(0.06)	0.86	(0.02)	1.48	(0.02)	2.57	(0.08)	1.15	(0.07)	1.22	(0.06)	-0.07	(0.08)
	Bulgarien	0.65	(0.08)	-0.34	(0.09)	0.38	(0.02)	0.82	(0.02)	1.75	(0.10)	0.70	(0.12)	0.65	(0.09)	0.05	(0.15)
	Kolumbien	0.56	(0.10)	-0.72	(0.07)	0.06	(0.03)	0.81	(0.03)	2.08	(0.17)	0.55	(0.12)	0.56	(0.10)	-0.02	(0.08)
	Kroatien	0.45	(0.06)	-0.49	(0.04)	0.17	(0.03)	0.70	(0.02)	1.44	(0.10)	c	c	0.45	(0.06)	c	c
	Dubai (VAE)	1.47	(0.00)	0.08	(0.00)	1.02	(0.00)	1.67	(0.00)	3.08	(0.00)	1.36	(0.02)	1.49	(0.01)	-0.13	(0.03)
	Hongkong (China)	1.13	(0.08)	0.03	(0.07)	0.72	(0.02)	1.42	(0.03)	2.33	(0.11)	1.19	(0.09)	1.09	(0.08)	0.09	(0.06)
	Indonesien	0.38	(0.09)	-0.59	(0.05)	-0.05	(0.02)	0.45	(0.02)	1.70	(0.20)	0.40	(0.11)	0.35	(0.14)	0.05	(0.17)
	Jordanien	1.96	(0.08)	0.68	(0.07)	1.54	(0.02)	2.18	(0.03)	3.43	(0.08)	1.96	(0.08)	c	c	c	c
	Kasachstan	0.41	(0.06)	-0.55	(0.04)	0.08	(0.02)	0.67	(0.02)	1.42	(0.07)	0.40	(0.06)	0.43	(0.10)	-0.03	(0.10)
	Kirgisistan	0.33	(0.07)	-0.60	(0.05)	-0.08	(0.02)	0.42	(0.02)	1.56	(0.12)	0.36	(0.08)	0.19	(0.10)	0.18	(0.09)
	Lettland	0.33	(0.08)	-0.70	(0.10)	0.01	(0.02)	0.67	(0.03)	1.36	(0.05)	0.33	(0.08)	0.47	(0.17)	-0.14	(0.16)
	Liechtenstein	-1.75	(0.01)	-2.51	(0.01)	-2.08	(0.00)	-1.60	(0.02)	-0.80	(0.01)	-1.72	(0.01)	c	c	c	c
	Litauen	-0.04	(0.06)	-0.97	(0.04)	-0.35	(0.02)	0.14	(0.02)	1.03	(0.06)	-0.04	(0.06)	1.05	(0.00)	-1.09	(0.06)
	Macau (China)	0.17	(0.00)	-0.86	(0.00)	-0.26	(0.00)	0.45	(0.00)	1.35	(0.00)	0.16	(0.00)	0.18	(0.00)	-0.02	(0.00)
	Montenegro	0.98	(0.01)	0.15	(0.01)	0.73	(0.01)	1.25	(0.00)	1.79	(0.00)	c	c	0.99	(0.00)	c	c
	Panama	0.49	(0.10)	-0.81	(0.11)	0.10	(0.03)	0.76	(0.05)	1.93	(0.08)	0.37	(0.12)	0.59	(0.14)	-0.22	(0.15)
	Peru	0.48	(0.09)	-0.68	(0.05)	0.00	(0.01)	0.59	(0.03)	2.01	(0.11)	0.26	(0.10)	0.57	(0.09)	-0.31	(0.08)
	Katar	1.18	(0.00)	-0.10	(0.00)	0.74	(0.00)	1.38	(0.00)	2.71	(0.00)	1.29	(0.01)	1.16	(0.00)	0.13	(0.01)
	Rumänien	1.00	(0.06)	0.04	(0.04)	0.72	(0.02)	1.22	(0.03)	2.01	(0.05)	1.00	(0.06)	c	c	c	c
	Russ. Föderation	0.50	(0.08)	-0.50	(0.04)	0.10	(0.02)	0.70	(0.03)	1.71	(0.11)	0.46	(0.00)	0.60	(0.00)	-0.13	(0.09)
	Serbien	0.54	(0.05)	-0.40	(0.05)	0.22	(0.02)	0.74	(0.02)	1.59	(0.10)	0.43	(0.23)	0.54	(0.06)	-0.11	(0.24)
	Shanghai (China)	0.02	(0.06)	-0.82	(0.05)	-0.23	(0.01)	0.13	(0.01)	1.01	(0.15)	0.16	(0.10)	-0.08	(0.06)	0.24	(0.11)
	Singapur	0.71	(0.01)	-0.31	(0.00)	0.30	(0.00)	0.92	(0.01)	1.94	(0.00)	0.69	(0.07)	0.72	(0.01)	-0.02	(0.07)
	Chinesisch Taipeh	0.36	(0.07)	-0.58	(0.05)	-0.04	(0.01)	0.52	(0.03)	1.54	(0.10)	0.40	(0.11)	0.34	(0.09)	0.06	(0.13)
	Thailand	0.68	(0.07)	-0.33	(0.05)	0.25	(0.02)	0.89	(0.03)	1.90	(0.08)	0.68	(0.08)	0.67	(0.08)	0.01	(0.09)
	Trinidad und Tobago	0.45	(0.01)	-0.72	(0.01)	0.02	(0.00)	0.70	(0.00)	1.82	(0.01)	0.40	(0.01)	0.48	(0.01)	-0.07	(0.02)
	Tunesien	0.42	(0.09)	-0.92	(0.11)	0.03	(0.03)	0.80	(0.04)	1.77	(0.10)	0.52	(0.11)	0.35	(0.13)	0.17	(0.16)
Uruguay	0.33	(0.06)	-0.89	(0.06)	-0.02	(0.02)	0.54	(0.02)	1.70	(0.08)	0.37	(0.10)	0.31	(0.06)	0.06	(0.11)	

Anmerkung: Statistisch signifikante Werte sind durch Fettdruck gekennzeichnet (siehe Anhang A3).
 StatLink <http://dx.doi.org/10.1787/888932343285>

[Teil 2/3]
Index der Führungsrolle der Schulleitung und Schülerleistungen im Bereich Lesekompetenz, nach nationalen Indexquartilen
 auf Grundlage der Angaben der Schulleitungen

Tabelle IV.4.8

	Index der Führungsrolle der Schulleitung										Variationsbreite des Index			
	In allgemeinbildenden Programmen		In berufsbildenden Programmen		Differenz zwischen allgemeinbild. u. berufsbildenden Programmen		In öffentlichen Schulen		In privaten Schulen				Differenz zwischen öffentlichen und privaten Schulen	
	Indexmittel	S.E.	Indexmittel	S.E.	Diff.	S.E.	Indexmittel	S.E.	Indexmittel	S.E.			Diff.	S.E.
OECD-Länder	Australien	0.41 (0.06)		0.49 (0.21)		-0.09 (0.21)		0.58 (0.09)		0.17 (0.08)		0.41 (0.12)		1.0 (0.1)
	Österreich	-0.45 (0.12)		-0.07 (0.10)		-0.39 (0.15)		-0.17 (0.07)		-0.18 (0.23)		0.01 (0.24)		0.8 (0.1)
	Belgien	-0.22 (0.07)		-0.48 (0.05)		0.26 (0.08)		-0.19 (0.11)		-0.41 (0.05)		0.21 (0.12)		0.8 (0.0)
	Kanada	a	a	a	a	a	a	0.41 (0.04)		0.57 (0.12)		-0.16 (0.12)		1.0 (0.1)
	Chile	0.67 (0.09)		0.62 (0.13)		0.05 (0.12)		0.06 (0.09)		1.10 (0.13)		-1.05 (0.16)		1.1 (0.1)
	Tschech. Rep.	0.20 (0.08)		0.16 (0.11)		0.04 (0.14)		0.20 (0.07)		-0.09 (0.20)		0.29 (0.21)		0.8 (0.1)
	Dänemark	-0.45 (0.04)		c	c	c	c	-0.44 (0.05)		-0.49 (0.08)		0.05 (0.10)		0.6 (0.0)
	Estland	-0.15 (0.07)		c	c	c	c	-0.17 (0.07)		0.43 (0.50)		-0.60 (0.51)		0.9 (0.1)
	Finnland	-0.61 (0.05)		c	c	c	c	-0.59 (0.05)		-1.00 (0.22)		0.41 (0.22)		0.7 (0.1)
	Frankreich	w	w	w	w	w	w	w	w	w	w	w	w	w
	Deutschland	-0.44 (0.05)		-0.57 (0.22)		0.14 (0.23)		-0.44 (0.05)		-0.29 (0.18)		-0.15 (0.19)		0.7 (0.0)
	Griechenland	-0.50 (0.08)		-0.32 (0.18)		-0.18 (0.21)		-0.50 (0.07)		-0.08 (0.43)		-0.43 (0.45)		1.0 (0.1)
	Ungarn	-0.06 (0.07)		0.03 (0.24)		-0.09 (0.25)		-0.07 (0.07)		0.07 (0.20)		-0.13 (0.21)		0.8 (0.1)
	Island	-0.25 (0.00)		c	c	c	c	-0.25 (0.00)		c	c	c	c	0.7 (0.0)
	Irland	-0.20 (0.08)		c	c	c	c	-0.21 (0.10)		-0.20 (0.11)		-0.01 (0.15)		0.9 (0.0)
	Israel	0.41 (0.06)		c	c	c	c	0.43 (0.07)		0.33 (0.16)		0.09 (0.17)		0.9 (0.1)
	Italien	0.48 (0.04)		0.34 (0.05)		0.14 (0.06)		0.40 (0.03)		0.50 (0.14)		-0.10 (0.14)		0.9 (0.0)
	Japan	-1.26 (0.07)		-1.37 (0.14)		0.11 (0.16)		-1.26 (0.00)		-1.37 (0.00)		0.11 (0.16)		0.9 (0.1)
	Korea	-0.61 (0.13)		-0.55 (0.25)		-0.06 (0.28)		-0.63 (0.13)		-0.53 (0.19)		-0.10 (0.21)		1.2 (0.1)
	Luxemburg	-0.19 (0.00)		-0.57 (0.01)		0.38 (0.01)		-0.36 (0.00)		0.29 (0.01)		-0.65 (0.01)		1.0 (0.0)
	Mexiko	0.39 (0.05)		0.37 (0.06)		0.02 (0.08)		0.31 (0.04)		0.98 (0.14)		-0.67 (0.15)		1.0 (0.0)
	Niederlande	-0.45 (0.06)		0.13 (0.24)		-0.58 (0.25)		-0.30 (0.07)		-0.50 (0.08)		0.20 (0.11)		0.7 (0.0)
	Neuseeland	0.20 (0.06)		c	c	c	c	0.17 (0.06)		0.80 (0.29)		-0.63 (0.30)		1.0 (0.1)
	Norwegen	-0.48 (0.05)		c	c	c	c	-0.48 (0.05)		c	c	c	c	0.6 (0.1)
	Polen	0.57 (0.07)		c	c	c	c	0.58 (0.07)		0.51 (0.16)		0.07 (0.18)		0.8 (0.0)
	Portugal	-0.17 (0.05)		-0.08 (0.13)		-0.09 (0.11)		-0.23 (0.06)		0.35 (0.14)		-0.58 (0.15)		0.7 (0.0)
	Slowak. Rep.	0.38 (0.07)		0.41 (0.21)		-0.02 (0.22)		0.37 (0.07)		0.35 (0.21)		0.02 (0.22)		0.7 (0.0)
	Slowenien	0.16 (0.01)		0.45 (0.01)		-0.28 (0.01)		0.33 (0.01)		-0.10 (0.01)		0.42 (0.01)		0.8 (0.0)
Spanien	0.02 (0.05)		c	c	c	c	-0.18 (0.06)		0.39 (0.07)		-0.57 (0.08)		0.9 (0.0)	
Schweden	-0.27 (0.06)		c	c	c	c	-0.35 (0.06)		0.48 (0.24)		-0.83 (0.25)		0.8 (0.1)	
Schweiz	-0.56 (0.06)		-0.40 (0.18)		-0.16 (0.19)		-0.57 (0.05)		0.04 (0.37)		-0.61 (0.37)		0.8 (0.1)	
Türkei	0.36 (0.09)		0.24 (0.11)		0.12 (0.15)		0.30 (0.07)		c	c	c	c	0.9 (0.1)	
Ver. Königreich	1.04 (0.06)		c	c	c	c	1.08 (0.06)		0.49 (0.23)		0.59 (0.23)		0.9 (0.0)	
Ver. Staaten	0.88 (0.08)		c	c	c	c	0.90 (0.09)		0.67 (0.41)		0.23 (0.43)		1.1 (0.1)	
OECD-Durchschnitt	-0.04 (0.01)		-0.06 (0.04)		-0.04 (0.04)		-0.04 (0.01)		0.11 (0.04)		-0.14 (0.04)		0.9 (0.0)	
Partnerländer	Albanien	0.72 (0.06)		0.55 (0.10)		0.17 (0.12)		0.72 (0.06)		0.65 (0.15)		0.07 (0.17)		0.8 (0.1)
	Argentinien	0.62 (0.08)		0.48 (0.15)		0.14 (0.17)		0.56 (0.08)		0.69 (0.12)		-0.12 (0.14)		0.9 (0.1)
	Aserbaidshan	0.87 (0.09)		0.28 (0.51)		0.59 (0.50)		0.87 (0.09)		c	c	c	c	1.0 (0.1)
	Brasilien	1.21 (0.05)		c	c	c	c	1.13 (0.06)		1.79 (0.13)		-0.67 (0.14)		1.1 (0.0)
	Bulgarien	0.62 (0.08)		0.70 (0.19)		-0.08 (0.20)		0.65 (0.09)		c	c	c	c	0.8 (0.1)
	Kolumbien	0.59 (0.12)		0.44 (0.14)		0.15 (0.17)		0.40 (0.11)		1.27 (0.26)		-0.87 (0.28)		1.2 (0.1)
	Kroatien	0.60 (0.10)		0.39 (0.07)		0.21 (0.12)		0.43 (0.06)		c	c	c	c	0.8 (0.1)
	Dubai (VAE)	1.47 (0.00)		c	c	c	c	1.01 (0.00)		1.59 (0.00)		-0.59 (0.00)		1.2 (0.0)
	Hongkong (China)	1.13 (0.08)		c	c	c	c	1.59 (0.25)		1.09 (0.08)		0.50 (0.26)		0.9 (0.1)
	Indonesien	0.37 (0.08)		0.41 (0.37)		-0.04 (0.37)		0.53 (0.15)		0.18 (0.09)		0.35 (0.18)		1.0 (0.1)
	Jordanien	1.96 (0.08)		c	c	c	c	1.92 (0.09)		2.12 (0.19)		-0.19 (0.21)		1.1 (0.0)
	Kasachstan	0.40 (0.06)		0.44 (0.19)		-0.04 (0.19)		0.41 (0.06)		0.17 (0.32)		0.25 (0.31)		0.8 (0.0)
	Kirgisistan	0.33 (0.08)		0.04 (0.20)		0.30 (0.22)		0.29 (0.07)		1.52 (0.49)		-1.23 (0.48)		0.9 (0.1)
	Lettland	0.34 (0.08)		c	c	c	c	0.34 (0.08)		c	c	c	c	0.8 (0.1)
	Liechtenstein	-1.75 (0.01)		c	c	c	c	-1.83 (0.01)		c	c	c	c	0.7 (0.0)
	Litauen	-0.04 (0.06)		c	c	c	c	-0.04 (0.06)		c	c	c	c	0.8 (0.0)
	Macau (China)	0.17 (0.00)		c	c	c	c	c	c	0.18 (0.00)		c	c	0.9 (0.0)
	Montenegro	0.95 (0.02)		0.99 (0.00)		-0.04 (0.02)		0.98 (0.01)		c	c	c	c	0.7 (0.0)
	Panama	0.49 (0.10)		c	c	c	c	0.24 (0.11)		1.44 (0.18)		-1.20 (0.21)		1.1 (0.1)
	Peru	0.48 (0.09)		c	c	c	c	0.33 (0.08)		1.01 (0.19)		-0.69 (0.19)		1.1 (0.1)
	Katar	1.18 (0.00)		c	c	c	c	1.20 (0.00)		1.19 (0.01)		0.02 (0.01)		1.1 (0.0)
	Rumänien	1.00 (0.07)		1.00 (0.12)		-0.01 (0.14)		1.00 (0.06)		c	c	c	c	0.8 (0.0)
	Russ. Föderation	0.51 (0.00)		0.38 (0.00)		0.13 (0.23)		0.50 (0.08)		c	c	c	c	0.9 (0.1)
	Serbien	0.56 (0.10)		0.46 (0.10)		0.09 (0.14)		0.55 (0.06)		c	c	c	c	0.8 (0.1)
	Shanghai (China)	0.08 (0.07)		-0.17 (0.12)		0.25 (0.14)		-0.01 (0.05)		0.30 (0.39)		-0.31 (0.39)		0.8 (0.1)
	Singapur	0.71 (0.01)		c	c	c	c	0.72 (0.00)		c	c	c	c	0.9 (0.0)
	Chinesisch Taipeh	0.39 (0.09)		0.32 (0.10)		0.07 (0.13)		0.32 (0.09)		0.43 (0.11)		-0.11 (0.15)		0.9 (0.1)
	Thailand	0.71 (0.08)		0.54 (0.15)		0.18 (0.17)		0.64 (0.08)		0.86 (0.16)		-0.23 (0.18)		0.9 (0.1)
Trinidad und Tobago	0.44 (0.01)		0.53 (0.01)		-0.09 (0.01)		0.43 (0.01)		0.65 (0.01)		-0.23 (0.01)		1.0 (0.0)	
Tunesien	0.42 (0.09)		c	c	c	c	0.41 (0.09)		1.12 (0.67)		-0.71 (0.68)		1.1 (0.1)	
Uruguay	0.34 (0.06)		0.07 (0.20)		0.27 (0.20)		0.27 (0.07)		0.61 (0.12)		-0.33 (0.14)		1.0 (0.1)	

Anmerkung: Statistisch signifikante Werte sind durch Fettdruck gekennzeichnet (siehe Anhang A3).
 StatLink  <http://dx.doi.org/10.1787/888932343285>



[Teil 3/3]

Index der Führungsrolle der Schulleitung und Schülerleistungen im Bereich Lesekompetenz, nach nationalen Indexquartilen

Tabelle IV.4.8 Auf Grundlage der Angaben der Schulleitungen


	Leistung auf der Gesamtskala Lesekompetenz nach nationalen Indexquartilen								Punktzahlveränderung auf der Gesamtskala Lesekompetenz je Indexeinheit		Größere Wahrscheinlichkeit für Schüler im untersten Indexquartil, im nationalen Indexquartil der Gesamtskala Lesekompetenz zu liegen		Erklärte Varianz der Schülerleistungen (R ² x 100)	
	Unterstes Quartil		Zweites Quartil		Drittes Quartil		Oberstes Quartil							
	Mittelwert	S.E.	Mittelwert	S.E.	Mittelwert	S.E.	Mittelwert	S.E.	Effekt	S.E.	Quotient	S.E.	%	S.E.
OECD-Länder	Australien	523 (4.1)	514 (5.2)	517 (7.6)	507 (4.2)	-2.5 (2.59)	0.8 (0.07)	0.1 (0.17)						
	Österreich	480 (8.1)	481 (10.6)	461 (11.1)	456 (12.0)	-12.9 (7.05)	0.7 (0.14)	1.1 (1.24)						
	Belgien	491 (7.7)	519 (8.5)	506 (7.5)	508 (10.1)	8.5 (6.39)	1.2 (0.17)	0.4 (0.69)						
	Kanada	517 (3.6)	526 (3.3)	525 (3.4)	528 (3.4)	4.1 (2.08)	1.1 (0.08)	0.2 (0.20)						
	Chile	433 (8.8)	444 (7.6)	457 (7.3)	464 (6.2)	9.6 (3.54)	1.4 (0.20)	1.7 (1.27)						
	Tschech. Rep.	479 (8.0)	478 (6.6)	481 (8.4)	473 (9.3)	0.1 (5.47)	1.0 (0.15)	0.0 (0.19)						
	Dänemark	497 (4.1)	493 (4.7)	496 (4.4)	495 (4.8)	-0.7 (4.03)	1.0 (0.09)	0.0 (0.08)						
	Estland	507 (6.3)	498 (5.4)	511 (4.8)	490 (4.7)	-5.4 (3.50)	0.9 (0.12)	0.3 (0.41)						
	Finnland	533 (4.7)	544 (4.3)	537 (3.9)	530 (4.6)	-3.6 (2.71)	1.1 (0.11)	0.1 (0.13)						
	Frankreich	w w	w w	w w	w w	w w	w w	w w						
	Deutschland	518 (7.7)	501 (9.3)	491 (8.0)	480 (10.1)	-16.9 (8.09)	0.6 (0.12)	1.4 (1.39)						
	Griechenland	481 (12.0)	490 (7.7)	486 (8.0)	476 (9.9)	-2.2 (4.94)	1.0 (0.23)	0.1 (0.35)						
	Ungarn	510 (9.4)	483 (11.7)	491 (9.9)	493 (10.3)	-11.0 (6.08)	0.7 (0.16)	0.9 (1.02)						
	Island	503 (3.4)	497 (3.3)	492 (3.4)	501 (3.5)	-1.1 (2.35)	1.0 (0.06)	0.0 (0.04)						
	Irland	499 (7.6)	488 (8.9)	488 (7.9)	501 (8.8)	-1.2 (5.36)	0.8 (0.13)	0.0 (0.20)						
	Israel	489 (9.9)	481 (9.4)	478 (8.1)	448 (13.4)	-16.7 (8.54)	0.7 (0.15)	1.8 (1.81)						
	Italien	488 (5.2)	488 (4.9)	489 (5.0)	480 (5.3)	-4.6 (2.99)	1.0 (0.09)	0.2 (0.24)						
	Japan	515 (10.7)	520 (8.4)	519 (10.2)	526 (9.6)	4.5 (6.36)	1.1 (0.19)	0.1 (0.46)						
	Korea	539 (6.0)	545 (6.6)	538 (9.5)	535 (9.1)	-0.1 (3.72)	1.0 (0.18)	0.0 (0.23)						
	Luxemburg	447 (2.4)	459 (2.5)	489 (2.3)	488 (2.8)	22.3 (1.03)	1.4 (0.10)	5.0 (0.45)						
	Mexiko	417 (4.1)	415 (4.2)	430 (5.1)	440 (3.4)	9.2 (1.99)	1.2 (0.10)	1.3 (0.58)						
	Niederlande	498 (10.7)	526 (14.7)	501 (9.6)	507 (12.0)	-1.0 (8.04)	1.1 (0.23)	0.0 (0.36)						
	Neuseeland	524 (5.9)	515 (5.1)	526 (5.3)	524 (5.5)	2.9 (2.80)	1.0 (0.11)	0.1 (0.16)						
	Norwegen	499 (4.3)	508 (6.2)	506 (4.4)	498 (4.7)	1.8 (4.62)	1.1 (0.09)	0.0 (0.12)						
	Polen	507 (5.3)	491 (5.8)	504 (5.9)	500 (4.2)	-2.9 (2.98)	0.9 (0.09)	0.1 (0.13)						
	Portugal	488 (6.2)	491 (5.8)	483 (8.4)	495 (8.3)	2.1 (4.99)	1.0 (0.13)	0.0 (0.19)						
	Slowak. Rep.	490 (10.6)	481 (8.9)	471 (8.1)	467 (8.3)	-13.5 (8.25)	0.8 (0.16)	1.2 (1.54)						
	Slowenien	488 (3.4)	489 (2.3)	478 (2.0)	477 (2.2)	-5.9 (1.55)	1.0 (0.07)	0.3 (0.14)						
	Spanien	470 (4.0)	475 (4.0)	485 (4.5)	494 (5.7)	10.7 (2.67)	1.3 (0.10)	1.2 (0.62)						
	Schweden	498 (5.6)	490 (4.5)	506 (4.4)	495 (8.4)	1.0 (4.45)	1.0 (0.10)	0.0 (0.13)						
	Schweiz	489 (6.3)	496 (8.3)	503 (7.8)	511 (8.6)	11.5 (5.79)	1.2 (0.12)	1.1 (1.13)						
Türkei	463 (7.4)	458 (8.2)	462 (8.2)	475 (8.3)	6.1 (4.43)	1.0 (0.15)	0.5 (0.64)							
Ver. Königreich	500 (5.2)	505 (6.6)	496 (5.4)	481 (5.4)	-7.0 (2.95)	0.9 (0.09)	0.5 (0.38)							
Ver. Staaten	517 (10.1)	482 (6.4)	499 (7.6)	502 (7.2)	-4.1 (3.95)	0.7 (0.13)	0.2 (0.46)							
OECD-Durchschnitt	494 (1.2)	493 (1.3)	494 (1.2)	492 (1.3)	-0.6 (0.85)	1.0 (0.02)	0.6 (0.12)							
Partnerländer	Albanien	382 (7.8)	380 (9.9)	391 (9.8)	387 (8.6)	2.5 (4.55)	1.0 (0.14)	0.0 (0.20)						
	Argentinien	377 (10.7)	397 (10.1)	428 (11.1)	389 (10.8)	7.8 (6.21)	1.4 (0.19)	0.4 (0.73)						
	Aserbaidschan	358 (8.2)	377 (6.7)	353 (9.0)	360 (7.6)	0.8 (3.40)	1.1 (0.20)	0.0 (0.16)						
	Brasilien	388 (4.7)	423 (8.9)	415 (6.4)	423 (5.6)	11.0 (2.58)	1.4 (0.12)	1.6 (0.72)						
	Bulgarien	438 (16.3)	432 (13.2)	413 (11.3)	434 (13.5)	1.9 (9.22)	0.8 (0.20)	0.0 (0.37)						
	Kolumbien	403 (7.7)	411 (7.0)	419 (6.8)	418 (10.3)	2.3 (5.38)	1.2 (0.18)	0.1 (0.57)						
	Kroatien	456 (7.6)	477 (9.0)	486 (8.1)	486 (7.7)	11.7 (6.67)	1.5 (0.19)	1.1 (1.20)						
	Dubai (VAE)	466 (2.2)	428 (2.3)	462 (2.5)	481 (2.3)	7.7 (0.86)	1.1 (0.06)	0.7 (0.16)						
	Hongkong (China)	542 (8.5)	543 (7.2)	529 (8.2)	522 (7.5)	-10.2 (4.56)	0.8 (0.18)	1.3 (1.21)						
	Indonesien	402 (7.3)	404 (8.6)	402 (6.6)	399 (6.7)	-3.4 (3.29)	1.0 (0.16)	0.3 (0.56)						
	Jordanien	384 (7.8)	402 (7.3)	419 (7.4)	415 (7.1)	11.6 (3.74)	1.5 (0.19)	1.9 (1.25)						
	Kasachstan	397 (7.8)	378 (8.7)	397 (7.7)	390 (9.4)	-2.0 (5.90)	0.9 (0.13)	0.0 (0.25)						
	Kirgisistan	295 (6.7)	304 (6.6)	317 (8.1)	340 (11.1)	19.5 (6.43)	1.2 (0.15)	3.3 (2.06)						
	Lettland	481 (6.4)	489 (5.3)	486 (4.7)	480 (7.8)	-2.8 (4.11)	0.9 (0.14)	0.1 (0.33)						
	Liechtenstein	491 (11.3)	546 (14.0)	489 (8.5)	472 (7.8)	-12.6 (5.72)	1.0 (0.25)	1.1 (0.99)						
	Litauen	476 (7.1)	453 (6.0)	468 (6.4)	476 (5.6)	-1.5 (4.61)	0.9 (0.17)	0.0 (0.17)						
	Macau (China)	496 (1.4)	473 (2.1)	482 (2.2)	495 (2.0)	2.7 (0.92)	0.7 (0.04)	0.1 (0.06)						
	Montenegro	393 (2.9)	409 (4.8)	412 (2.6)	416 (2.7)	10.1 (2.05)	1.3 (0.08)	0.5 (0.21)						
	Panama	345 (12.1)	365 (9.1)	361 (18.3)	412 (16.3)	20.6 (6.18)	1.3 (0.33)	5.3 (3.12)						
	Peru	338 (6.9)	379 (9.7)	368 (8.4)	390 (8.1)	15.4 (3.50)	1.6 (0.20)	3.1 (1.47)						
	Katar	367 (2.0)	387 (1.7)	371 (1.9)	363 (1.6)	-0.6 (0.72)	1.1 (0.05)	0.0 (0.01)						
	Rumänien	431 (9.1)	398 (10.6)	442 (7.7)	426 (10.0)	3.1 (7.14)	0.9 (0.17)	0.1 (0.46)						
	Russ. Föderation	465 (7.2)	455 (5.8)	451 (6.2)	467 (7.1)	2.2 (4.01)	1.0 (0.11)	0.0 (0.23)						
	Serbien	445 (5.9)	425 (7.7)	450 (8.1)	448 (8.2)	1.6 (4.60)	0.9 (0.13)	0.0 (0.24)						
	Shanghai (China)	543 (7.0)	563 (8.1)	559 (7.6)	559 (7.0)	5.1 (5.64)	1.3 (0.21)	0.3 (0.58)						
	Singapur	532 (2.8)	524 (2.3)	513 (3.1)	535 (2.5)	-3.8 (1.52)	1.0 (0.08)	0.1 (0.10)						
	Chinesisch Taipeh	502 (7.3)	498 (7.6)	491 (7.2)	489 (7.6)	-7.8 (4.85)	0.9 (0.15)	0.6 (0.76)						
	Thailand	407 (6.3)	428 (5.6)	414 (6.7)	436 (5.8)	10.0 (3.41)	1.3 (0.16)	1.6 (1.09)						
	Trinidad und Tobago	392 (2.9)	422 (2.9)	427 (3.0)	444 (2.6)	15.9 (1.33)	1.5 (0.09)	2.1 (0.33)						
	Tunesien	428 (6.0)	391 (7.9)	403 (9.6)	393 (8.2)	-6.2 (3.82)	0.5 (0.09)	0.6 (0.80)						
	Uruguay	420 (6.8)	440 (8.1)	405 (6.6)	440 (8.2)	0.5 (3.65)	1.1 (0.13)	0.0 (0.13)						

Anmerkung: Statistisch signifikante Werte sind durch Fettdruck gekennzeichnet (siehe Anhang A3). StatLink <http://dx.doi.org/10.1787/888932343285>

[Teil 1/2]

Tabelle IV.4.9 Korrelationen zwischen sechs Lernumfeldindizes

	Korrelation zwischen													
	Lehrer-Schüler-Beziehungen und							Schuldisziplin und						
	Schuldisziplin		Förderung des Lesengagements und der Lesekompetenz durch die Lehrkräfte	das Schulklima beeinträchtigende schülerbezogene Faktoren	das Schulklima beeinträchtigende lehrkräftebezogene Faktoren	Führungsrolle der Schulleitung	Förderung des Lesengagements und der Lesekompetenz durch die Lehrkräfte	das Schulklima beeinträchtigende schülerbezogene Faktoren	das Schulklima beeinträchtigende lehrkräftebezogene Faktoren	Führungsrolle der Schulleitung				
	Korr.	S.E.	Korr.	S.E.	Korr.	S.E.	Korr.	S.E.	Korr.	S.E.	Korr.	S.E.	Korr.	S.E.
OECD-Länder	Australien	0.24 (0.01)	0.33 (0.01)	0.12 (0.01)	0.09 (0.01)	-0.02 (0.02)	0.26 (0.01)	0.15 (0.02)	0.10 (0.02)	-0.03 (0.02)				
	Österreich	0.20 (0.02)	0.29 (0.02)	0.04 (0.02)	0.03 (0.02)	0.02 (0.02)	0.12 (0.02)	0.15 (0.03)	0.03 (0.03)	-0.05 (0.04)				
	Belgien	0.18 (0.01)	0.26 (0.01)	-0.02 (0.02)	-0.04 (0.02)	0.00 (0.01)	0.14 (0.01)	0.04 (0.02)	0.00 (0.02)	0.02 (0.02)				
	Kanada	0.18 (0.01)	0.28 (0.01)	0.04 (0.01)	0.03 (0.01)	0.02 (0.01)	0.21 (0.01)	0.08 (0.02)	0.06 (0.02)	0.02 (0.02)				
	Chile	0.15 (0.01)	0.31 (0.02)	0.04 (0.02)	0.04 (0.02)	0.06 (0.02)	0.13 (0.02)	0.08 (0.03)	0.05 (0.03)	0.08 (0.03)				
	Tschech. Rep.	0.20 (0.02)	0.21 (0.02)	0.07 (0.02)	0.05 (0.02)	-0.04 (0.02)	0.14 (0.02)	0.13 (0.04)	0.07 (0.04)	-0.07 (0.04)				
	Dänemark	0.20 (0.01)	0.30 (0.02)	0.09 (0.02)	0.07 (0.02)	-0.03 (0.02)	0.19 (0.02)	0.11 (0.03)	0.09 (0.02)	0.01 (0.03)				
	Estland	0.14 (0.02)	0.27 (0.02)	0.05 (0.03)	0.04 (0.02)	-0.02 (0.03)	0.20 (0.02)	0.06 (0.03)	-0.02 (0.04)	-0.05 (0.03)				
	Finnland	0.20 (0.02)	0.25 (0.02)	0.06 (0.02)	0.04 (0.02)	0.02 (0.02)	0.13 (0.02)	0.06 (0.03)	-0.02 (0.03)	0.01 (0.02)				
	Frankreich	0.17 (0.02)	0.23 (0.02)	w	w	w	0.12 (0.02)	w	w	w				
	Deutschland	0.21 (0.02)	0.28 (0.02)	0.00 (0.02)	0.03 (0.02)	0.03 (0.02)	0.18 (0.02)	0.11 (0.03)	0.05 (0.02)	0.00 (0.03)				
	Griechenland	0.15 (0.02)	0.35 (0.02)	0.04 (0.02)	0.00 (0.02)	0.08 (0.03)	0.09 (0.02)	0.06 (0.03)	0.01 (0.03)	0.03 (0.03)				
	Ungarn	0.24 (0.02)	0.32 (0.02)	0.10 (0.02)	0.08 (0.03)	-0.03 (0.02)	0.25 (0.02)	0.16 (0.03)	0.08 (0.03)	-0.03 (0.03)				
	Island	0.21 (0.02)	0.29 (0.02)	0.06 (0.01)	0.03 (0.02)	0.06 (0.02)	0.18 (0.02)	0.07 (0.01)	0.03 (0.02)	-0.08 (0.02)				
	Irland	0.22 (0.02)	0.30 (0.02)	0.07 (0.03)	0.02 (0.02)	-0.03 (0.02)	0.25 (0.02)	0.02 (0.03)	0.06 (0.03)	0.03 (0.03)				
	Israel	0.24 (0.02)	0.40 (0.01)	0.06 (0.03)	0.07 (0.03)	0.02 (0.03)	0.17 (0.02)	0.09 (0.03)	0.13 (0.03)	-0.01 (0.02)				
	Italien	0.21 (0.01)	0.30 (0.01)	0.05 (0.01)	0.05 (0.01)	0.04 (0.01)	0.22 (0.01)	0.19 (0.02)	0.01 (0.02)	-0.04 (0.02)				
	Japan	0.19 (0.02)	0.33 (0.01)	0.11 (0.02)	0.04 (0.02)	0.03 (0.03)	0.13 (0.02)	0.26 (0.03)	0.11 (0.03)	0.06 (0.04)				
	Korea	0.14 (0.02)	0.33 (0.02)	0.06 (0.03)	0.03 (0.03)	0.00 (0.02)	0.14 (0.02)	0.11 (0.04)	0.03 (0.04)	0.04 (0.04)				
	Luxemburg	0.18 (0.02)	0.24 (0.02)	0.07 (0.01)	0.09 (0.01)	0.04 (0.01)	0.11 (0.02)	0.07 (0.02)	0.07 (0.01)	0.06 (0.01)				
	Mexiko	0.14 (0.01)	0.31 (0.01)	0.05 (0.01)	0.05 (0.01)	0.01 (0.01)	0.08 (0.01)	0.08 (0.01)	0.04 (0.01)	-0.01 (0.01)				
	Niederlande	0.21 (0.02)	0.24 (0.02)	0.05 (0.02)	0.05 (0.02)	0.00 (0.02)	0.16 (0.02)	0.05 (0.02)	0.03 (0.02)	0.02 (0.03)				
	Neuseeland	0.22 (0.02)	0.31 (0.01)	0.05 (0.02)	0.04 (0.02)	0.02 (0.02)	0.27 (0.02)	0.12 (0.02)	0.07 (0.02)	0.05 (0.02)				
	Norwegen	0.24 (0.02)	0.33 (0.02)	0.06 (0.02)	0.04 (0.02)	0.02 (0.02)	0.20 (0.02)	0.11 (0.03)	0.06 (0.02)	0.06 (0.03)				
	Polen	0.18 (0.02)	0.32 (0.02)	0.06 (0.02)	0.01 (0.02)	0.00 (0.02)	0.23 (0.02)	0.07 (0.03)	0.05 (0.03)	0.00 (0.03)				
	Portugal	0.18 (0.02)	0.30 (0.02)	0.08 (0.03)	0.05 (0.02)	0.05 (0.02)	0.15 (0.02)	0.09 (0.04)	0.09 (0.03)	0.03 (0.03)				
	Slowak. Rep.	0.20 (0.02)	0.26 (0.02)	0.04 (0.03)	0.05 (0.03)	0.01 (0.03)	0.14 (0.02)	0.08 (0.03)	0.06 (0.03)	-0.02 (0.04)				
	Slowenien	0.16 (0.02)	0.23 (0.02)	0.06 (0.01)	0.01 (0.02)	0.03 (0.02)	0.14 (0.02)	0.19 (0.01)	0.10 (0.01)	0.02 (0.01)				
	Spanien	0.16 (0.01)	0.29 (0.01)	0.04 (0.02)	0.04 (0.01)	0.04 (0.02)	0.14 (0.02)	0.06 (0.02)	0.06 (0.02)	0.03 (0.02)				
	Schweden	0.19 (0.02)	0.35 (0.01)	0.04 (0.02)	0.05 (0.02)	0.04 (0.02)	0.18 (0.02)	0.10 (0.03)	0.08 (0.03)	0.03 (0.02)				
	Schweiz	0.26 (0.02)	0.24 (0.02)	0.04 (0.02)	0.04 (0.02)	-0.06 (0.02)	0.14 (0.02)	0.07 (0.02)	0.02 (0.02)	-0.01 (0.03)				
	Türkei	0.15 (0.02)	0.37 (0.01)	0.02 (0.02)	0.00 (0.02)	-0.01 (0.02)	0.12 (0.02)	0.03 (0.02)	0.03 (0.03)	0.01 (0.03)				
	Ver. Königreich	0.23 (0.01)	0.28 (0.02)	0.03 (0.02)	0.04 (0.02)	0.02 (0.02)	0.24 (0.02)	0.11 (0.02)	0.06 (0.03)	-0.03 (0.02)				
Ver. Staaten	0.20 (0.02)	0.35 (0.02)	0.10 (0.02)	0.09 (0.02)	0.01 (0.02)	0.16 (0.02)	0.11 (0.02)	0.11 (0.02)	0.00 (0.03)					
OECD-Durchschnitt	0.19 (0.00)	0.29 (0.00)	0.05 (0.00)	0.04 (0.00)	0.01 (0.00)	0.17 (0.00)	0.10 (0.00)	0.05 (0.00)	0.01 (0.00)					
Partnerländer	Albanien	0.18 (0.02)	0.36 (0.02)	0.11 (0.03)	0.12 (0.03)	0.02 (0.02)	0.10 (0.02)	0.14 (0.04)	0.13 (0.03)	0.03 (0.03)				
	Argentinien	0.14 (0.02)	0.32 (0.02)	-0.02 (0.03)	-0.03 (0.03)	-0.01 (0.03)	0.09 (0.03)	0.02 (0.03)	-0.01 (0.03)	-0.02 (0.04)				
	Aserbaidzhan	0.16 (0.02)	0.34 (0.02)	0.00 (0.03)	0.02 (0.02)	0.01 (0.02)	0.10 (0.03)	0.04 (0.03)	0.03 (0.03)	0.02 (0.04)				
	Brasilien	0.10 (0.01)	0.33 (0.01)	0.10 (0.01)	0.06 (0.02)	0.01 (0.02)	0.10 (0.01)	0.12 (0.02)	0.09 (0.02)	0.03 (0.02)				
	Bulgarien	0.08 (0.02)	0.33 (0.02)	-0.03 (0.03)	0.02 (0.03)	-0.05 (0.03)	0.05 (0.03)	0.12 (0.03)	0.03 (0.03)	-0.06 (0.04)				
	Kolumbien	0.09 (0.02)	0.29 (0.02)	0.00 (0.02)	0.03 (0.02)	0.02 (0.02)	0.05 (0.02)	0.08 (0.03)	0.07 (0.03)	0.00 (0.03)				
	Kroatien	0.17 (0.02)	0.29 (0.02)	0.06 (0.02)	0.03 (0.02)	-0.01 (0.03)	0.19 (0.02)	0.15 (0.03)	0.04 (0.03)	0.01 (0.04)				
	Dubai (VAE)	0.19 (0.02)	0.35 (0.02)	-0.02 (0.02)	-0.02 (0.02)	-0.03 (0.02)	0.20 (0.02)	0.16 (0.01)	0.12 (0.01)	0.04 (0.01)				
	Hongkong (China)	0.17 (0.01)	0.29 (0.02)	0.01 (0.02)	0.00 (0.02)	-0.04 (0.02)	0.19 (0.02)	0.08 (0.02)	0.05 (0.02)	-0.01 (0.02)				
	Indonesien	0.08 (0.02)	0.28 (0.02)	-0.01 (0.02)	-0.02 (0.02)	0.03 (0.03)	0.03 (0.02)	0.12 (0.02)	0.06 (0.03)	0.01 (0.03)				
	Jordanien	0.20 (0.02)	0.36 (0.02)	0.00 (0.02)	0.00 (0.02)	-0.02 (0.02)	0.17 (0.02)	0.04 (0.03)	0.04 (0.03)	0.03 (0.03)				
	Kasachstan	0.23 (0.02)	0.32 (0.02)	0.01 (0.03)	0.02 (0.03)	0.06 (0.03)	0.20 (0.02)	0.08 (0.03)	0.06 (0.03)	0.00 (0.03)				
	Kirgisistan	0.05 (0.02)	0.35 (0.02)	0.02 (0.03)	0.00 (0.02)	-0.03 (0.03)	0.07 (0.02)	0.03 (0.02)	0.03 (0.02)	0.04 (0.03)				
	Lettland	0.17 (0.02)	0.24 (0.02)	0.05 (0.03)	0.08 (0.03)	0.02 (0.02)	0.17 (0.03)	0.13 (0.04)	0.16 (0.04)	0.04 (0.04)				
	Liechtenstein	0.33 (0.05)	0.41 (0.04)	0.07 (0.05)	0.10 (0.05)	0.02 (0.05)	0.20 (0.06)	0.05 (0.07)	0.20 (0.05)	0.14 (0.05)				
	Litauen	0.14 (0.02)	0.29 (0.02)	0.00 (0.02)	-0.01 (0.02)	-0.07 (0.02)	0.15 (0.02)	0.07 (0.03)	0.00 (0.03)	-0.02 (0.03)				
	Macau (China)	0.17 (0.02)	0.30 (0.01)	0.00 (0.01)	0.00 (0.01)	0.02 (0.01)	0.12 (0.02)	0.10 (0.01)	0.07 (0.01)	-0.01 (0.01)				
	Montenegro	0.16 (0.02)	0.33 (0.02)	0.06 (0.02)	0.01 (0.02)	-0.02 (0.02)	0.15 (0.02)	0.01 (0.01)	0.00 (0.01)	0.04 (0.01)				
	Panama	-0.01 (0.04)	0.32 (0.03)	-0.08 (0.03)	0.01 (0.03)	-0.04 (0.02)	-0.12 (0.03)	0.04 (0.03)	-0.01 (0.03)	-0.02 (0.03)				
	Peru	0.11 (0.02)	0.34 (0.02)	0.03 (0.02)	0.03 (0.02)	0.05 (0.02)	0.06 (0.02)	0.07 (0.02)	0.03 (0.02)	0.01 (0.02)				
	Katar	0.12 (0.01)	0.39 (0.01)	0.02 (0.01)	-0.01 (0.01)	0.01 (0.01)	0.14 (0.01)	0.06 (0.01)	0.05 (0.01)	0.02 (0.01)				
	Rumänien	0.13 (0.02)	0.29 (0.02)	0.04 (0.02)	0.05 (0.02)	0.02 (0.02)	0.09 (0.02)	0.11 (0.04)	0.03 (0.03)	0.03 (0.04)				
	Russ. Föderation	0.18 (0.02)	0.28 (0.02)	-0.02 (0.03)	-0.03 (0.04)	0.02 (0.03)	0.16 (0.02)	0.01 (0.02)	-0.01 (0.02)	0.02 (0.03)				
	Serbien	0.13 (0.02)	0.25 (0.02)	0.02 (0.02)	0.03 (0.02)	0.00 (0.02)	0.15 (0.02)	0.14 (0.03)	0.07 (0.03)	0.00 (0.02)				
	Shanghai (China)	0.27 (0.02)	0.30 (0.02)	0.05 (0.02)	0.04 (0.03)	0.03 (0.02)	0.24 (0.02)	0.09 (0.03)	0.02 (0.04)	0.04 (0.03)				
	Singapur	0.14 (0.01)	0.30 (0.01)	0.05 (0.02)	0.03 (0.01)	0.05 (0.02)	0.19 (0.02)	0.13 (0.01)	0.04 (0.01)	-0.01 (0.01)				
	Chinesisch Taipeh	0.16 (0.02)	0.27 (0.02)	0.00 (0.01)	0.01 (0.02)	-0.03 (0.02)	0.15 (0.02)	0.04 (0.02)	0.03 (0.03)	-0.03 (0.02)				
	Thailand	0.15 (0.02)	0.32 (0.02)	0.01 (0.01)	0.04 (0.02)	0.03 (0.02)	0.09 (0.02)	0.04 (0.02)	0.04 (0.02)	0.01 (0.02)				
	Trinidad und Tobago	0.15 (0.02)	0.30 (0.02)	0.05 (0.02)	0.04 (0.02)	0.03 (0.02)	0.13 (0.02)	0.12 (0.01)	0.05 (0.01)	0.05 (0.02)				
	Tunesien	0.12 (0.02)	0.38 (0.01)	0.01 (0.02)	0.04 (0.03)	0.04 (0.02)	0.17 (0.02)	0.04 (0.02)	0.04 (0.02)	0.07 (0.02)				
Uruguay	0.10 (0.02)	0.27 (0.02)	-0.02 (0.02)	-0.03 (0.02)	0.01 (0.02)	0.02 (0.02)	0.09 (0.02)	0.03 (0.02)	-0.03 (0.02)					

Anmerkung: Statistisch signifikante Werte sind durch Fettdruck gekennzeichnet (siehe Anhang A3).
 StatLink  <




[Teil 2/2]

Tabelle IV. 4.9 Korrelationen zwischen sechs Lernumfeldindizes

	Korrelation zwischen												
	Förderung des Leseeengagements und der Lesekompetenz durch die Lehrkräfte und					das Schulklima beeinträchtigende schülerbezogene Faktoren und				das Schulklima beeinträchtigende lehrkräftebezogene Faktoren und			
	das Schulklima beeinträchtigende schülerbezogene Faktoren		das Schulklima beeinträchtigende lehrkräftebezogene Faktoren		Führungsrolle der Schulleitung		das Schulklima beeinträchtigende lehrkräftebezogene Faktoren		Führungsrolle der Schulleitung		Führungsrolle der Schulleitung		
	Korr.	S.E.	Korr.	S.E.	Korr.	S.E.	Korr.	S.E.	Korr.	S.E.	Korr.	S.E.	
OECD-Länder	Australien	0.11	(0.01)	0.07	(0.02)	-0.01	(0.02)	0.72	(0.03)	-0.04	(0.06)	0.13	(0.07)
	Österreich	0.02	(0.02)	0.02	(0.02)	-0.03	(0.02)	0.41	(0.08)	0.02	(0.07)	0.15	(0.11)
	Belgien	0.02	(0.02)	-0.04	(0.02)	0.06	(0.02)	0.60	(0.03)	0.16	(0.07)	0.01	(0.06)
	Kanada	0.01	(0.02)	0.05	(0.02)	0.06	(0.02)	0.59	(0.04)	0.18	(0.06)	0.20	(0.05)
	Chile	0.08	(0.02)	0.09	(0.03)	0.11	(0.03)	0.67	(0.05)	0.38	(0.06)	0.49	(0.06)
	Tschech. Rep.	0.05	(0.02)	0.05	(0.02)	-0.03	(0.03)	0.47	(0.05)	0.13	(0.06)	0.30	(0.08)
	Dänemark	0.04	(0.02)	0.04	(0.02)	0.02	(0.02)	0.67	(0.04)	-0.05	(0.07)	0.13	(0.07)
	Estland	-0.01	(0.03)	-0.04	(0.02)	-0.01	(0.03)	0.62	(0.05)	-0.12	(0.08)	0.05	(0.07)
	Finnland	0.01	(0.02)	0.01	(0.02)	-0.01	(0.02)	0.55	(0.06)	0.11	(0.08)	0.02	(0.08)
	Frankreich	w	w	w	w	w	w	w	w	w	w	w	w
	Deutschland	0.03	(0.02)	0.04	(0.02)	0.03	(0.02)	0.50	(0.05)	-0.11	(0.07)	0.08	(0.07)
	Griechenland	0.02	(0.03)	0.00	(0.02)	0.05	(0.03)	0.69	(0.05)	0.06	(0.10)	0.07	(0.09)
	Ungarn	0.08	(0.03)	0.03	(0.03)	-0.03	(0.02)	0.66	(0.04)	0.05	(0.09)	0.26	(0.07)
	Island	0.01	(0.02)	0.04	(0.02)	0.03	(0.02)	0.60	(0.00)	0.16	(0.00)	0.15	(0.00)
	Irland	-0.02	(0.02)	-0.01	(0.02)	0.00	(0.02)	0.60	(0.08)	0.21	(0.09)	0.32	(0.09)
	Israel	0.01	(0.04)	0.01	(0.03)	0.04	(0.04)	0.64	(0.05)	0.25	(0.09)	0.18	(0.08)
	Italien	0.05	(0.02)	0.03	(0.01)	0.03	(0.02)	0.38	(0.04)	0.08	(0.05)	0.16	(0.04)
	Japan	0.09	(0.02)	0.04	(0.02)	0.07	(0.02)	0.74	(0.04)	0.14	(0.08)	0.15	(0.07)
	Korea	0.04	(0.03)	0.02	(0.02)	-0.01	(0.03)	0.67	(0.07)	0.15	(0.10)	0.33	(0.10)
	Luxemburg	0.02	(0.01)	0.05	(0.01)	0.03	(0.01)	0.73	(0.00)	0.49	(0.00)	0.47	(0.00)
	Mexiko	0.05	(0.01)	0.04	(0.01)	0.02	(0.01)	0.67	(0.02)	0.20	(0.04)	0.30	(0.04)
	Niederlande	0.06	(0.02)	0.04	(0.02)	0.04	(0.02)	0.66	(0.05)	0.08	(0.07)	0.19	(0.07)
	Neuseeland	0.07	(0.02)	0.06	(0.02)	0.03	(0.02)	0.69	(0.04)	0.09	(0.07)	0.15	(0.06)
	Norwegen	0.06	(0.02)	0.05	(0.02)	-0.02	(0.02)	0.56	(0.05)	0.15	(0.08)	0.15	(0.09)
	Polen	0.06	(0.02)	0.02	(0.03)	-0.01	(0.02)	0.39	(0.08)	-0.03	(0.09)	0.28	(0.07)
	Portugal	0.02	(0.02)	0.04	(0.02)	0.03	(0.02)	0.65	(0.07)	0.11	(0.08)	0.19	(0.07)
	Slowak. Rep.	0.04	(0.03)	0.04	(0.03)	0.01	(0.03)	0.54	(0.07)	0.02	(0.10)	0.24	(0.09)
	Slowenien	0.03	(0.02)	0.00	(0.02)	0.00	(0.01)	0.63	(0.00)	-0.07	(0.01)	0.08	(0.01)
	Spanien	-0.01	(0.02)	-0.02	(0.02)	0.00	(0.02)	0.61	(0.03)	0.19	(0.05)	0.19	(0.05)
	Schweden	0.06	(0.02)	0.04	(0.02)	0.04	(0.02)	0.58	(0.05)	0.15	(0.07)	0.16	(0.08)
	Schweiz	0.03	(0.02)	0.00	(0.02)	0.01	(0.03)	0.54	(0.04)	0.16	(0.08)	0.21	(0.06)
	Türkei	0.00	(0.03)	-0.02	(0.03)	-0.01	(0.02)	0.88	(0.02)	-0.12	(0.07)	-0.12	(0.07)
Ver. Königreich	0.01	(0.02)	0.02	(0.02)	-0.01	(0.02)	0.63	(0.05)	0.01	(0.07)	0.18	(0.07)	
Ver. Staaten	0.04	(0.02)	0.06	(0.02)	0.01	(0.02)	0.60	(0.05)	0.11	(0.08)	0.24	(0.06)	
OECD-Durchschnitt	0.03	(0.00)	0.03	(0.00)	0.02	(0.00)	0.61	(0.01)	0.10	(0.01)	0.18	(0.01)	
Partnerländer	Albanien	0.06	(0.03)	0.05	(0.02)	0.02	(0.03)	0.71	(0.04)	0.10	(0.07)	0.24	(0.07)
	Argentinien	0.01	(0.03)	-0.01	(0.02)	-0.02	(0.02)	0.68	(0.04)	0.11	(0.10)	0.20	(0.09)
	Aserbaidschan	0.03	(0.03)	0.04	(0.04)	-0.04	(0.02)	0.76	(0.03)	0.00	(0.09)	0.00	(0.08)
	Brasilien	0.07	(0.02)	0.05	(0.02)	0.02	(0.01)	0.57	(0.04)	0.13	(0.04)	0.31	(0.04)
	Bulgarien	0.03	(0.02)	0.01	(0.02)	-0.05	(0.02)	0.70	(0.05)	-0.02	(0.10)	0.02	(0.12)
	Kolumbien	0.01	(0.03)	0.03	(0.03)	0.03	(0.02)	0.67	(0.05)	0.32	(0.08)	0.39	(0.08)
	Kroatien	0.06	(0.02)	0.04	(0.02)	0.00	(0.02)	0.60	(0.05)	0.22	(0.08)	0.36	(0.08)
	Dubai (VAE)	0.01	(0.02)	-0.02	(0.02)	-0.01	(0.01)	0.78	(0.00)	0.26	(0.00)	0.44	(0.00)
	Hongkong (China)	0.07	(0.03)	0.08	(0.03)	-0.02	(0.02)	0.72	(0.05)	0.01	(0.09)	0.12	(0.08)
	Indonesien	0.02	(0.03)	0.02	(0.02)	0.05	(0.03)	0.59	(0.06)	0.14	(0.09)	0.27	(0.09)
	Jordanien	0.05	(0.02)	0.05	(0.02)	0.00	(0.02)	0.79	(0.03)	0.14	(0.08)	0.19	(0.08)
	Kasachstan	-0.01	(0.03)	-0.02	(0.03)	0.05	(0.03)	0.86	(0.02)	-0.01	(0.08)	0.06	(0.08)
	Kirgisistan	0.03	(0.03)	0.01	(0.03)	-0.04	(0.03)	0.87	(0.02)	0.17	(0.08)	0.20	(0.08)
	Lettland	0.08	(0.03)	0.09	(0.03)	0.05	(0.03)	0.53	(0.06)	0.03	(0.09)	0.31	(0.07)
	Liechtenstein	0.25	(0.05)	0.04	(0.04)	-0.09	(0.06)	0.59	(0.00)	-0.11	(0.01)	0.03	(0.01)
	Litauen	0.00	(0.02)	-0.02	(0.02)	-0.04	(0.02)	0.55	(0.07)	0.11	(0.07)	0.24	(0.08)
	Macau (China)	0.00	(0.01)	-0.02	(0.01)	0.00	(0.01)	0.89	(0.00)	0.21	(0.00)	0.21	(0.00)
	Montenegro	0.03	(0.02)	0.00	(0.02)	0.00	(0.02)	0.59	(0.00)	0.21	(0.01)	0.31	(0.00)
	Panama	-0.04	(0.02)	-0.01	(0.03)	0.03	(0.03)	0.66	(0.06)	0.31	(0.08)	0.34	(0.09)
	Peru	0.00	(0.02)	0.00	(0.02)	0.01	(0.02)	0.70	(0.04)	0.13	(0.07)	0.16	(0.08)
	Katar	0.03	(0.01)	0.01	(0.01)	0.02	(0.01)	0.86	(0.00)	0.06	(0.00)	0.16	(0.00)
	Rumänien	0.05	(0.02)	0.04	(0.03)	0.04	(0.03)	0.52	(0.06)	0.13	(0.09)	0.31	(0.08)
	Russ. Föderation	-0.04	(0.02)	-0.04	(0.03)	0.02	(0.02)	0.77	(0.03)	0.04	(0.06)	0.14	(0.09)
	Serbien	0.06	(0.02)	0.05	(0.02)	-0.01	(0.02)	0.62	(0.05)	0.10	(0.06)	0.19	(0.06)
	Shanghai (China)	0.04	(0.02)	0.03	(0.02)	0.02	(0.02)	0.81	(0.03)	-0.02	(0.08)	0.00	(0.08)
	Singapur	0.05	(0.01)	0.02	(0.01)	0.05	(0.01)	0.72	(0.00)	0.09	(0.01)	0.14	(0.01)
	Chinesisch Taipeh	0.00	(0.02)	0.01	(0.02)	0.00	(0.02)	0.87	(0.02)	-0.07	(0.09)	-0.04	(0.10)
	Thailand	0.00	(0.02)	0.01	(0.02)	0.02	(0.02)	0.65	(0.05)	0.18	(0.07)	0.34	(0.06)
	Trinidad und Tobago	0.09	(0.02)	0.05	(0.02)	0.05	(0.01)	0.64	(0.01)	0.37	(0.01)	0.35	(0.00)
	Tunesien	0.03	(0.02)	0.05	(0.03)	0.03	(0.02)	0.68	(0.05)	0.10	(0.08)	0.19	(0.09)
Uruguay	0.04	(0.02)	0.02	(0.02)	0.02	(0.02)	0.66	(0.03)	0.13	(0.05)	0.10	(0.06)	

Anmerkung: Statistisch signifikante Werte sind durch Fettdruck gekennzeichnet (siehe Anhang A3).
StatLink <http://dx.doi.org/10.1787/888932343285>



From:

PISA 2009 Results: What Makes a School Successful?

Resources, Policies and Practices (Volume IV)

Access the complete publication at:

<https://doi.org/10.1787/9789264091559-en>

Please cite this chapter as:

OECD (2011), "Ergebnistabellen", in *PISA 2009 Results: What Makes a School Successful?: Resources, Policies and Practices (Volume IV)*, OECD Publishing, Paris.

DOI: <https://doi.org/10.1787/9789264095410-12-de>

Das vorliegende Dokument wird unter der Verantwortung des Generalsekretärs der OECD veröffentlicht. Die darin zum Ausdruck gebrachten Meinungen und Argumente spiegeln nicht zwangsläufig die offizielle Einstellung der OECD-Mitgliedstaaten wider.

This document and any map included herein are without prejudice to the status of or sovereignty over any territory, to the delimitation of international frontiers and boundaries and to the name of any territory, city or area.

You can copy, download or print OECD content for your own use, and you can include excerpts from OECD publications, databases and multimedia products in your own documents, presentations, blogs, websites and teaching materials, provided that suitable acknowledgment of OECD as source and copyright owner is given. All requests for public or commercial use and translation rights should be submitted to rights@oecd.org. Requests for permission to photocopy portions of this material for public or commercial use shall be addressed directly to the Copyright Clearance Center (CCC) at info@copyright.com or the Centre français d'exploitation du droit de copie (CFC) at contact@cfcopies.com.