

Annex

1

CHARACTERISTICS OF EDUCATION SYSTEMS

All tables in Annex 1 are available on line at:

StatLink  <http://dx.doi.org/10.1787/888933399345>

Note regarding data from Israel

The statistical data for Israel are supplied by and are under the responsibility of the relevant Israeli authorities. The use of such data by the OECD is without prejudice to the status of the Golan Heights, East Jerusalem and Israeli settlements in the West Bank under the terms of international law.

Table X1.1a. [1/2] **Typical graduation ages, by level of education (2014)**

The typical age refers to the age of the students at the beginning of the school year; students will generally be one year older than the age indicated when they graduate at the end of the school year. The typical age is used for the gross graduation rate calculation.

		Upper secondary level		Post-secondary non-tertiary level		Tertiary level	
		General programmes	Vocational programmes	General programmes	Vocational programmes	Short-cycle tertiary (ISCED 5)	
						General programmes	Vocational programmes
OECD	Australia	17-18	18-30	a	18-37	19-24	18-30
	Austria	17-18	16-18	a	19-32	a	18-19
	Belgium	18-18	18-19	a	20-21	a	21-24
	Canada	17-18	18-30	m	m	a	20-24
	Chile	17-17	17-17	a	a	a	21-26
	Czech Republic	19-20	19-20	20-22	19-20	a	21-23
	Denmark	18-19	19-24	a	24-37	a	21-23
	Estonia	18-18	18-19	a	19-25	a	a
	Finland	19-19	19-23	a	32-46	a	a
	France	17-18	16-19	m	m	m	m
	Germany	18-20	19-20	22-22	22-22	a	22-23
	Greece	m	m	a	20-22	a	a
	Hungary	17-19	17-19	a	19-20	a	19-21
	Iceland	m	m	m	m	m	m
	Ireland	18-19	18-24	a	20-25	20-35	20-35
	Israel	17-17	17-17	m	a	m	m
	Italy	18-19	18-19	a	20-20	a	21-22
	Japan	17-17	17-17	18-18	18-18	19-19	19-19
	Korea	18-18	18-18	m	m	a	20-22
	Latvia	18-18	20-20	a	20-23	a	21-25
	Luxembourg	17-19	17-20	a	20-25	a	21-23
	Mexico	17-18	17-18	a	a	a	20-24
	Netherlands	16-18	18-21	a	24-36	a	21-27
	New Zealand	17-18	16-29	17-26	17-26	18-24	18-24
	Norway	18-18	18-22	a	19-29	21-32	20-25
	Poland	19-19	19-20	a	21-25	a	22-23
	Portugal	17-17	17-19	a	19-21	a	a
	Slovak Republic	18-19	18-19	a	19-21	a	20-22
	Slovenia	18-18	17-19	a	a	a	21-28
	Spain	17-17	17-21	a	m	a	19-22
	Sweden	18-19	18-19	a	19-30	21-27	22-28
	Switzerland	19-20	19-20	21-23	a	a	21-24
	Turkey	17-17	17-17	a	a	a	20-22
	United Kingdom	16-17	16-19	a	a	a	19-29
	United States	17-17	17-17	19-22	19-22	20-21	20-21
Partners	Argentina	17-17	17-17	m	m	20-24	24-24
	Brazil	16-17	16-18	a	18-26	a	20-28
	China	17-17	17-17	19-19	19-19	20-20	20-20
	Colombia	16-18	17-18	18-21	m	18-18	18-18
	Costa Rica	m	m	m	m	m	m
	India	17-17	17-17	18-18	18-18	20-20	22-22
	Indonesia	17-22	17-22	m	m	m	m
	Lithuania	18-18	19-19	a	19-22	a	a
	Russian Federation	17-17	17-18	a	18-19	a	19-21
	Saudi Arabia	m	m	m	m	20-20	20-20
	South Africa	15-15	15-15	18-18	18-18	20-20	20-20

Sources: OECD. Argentina, China, Colombia, Costa Rica, India, Indonesia, Saudi Arabia and South Africa: UNESCO Institute for Statistics. Lithuania: Eurostat. See Annex 3 for notes (www.oecd.org/education/education-at-a-glance-19991487.htm).

Please refer to the Reader's Guide for information concerning symbols for missing data and abbreviations.


StatLink  <http://dx.doi.org/10.1787/888933399359>

Table X1.1a. [2/2] **Typical graduation ages, by level of education (2014)**

The typical age refers to the age of the students at the beginning of the school year; students will generally be one year older than the age indicated when they graduate at the end of the school year. The typical age is used for the gross graduation rate calculation.

	Tertiary level						
	Bachelor's or equivalent (ISCED 6)			Master's or equivalent (ISCED 7)			Doctoral or equivalent (ISCED 8)
	First degree (3-4 years)	Long first degree (more than 4 years)	Second or further degree, (following a bachelor's or equivalent programme)	Long first degree (at least 5 years)	Second or further degree, (following a bachelor's or equivalent programme)	Second or further degree, (following a master's or equivalent programme)	
	(7)	(8)	(9)	(10)	(11)	(12)	
OECD	Australia	20-23	22-25	22-32	a	22-30	26-35
	Austria	21-24	a	a	24-28	23-28	27-32
	Belgium	21-22	a	22-24	m	22-24	27-30
	Canada	22-24	23-25	23-28	24-27	24-29	29-34
	Chile	23-27	23-28	23-26	25-26	26-36	30-37
	Czech Republic	22-24	a	24-26	25-26	24-26	29-33
	Denmark	22-25	a	37-49	a	25-28	28-32
	Estonia	21-23	a	a	23-24	23-26	28-33
	Finland	23-26	a	a	25-27	25-29	30-37
	France	m	m	m	m	m	26-30
	Germany	22-26	a	24-30	24-27	24-27	28-32
	Greece	22-26	24-26	m	a	25-31	33-40
	Hungary	21-24	a	25-39	23-27	23-25	27-32
	Iceland	m	m	m	m	m	m
	Ireland	21-23	m	23-28	22-28	m	27-32
	Israel	24-28	m	25-33	m	27-34	31-37
	Italy	22-24	22-24	m	24-27	24-27	28-31
	Japan	21-21	m	m	23-23	m	26-26
	Korea	22-25	m	a	a	25-31	29-38
	Latvia	22-24	23-25	24-33	25-37	24-27	28-36
	Luxembourg	22-24	a	a	a	24-26	27-29
	Mexico	20-24	m	a	a	23-26	24-28
	Netherlands	21-23	a	a	a	23-26	28-31
	New Zealand	20-23	22-24	21-27	a	23-30	27-35
	Norway	20-25	a	25-34	24-26	23-29	28-35
	Poland	22-23	a	25-34	24-25	24-25	29-32
	Portugal	21-23	a	23-29	23-24	23-27	27-35
	Slovak Republic	22-23	22-23	a	25-26	23-25	26-30
	Slovenia	21-23	22-24	a	24-25	23-27	27-32
	Spain	21-23	a	a	22-24	22-26	28-34
	Sweden	22-26	a	a	24-27	24-29	28-34
	Switzerland	23-26	24-26	28-37	27-32	25-28	29-32
	Turkey	22-24	a	a	23-25	25-31	30-35
	United Kingdom	20-22	22-25	a	m	23-28	25-32
	United States	21-23	21-23	21-23	24-31	24-31	26-32
Partners	Argentina	21-24	23-24	m	20-24	m	25-29
	Brazil	21-27	a	m	a	25-31	29-37
	China	22-22	23-23	m	25-25	m	28-28
	Colombia	22-22	22-22	m	25-25	m	30-30
	Costa Rica	m	m	m	m	m	m
	India	21-21	21-21	m	22-22	m	27-27
	Indonesia	22-26	m	m	24-27	m	25-28
	Lithuania	21-22	a	22-26	m	24-25	27-31
	Russian Federation	21-21	a	a	22-23	22-23	25-27
	Saudi Arabia	21-21	21-21	m	24-24	m	27-27
	South Africa	21-21	22-22	m	23-23	m	25-25

Sources: OECD. Argentina, China, Colombia, Costa Rica, India, Indonesia, Saudi Arabia and South Africa: UNESCO Institute for Statistics. Lithuania: Eurostat. See Annex 3 for notes (www.oecd.org/education/education-at-a-glance-19991487.htm).

Please refer to the Reader's Guide for information concerning symbols for missing data and abbreviations.


StatLink  <http://dx.doi.org/10.1787/888933399359>


Table X1.1b. **Typical age of entry by level of education (2014)**

The typical age refers to the age of the students at the beginning of the school year; students will generally be one year older than the age indicated when they graduate at the end of the school year. The typical age is used for the gross graduation rate calculation.

	Upper secondary (ISCED 3)	Post-secondary non-tertiary (ISCED 4)	Short-cycle tertiary (ISCED 5)	Bachelor's or equivalent (ISCED 6)	Master's or equivalent (ISCED 7)	Doctoral or equivalent (ISCED 8)
	(1)	(2)	(3)	(4)	(5)	(6)
OECD	Australia	m	m	18-20	21-26	22-30
	Austria	14-15	17-22	17-18	19-21	24-28
	Belgium	14-16	18-22	18-19	18-19	23-26
	Canada	m	m	m	m	m
	Chile	14-14	a	18-21	18-19	24-34
	Czech Republic	15-16	20-29	19-21	19-20	22-24
	Denmark	16-17	a	19-27	20-22	23-25
	Estonia	16-19	19-24	a	19-22	22-26
	Finland	16-16	31-43	a	19-20	22-29
	France	15-15	m	m	m	23-26
	Germany	15-18	19-21	21-25	19-21	19-24
	Greece	15-15	18-18	a	18-18	22-22
	Hungary	15-15	19-20	19-20	19-20	19-24
	Iceland	16-16	20-20	20-20	20-20	23-23
	Ireland	m	18-20	18-19	20-21	20-23
	Israel	15-15	20-25	18-23	21-25	24-31
	Italy	14-14	17-18	20-21	20-20	20-20
	Japan	15-15	18-18	18-18	18-18	22-22
	Korea	15-15	m	18-18	18-18	22-27
	Latvia	15-16	19-21	19-22	19-20	21-23
	Luxembourg	15-19	m	20-22	20-21	24-29
	Mexico	15-15	a	18-19	18-19	24-28
	Netherlands	16-19	22-36	19-26	18-20	22-24
	New Zealand	15-16	17-24	17-25	18-20	21-28
	Norway	16-16	19-28	19-23	19-20	19-24
	Poland	16-16	19-23	19-20	19-20	22-24
	Portugal	15-15	18-20	a	18-20	18-23
	Slovak Republic	15-18	18-20	19-20	19-21	22-23
	Slovenia	15-15	a	19-25	19-20	22-24
	Spain	15-15	m	18-20	18-18	18-23
	Sweden	16-16	19-25	19-25	19-21	19-24
	Switzerland	15-17	18-24	18-23	19-22	22-25
	Turkey	14-14	a	18-19	18-19	23-25
	United Kingdom	16-18	a	18-27	18-21	21-30
	United States	15-15	18-25	18-22	18-19	m
Partners	Argentina	15-18	18-18	18-20	18-18	23-25
	Brazil	m	m	m	m	m
	China	15-15	18-18	18-18	18-18	23-23
	Colombia	m	m	m	m	m
	Costa Rica	m	a	m	m	m
	India	14-14	16-16	m	18-18	21-22
	Indonesia	15-18	a	18-20	18-18	23-25
	Lithuania	17-17	19-22	a	19-19	23-25
	Russian Federation	15-16	17-18	17-18	17-18	21-22
	Saudi Arabia	15-18	18-18	18-20	18-18	23-25
	South Africa	15-18	18-18	18-20	18-18	23-25

Sources: OECD. Argentina, China, Colombia, Costa Rica, India, Indonesia, Saudi Arabia and South Africa: UNESCO Institute for Statistics. Lithuania: Eurostat. See Annex 3 for notes (www.oecd.org/education/education-at-a-glance-19991487.htm).

Please refer to the Reader's Guide for information concerning symbols for missing data and abbreviations.

StatLink  <http://dx.doi.org/10.1787/888933399365>

Annex 1



Table X1.2b. **School year and financial year used for the calculation of indicators, partner countries**

Partners	Month	Financial year												School year																																			
		2012												2013												2014												2015											
		1	2	3	4	5	6	7	8	9	10	11	12	1	2	3	4	5	6	7	8	9	10	11	12	1	2	3	4	5	6																		
		1	2	3	4	5	6	7	8	9	10	11	12	1	2	3	4	5	6	7	8	9	10	11	12	1	2	3	4	5	6																		
Argentina																																																	
Brazil																																																	
China																																																	
Colombia																																																	
Costa Rica																																																	
India																																																	
Indonesia																																																	
Lithuania																																																	
Russian Federation																																																	
Saudi Arabia																																																	
South Africa																																																	
	Month	1	2	3	4	5	6	7	8	9	10	11	12	1	2	3	4	5	6	7	8	9	10	11	12	1	2	3	4	5	6																		
		2012												2013												2014												2015											
		2012												2013												2014												2015											
		2012												2013												2014												2015											
		2012												2013												2014												2015											
		2012												2013												2014												2015											
		2012												2013												2014												2015											
		2012												2013												2014												2015											
		2012												2013												2014												2015											
		2012												2013												2014												2015											
		2012												2013												2014												2015											
		2012												2013												2014												2015											
		2012												2013												2014												2015											
		2012												2013												2014												2015											
		2012												2013												2014												2015											
		2012												2013												2014												2015											
		2012												2013												2014												2015											
		2012												2013												2014												2015											
		2012												2013												2014												2015											
		2012												2013												2014												2015											
		2012												2013												2014												2015											
		2012												2013												2014												2015											
		2012												2013												2014												2015											
		2012												2013												2014												2015											
		2012												2013												2014												2015											
		2012												2013												2014												2015											
		2012												2013												2014												2015											
		2012												2013												2014												2015											
		2012												2013												2014												2015											
		2012												2013												2014												2015											
		2012												2013												2014												2015											
		2012												2013												2014												2015											
		2012												2013												2014												2015											
		2012												2013												2014												2015											
		2012												2013												2014												2015											
		2012												2013												2014												2015											
		2012												2013												2014												2015											
		2012												2013												2014												2015											
		2012												2013												2014												2015											
		2012												2013												2014												2015											
		2012												2013												2014												2015											
		2012												2013												2014												2015											
		2012												2013												2014												2015											
		2012												2013												2014												2015											
		2012												2013												2014												2015											
		2012												2013												2014												2015											
		2012												2013												2014												2015											
		2012												2013												2014												2015											
		2012												2013												2014												2015											
		2012												2013												2014												2015											
		2012												2013												2014												2015											
		2012												2013												2014												2015											
		2012												2013												2014												2015											
		2012												2013												2014												2015											
		2012												2013												2014												2015											
		2012												2013												2014												2015											
		2012												2013												2014												2015											
		2012												2013												2014												2015											
		2012												2013												2014												2015											
		2012												2013												2014												2015											
		2012												2013												2014												2015											
		2012												2013												2014												2015											
		2012												2013												2014												2015											
		2012												2013												2014												2015											
		2012												2013												2014												2015											
		2012												2013												2014												2015											
		2012												2013												2014												2015											
		2012												2013												2014												2015											
		2012												2013												2014												2015											
		2012												2013												2014												2015											
		2012												2013												2014												2015											

Table X1.3. **Starting and ending age for students in compulsory education (2014)**


	Compulsory education	
	Starting age	Ending age
	(1)	(2)
OECD		
Australia	6	17
Austria	6	15
Belgium	6	18
Canada ¹	6	16-18
Chile	6	18
Czech Republic	6	15
Denmark	6	16
Estonia	7	16
Finland	7	16
France	6	16
Germany	6	18
Greece	5	14-15
Hungary	5	16
Iceland	6	16
Ireland	6	16
Israel	5	17
Italy	6	16
Japan	6	15
Korea	6	14
Latvia	5	16
Luxembourg	4	16
Mexico	4	15
Netherlands	5	18
New Zealand	5	16
Norway	6	16
Poland	5	16
Portugal	6	18
Slovak Republic	6	16
Slovenia	6	14
Spain	6	16
Sweden	7	16
Switzerland	5	15
Turkey	5-6	17
United Kingdom	4-5	16
United States	4-6	17
OECD average	6	16
EU22 average	6	16
Partners		
Argentina ¹	5	17
Brazil	4	17
China	m	m
Colombia	5	15
Costa Rica	m	m
India	m	m
Indonesia	7	15
Lithuania	m	m
Russian Federation	7	17
Saudi Arabia	6	11
South Africa ¹	7	15
G20 average	~	~

Note: Ending age of compulsory education is the age at which compulsory schooling ends. For example, an ending age of 18 indicates that all students under 18 are legally obliged to participate in education.

1. Year of reference 2013.

Sources: OECD. Argentina, China, Colombia, India, Indonesia, Saudi Arabia, South Africa: UNESCO Institute for Statistics. Lithuania: Eurostat. See Annex 3 for notes (www.oecd.org/education/education-at-a-glance-19991487.htm).

Please refer to the Reader's Guide for information concerning symbols for missing data and abbreviations.

StatLink  <http://dx.doi.org/10.1787/888933399396>



From:

Education at a Glance 2016

OECD Indicators

Access the complete publication at:

<https://doi.org/10.1787/eag-2016-en>

Please cite this chapter as:

OECD (2016), “Characteristics of Education Systems”, in *Education at a Glance 2016: OECD Indicators*, OECD Publishing, Paris.

DOI: <https://doi.org/10.1787/eag-2016-35-en>

This work is published under the responsibility of the Secretary-General of the OECD. The opinions expressed and arguments employed herein do not necessarily reflect the official views of OECD member countries.

This document and any map included herein are without prejudice to the status of or sovereignty over any territory, to the delimitation of international frontiers and boundaries and to the name of any territory, city or area.

You can copy, download or print OECD content for your own use, and you can include excerpts from OECD publications, databases and multimedia products in your own documents, presentations, blogs, websites and teaching materials, provided that suitable acknowledgment of OECD as source and copyright owner is given. All requests for public or commercial use and translation rights should be submitted to rights@oecd.org. Requests for permission to photocopy portions of this material for public or commercial use shall be addressed directly to the Copyright Clearance Center (CCC) at info@copyright.com or the Centre français d'exploitation du droit de copie (CFC) at contact@cfcopies.com.