

The Netherlands

In 2010, the Netherlands was the sixth largest donor, supplying 4.9% of DAC members' total ODA (all of which is provided in the form of grants). The Netherlands' net ODA was USD 6.35 billion, an increase of 2.2% in real terms over 2009. Dutch ODA as a proportion of GNI contracted slightly from 0.82% in 2009 to 0.81% in 2010.

Annex A: Efforts and policies of bilateral donors

The Netherlands' bilateral ODA

The Netherlands' bilateral ODA is increasingly focused on a small number of countries and sectors, most of which are in sub-Saharan Africa. The programmes managed by its embassies are highly decentralised and well respected for their flexibility and responsiveness to partner countries' needs

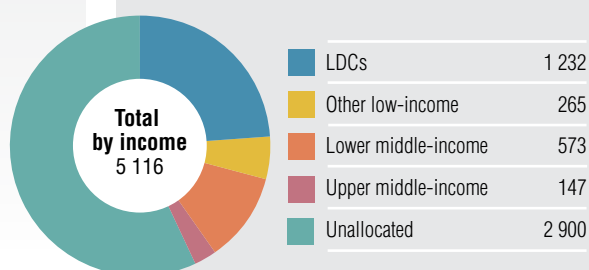
Gross bilateral ODA, 2008-09 average, unless otherwise shown

Net ODA	2008	2009	2010 ^P	Change 2009/10
Current (USD m)	6 993	6 426	6 351	-1.2%
Constant (2009 USD m)	6 740	6 426	6 570	2.2%
In Euro (million)	4 848	4 615	4 795	3.9%
ODA/GNI	0.80%	0.82%	0.81%	
Bilateral share	74%	75%	75%	

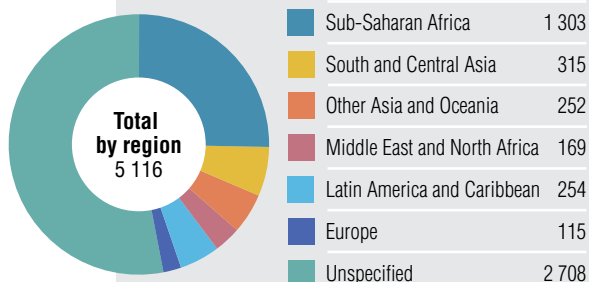
P = Preliminary data

StatLink <http://dx.doi.org/10.1787/888932512480>

ODA by income group (USD million)



ODA by region (USD million)



Top ten recipients of gross ODA (USD million)

1	Indonesia	165
2	Afghanistan	130
3	Sudan	127
4	Ghana	109
5	Mozambique	103
6	Ethiopia	100
7	Suriname	92
8	Tanzania	89
9	Mali	78
10	Bangladesh	78

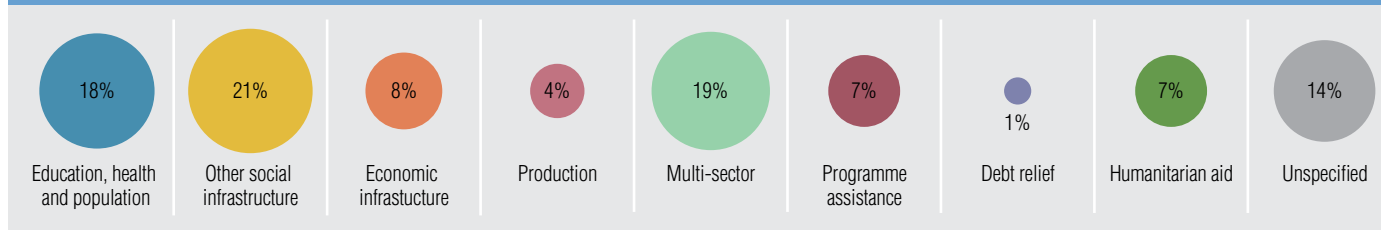
Memo: Share of gross bilateral ODA

Top 5 recipients	12%
Top 10 recipients	21%
Top 20 recipients	32%

TOP RECIPIENT OF GROSS ODA

INDONESIA
USD 165 million

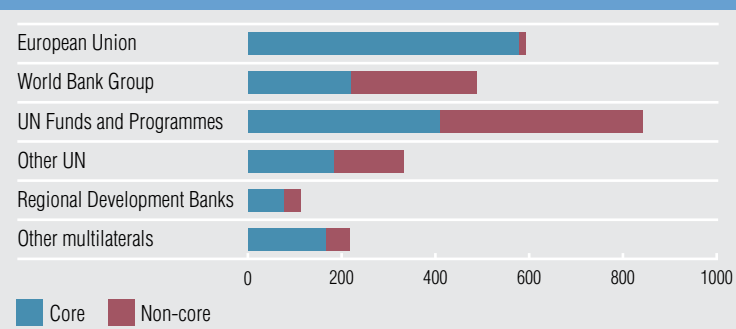
ODA by sector



The Netherlands' core and non-core multilateral aid

The Netherlands provided in 2009 USD 1.6 billion in multilateral ODA ("core"), corresponding to 25% of its gross ODA. In the same year, the Netherlands channelled an additional USD 957 million through multilateral organisations in the form of non-core contributions, for a total of USD 2.6 billion channelled to and through the multilateral system. EU institutions and UN Funds and Programmes were the largest recipients of the Netherlands' multilateral ODA.

Figure A.66. Core and non-core multilateral aid of the Netherlands, 2009 (2009 USD million)




StatLink <http://dx.doi.org/10.1787/888932513601>

The Netherlands' untied aid

The Netherlands has made progress in eliminating tied aid from its development co-operation and it is living up to its commitments under the 2001 DAC Recommendation and the Accra Agenda for Action.

Figure A.67. Tying status of the Netherlands' bilateral aid, avg. 2008-09



StatLink <http://dx.doi.org/10.1787/888932513620>

The Netherlands' humanitarian assistance

Overall, the Netherlands spent USD 526.0 million on humanitarian assistance in 2009, of which 66% were channelled through multilaterals, 16% through NGOs, 14% through the European Union and the remaining 4% were provided through other channels. The Netherlands is a significant and strategically important humanitarian donor, playing a key role in strengthening the global humanitarian system. To support this approach, Dutch humanitarian assistance focuses heavily on funding multilateral agencies and UN-led pooled funding mechanisms. Partners agree that Dutch advocacy work on system-strengthening has been useful, remains relevant and should continue.

Table A.18. The Netherlands' humanitarian assistance, 2009

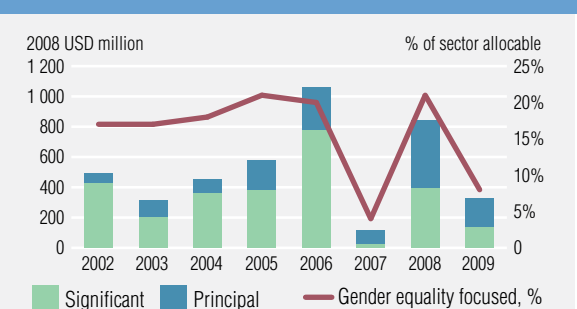
2009 TOTAL USD 526.0 million
7.9% OF TOTAL ODA
TOP RECIPIENTS 1. Afghanistan 2. Sudan 3. Democratic Republic of the Congo

Source: Development Initiatives data and analyses based on OECD and agency data, 2009. For some donors, information on spending channels is also available, although this dates from 2008.

The Netherlands' aid in support of gender equality and women's empowerment

The share of sector-allocable Dutch ODA committed for activities focused on gender equality increased steadily from 2003 to 2006, but has fluctuated since. All activities have been screened against the gender marker: the gender coverage ratio in the following figure is thus 100%.

Figure A.68. The Netherlands' ODA commitments in support of gender equality and women's empowerment, 2002-09

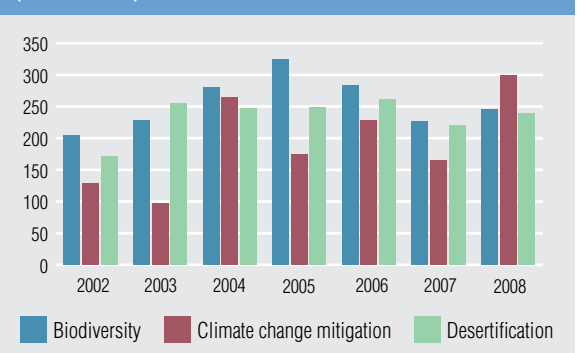


StatLink <http://dx.doi.org/10.1787/888932514418>

The Netherlands' aid to the environment and climate change mitigation

The Netherlands' support for the environment and climate change mitigation is reflected by consistently high levels of aid commitments for these issues over the past five years.

Figure A.69. The Netherlands' ODA commitments targeted at the objectives of the Rio Conventions, 2002-08 (USD million)



Important notes on data: From 1998 onwards the DAC has monitored aid targeting the objectives of the Rio Conventions through the CRS using the "Rio markers". Data for years 1998-2006 were obtained on a trial basis; reporting became mandatory starting with 2007 flows.

StatLink <http://dx.doi.org/10.1787/888932513639>



From:
Development Co-operation Report 2011
50th Anniversary Edition

Access the complete publication at:
<https://doi.org/10.1787/dcr-2011-en>

Please cite this chapter as:

OECD (2011), "The Netherlands", in *Development Co-operation Report 2011: 50th Anniversary Edition*, OECD Publishing, Paris.

DOI: <https://doi.org/10.1787/dcr-2011-33-en>

This work is published under the responsibility of the Secretary-General of the OECD. The opinions expressed and arguments employed herein do not necessarily reflect the official views of OECD member countries.

This document and any map included herein are without prejudice to the status of or sovereignty over any territory, to the delimitation of international frontiers and boundaries and to the name of any territory, city or area.

You can copy, download or print OECD content for your own use, and you can include excerpts from OECD publications, databases and multimedia products in your own documents, presentations, blogs, websites and teaching materials, provided that suitable acknowledgment of OECD as source and copyright owner is given. All requests for public or commercial use and translation rights should be submitted to rights@oecd.org. Requests for permission to photocopy portions of this material for public or commercial use shall be addressed directly to the Copyright Clearance Center (CCC) at info@copyright.com or the Centre français d'exploitation du droit de copie (CFC) at contact@cfcopies.com.