



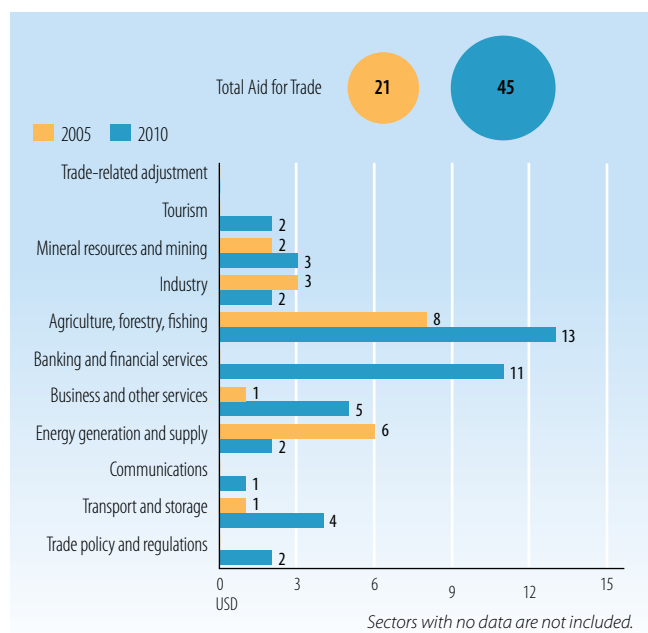
Aid, Trade and Development Indicators for Dominican Republic

INVESTMENT AND FINANCING (INPUTS)

Indicator (million current USD)	2005	2008	2010	Δ:05-10
Gross fixed capital formation	5 565.1	8 324.8	8 427.4	51%
of which: public	n.a.	n.a.	n.a.	n.a.
of which: private	n.a.	n.a.	n.a.	n.a.
External financing inflows				
FDI inflows	1 122.7	2 870.0	1 625.8	45%
Long-term external debt and IMF disbursements	894.3	1 420.2	2 591.2	190%
Trade-related non-concessional flows disbursed	2.7	1.9	158.8	5747%
AfT flows disbursed	20.8	84.5	45.2	118%
Remittances and compensation of employees	2 719.2	3 667.0	3 368.6	24%

Sources: OECD, DAC-CRS Aid Activities Database; World Bank, World Development Indicators; World Bank, International Debt Statistics

AFT DISBURSEMENTS BY SECTOR (million current USD)



Source: OECD, DAC-CRS Aid Activities Database

AFT DISBURSEMENTS: TOP DONORS (million current USD)

2005	value	%	2010	value	%
EU Institutions	4.4	21	Spain	16.1	36
Germany	4.2	20	United States	11.5	25
Japan	4.2	20	EU Institutions	7.5	16
Spain	3.7	18	Japan	3.7	8
Denmark	2.3	11	IACB	2.9	6

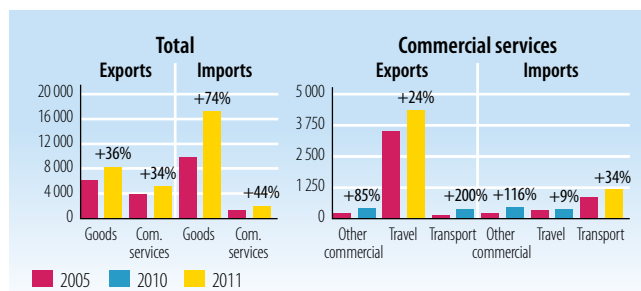
Source: OECD, DAC-CRS Aid Activities Database

TRADE PERFORMANCE (OUTPUTS)

Indicator	2005	2008	2011	Δ:05-11
Trade to GDP ratio (%)	63	64	59	-4
Commercial services exports as % of total exports	39	42	38	0
Commercial services imports as % of total imports	13	11	11	-2
Non-fuel intermediates (% of merchandise exports)	30	38	47	16
Non-fuel intermediates (% of merchandise imports)	51	54	44	-7

Source: WTO Secretariat

TRADE FLOWS (million current USD)



Source: WTO Secretariat

TOP 5 MARKETS FOR MERCHANDISE EXPORTS (%)

2005	%	2010	%
United States	70	United States	57
EU (27)	6	Haiti	16
Haiti	3	EU (27)	11
Korea, Dem. Rep. of	1	China	2
Canada	1	Jamaica	1

Source: WTO Secretariat

TOP 5 EXPORT PRODUCTS (% of merchandise exports)

2005	%	2011	%
Mens, boy's clothing, not knitted	18	Medical instruments n.e.s.	11
Medical instruments n.e.s.	8	Tobacco, manufactured	6
Gold, silverware, jewelry n.e.s.	8	Pig iron, spiegeleisen, etc.	5
Pig iron, spiegeleisen, etc.	6	Cotton fabrics, woven	5
Other textile apparel, n.e.s.	6	Electrical, switching and relay circuits	4

Source: WTO Secretariat

TOP 5 MARKETS FOR MERCHANDISE IMPORTS (%)

2005	%	2010	%
United States	55	United States	39
EU (27)	11	China	11
China	5	EU (27)	9
Japan	5	Venezuela, Bolivarian Rep. of	7
Brazil	4	Mexico	6

Source: WTO Secretariat

TOP 5 IMPORT PRODUCTS (% of merchandise imports)

2005	%	2011	%
Passenger motor vehicles ex. bus	9	Petroleum products	14
Cotton fabrics, woven	5	Petroleum oils, crude	5
Goods, special transport vehicles	3	Liquefied propane, butane	3
Other textile apparel, n.e.s.	3	Articles, n.e.s., of plastics	3
Articles, n.e.s., of plastics	2	Textile yarn	2

Source: WTO Secretariat



AIDFORTRADE AT A GLANCE 2013

TRADE INDICATORS (OUTCOMES)

Indicator	2005	2011
GDP growth (%)	9.3	4.5
Number of exporters	2 588	3 009
Product export concentration (0 to 1)	0.04	0.03
Goods RTAs notified to the WTO	n.a.	3
Services EIAs notified to the WTO	n.a.	3
Services sectors with GATS commitments	60	60
Tariffs (%)		
Imports: simple avg. MFN applied	8.5	n.a.
Imports: weighted avg. MFN applied	n.a.	n.a.
Exports: weighted avg. faced	9.0	n.a.
Exports: duty free (value in %)	54.1	n.a.

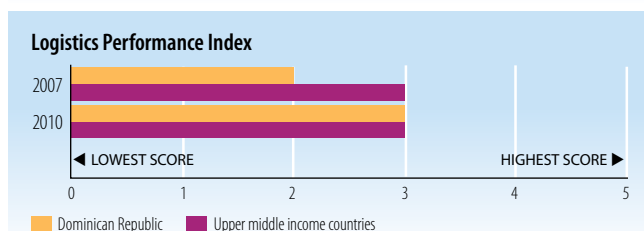
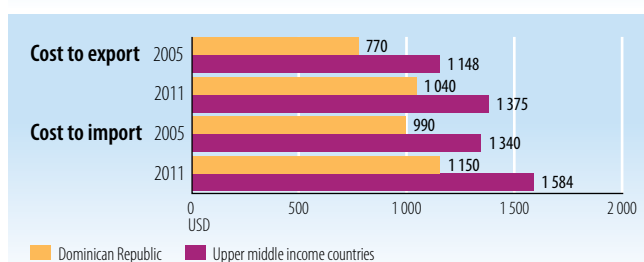
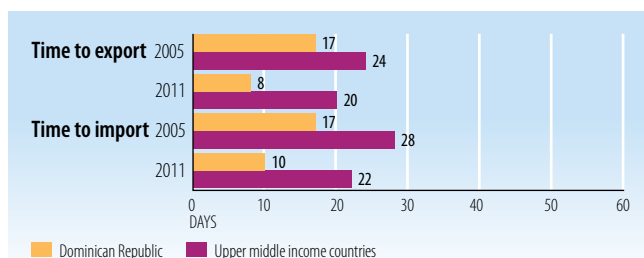
Sources: UN Comtrade; World Bank, Exporter Dynamics Database; World Bank, World Development Indicators; WTO, Trade and Tariff Profiles

EXPORT SHARES BY REGION (%)

	2005	2011
Africa	0.0	1.6
Asia	2.9	8.6
Commonwealth of Independent States	0.0	0.1
Europe	6.7	8.3
Middle East	0.0	0.1
North America	71.0	55.8
South and Central America	4.7	25.4

Source: WTO, Trade and Tariff Profiles

TRADE FACILITATION INDICATORS



Source: World Bank, World Development Indicators

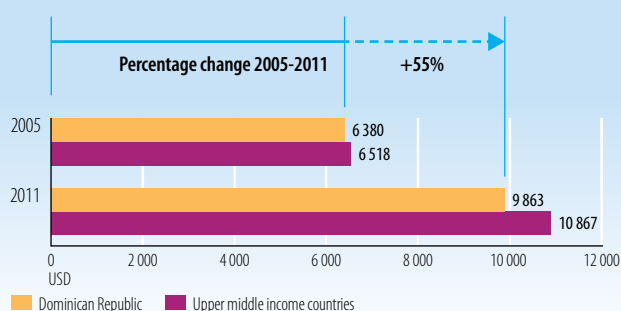
DEVELOPMENT INDICATORS (IMPACTS)

Indicator	2005	2010
Unemployment (% of total labour force)	18.0	14.3
Labour force, female (% of total labour force)	37.9	39.4
Net ODA received (% of GNI)	0.3	0.4
Import duties collected (% of tax revenue)	9.7	n.a.
Total debt service (% of total exports)	9.6	11.0
Human Development Index (0 to 1)	0.66	0.69

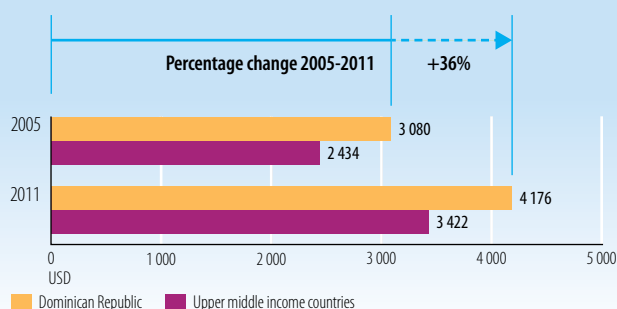
Sources: UNDP, International Human Development Indicators; World Bank, World Development Indicators

GROSS DOMESTIC PRODUCT

GDP per capita (PPP, current international \$)

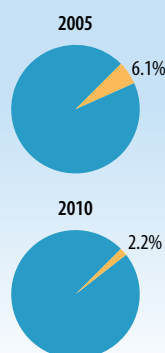


GDP per capita (constant 2000 USD)

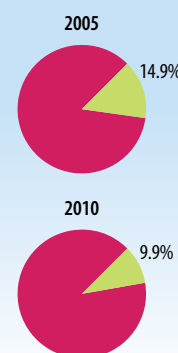


Source: World Bank, World Development Indicators

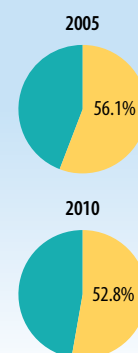
Population living below USD 1.25 a day (%), PPP



Population living below USD 2.00 a day (%), PPP



Income share held by highest 20%



Source: World Bank, World Development Indicators

StatLink <http://dx.doi.org/10.1787/888932845132>



From:
Aid for Trade at a Glance 2013
Connecting to Value Chains

Access the complete publication at:
https://doi.org/10.1787/aid_glance-2013-en

Please cite this chapter as:

OECD/World Trade Organization (2013), "Aid, Trade and Development Indicators for Dominican Republic", in *Aid for Trade at a Glance 2013: Connecting to Value Chains*, World Trade Organization, Geneva/OECD Publishing, Paris.

DOI: https://doi.org/10.1787/aid_glance-2013-35-en

This work is published under the responsibility of the Secretary-General of the OECD. The opinions expressed and arguments employed herein do not necessarily reflect the official views of OECD member countries.

This document and any map included herein are without prejudice to the status of or sovereignty over any territory, to the delimitation of international frontiers and boundaries and to the name of any territory, city or area.

You can copy, download or print OECD content for your own use, and you can include excerpts from OECD publications, databases and multimedia products in your own documents, presentations, blogs, websites and teaching materials, provided that suitable acknowledgment of OECD as source and copyright owner is given. All requests for public or commercial use and translation rights should be submitted to rights@oecd.org. Requests for permission to photocopy portions of this material for public or commercial use shall be addressed directly to the Copyright Clearance Center (CCC) at info@copyright.com or the Centre français d'exploitation du droit de copie (CFC) at contact@cfcopies.com.