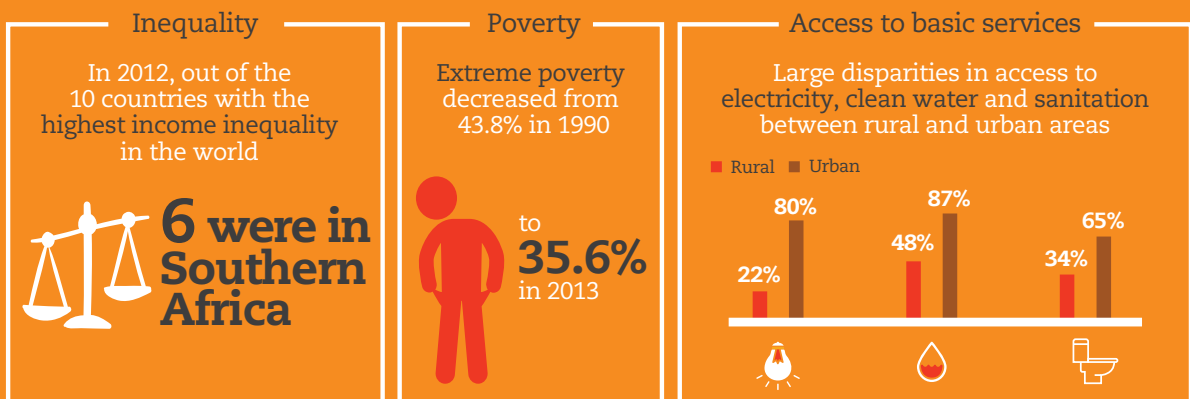
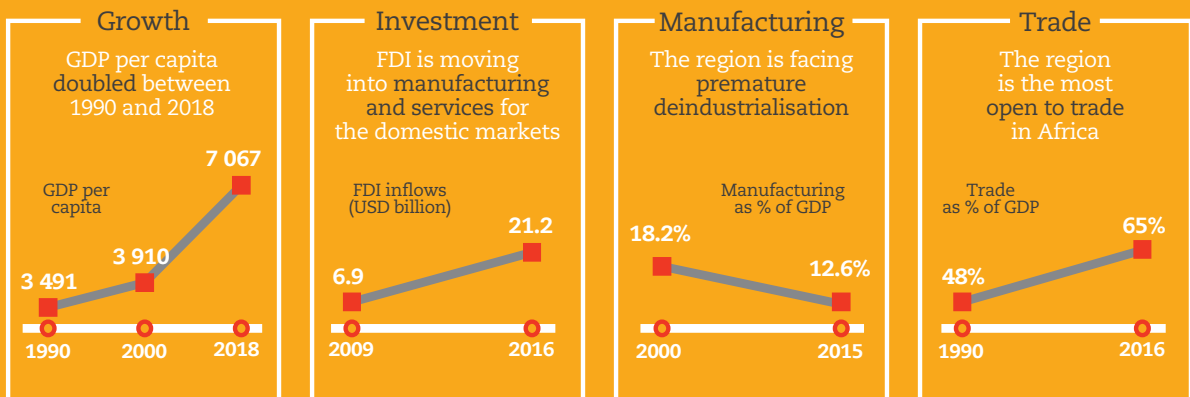



Dynamics of growth, jobs and inequalities in Southern Africa





From:

Africa's Development Dynamics 2018

Growth, Jobs and Inequalities

Access the complete publication at:

<https://doi.org/10.1787/9789264302501-en>

Please cite this chapter as:

African Union Commission/OECD (2018), "Infographic: Dynamics of growth, jobs and inequalities in Southern Africa", in *Africa's Development Dynamics 2018: Growth, Jobs and Inequalities*, OECD Publishing, Paris/African Union Commission, Addis Ababa.

DOI: <https://doi.org/10.1787/9789264302501-11-en>

This work is published under the responsibility of the Secretary-General of the OECD. The opinions expressed and arguments employed herein do not necessarily reflect the official views of OECD member countries.

This document and any map included herein are without prejudice to the status of or sovereignty over any territory, to the delimitation of international frontiers and boundaries and to the name of any territory, city or area.

You can copy, download or print OECD content for your own use, and you can include excerpts from OECD publications, databases and multimedia products in your own documents, presentations, blogs, websites and teaching materials, provided that suitable acknowledgment of OECD as source and copyright owner is given. All requests for public or commercial use and translation rights should be submitted to rights@oecd.org. Requests for permission to photocopy portions of this material for public or commercial use shall be addressed directly to the Copyright Clearance Center (CCC) at info@copyright.com or the Centre français d'exploitation du droit de copie (CFC) at contact@cfcopies.com.