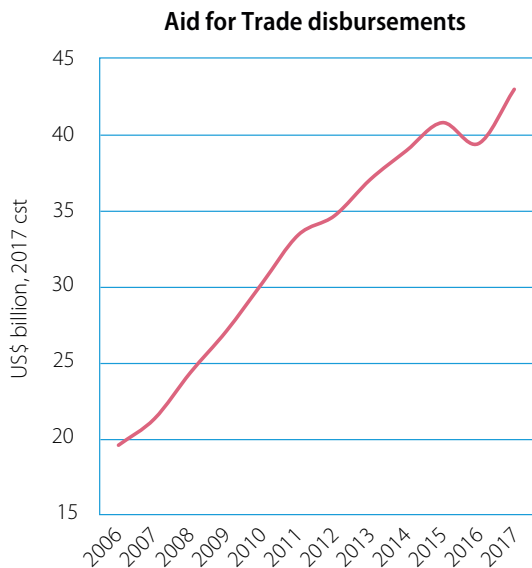


# AID FOR TRADE FACTS AND FIGURES

## FINANCING FLOWS



**US\$ 410 billion** disbursed from 2006 to 2017

**US\$ 154.9 billion** to Asia

**US\$ 146.2 billion** to Africa

**US\$ 12.2 per capita** in least-developed countries (LDCs) in 2017

**US\$ 4.7 per capita** in non-LDCs in 2017

Source: OECD Creditor Reporting System Database

## PROJECTS AND PROGRAMMES

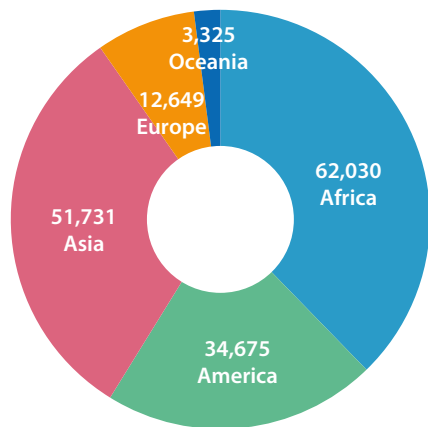
### Aid for Trade projects since 2006

A total of **178,141** Aid for Trade projects have been funded since 2006.

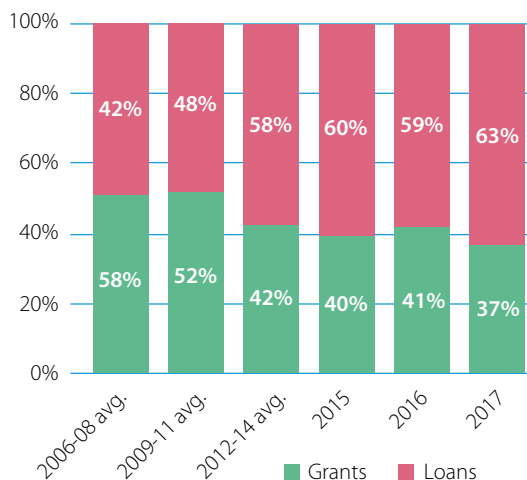
The median project size is **US\$ 98,400**.

The average project size is **US\$ 2.25 million**.

Number of projects per region



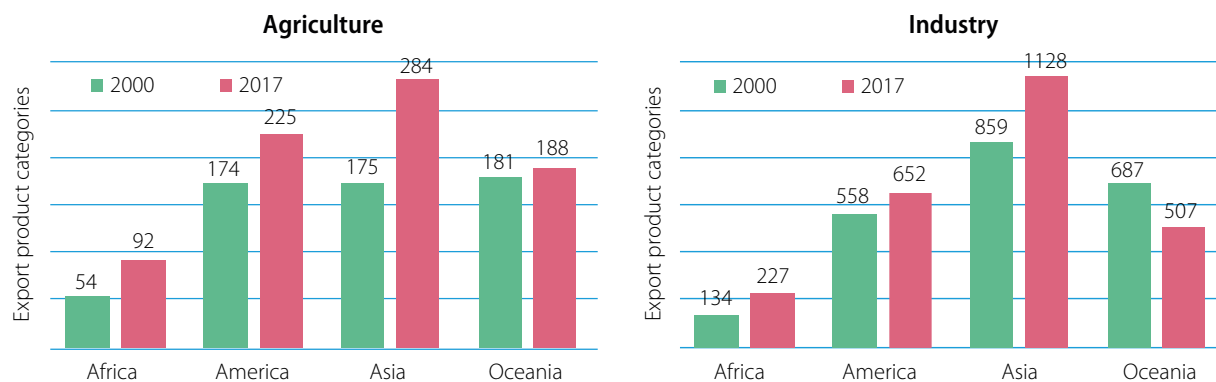
Aid for Trade disbursements, by type



Source: OECD Creditor Reporting System Database

## TRADE OUTCOMES

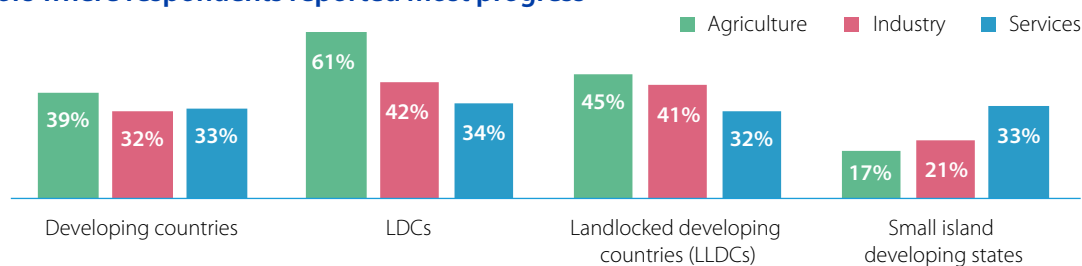
### Export diversification



Source: WTO Database

Progress in economic and export diversification is not uniform nor universal. According to the OECD-WTO Monitoring and Evaluation Exercise 2019, 53 per cent of developing countries reported **progress in economic diversification** since the launch of the Aid for Trade initiative in 2006 – 66 per cent for LDCs. Services is the sector with the second-most progress after agriculture, as reported by 33 per cent of developing countries.

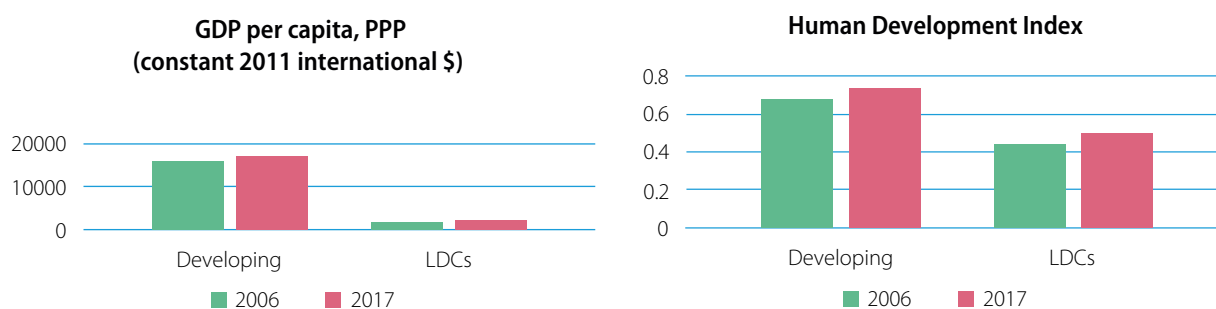
### Sectors where respondents reported most progress




Source: OECD-WTO Monitoring and Evaluation Exercise 2019

## IMPACTS

Ninety per cent of developing country respondents recognized **economic empowerment as a priority** in their national or regional development strategy – 95 per cent for LDCs and landlocked developing countries (LLDCs).



Source: World Bank – World Development Indicators, United Nations Development Programme - International Human Development Indicators



**From:**  
**Aid for Trade at a Glance 2019**  
Economic Diversification and Empowerment

**Access the complete publication at:**

<https://doi.org/10.1787/18ea27d8-en>

**Please cite this chapter as:**

OECD/World Trade Organization (2019), "Aid for trade facts and figures", in *Aid for Trade at a Glance 2019: Economic Diversification and Empowerment*, OECD Publishing, Paris.

DOI: <https://doi.org/10.1787/863c1bf3-en>

This work is published under the responsibility of the Secretary-General of the OECD. The opinions expressed and arguments employed herein do not necessarily reflect the official views of OECD member countries.

This document and any map included herein are without prejudice to the status of or sovereignty over any territory, to the delimitation of international frontiers and boundaries and to the name of any territory, city or area.

You can copy, download or print OECD content for your own use, and you can include excerpts from OECD publications, databases and multimedia products in your own documents, presentations, blogs, websites and teaching materials, provided that suitable acknowledgment of OECD as source and copyright owner is given. All requests for public or commercial use and translation rights should be submitted to [rights@oecd.org](mailto:rights@oecd.org). Requests for permission to photocopy portions of this material for public or commercial use shall be addressed directly to the Copyright Clearance Center (CCC) at [info@copyright.com](mailto:info@copyright.com) or the Centre français d'exploitation du droit de copie (CFC) at [contact@cfcopies.com](mailto:contact@cfcopies.com).