© OECD, 2003.

© Software: 1987-1996, Acrobat is a trademark of ADOBE.

All rights reserved. OECD grants you the right to use one copy of this Program for your personal use only. Unauthorised reproduction, lending, hiring, transmission or distribution of any data or software is prohibited. You must treat the Program and associated materials and any elements thereof like any other copyrighted material.

All requests should be made to:

Head of Publications Service,
OECD Publications Service,
2, rue André-Pascal,
75775 Paris Cedex 16, France.

© OCDE, 2003.

© Logiciel, 1987-1996, Acrobat, marque déposée d'ADOBE.

Tous droits du producteur et du propriétaire de ce produit sont réservés. L'OCDE autorise la reproduction d'un seul exemplaire de ce programme pour usage personnel et non commercial uniquement. Sauf autorisation, la duplication, la location, le prêt, l'utilisation de ce produit pour exécution publique sont interdits. Ce programme, les données y afférantes et d'autres éléments doivent donc être traités comme toute autre documentation sur laquelle s'exerce la protection par le droit d'auteur.

Les demandes sont à adresser au :

Chef du Service des Publications,
Service des Publications de l'OCDE,
2, rue André-Pascal,
75775 Paris Cedex 16, France.

ISBN 92-64-19986-1
LIBERALISING FISHERIES MARKETS
Scope and Effects
© OECD 2003

Chapter 6

Case Studies and Other Documentation

Abstract. *This chapter provides four case studies submitted by Member countries and a paper by the WTO Secretariat relevant to the Study. It includes studies on (i) impacts of market liberalisation on tuna resources, (ii) the economy of flags-of-convenience tuna fishing vessel, (iii) analysis of factors determining the decreasing trends of bigeye tuna resources in the Indian Ocean and (iv) Spanish experience on the use of non tariff measures. The paper submitted by the WTO Secretariat provides a history of tariff negotiations and deals with definitions of tariffs and aspects of tariff reduction formulas*

Japan
Impact of Market Liberalisation on Fishery Resources: a Case of Tuna Fishery

Introduction

Since fishery resources are renewable natural resources, it is possible to conduct sustainable commercial fisheries permanently by matching catch quantities to the reproduction of those resources. On the other hand, if catch quantities exceed the reproduction of the resource, the resource may shrink and the level of fishery resources is reduced to a level where commercial fisheries are not viable. Therefore, in order to ensure sustainable utilisation of fishery resources, it is essential to keep a proper balance between catch quantities and the reproduction of the resources.

Against this background, countries are promoting various efforts with a view to establishing sustainable fisheries. These efforts include the "Code of Conduct for Responsible Fishing" and the "International Plan of Action for the Management of Fishing Capacity", both developed by the United Nations' Food and Agriculture Organisation (FAO). However, despite these efforts, many fishery resources are still in a critical situation. The FAO reports that 70% of fisheries resources are over-exploited or fully exploited. Under these circumstances, the Communiqué of the 39th Ministerial Council Meeting of the Organisation for Economic Co-operation and Development (OECD) notes that "Effective and sustainable management of fisheries resources and the relationship between resource management and trade are important areas for international action". Furthermore, in the "Code of Conduct for Responsible Fishing", it is stated that trade in fishery products should not hamper conservation measures for aquatic resources for the purpose of ensuring profit in terms of trade and investment.

This paper attempts to examine the negative and positive impacts of market liberalisation on trade in fisheries products and the sustainable utilisation of fisheries resources by focusing on the case of tuna.

Imports of tuna and tuna-like species in Japan and market liberalisation

Tuna and tuna-like species are traded globally. Japan's imports of tuna have been increasing since the 1960s, and Japan is now the world's largest importer of tuna and tuna-like species.

The tuna traders testify that one of the major reasons for the increase in these imports is the increase in demand for that species in Japan's domestic market. Some traders insist that it is critical that tunas meet their quality requirements, and that the country of origin is not relevant. Others are of the view that, since Japanese customers have shown preference for lower-price products in recent years, traders tend to import cheaper products.

Issues considered by traders when they purchase tunas can be summarised as follows:

- The quantity of tuna imports is strongly connected with the domestic demand and domestic demand for tuna can not be met by Japanese fishing vessels alone.
- Recently there is a tendency for purchasing lower-price tunas as higher quality products are not necessarily popular.
- Commercial transaction is taking place based on economic principles. Thus, if conditions are met, there is no difference between the products from Japanese fishing vessels and those from foreign fishing vessels.

On the other hand, Japanese fisheries associations and traders are of the opinion that:

- In order to undertake international resource management of tuna, etc., the cost for such purposes should be added to fishing vessel costs.
- Importation of tuna is necessary, but there is a need to establish trade rules to exclude imports from flag-of-convenience (FOC) vessels, and fish from illegal and unregulated vessels.

Trade restrictions for tuna and tuna-like species in Japan have been greatly reduced over the past years. The import quota on fresh and frozen tuna was abolished in 1961, followed by an import tariff reduction (from 10% to 5%) for fresh and frozen tuna in 1967 and a further reduction of import tariff (from 5% to 3.5%) in 1994. However, given the major increase in imports of tuna and tuna-like species from the late 1970s to early 1990s, it is clear that there is no correlation (see graph below) between the increase in imports and tariff reductions. That is to say that the abolition of the import quota and reduction of import tariff did not lead to an increase in imports of tuna and tuna-like species. Even after the reduction of import tariff in 1994, imports of tunas did not increase substantially.

Figure 6.4. **The trend of Japanese import of tuna**

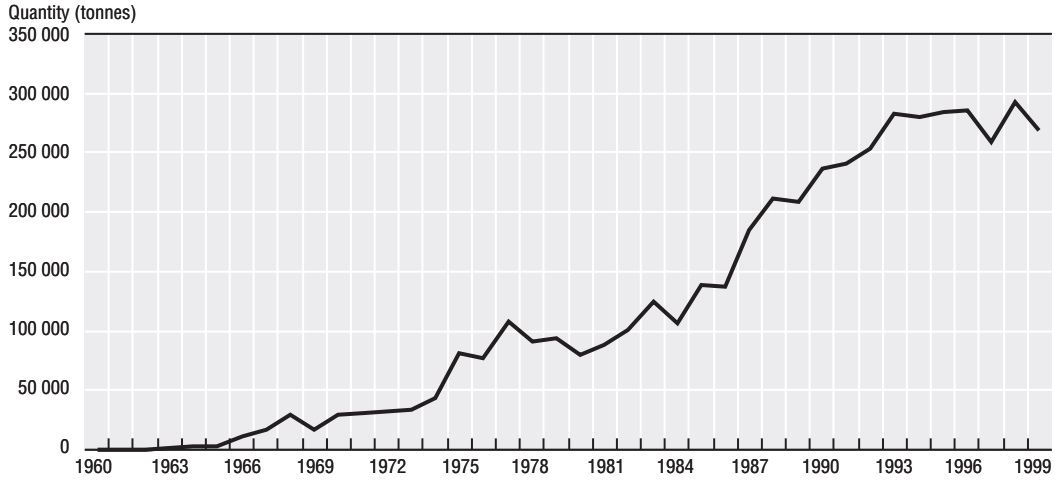

1961: Exempt from IQ item.
1967: Tariff reduction of fresh and frozen tuna (10%->5%).
1973: Oil Crisis.
1985: Plaza Accord.
1986: Start of the Bubble Economy.
1994: Tariff reduction of fresh and frozen tuna (5%->3.5%).
Source: Japan Trade Statistics, Ministry of Finance.

The increase in imports in the late 1970s was due to the first oil crisis in 1973 and subsequent sharp rises in fuel prices. The increase in imports from the late 1980s to early 1990s occurred in pace with the yen's appreciation against the dollar following the so-called "Plaza Accord" by major industrialised countries and the subsequent expansion of demand due to brisk economic activities – which has no relation to market liberalisation. This coincides with the views of tuna distributors which were stated above. In conclusion, the expansion of the domestic market and increases in domestic production costs caused imports of tuna and tuna-like species to increase.

As a consequence of the liberalisation of tuna imports, it should be noted that liberalisation indirectly caused international attention to the resources conservation issue. In other words, in the 1960s when imports of tuna and tuna-like species were liberalised, the concept of resource management or sustainable utilisation of resources was not as well recognised as it is today, and no measures to ensure resource management or sustainable utilisation were in place. Under the present circumstances where issues of sustainable utilisation of tuna and tuna-like species' resources have come into the limelight because of the increase in imports, it has been difficult to take effective steps.

Furthermore, market liberalisation in *sensu lato* is considered to involve diversification and shortening of time of transportation and globalisation of distribution. These changes are considered to have contributed to the increase of global fishing efforts by facilitating the exports of catch to Japan such as in the case where developing countries launched tuna fisheries in their adjacent waters.

For this reason, and despite that various forms of conservation and management measures have been established for tuna and tuna-like species including total allowable catch, FOC fishing vessels and Illegal, Unregulated and Unreported (IUU) fishing operations manage to evade regulations of regional fisheries management organisations because there are still strong economic incentives and gains to be made from exports of tuna.

Activities of FOC/IUU fishing vessels

Fishing vessels that engage in fisheries activities by transferring their registration to other countries to avoid fisheries management by regional fisheries management organisations, are generally called FOC fishing vessels. The depletion of fishery resources by those activities is now an international problem. Other than FOC, there are illegal fishing activities which do not comply with conservation and management measures established by regional fisheries management organisations, even though the fishing vessels belong to member states of the organisations. Furthermore, sometimes non-member fishing vessels disregard the measures, taking advantage of the fact that they have no obligation to comply with the measures established by regional fisheries management organisations. These operations are called IUU operations and are causing similar problems as those of FOC fishing vessels.

The presence of FOC/IUU fishing vessels indicates that some fishers do not recognise the need for sustainable development of fishery resources, but give top priority to immediate economic gain and thus engage in excessive harvesting. As these fishing vessels evade fisheries management, they are exempt from various restrictions and management costs which other fishing vessels must comply with, and for this reason, they are more competitive.

Table 6.1 shows the quantities and value of Japanese bluefin tuna imports on a country-by-country basis (for countries whose exports to Japan exceed 100 tons) and

Table 6.1 **Unit price of bluefin tuna (1999)**

Country	Import Quantity (Ton)	Import Value (JPY Million)	Unit Price (JPY/Kg)
Libya	214	174	815
Taiwan	1 367	1 756	1 285
Equatorial Guinea	447	720	1 611
Tunisia	451	970	2 150
Whole Import	**8 475**	**20 585**	**2 429**
Canada	424	1 135	2 678
United States	833	2 338	2 807
EU	3 627	11 460	3 160
Japan	16 354 (production quantity)	26 069 (production value)	3 188

Note: Import quantity indicates the weight in the product form. Unit price is calculated by quantity in the product form. For the calculation of Unit Price in Japan, 0.5 is applied as a conversion factor.
Source: *Japan Trade Statistics*, Ministry of Finance.

Japanese production of bluefin tuna. Of these countries, Libya, Taiwan, Equatorial Guinea and Tunisia are exporting at lower-than-average prices. Tuna in the Atlantic Ocean are managed by the International Commission for the Conservation of Atlantic Tuna (ICCAT). Taiwan is not a member of ICCAT, and ICCAT has recognised the Equatorial Guinea as an FOC country. Libya and Tunisia are members of ICCAT, but establish their own catch allocations, so are *de facto* countries engaging in non-member operations.

A tentative calculation as to what extent cost is reduced when a fishing vessel engages in FOC/IUU operations is given in the following paragraph. A comparison is done between a member of a regional fisheries management organisation who complies with the conservation and management measures, and a FOC/IUU fishing vessel, in terms of the cost incurred by a Japanese tuna longline fishing vessel.

The most effective conservation and management measures adopted by regional fisheries management organisations seems to be total allowable catch and restrictions on fishing operations and the fishing period. FOC and IUU fishing vessels, however, are not regulated by such measures and they can continue to operate on the fishing ground as long as they wish. Accordingly, the number of operations have increased and the quantity of catch seems to have increased by about 10% from the current level. Therefore, it is estimated that the total income of Japanese Tuna longline fishing increases about JPY 37 million per vessel. On the other hand, the total outcome can be estimated to be stable. Therefore, moving to FOC brings increasing economic profit.

If a fishing vessel is converted into a FOC/IUU, it would be exempted from Japanese laws relating to labour and vessels, and it would be possible to largely slash the cost of wages, food, repairs and insurance, with no tax levied on the vessel. In sum, expenditures for fisheries would be reduced by about 30%.

At present, the unit price of tuna from Japanese distant-water tuna longline fisheries is JPY 702/kg, but fishers do not cover costs (landing value – fishery expenditures). By converting a vessel into an FOC vessel, however, a net profit of JPY 20 million could be raised by selling the product at JPY 595/kg, which is 15% lower than the present price, even when landing quantities remain unchanged. Furthermore, if the increase in profits described above is added, the net profit of the FOC vessel could be as much as JPY 57 million. Further analysis of the advantage of such operations by FOC/IUU fishing vessels is necessary.

Such FOC/IUU fishing vessels are regarded as a problem by various international organisations because they undermine the effectiveness of conservation and management measures for fishery resources established by regional fisheries management organisations. Measures against such activities are now a matter of great urgency. For this reason, regional fisheries management organisations have taken the following actions.

- At the ICCAT, action plans against non-members (FOC included) are being implemented. Co-operative non-members have also been identified. Three countries, Honduras, Belize and Equatorial Guinea, were identified as FOC states and were requested to co-operate in the implementation of conservation and management measures. In the case of non co-operation, measures to ban the importation of bluefin tuna from these countries would be taken.
- At the Commission for the Conservation of Southern Bluefin Tuna (CCSBT), action plans have been implemented regarding membership and co-operation from non-members. The trade information scheme has been implemented to ascertain the actual situation of trade of southern bluefin tuna.
- At the Commission for the Conservation of Antarctic Marine Living Resources (CCAMLR), the officials of the Port States were required to carry out an instalment of VMS on fishing vessels and onboard inspection. Furthermore, the catch documentation system has been implemented to grasp the actual situation of FOC/IUU fishing operations and distribution of *Dissostichus spp*.
- At the Indian Ocean Tuna Commission (IOTC), non-members operating in tuna fisheries in the Indian Ocean were requested to become members.

The implementation of trade measures was discussed at each regional fisheries management organisation as a measure against FOC/IUU fishing vessels, and they are currently being applied to some fish species. The trade measures are introduced as effective measures based on the recognition that FOC/IUU fishing vessels harvest fish for export purposes, not for domestic supply.

Table 6.2 **Fish species for which trade measures are applied by regional fisheries management organisations**

Species	Content	Organisation	Year
Atlantic Bluefin Tuna	Statistical Document Program, Prohibition against import from identified States	ICCAT	1996
Atlantic swordfish	Statistical Document Program, Prohibition against import from identified States	ICCAT	1999
Southern Bluefin Tuna	Trade Information Scheme	CCSBT	1999
Dissostichus Spp.	Catch Document System	CCAMLR	1999

Source: Fisheries Agency, Japan.

FOC/IUU fishing vessels and market liberalisation

Full liberalisation of the fishery product market implies that the market is also open to FOC/IUU fishing vessels. In this case, as long as consumers purchase the lower price products, it is likely that, regardless of the status of the resources, FOC/IUU fishing vessels

supplying lower-price products and on a constant basis will dominate the market and will have an advantage over other fishers. This ironically means that fishers complying with fisheries management suffer losses, whereas those who do not comply make a profit.

For this reason, imposing restrictions on fishery product markets and excluding FOC/IUU fishers will contribute to reducing economic incentives for these fishers. Therefore, in order to ensure sustainable management, it seems necessary to consider imposing appropriate restrictions on the market so that clear incentives are given to those engaging in fisheries on a sustainable basis.

Furthermore, trade measures have been used as counter-measures against FOC/IUU fishing vessels at various regional fisheries management organisations. The increase in the application of trade measures over the past few years means that the implementation of trade restriction, or imposition of trade measures on the fishery product market, is one of the most effective measures to achieve sustainable use of fishery resources.

Conclusions

In order to use limited fisheries resources effectively, it is necessary to ensure sustainable supply that is closely balanced with and does not exceed the reproduction of resources by taking the demand into account. Excessive catch of fishery resources will not only deteriorate resources but also undermine the economic profit of fishers because of the shrinking or vanishing of the fisheries resource making it impossible to fish in the future. For this reason, it is necessary, for the sustainable development of fisheries, to construct a new market mechanism which reacts properly to the condition of fisheries resources and operations, enlightens and spreads the concept of sustainable fisheries to consumers, and ensures the sustainable supply of fishery products corresponding with the condition of resources and international measures for the conservation and management of fisheries resources instead of prioritising market demand.

It is likely that market liberalisation will further advance in the world in years to come. In order to cope with this trend, it is necessary to provide measures that enable examination and verification of market liberalisation from various viewpoints in relation to the issue of resources and cope with the issue that is likely to arise in the future (including unforeseeable issues).

As counter-measures against activities by FOC/IUU fishing vessels, it is important to analyse not only fisheries management but also the economic advantage enjoyed by these operations and examine economic disincentives that may be used against them.

Japan
The Economy of Flag-of-Convenience Tuna Fishing Vessels

Introduction

Japan presented a paper with the following contents at the OECD Fisheries Committee held in March 2001:

1. Flag-of-Convenience (FOC) fishing vessels harvest tunas in larger amounts and at lower costs than standard operating fishing vessels by circumventing the regulations of international organisations, and hence provide tunas to the market at lower prices than standard operating fishing vessels.
2. In this regard, disorderly activities by FOC fishing vessels pose serious threats to tuna resources as well as to the entrepreneurial management of tuna fishing vessels operating in compliance with international rules.
3. If this situation continues, standard operating (including abiding by rule)tuna fishing vessels will be forced out of operation and disorderly activities by FOC fishing vessels will be extended even further, leading to the depletion of tuna resources.
4. In order to maintain orderly fisheries operation and ensure the sustainable harvesting of tuna and tuna-like species, there is a need to take market measures *vis-à-vis* FOC fishing vessels, including trade measures.

Revenues and expenses of FOC fishing vessels

The following is further analysis regarding the content of revenues and expenses of FOC fishing vessels.

In the paper submitted at the meeting of the OECD Fisheries Committee of March 2001, it was indicated that the catch amount of FOC fishing vessels is 10% larger and their sales cost is 30% less than that of standard operating fishing vessels. When we look at the sales unit price of tuna caught by FOC tuna fishing vessels, analysis shows that most of the catch comes from FOC fishing since there is no domestic tuna fishing in countries accommodating FOC vessels. Moreover, the harvested tuna is not consumed in their domestic markets but exported to other countries.

Therefore, the unit price of tuna caught by FOC fishing vessels can be estimated from trade data of countries now designated by the ICCAT as "countries accommodating FOC fishing vessels" (St. Vincent and the Grenadines, Belize, Equatorial Guinea, Honduras, Cambodia). In 1998, tuna and tuna-like species imported to Japan from these countries totalled 25 688 tons worth JPY 16 037 million with a unit price of JPY 624 per kg.

Table 6.3. shows the calculation and comparison of the contents of fishery entrepreneurial management of FOC fishing vessels and standard operating fishing vessels in 1998 on the basis of the above information. Data on standard operating fishing vessels

Table 6.3 **Comparison of the situation of entrepreneurial management of tuna fishing vessels**

1998	Standard operating fishing vessels	FOC fishing vessels
Fisheries income ('000 JPY)	312 325	286 289
Catch amount (tons)	417	459
Sales unit price (JPY/kg)	749	624
Number of fishing days (days)	289	318
Sales cost ('000 JPY)	328 289	229 802
Net sales profit ('000 JFY)	–15 964	56 486

1. Japan tried to collect data concerning entrepreneurial management directly from the individuals considered to be owners of FOC fishing vessels. As they refused to respond to our inquiry, conjectures were made as shown above.

Source: Ministry of Agriculture, Forestry and Fisheries.

represents average data per 200-500 ton-class tuna longline fishing vessels in Japan in 1998.

Net sales profit from sales of FOC fishing vessels have been quite large because their sales costs are smaller than those of standard operating fishing vessels. However, even when their sales costs remain at the same level as the Japanese fishing vessels, they can operate profitably if the unit price is set at JPY 716/kg, which is lower than that of standard operating fishing vessels. On the other hand, it is necessary for standard operating fishing vessels to set sales unit prices at JPY 788/kg in order to generate profit. This level is higher than that of FOC fishing vessels by JPY 72/kg.

Furthermore, it should be noted that the low sales cost of FOC fishing vessels has been achieved not by their managerial effort, but by evading obligatory expenses which standard operating fishing vessels must bear, such as the payment of the cost of ship inspection for official approval or repair to ensure the safety of the ship and insurance fees, as well as the payment of costs involved in installing and operating onboard equipment, (*e.g.* Vessel Monitoring System), as stipulated by international fisheries organisations.

As mentioned previously, standard operating fishing vessels suffered deficit in their operations in 1998, while FOC fishing vessels made a steady profit. This will mean that standard operating fishing vessels will not be able to continue their activities in the near future and a majority of them will be forced to close down. Conversely, it is very possible that FOC fishing vessels become the mainstay suppliers of tunas in the world market.

Furthermore, as their economic superiority is largely due to the increase in catch because they disregard international regulations established for the purpose of achieving the sustainable use of fishery products, tuna resources could be destroyed by over-exploitation if FOC fishing vessels become the major suppliers of tunas.

For this reason, it is crucial to ensure that the supply of tuna be maintained by standard operating fishing vessels and, to this end, some measures should be enforced to restrain the activities of FOC fishing vessels.

Trend of the tuna market in Japan

Japan is the world's largest tuna market. The supply-demand trend in the Japanese tuna market in recent years in terms of consumption amount, supply and inventory is shown in Table 6.4.

Table 6.4 **Trend of the tuna market in Japan**

(tons)

	1991	1992	1993	1994	1995	1996	1997	1998
Consumption	359 853	378 738	406 978	409 136	413 634	390 276	359 602	399 981
Substantial consumption	332 144	349 575	375 641	377 633	381 784	360 224	331 912	369 182
Disposal	27 709	29 163	31 337	31 503	31 850	30 051	27 689	30 799
Supply (edible parts)	388 711	422 086	460 185	449 698	450 041	425 432	427 977	441 015
Japan catch	305 344	345 823	354 786	340 422	331 665	281 011	338 901	298 006
Japan catch (edible parts)	152 672	172 912	177 393	170 211	165 833	140 506	169 451	149 003
Imports	236 039	249 174	282 792	279 487	284 208	284 926	258 526	292 012
Exports	33 107	48 645	45 885	41 781	37 110	32 801	58 709	41 075
Inventory at the start of fiscal year	53 664	49 415	44 118	51 440	50 221	49 518	51 873	61 539
Inventory at the close of fiscal year	49 415	44 118	51 440	50 221	49 518	51 873	61 539	61 498

Notes: 1) Edible parts = catch amount * 50% (converted in terms of product weight)
2) Disposed amount = Consumption amount * 7.7% (disposal rate)
3) Disposal rates represent the average disposal rates in ordinary households (*e.g.* leftover food), as surveyed by the Ministry of Agriculture, Forestry and Fisheries in 2000. The survey shows that disposal rates on such occasions as banquets or parties were very high, ranging from 16% to 24%.

Source: Ministry of Agriculture, Forestry and Fisheries.

The Japanese catch has been calculated in terms of rounded weight. However, tunas imported, exported or stored often tend to be distributed only in the form of edible parts, after exclusion of non-edible parts. Their weight is calculated in terms of the weight of the edible parts only. For this reason, the amount of supply of tunas caught by Japan is also calculated only in terms of the edible parts.

Consumption of tuna in Japan has stayed slightly below 400 000 tons, from a peak level of 414 000 tons in 1995. However, the proportion of disposables fish remains high, with about 30 000 tons of tuna disposed of without being consumed. Consumption, minus the disposals, remained at about 350 000 tons. On the basis of these figures, it is considered that the consumption of tuna on the Japanese market stands at approximately 350 000 tons, which represents the optimum supply amount.

On the other hand, in terms of tuna supply, Japanese catch followed a downward trend from the peak level of 354 000 tons in 1993. In terms of the amounts of edible parts, supply has remained around 150 000 tons. By contrast, imports tended to increase, approaching 300 000 tons in 1998. As the imports are calculated on the basis of product weight, it can be said that imported products actually occupy more than half of the Japanese tuna market.

Of these imported tunas, 26 000 tons were imported from countries designated by the ICCAT as "countries accommodating FOC fishing vessels" in 1998. This accounted for a non-negligible rate of 9% of Japan's total imports. As the amount of disposed tuna in Japan in 1998 was 30 000 tons, it is considered that the prohibition of tuna from FOC fishing vessels would have no impact on the Japanese tuna market as a whole if an appropriate use of tuna is ensured.

The issue of FOC fishing vessels lies not only in the over-exploitation of resources but also in the distortion of the market through low prices. As an example, the unit price of bigeye tuna in Japan's Tsukiji wholesale market is shown in Table 6.5.

Prices show a downward trend for both domestic and overseas products, but the decline rate is particularly large for domestic tunas, which are high-priced. This is

Table 6.5 **Trend in unit price of bigeye tuna in the Tsukiji market**

	1991	1992	1993	1994	1995	1996	1997	1998	1998/1991
Wholesale prices (domestic products) (JPY/kg)	3 409	3 169	3 232	3 094	2 507	2 778	2 034	2 134	62.6%
Wholesale prices (overseas products) (JPY/kg)	2 116	1 924	1 705	1 600	1 471	1 439	1 515	1 472	69.6%
Proportion of domestic/ overseas product prices (%)	161.1%	164.7%	189.5%	193.4%	170.4%	193.0%	134.2%	145.0%	

Source: : Tokyo Metropolitan Government.

considered to be due to the fact that demand, concentrated on the price level of overseas tunas, exerts pressure to obtain price cuts for domestic tunas. For this reason, the prices of domestically produced tunas, which once fetched prices twice as high as the overseas products, have now fallen to about 45% of what they used to be.

Declines in price seem to offer advantages to the consumer. However, as noted in the section on Revenues and expenses of FOC fishing vessels, such price declines are based on undermining the sustainability of resources and could lead to the depletion of tuna resources in the near future and thus the termination of tuna supply.

Furthermore, such competition over prices is considered not only to affect tuna fisheries in Japan but also to generate price competition among imported tunas. In other words, foreign tuna fishing vessels operating in compliance with the international regulations for the purpose of importing products to Japan are forced to export tunas at a lower price than the optimum level and thus are sustaining economic losses because of the activities of FOC fishing vessels.

Measures *vis-à-vis* FOC fishing vessels

As shown above, FOC vessels are considered to pose problems not only in terms of the sustainability of resources but they also weaken the economic base of standard operating fishing vessels and distort the world's fishery product market. Thus counter-measures *vis-à-vis* FOC fishing vessels are a matter of urgency to ensure the sustainable use of fish resources and the sound development of the fish market.

The following three counter-measures *vis-à-vis* FOC fishing vessels are considered:

- each State should take measures, on an individual basis, to cancel registration or scrap FOC fishing vessels.
- each State should co-operate, through regional fisheries organisations to encourage participation of States hosting FOC fishing vessels in international management organisations and strengthen the enforcement effort.
- each State should take steps to identify catch from FOC fishing vessels in its market, boycott or prohibit trade through educational activities directed towards the consumer and exclude possible access of such products to its domestic market.

The measure described in the first bullet point above, to be taken individually by each State *vis-à-vis* FOC fishing vessels, will be difficult to implement despite its importance. The reasons are that there are cases where a given country does not clearly intend to exclude FOC fishing vessels; it could end up being ineffective as FOC vessels tend to relocate from one country to another; and, even when FOC fishing vessels are identified, it is difficult to spot them and to prevent their activities in the vast areas of the ocean.

Although it is important to take measures against FOC fishing vessels through co-operation among States concerned, in collaboration with regional fisheries management organisations, it is difficult to implement appropriate and timely measures because of the various issues involved. Among the issues are the additional costs involved for such purposes as establishing a secretariat etc. Especially in developing countries, heavy costs are incurred in participating in such bodies. Furthermore, countries accommodating FOC vessels are not expected to pay the fee for the regional fisheries organisations because their reason for accommodating FOC fishing vessels is to register income. Established measures would be slow to implement because decisions are usually made at a general meeting, held only once or twice a year.

On the other hand, some measures taken by each State in their respective market to restrain the distribution of tunas caught by FOC fishing vessels would be effective, in the same way as enforcement efforts, because FOC fishing vessels (which operate solely in pursuit of economic profit) would be compelled to withdraw their activities if the catch of FOC fishing vessels did not bring economic profit as a result of the appropriate management of the market of importing countries.

Such an approach may require cost for educational and public relations activities as well as cost for product labelling. But once the information is accepted by consumers, it could lead to the exclusion and boycott of products from FOC vessels, without sizeable costs and efforts. Moreover, there would be no need to establish new organisations or allocate budgets because it could be dealt with by the existing trade authorities of each State. Furthermore, it would be possible for the market country to take swift action with relatively voluminous and high-level information regarding the resources subjected to trade. For these reasons, this approach can be implemented by States with relative ease.

Given the fact that no tuna market exists in the countries allowing haven to FOC fishing vessels, concerted actions by the States in the tuna market to refuse the import of tunas from host countries of FOC fishing vessels could be very effective and the most realistic approach to eliminate FOC fishing vessels.

Japan
Analysis of Factors Determining the Decreasing Trends of Bigeye Tuna Resources in the Indian Ocean[1]

Background

At the UNEP workshop on fishery subsidies held in Geneva in February 2001, Messrs Uozumi and Ota presented a comprehensive report analysing factors that cause over-exploitation of tuna resources. This report pointed out that:

- In the case of tuna fisheries, factors other than fishery subsidies damage the resources;
- In considering the effects of fishery subsidies on resources, a case-by-case approach is necessary;
- Sustainable use of fishery resources cannot be achieved without tackling all the negative factors including subsidies.

The authors focus on the issue of non-member fishing operations of regional fishery management organisations (RFMOs). They discuss the various factors which have caused decreases in tuna resources and analyse the negative impact on resources.

Outline of the Study

In order to evaluate the influence of tuna fishing regulations and catches made by non-members of RFMOs on the resources, an analysis was made of the factors that determine the resource and the harvest of tuna. With respect to the influence of tuna fishing regulations, the case of bluefin tuna catches in the Western Atlantic Ocean, which are thought to be effectively regulated, is compared with the case of bigeye tuna catches in the Indian Ocean, which are not well regulated. Then, a simulation was conducted on the influence on the resources of catches made by non-members of Indian Ocean Tuna Commission (IOTC). To gain an understanding of the relative importance of the influence of catches by non-members, it was compared with the influence of the exchange rate variation on the harvest and resources.

Comparison of catches and resources between bluefin tuna in the Western Atlantic Ocean and bigeye tuna in the Indian Ocean

Figure 6.2a shows the trend of the bluefin tuna catch in the Western Atlantic Ocean, where the catch decreased drastically due to an introduction of catch quota by ICCAT after 1982. Consequently, the downward trend of resources came to an end in the latter half of the 1980s, and resources are considered to be recovering slowly now (Figure 6.2b).

Figure 6.2c shows bigeye tuna catches in the Indian Ocean, which have been steadily increasing since the 1970s. Resources show a downward trend after the 1980s, and an immediate introduction of management measures was called for. In response to this

Figure 6.2a. **Catch of Bluefin Tuna in the Western Atlantic Ocean**

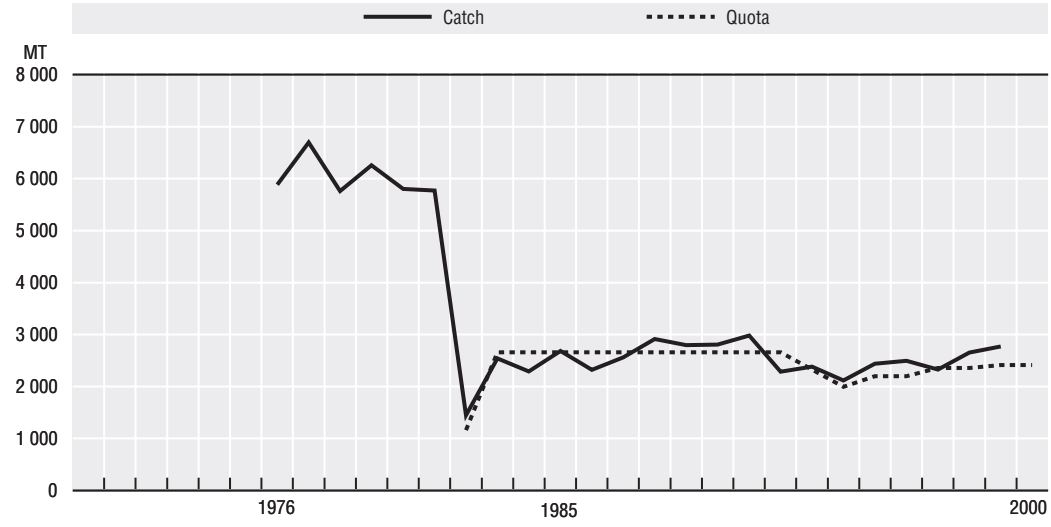

Figure 6.2b. **Resources of Bluefin tuna in the Western Atlantic Ocean**

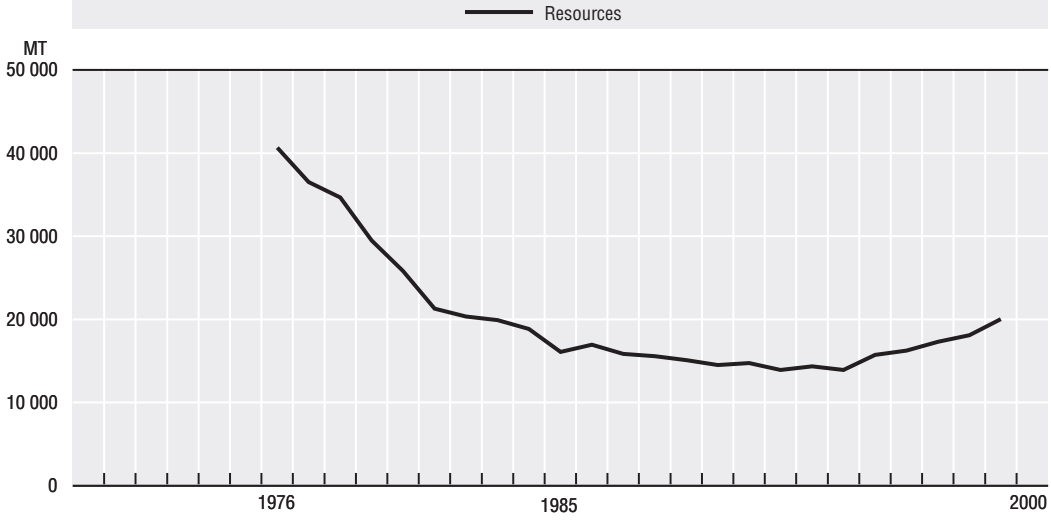

Source: ICCAT.

concern, the IOTC was established in 1996. Since then, the government of Japan has been insisting on an immediate introduction of regulations on fishing efforts or catch amount for bigeye tuna. At the 2001 annual meeting, however, a resolution was adopted only to reduce fishing efforts of non-members only, and no resolution concerning members.

In order to estimate the impact of catches by non-members on resources, the actual resource level was compared with the simulated one that might have been realised if the catch by non-members had been excluded since 1990 (Figure 6.4). The simulation indicates that resources start to recover from 1995 with a four year time lag due to the fish growth period. The IOTC Agreement went into effect from 1996, but the estimation started from 1990, in view of the necessary period of time for simulation. The simulated result

Figure 6.2c. **Catch of Bigeye Tuna in the Indian Ocean**

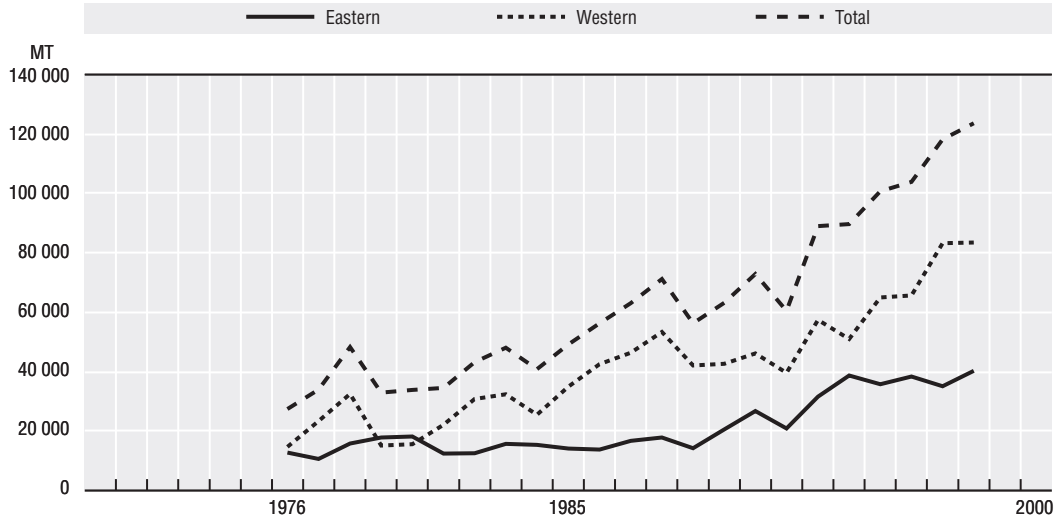

Figure 6.2d. **Resources of Bigeye Tuna in the Indian Ocean**

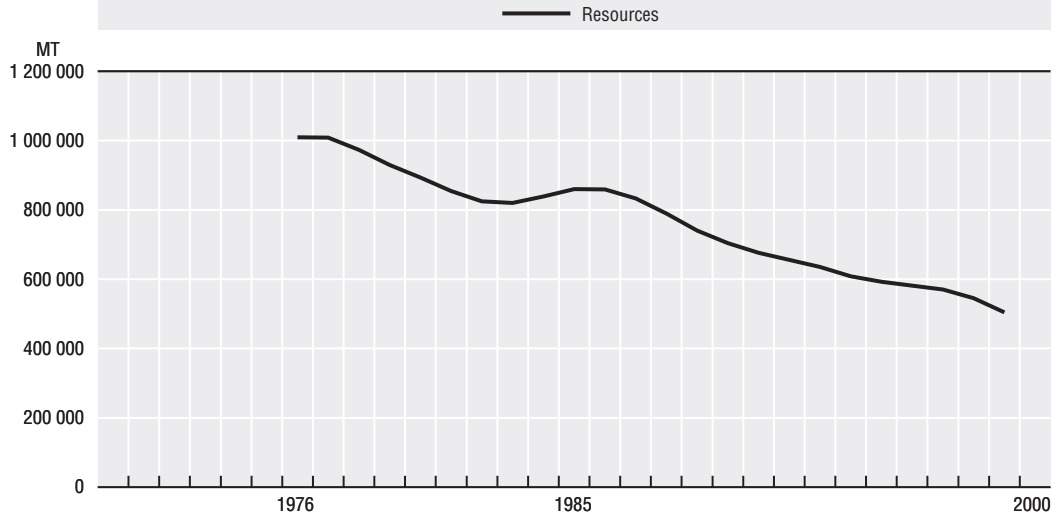

Source: : IOTC.

implies that the exclusion of non-member catches is very effective for resource restoration in the case of bigeye tuna in the Indian Ocean.

Influence of catches by non-members on bigeye tuna resources in the Indian Ocean

With respect to bigeye tuna in the Indian Ocean, the ratio of catches by non-members has been rapidly increasing (Figure 6.3). Non-members are Chinese Taipei, Indonesia, Philippines, and "others", with a large amount of catches made by Chinese Taipei and Indonesia.

Figure 6.3. **Catch of Bigeye Tuna in the Indian Ocean**

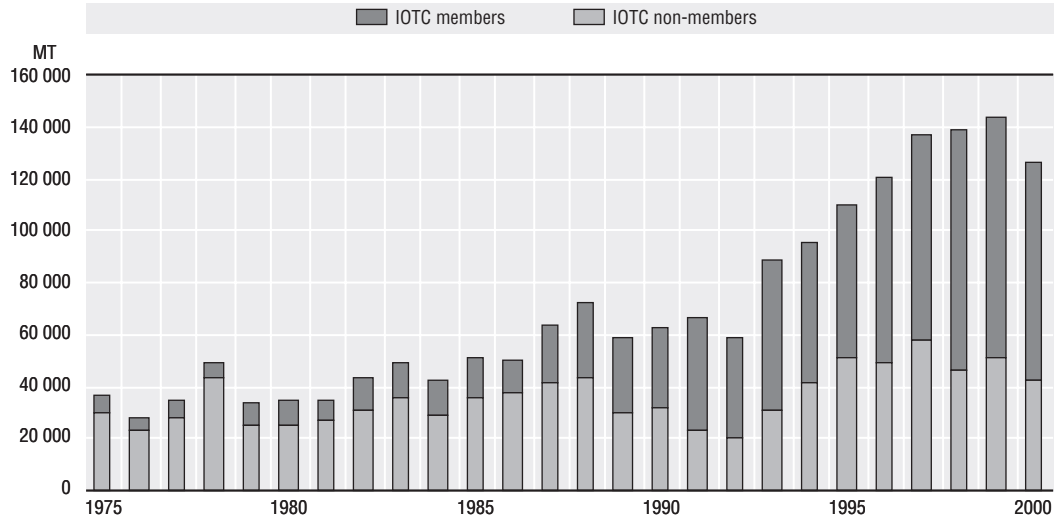

Source: IOTC.

Figure 6.4. **Impact of catch by non-members on bigeye tuna resources in the Indian Ocean**

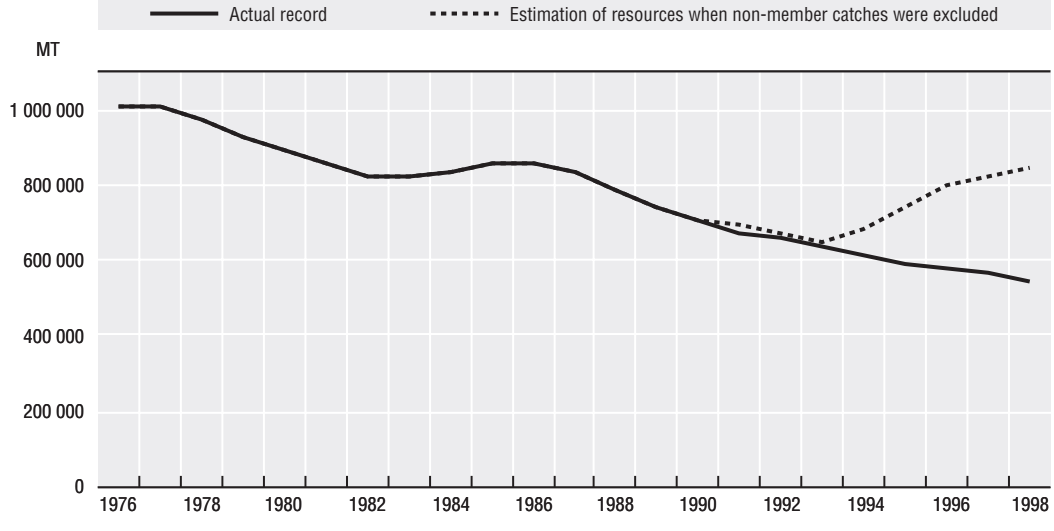

Source: Ministry of Agriculture Forestry and Fisheries.

Influence of the Japanese market on bigeye tuna catches in the Indian Ocean

Bigeye tuna is caught mainly for sashimi, and it is considered that the harvest is strongly affected by the trend of the Japanese market. For this reason, an analysis was made of the relationship between catch, Japanese import volume and Japanese market prices for bigeye tuna.

Figure 6.5 shows the trend of bigeye tuna catches in the Indian Ocean and the wholesale prices in yen in the Japanese market. Figure 6.6 shows the trend of Japanese

Figure 6.5. **Catch and Price of Bigeye Tuna**

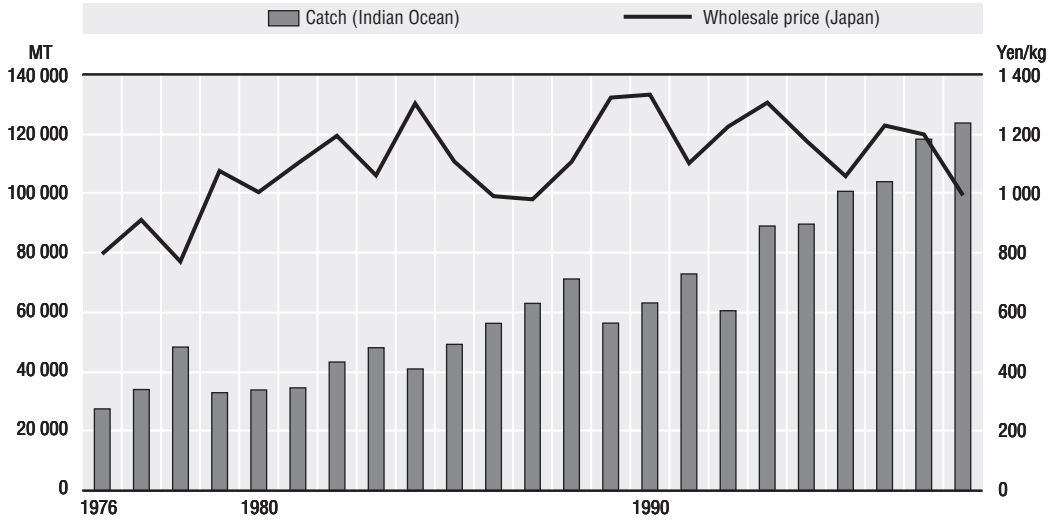

Source: Ministry of Agriculture, Forestry and Fisheries.

Figure 6.6. **Japanese import and import price in dollars per kilo of Bigeye tuna**

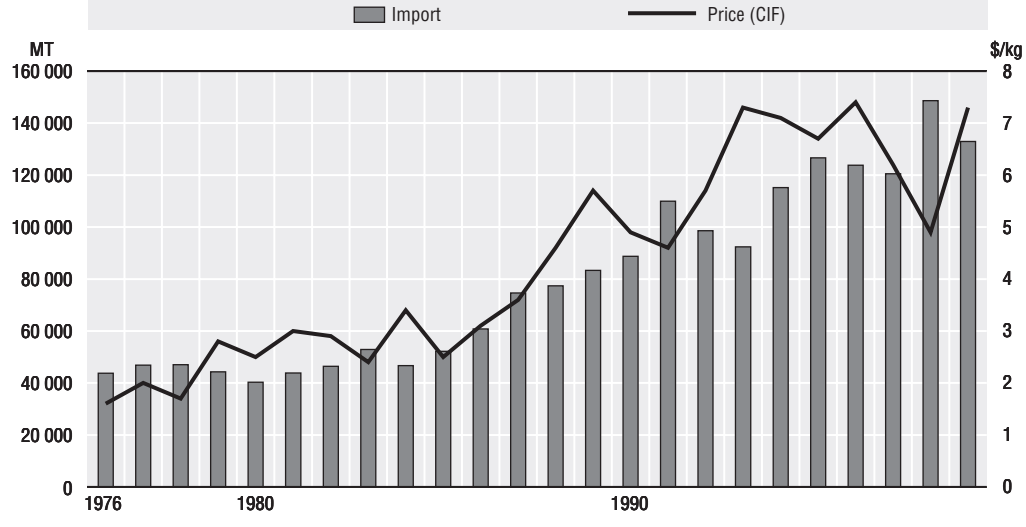

Source: Ministry of Agriculture, Forestry and Fisheries.

import of bigeye tuna and the import prices (CIF) in dollars. The wholesale prices in yen have been stable since the latter half of the 1980s, while imports have increased during the same period. At the same time, Japanese import prices in dollars have risen, and resources declined.

From this kind of situation, it could be concluded that an increase in the catch amount during the 1990s took place not because of the increase in resources but because of the increase in Japanese demand for bigeye tuna, accompanied by the appreciation of the yen against the dollar, which kept domestic prices stable despite increasing demand. It should be noted that most of the increment came from catches made by non-members.

Relative influence of catches by non-members and exchange rate on resources

The effects of bigeye tuna catches by non-members on resources were then compared with changes in the catch amount caused by a Japanese demand shift, by combining the interdependent relationship between resources and the catch amount as referred to in Figure 6.7.

Figure 6.7. **Interdependency of Catch amount with Resources of Bigeye Tuna**

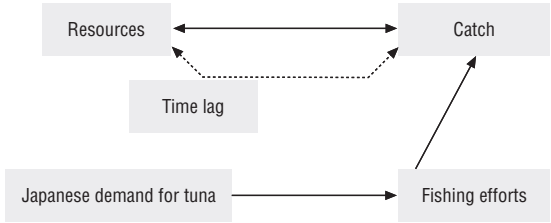

Source: Ministry of Agriculture, Forestry and Fisheries.

Resources affect the catch amount immediately, while the catch amount affects resources with a certain time lag as seen above. Secondly, a shift in Japanese demands for bigeye tuna affects the catch amount through changes in fishing effort.

Figure 6.8 shows the estimated catch amount of bigeye tuna in the Indian Ocean according to some variations on catch regulation and the exchange rate. The case of "regulation" indicates the catch if the catch by non-members of IOTC had been excluded since 1990. The case of "20% appreciation" shows the estimated catch if the yen had appreciated by 20% against the dollar since 1990, assuming an exchange rate of JPY 94/USD on average compared with the actual rate of JPY 117/USD. The case of a "50% depreciation" shows the estimated catch if the yen had depreciated by 50% against the dollar since 1990, assuming an exchange rate of JPY 176/USD on average.

Figure 6.8. **Simulated Results of Bigeye Tuna Catch**

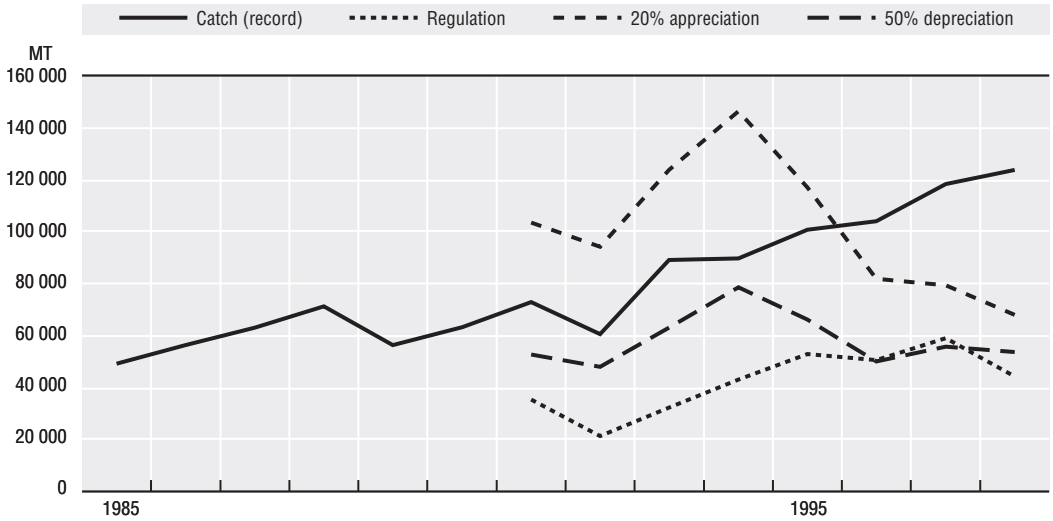

Source: Ministry of Agriculture, Forestry and Fisheries.

Needless to say, the catch amount would have been lower than the historical record in the case of "regulation". In the case of a "20% appreciation", the catch amount would have reached 146 000 tons in 1994 that is 1.6 times higher than the actual record of the year, then it would have changed to become a downward trend due to a resource depletion and be lower than the actual record after 1996. Catch amount in the case of a "50% depreciation" would have been smaller than the actual catch, but bigger than that in the case of "regulation."

Figure 6.9 shows estimated resources of bigeye tuna in the Indian Ocean according to the same variations on catch regulation and the exchange rate. The case of "regulation" indicates a rapid restoration of resources as seen in Figure 6.4. The case of a "20% appreciation" indicates that the catch amount would have increased from 1991 to 1994 due to new entries and a rise in the operation rate of existing vessels, and, therefore, resources would have diminished rapidly after 1996 with a time lag owing to changes in the catch amount. In the case of a "50% depreciation", resources would have been higher than the actual record due to a catch reduction. However, the shift in the resource status was not as drastic compared with the case of the yen's appreciation, because the increase in catch amount brought by resource restoration restrains the resource recovery to some extent.

According to the above simulations, even under the assumption of an extreme case of a 50% depreciation of the yen, that is JPY 176/USD compared with the actual rate of JPY 117/USD on average, the degree of resource recovery through the catch decrease is less than the degree of resource recovery brought by the "regulation scenario."

In the case of a higher appreciation of the yen, the catch amount would increase in the short run, but it would decrease in the long run owing to a drastic reduction in resources.

What actually happened is that, with a combination of "non-catch regulation" and the increasing demand in the Japanese market, resources gradually decreased and the catch increased due to high fishing pressure that overrode a diminishing trend of resources.

Figure 6.9. **Simulated Results of Bigeye Tuna Resources**

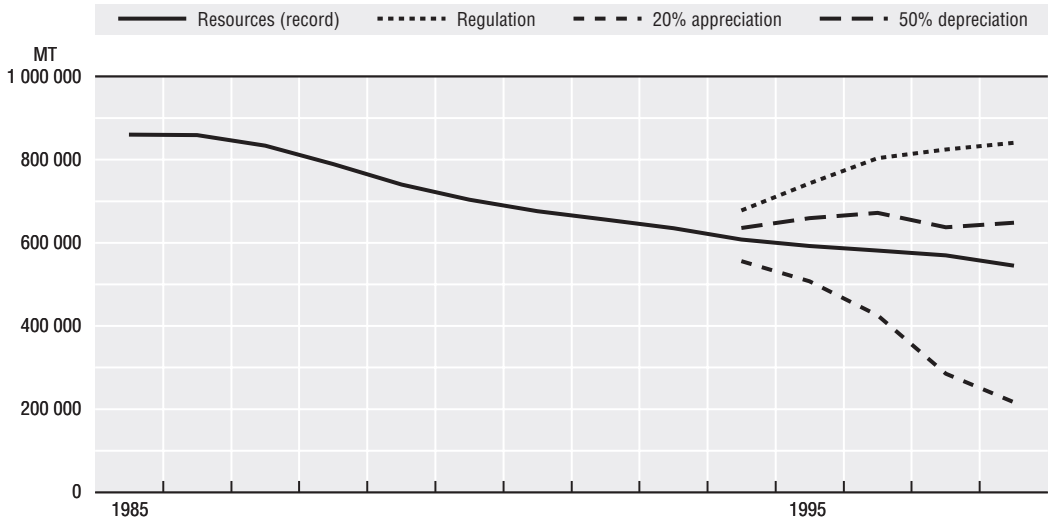

Source: Ministry of Agriculture, Forestry and Fisheries.

Summary

- In the Western Atlantic Ocean, the catch quota set for bluefin tuna fisheries has been observed and fishing by non-members is not very significant. As a result, resources are gradually increasing.
- On the other hand, the catch ratio of non-members of IOTC in the catch of bigeye tuna in the Indian Ocean has rapidly increased. This has become a serious problem in resource conservation. It is estimated that bigeye tuna resources would have recovered without catches made by non-members.
- The catch amount of bigeye tuna in the Indian Ocean depends not only on the resources but also on the Japanese market demand and the exchange rate. The increase in the catch amount in the 1990s was largely due to catches made by non-members. It is estimated that this increase was caused by the increase in demand, the price hike in the USD through the higher appreciation of the JPY and stable prices in the Japanese market.
- A comparison was made between the effect of regulation on non-member catches and that of shifts in the exchange rate towards resource recovery of bigeye tuna in the Indian Ocean. The results indicate that recovery by regulation is larger than that of a 50% depreciation of the yen against the dollar.

Conclusion

- From the above results, it could be concluded that the main factor for causing the decrease in Indian Ocean bigeye tuna resources is the increase in catches made by non-members of IOTC. This increase was brought by a combination of three factors *i.e.* an increased demand in the Japanese market, an increase in prices in dollars due to the appreciation of the yen and stable domestic prices owing to the appreciation.
- Therefore, in order for resources to recover, it is necessary to regulate catches by non-members of IOTC. For this to happen, an immediate introduction of regulations on members is called for.
- It should be noted, however, that given the difficulty of controlling non-member catches outside RFMOs and the fact that the demand in the Japanese market heavily affects bigeye tuna catches, trade measures against non-members would work effectively.

Bibliography

Cunningham S., Dunn. M. and Whitmarsh D.,
"Fisheries Economics: An Introduction", Mansell Publishing, 1985.

Tada M.
"Japanese Fish demand and Price Linkage with Foreign Markets", Proceedings of the 10th Conference of International Institute of Fisheries Economics and Trade (IIFET), CD-ROM, 2002.

Tada M.
"Quantitative Economic Analysis of Tuna Price Determining Factors: An Approach Using Annual Data (in Japanese)", Journal of International Fisheries, Vol.4, No.1, pp.39-43, 2001.

Tada M.
"Production and Factor Demand Functions of Tuna Longline Fisheries: A Comparison between Offshore and Far Seas (in Japanese)", The Conference of Fisheries Economics, Japan, 2001.

E-mail: *tadacom@affrc.go.jp*; QWE01151@nifty.ne.jp)

Uozumi Y. and Ota S.
"Problems in the Fishery Management of International Tuna Fisheries and its Relation with Fishery Subsidies", UNEP Fisheries Workshop, Geneva, 2001.

Annex 6.1.

[A] Estimation of the relation between resources and the catch amount

If the population growth equation under the surplus production model:

$d S/d t = r (1-S/K)S$

[S = resource, K = resource at the saturated point, r = intrinsic rate of increase],

is converted into a differential form with consideration of the catch amount (Q),

$S_t = S_{t-1} + r (1 - S_{t-1} / K) S_{t-1} - Q_{t-1}$ **..... [Eq. I – a]**

is derived. Resource of t term represents the relation of resources to catch amount and resources in the previous term.

If the resource is taken only for those fish over a certain age of the catch target, Equation I-b is derived. Here, the resource of t term is represented by the resource of k terms ago and the catch in the previous term.

$S_t = S_{t-1} + r (1 - S_{t-k} / K) S_{t-k} - Q_{t-1}$ **..... [Eq. I – b]**

Resources based on the population growth equation above are defined as a reproduction equation as a general description:

$S_t = S_{t-1} + A (S_{t-1}) - M (S_{t-1}) - Q_{t-1} + \varepsilon = f (S_{t-1}) - Q_{t-1} + \varepsilon$

where S_t = resource of t term, A = natural increase, M = natural death and ε = error term. If this relation continues,

$S_t = f [f (S_{t-2}) - Q_{t-2}] - Q_{t-2} = \ldots..$

$= - [(Q_{t-1} + f (Q_{t-2})) + f^2(Q_{t-3}) + \ldots \ldots \ldots \ldots + f^{k-1}(Q_{t-k}))$

$+ f^{k-1}(S_{t-k})$

is obtained, and this shows that resources in the present term are a function of catch amounts in the past. The simplest form of this function is the expression of the present resource as the function of the accumulated catch amount in a fixed period in the past:

$S_t = a \Sigma [Q_{t-n}] + b (k \leq n \leq m)$ **... ... ... [Eq. II]**

Estimated results of the above equations: I-a, I-b, and II by means of least squares methods are shown in Table 6.6. With respect to bigeye tuna in the Indian Ocean, Equations I-a, I-b and II show high serial correlation for error terms (DW: 0.2 – 0.7), suggesting a high possibility of influence on the resource of factors other than the catch amount.

With respect to bluefin tuna in the Western Atlantic Ocean, all equations show a high coefficient of the determination (R^2). However, a time trend variable that starts at 1990 is used in every equation to cope with an under-estimation in the 1990s. In addition, Equation II was estimated with the generalised least square method for the first order serial correlation of the error term.

The result of estimated Equation I-b indicates that resources in the present term are greatly affected by those of three to four years ago, and the result of estimated Equation II indicates that it is greatly affected by the catch amount of three to seven years ago.

Because of the difficulty in selecting the appropriate equation based on the estimated coefficient of determination (R^2) or on the significance level of coefficients (t-value), the applicability is judged by the degree it can be matched with the trace of past data. As a result, this approach shows that Equation I-a is inferior in its reproducibility, and Equation I-b and Equation II have almost the same reproducibility (Figure 6.10.).

Table 6.6 **Estimated Equations of Resource Determination**

	Independent	Variables	R^2			
Eq. I-a.	**St – 1**	**St – 1 ^ 2**				
Bigeye tuna	1.185 (22.52)	–1.66E-07 (–2.60)	0.93			1965-98
Bluefin tuna	1.129 (30.26)	–2.01E-06 (–2.26)	0.99			1972-98
Eq. I-b.	**St-k**	**St-k^2**		**k**		
Bigeye tuna	0.325 (7.38)	–3.40E-07 (–6.40)	0.96	4		1965-98
Bluefin tuna	0.144 (4.51)	–2.48E-06 (–3.44)	0.99	3		1973-98
Eq. II	**Σ (Qt – k + … . + Qt – m)**			**k**	**m**	
Bigeye tuna	–1.561 (–20.37)		0.95	3	7	1973-98
Bluefin tuna	–0.239 (–2.92)		0.99	3	7	1971-99

Note: Bigeye tuna: Indian Ocean, Bluefin tuna: Western Atlantic Ocean

Figure 6.10. **Simulation of Tuna Resources using Historical data**

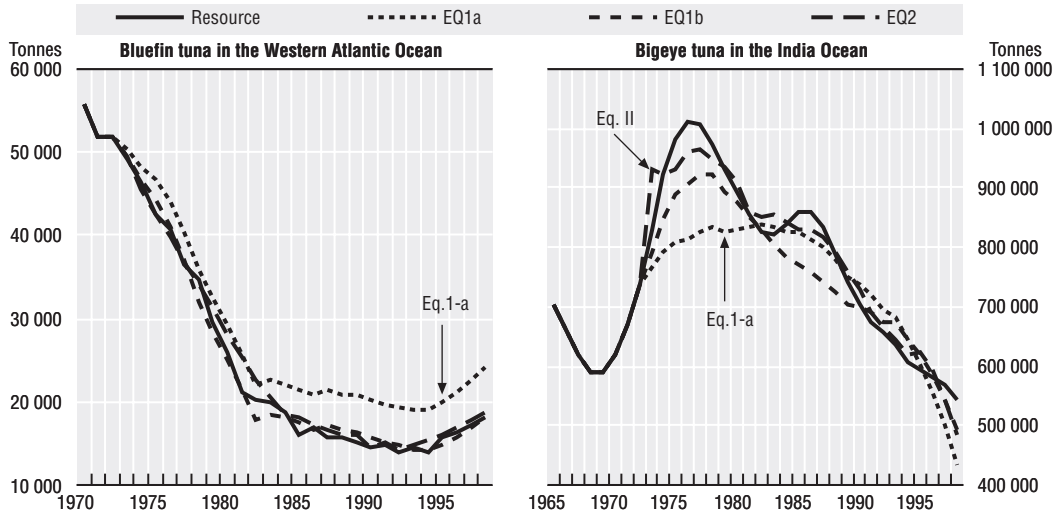

[B] Estimation of determining factors of bigeye tuna catch in the Indian Ocean

A supply function is estimated that explains the catch amount of bigeye tuna in terms of resources, bigeye market prices in Japan, the exchange rate, and crude oil prices. Among the independent variables, resources and tuna prices in US dollars show a strong reversed correlation, and this makes coefficients in the equation unstable. To cope with this situation, the coefficient for the resource variable was set between zero and 1.0, it is so

chosen for the coefficient of the crude oil prices be most significant. The result is as follows:

$$\ln Q = 0.40 \ln S + 1.07 \ln [Pj(-1)/(EXR(-1)*RCX(-1))] - 0.29 \ln (POIL/RCX) + 10.26 \quad \textbf{... [Eq. III]}$$

(7.86) (–1.74) (8.23)

Estimated period: 1976-98, Coefficient of Determination (R^2) : 0.74, () : t-value

where,

Q: catch amount of bigeye tuna in the Indian Ocean [metric ton] (IOTC)

S: resource of bigeye tuna in the Indian Ocean [metric ton] (IOTC)

Pj: wholesale price of frozen bigeye tuna in Japan [JPY/kg] (MAFF)

POIL: crude oil price [USD/barrel]

EXR: exchange rate [JPY/USD]

RCX: Reuter index of commodity price.

Based on this estimation, an increase (decrease) by 1 % of the resource affects the 0.4 % increase (decrease) in the catch amount, and the price elasticity of supply being 1.07. This is more elastic compared with that of agricultural products. The negative relation of catch amount to the price of crude oil means the high fuel price narrows catching ocean areas.

Spain
Some Experience from the Spanish Fishing Sector: Non Tariff Measures and Solutions

Spain is a country with a large fishing sector, but with limited fishing resources. Its domestic fish consumption is very high. To solve the contradiction between human experience and capital in fisheries but poor resource conditions, two avenues have appeared since the 1970's, when the largest part of productive fishing grounds were nationalised. One is to open markets to external producers, in order to assure the consumers a similar volume of fish, and the other is to try to facilitate the acquisition of fishing rights in other countries.

Spain is a largely open fish market, as is the European Union, because of structural reasons: *i.e.* deficit in fish production. The same level of transparency does not exist in the market of fishing rights. Most countries do not allow foreigners to acquire fishing rights in their waters. This is a clear barrier to open markets in the fishing sector, that does not appear in other economic sectors, including the primary sector (*i.e.* foreigners are allowed to acquire land or mining rights in the majority of countries).

While there are other kinds of measures that are less clear and transparent, these kinds of barriers are important.

We will try to mention some of these barriers that will permit us to examine this kind of problem and in some cases attempt to solve them and identify the advantages (to both parties) that can be obtained.

Devaluated fishing rights

The market for fish has transparent rules, but the fishing rights market is more complex. In this market, the supplier (normally the national administration) sells the right to fish, an invisible good. But this right is not easy to define: a variable number of vessels and quantity of fish. An additional problem is that the "product" is obtained some time after the agreement and the payment.

Some problems can appear if the administration:

- Sells more rights to fish than the sustainable level, so that the production (and compensation) will be reduced in the future.
- Sells twice the same fish (the fish promised does not exist).
- Sells the right to fish, but does not have the capacity to control the catch.

The consequence of these problems is a reduction in the amount of catch. Then the buyers get in a difficult situation. They paid the right to fish, but now there are not sufficient fish for all the fishermen. For political reasons, the national administrators

prefer to keep the fishing possibilities to the national fishermen. So the foreign fishermen may lose their investment.

Many examples of this problem can be observed in world fisheries:

- The agreements between EU and Morocco have allowed the Europeans to fish in Moroccan waters. At the end of the 1990s, however, the fishing possibilities offered to foreign vessels were too high in relation to the resource. The reason is that even when there was not an increase in the number of European vessels, on the contrary the Morocco sector (that has been developed in the framework of previous agreements) was increasing. But the possibilities of fishing rights sold by Morocco were not reduced to sustainable levels. Later, the problems with stock began. When some additional restrictions were imposed (temporary closure), their limitation did not affect the national fishermen (despite the fact that they had the same kind of vessels). In this case, foreign investors are not in the same condition as national fishermen. Therefore, a distortion between enterprises appears. As this distortion affects the enterprises based on their nationality, this becomes a distortion of international trade for fishing rights. This distortion affects the correct resources allocation, and the sustainability of resources. As a consequence of these problems, there were no conditions in 2000 to a new agreement between Morocco and the EU. As the agreement was not renovated, it produced losses for European enterprises that lead to reconvert of their activity. But there are also losses in Morocco as a reduction of the total activity (landings, trade, employment) and loss of payments and compensations offered by the EU agreement (income to the administration, facilities, services as training, etc.)
- The agreements between Argentina and EU provides another example. These agreements involve the relocation of some European fishing enterprises to Argentina. The investors fly the Argentina flag and become Argentinean enterprises. These agreements allowed the development of a new kind of fishery (hake) in Argentina. As a new and profitable activity, national investment was encouraged. With the agreement, however, there were no effective limitations expected to be established of stocks. After an initial gold period, the effort was too great and stocks decreased. Finally, catches fell. As a consequence of political pressures over the Argentinean vessels that originated from capital abroad, the administrative decisions to solve the decline of resources are refused by the different actors.

Although a simple perception of the problem can lead us to consider that in both cases there is only one conflict for the resource, the problem is more deep and complex. The buyers of fishing rights pay for their use. Through their investments, technological changes in the harvest, processing and trade sectors, etc., are produced. If the external contribution is equilibrated with internal possibilities, mutual benefit can be achieved. The presence of external investors, stimulates the internal creation of enterprises, in the harvest or in related sectors, and this produces progress.

On the contrary, in case of over-capacity, the effect can be negative and investments produce losses. If an adequate control does not exist, the positive stimulation from the external investments can negate the internal investment in the fisheries. Then losses affect all investors (national or foreign) and the sustainability of the fishing resources.

All of the actors can have a negative perception of the situation but their investments (in vessels or in fishing rights) do not produce the expected incomes. From the national's point of view, the responsibility is on the external investors because they are fishing their

"national" resource. For the foreign capital, the responsibility is on the administration that sells fishing rights as paper fish or on their fishermen that are fishing their "acquired" fish. All actors have incentives not to accept the regulations and try to obtain short-term incomes (to the detriment of stock sustainability).

To avoid these negative effects, certain approaches must be adopted. The trade in fishing rights need to have a framework that assure:

- Transparent analysis to define the allowed quantity of effort or catch. Scientific support must provide quotas within the limits of a sustainability and precautionary approach, which can be sold as fishing rights.
- Transparent regulations and rules affecting the enterprises without discrimination based on nationality, *i.e.* if accidentally the stock falls, all of the enterprises must support the same restrictions.
- Use of fishing rights payments to assure an effective control of the effort and catch in order to obtain sustainability of the stocks.

Under these approaches, fishing rights at international level, as part of the globalisation of the international free trade, can help to develop economic activities in fisheries and produce mutual benefits to both parties (sellers and buyers of fishing rights).

Obstacles to access to harbour services

One of the measures commonly applied is to penalise the activity of foreign fishing enterprises by limiting the use of harbours for landing fish, change crews, acquire fuel or other inputs. These measures produce losses to foreign enterprises because of an increase in their cost. On the other hand, this attitude produces problems also in the country that limits access to their harbours. These countries lose potential incomes in activities such as logistic or transformation and also lose potential employment in these activities. But other problems arise. This situation opens the door to two other negative consequences.

- First, the initiation of reactive measures in the trade field. As the country penalised by this measures tries to compensate this action with other measures, that can open an escalation in trade limitations and finally create mutual losses.
- Secondly, closing the door to co-operation in the management in the high sea areas. The neighbour state tries to preserve the area, because it considers that the resource level can affect their national resources. But the consequence of this kind of measure can be just the contrary. The other part could prefer to be non-co-operative and not share information.

To analyse these kinds of problems, it is useful to look at the evolution of relations between the EU and Chile concerning the South Pacific swordfish fisheries.

Since 1991, Spanish and EU fishing vessels have not been allowed to tranship and/or land their catches of highly migratory species (such as swordfish) in Chilean ports, when these catches did not observe the conservation rules unilaterally imposed by Chile, even though they were caught in international waters.

Since 1995, EU Commission services and Chilean authorities recognised the need for co-operation on data collection relating to fisheries in international waters of the South-East Pacific. Two meetings took place in Santiago (one in December 1995 and the other in May 1998), where scientific data were exchanged, but no agreement was reached on the

status of the swordfish stock in the area. During this period, no progress was made on the trade restriction issue either.

On 26 May 1998, ANAPA (*Asociación Nacional de Armadores de Buques Palangreros de Altura* – Spanish National Association of Deep-sea Longliner Owners) lodged a complaint pursuant to the Trade Barriers Regulation (TBR) claiming a violation of Chile's obligations under GATT 1994 and of several provisions of the United Nations Convention on the Law of the Sea (UNCLOS). The Commission initiated an examination procedure under the TBR on the 10 July 1998.

This investigation concluded that the Chilean ban violated the principle of freedom of transit, established by Article V of GATT 1994. In addition, by making unloading in Chilean ports impossible for swordfish caught by Community vessels, the Chilean measures render import of the affected catches into Chile impossible, which is contrary to Article XI of GATT 1994.

The Community tried unsuccessfully for more than one year to find an amicable solution. To this effect, two meetings with the Chilean authorities took place in June and in September 1999, which did not record any major progress, but helped achieve understanding between the two positions.

On 10 November 2000, the European Commission requested the establishment of a WTO panel against the Republic of Chile with a view to securing fair access to Chilean ports, which have been closed to Community vessels since 1991.

While this request was necessary to safeguard the EU's rights under the WTO, Chile and the EU continued to explore alternative avenues to settle the dispute in a negotiated way, thereby avoiding the need of a WTO panel.

In this respect, the EU considered that an agreement genuinely open to all interested parties would be the most suitable way of reaching an appropriate conservation and management solution for the swordfish resource in the South-East Pacific. To this end, the EU reiterated its call on Chile and on other interested members to launch negotiations on such an agreement and to resume scientific co-operation and exchange of data with the EU as soon as possible.

Following intensive negotiations, the EU and Chile reached a settlement to resolve the so-called "swordfish dispute" covering both access for EU fishing vessels to Chilean ports and bilateral and multilateral scientific and technical co-operation on conservation of swordfish stocks. As a result, the EU requested a suspension of panel proceedings within the WTO launched in November 2000 and Chile suspended proceedings before the International Tribunal of the Law of the Sea (ITLOS), pending the enforcement of this arrangement which also covers access to ports.

The settlement strikes a balance between taking due account of the requirements of the multilateral trade system and of an effective conservation and management of natural resources. The final agreement is based on three pillars:

- Meetings will resume between the Union and Chile within the framework of the Bilateral Scientific and Technical Commission (BSTC) on swordfish stocks in the South-East Pacific.
- Access for EU vessels to Chilean ports: four vessels will be able to tranship or land up to 1 000 tons of swordfish at three Chilean ports (Arica, Iquique and Punta Arenas) under the terms of a joint programme involving an equivalent number of Chilean vessels. This

programme, with its intensive data collection plan, will substantially assist the joint scientific evaluation of the swordfish stocks.

- A commitment to agree on a multilateral framework for the conservation and management of swordfish in the South East Pacific. The process will culminate with a Diplomatic Conference to be held in 2002. Currently, there is no such multilateral organisation or arrangement to regulate swordfish fisheries in the South-East Pacific.

The agreement between Chile and EU shows a method of solving all these kinds of problems. Both parties can obtain benefits from co-operation to preserve the resources and from accepting balanced and transparent market rules.

World Trade Organisation Tariff and Information Paper[2]

Definition

Customs duties are taxes on commodities crossing a political boundary. A tariff is, technically, a schedule of such taxes, but the terms are often used interchangeably. In the WTO, the term "schedule" is used to denote a "schedule of concessions", *i.e.* bound rates. "National tariff schedules" list the applied rates but not necessarily the bound ones.

Past and present

Customs duties, or tariffs, have existed for hundreds and even thousands of years, used by governments originally as sources of revenue rather than instruments of state economic policy. Early customs duties consisted of payments for the use of trade and transportation facilities, including ports, markets, streets, and bridges. By the 17th century, they came to be levied in most regions only at the boundary of a country and usually only on imports. European powers also established special low tariff rates for trade with their possessions. Such systems of colonial preference formed the basis of the trading patterns that developed in the 17th and 18th century.

A new system of trade relations commonly known as imperial preference evolved in the late 19th century, in spite of the free trade movement in the early 19th century which discouraged the use of tariffs. Great Britain and France, in particular, used preferential tariffs to organise the flow of foodstuffs and raw materials from their colonies and to regulate the export of manufactured domestic products into those areas. Other European nations retaliated by raising their tariffs, and a period of relatively high protective tariffs lasting through the depression of the 1930s followed. By the end of the second world war great improvements in transportation and an unprecedented plethora of merchant shipping set the stage for a new era in trade. In July 1944, a small country inn in New Hampshire known as Bretton Woods was selected as the site for a series of meetings designed to lay out the economic blueprints for the post-war recovery. Representatives of the United States, Great Britain, Russia, and forty-one other nations drafted an agreement which established the IMF, the World Bank, and later (1947) resulted in the GATT.[3]

Trade negotiating rounds

In 1947, with the Second World War finished shortly before, twenty-three countries[4] met in Geneva to try to give an early boost to trade liberalisation by negotiating reductions to customs duties. On 30 October 1947, they signed the General Agreement on Tariffs and Trade (GATT). The first round of tariff negotiations on an m.f.n. basis resulted in some 45 000 tariff concessions affecting 20% of total world trade. In November, delegates from 56 countries met in Havana to start negotiating the charter of a proposed International

Trade Organisation. The "Havana Charter" was signed in March 1948 but the Charter never entered into force as the US Congress refused to ratify it, leaving the GATT as the only international instrument governing world trade. The GATT entered into force on 1 January 1948.

The second GATT round of trade talks was held already in 1949 in Annecy, France where countries exchanged some 5 000 tariff concessions. A year later, the southern English seaside town of Torquay hosted the third GATT round during which countries exchanged some 8 700 tariff concessions, cutting 1948 tariff levels by around 25%.

Round number 4 was held in Geneva in 1955-56. It produced some USD 2.5 billion worth of tariff reductions. As from the fifth GATT round, held in 1960-62, trade rounds were given names and this one was named in honour of US Under Secretary of State Douglas Dillon who proposed to hold a series of tariff negotiations in parallel of the negotiations carried out in the framework of the establishment of the European Economic Community. The Dillon Round yielded tariff concessions worth USD 4.9 billion of world trade.

With each round, tariff concessions became larger and the Kennedy Round (1964-1967) resulted in tariff cuts worth USD 40 billion of world trade. More than seven times that was achieved in the Tokyo Round (1973-1979) where tariff reductions worth more than USD 300 billion were agreed upon. This round also saw negotiations for the first time not only on tariff barriers but also on, for example, subsidies, safeguards and import licensing.

The most ambitious round to date was launched a few years later in Uruguay, the last and longest round of the GATT era. It lasted from 1986 to end of 1993 and resulted in the creation of the World Trade Organisation on 1 January 1995 and in several agreements on subjects not dealt with in the GATT such as the General Agreement on Services (GATS) and the Agreement on Trade-related Aspects of Intellectual Property Rights (TRIPS).

Thus, over the years since the beginning of the GATT and now in the WTO, customs duties, generally speaking, have become a less important barrier to trade as negotiating rounds have made significant inroads in the level of tariff rates. With each negotiating round customs duties have been substantially reduced, in many cases totally eliminated while other trade barriers have become more prominent. From a very high level in 1948, tariffs for non-agricultural products have decreased to less than 5% today. Tariffs on fish and fish products have also come down over the years. It is estimated that weighted tariff averages for fish from all sources have been reduced by some 26% to around 4.5% since the start of the Uruguay Round in 1986.

Customs duties at present

Customs duties, or tariffs, may be distinguished from other taxes in that their predominant purpose for many countries is not financial but economic; that is, they are not created to increase a nation's revenue but to protect domestic industries from foreign competition.

Customs duties for fish and other aquatic products (as well as for virtually all other traded goods) are set out in country schedules annexed to the Marrakech Agreement establishing the World Trade Organisation (WTO). This is the legally binding agreement for the tariff rates resulting from the Uruguay Round. There is one schedule per Member (the European Community counting as one Member). Tariffs are primarily regulated by Article II of the GATT, the first paragraph of which provides that each Member shall accord to the commerce of the other Members treatment which is no less favourable than that provided

for in each Member's Schedule. Such products shall be exempt from ordinary customs duties in excess of those set forth and provided therein as well as from other duties or charges of any kind imposed on or in connection with importation.[5]

Nomenclature

The tariff nomenclature used in the WTO, the so called Harmonized system (*i.e.* the "Harmonized Commodity Description and Coding System"), commonly referred to as the HS, has 97 chapters subdivided into 21 sections. The HS comprises more than 5 000 separate groups of goods identified by a 6-digit code. In principle, the first 24 positions are considered to cover agricultural products. Headings 03.01 to 03.07 and 16.03 to 16.05 plus 05.09, 15.04 and 23.01 basically designate fish and other aquatic products. However, fish and other aquatic products are not, as might have been expected, covered by the rules in the Agreement on Agriculture. Indeed, these products are excluded from the product coverage of that agreement. Fish and other aquatic products are, therefore, covered by the WTO rules generally applicable to trade in goods.

"Bound" tariffs

The schedules are not simply announcements of tariff rates. They represent commitments not to increase tariffs above the listed rates – the rates are "bound", *i.e.* if a Member wants to increase a bound rate, it cannot do so unilaterally without prior re-negotiation or consultation with its main trading partners[6]**.** For developed countries, the bound rates are generally the rates actually charged. Most developing countries have bound the rates somewhat higher than the actual ("applied") rates charged, so the bound rates serve as ceilings. Any tariff rate can, however, be decreased unilaterally. As a result of the Uruguay Round, practically all agricultural customs duties have been bound as well as a high percentage[7] of non-agricultural products. The "binding" rate differs from Member to Member and, in many cases, from product to product.

Negotiating techniques

The history of the GATT is also the history of tariff negotiation techniques. *Bilateral item-by-item/country-by-country* technique is the oldest traditional negotiating technique, whereby submission of request lists is followed by offer lists. This was the only technique used in GATT negotiations until and including the Dillon Round (1961-1962). It is still being used for any bilateral negotiations during a Round, for Article XXVIII renegotiations, as well as in the accession process of new WTO Members.

Linear reduction is the method whereby all tariffs, regardless of their levels, are reduced by an agreed percentage. This method was used for industrial products during the Kennedy Round in the 1960s (50% reduction, but because of the exceptions, the final average was only 35% reduction).

A *Harmonization formula* was used during the Tokyo Round of the 1970s. The purpose of using a harmonization formula is to reduce high tariffs more than those that are relatively low.

The *Sector approach* aims at the complete elimination (or harmonization) of tariffs in a given sector and has been used during the Uruguay Round negotiations, as well as also more recently, in the negotiations of the 1997 Information Technology Agreement. The

practice has been for the elimination or harmonization to be agreed only among the Members with significant shares in international trade.

Whatever the negotiating technique used, be it on a bilateral basis, by formula or by sector, or any other method, the result is in principle multilateralized, *i.e.* the concessions are applied on an MFN basis.

Reciprocity in trade negotiations

Central to the negotiating framework for reduction of customs duties since the beginning of the multilateral trading system in 1947 is the principle of reciprocity. It implies that during negotiation rounds to reduce customs duties, each country will make equivalent tariff concessions.

No provision in GATT provides guidance on how reciprocity is to be measured, and it has been left to each government to determine for itself the economic benefits and advantages of the exchange of concessions. During early negotiations, a rather unsophisticated method was used. Each participating government was expected to offer tariff concessions measured in terms of the trade coverage of imports and the depth of tariff cut, equal to what it received from other participating governments. For measuring the value of concessions received by them, the participating governments generally took only those products into consideration of which they were principal or substantial suppliers. In other words, payment (through reciprocal concessions) was made by a government benefiting from a tariff concession on a product only if it was a principal or substantial supplier of that product. The smaller suppliers thus got a "free ride" by virtue of the application of the MFN clause.

The principle of reciprocity remained valid also after the adoption of the linear or formula basis for tariff cuts during the Kennedy and Tokyo Rounds and the reciprocity test was applied for exclusions from, or exceptions to, the applications of the formula. Even for the technique of elimination or harmonization of tariffs in specific sectors the principle is substantially applicable. Sectoral agreements generally ensure that most if not all governments with significant shares of the world export market join the agreement.

Since the early 1960s, however, the concept of non-reciprocity has been accepted in respect of trade negotiations between developed and developing countries. It is elaborated in Part IV of the General Agreement on Tariff and Trade and in the Decision of the GATT CONTRACTING PARTIES known as the Enabling Clause which was agreed on in November 1979 as part of the results of the Tokyo Round.[8] It means that developing countries should not be expected, in the course of trade negotiations, to make contributions which are inconsistent with their individual development, financial and trade needs. However, arrangements under the Enabling Clause "shall not constitute an impediment to the reduction or elimination of tariffs and other restrictions on trade on an MFN basis".

Different types of duties

Many of today's customs duties take one of two forms – *ad valorem* or specific duty. An "*ad valorem*" duty is a customs duty expressed as a percentage of the value of the imported goods and rather difficult to levy since it requires complex procedures to determine the value of goods. The "specific" duty, on the other hand, is a customs duty which is not

related to the value of the imported goods, but to the weight, volume, etc., of the goods. It is levied as a fixed sum per unit of quantity, *e.g.* EUR 2 per kilogram.

However, there are also "compound" or "mixed" duties and "alternative duties". A compound or mixed duty is a customs duty consisting of an *ad valorem* duty to which is added or, less frequently, subtracted a specific duty, *e.g.* 10% + EUR 2 per kilogram, whereas an alternative duty is a duty where a minimum or a maximum tariff protection is ensured by the choice between, in general, an *ad valorem* duty and a specific duty as in the following examples: 10% minimum EUR 2 per kilogram; 10% or EUR 2 per kilogram whichever is less; 10% maximum EUR 2 per kilogram.

Finally, there are so called "Other duties and charges". These include all taxes levied on imports in addition to the customs duties and which are not in conformity with Article VIII (Fees and Formalities) of the General Agreement. Article II:1(b) stipulates that the products described in the schedules "shall be exempt from other duties or charges of any kind imposed in excess of those imposed at the time a concession was granted". Such other duties may include, for instance, a "development tax", a "stamp tax", a "fiscal tax", etc.

The Understanding on the Interpretation of Article II:1(b) of GATT 1994 negotiated during the Uruguay Round is aimed at obtaining greater transparency in the use by governments of other duties and charges. This Understanding, which is legally part of the GATT 1994 itself, requires Members to indicate in their schedules any other duty or charge existing on 15 April 1994. Any duties and charges not notified by then had to be eliminated.

Notes

1. The authors are: Messrs Minoru Tada, *National Research Institute of Fishery Science*, Japan, Yuji Uozumi, *National Research Institute of Far Seas Fisheries*, Japan and Shingo Ota, *Processing and marketing Division, Fisheries Agency of Japan*.
2. Presentation by the WTO representative, Ms. Christina Schröder, Counsellor, Agriculture and Commodities Division at the OECD Fisheries Committee meeting of 15-17 October 2001. Email address: christina.schroder@wto.org
3. Alan D. Minyard, The World Trade Organization: History, Structure, and Analysis, 1996.
4. Australia, Belgium, Brazil, Burma, Canada, Ceylon, Chile, China, Cuba, Czechoslovakia, France, India, Lebanon, Luxembourg, the Netherlands, New Zealand, Norway, Pakistan, Southern Rhodesia, Syria, South Africa, the United Kingdom, and the United States.
5. Paragraph 1(b) of Article II of the GATT.
6. See Article XXVIII of the GATT
7. The exceptions vary from one Member to another and includes products such as energy products, automobiles, iron, steel and some chemical products
8. The Enabling Clause states *inter alia* that the provisions of Article 1 of GATT do not prevent "Regional or global arrangements entered into amongst less-developed Members for the mutual reduction or elimination of tariffs and, in accordance with criteria or conditions which may be prescribed by the Members for the mutual reduction or elimination of non-tariff measures, on products imported from one another".

Table of Contents

Executive Summary 11

Synthesis Report 15
1. Introduction 16
2. Trends in the Fisheries Trade and Resource Situation 16
3. Trade, Investment and Market Policies in Fisheries 18
4. Analytical Framework 22
5. Market Liberalisation: Special Cases with Implications on Resources and Trade 29
6. Linking Theory to Practice 31
7. Conclusions and Further Work 37
Notes 39

Chapter 1. **Markets and Resource Trends** 41
1. Introduction 42
2. Overview of the State of Major Fisheries Resources 44
3. Overview of Trade in Fishery Products 45
4. Groundfish 46
5. Tuna 55
6. Shrimp and Prawns 58
7. Salmon 60
8. Herring 64
9. Mackerel 65
10. Sardine and Pilchard 67
11. Cephalopods 68
12. Fishmeal and Oil 70
Notes 71

Chapter 2. **Preliminary Assessment** 79
1. Introduction 80
2. Tariff Measures 80
3. Non-Tariff Measures 92
4. Government Financial Transfers 100
5. Sanitary and Hygiene Requirements 103
6. Technical Import Requirements 105
7. Access to ports/Joint ventures/Over-the-side sales/Direct landings 106
8. Restriction on Investments 108
9. Restrictions on Services 110

Chapter 3. **Analytical Framework** 147
A. Proposal for an Analytical Classification 148
1. Background 148

2. Aquaculture 149
3. High Seas Fisheries (which are not subject to management regimes) 152
4. Fisheries Operating in Third Countries under Bilateral Access Agreements 154
5. Under-exploited Fisheries with Development Potential 155
6. Summing Up and Some Final Observations 157

B. **Effects of Liberalising trade in Fish, Fishing Services and Investment in Fishing Vessels** 161
1. Introduction 161
2. Management Regimes 163
3. Fishery Dynamics under Open Access 165
4. Effects of Removing Barriers to Trade 167
5. Trade in Fish Products 171
6. Government Financial Transfers 174
7. Investment 178
8. Trade in Fishing Services 180
9. Conclusion 183

C. Effects of Trade Liberalisation on Supply in Selected Fisheries Management Regimes 198
1. Introduction 198
2. Supply Response in Aquaculture 201
3. Supply Responses in Shared Stocks and High Seas Fisheries 204
4. Stocks under Bilateral Access Agreements 206
5. Supply Response in Under-exploited Fisheries 207
6. Supply Response in Multi-species Fisheries 208
7. Conclusion 209

Chapter 4. **Inventory of Trade and Other Measures: National Contributions** 225
Australia 226
Canada 234
European Union 238
Iceland 256
Japan 259
Korea 264
Mexico 268
New Zealand 273
Norway 280
Poland 285
Turkey 287
United States 292

Chapter 5. **Inventory of Investments Measures** 297
Introduction 298
The OECD Code of Liberalisation of Capital Movements 298
Australia 299
Belgium 300
Canada 300
Denmark 300
Finland 301
France 301
Germany 302

LIBERALISING FISHERIES MARKETS – ISBN 92-64-19986-1 – © OECD 2003

Greece 302
Iceland 302
Ireland 302
Italy 302
Japan 303
Korea 303
Mexico 303
Netherlands 304
New Zealand 304
Norway 304
Poland 305
Portugal 305
Spain 306
Sweden 306
Turkey 306
United Kingdom 306
United States 307
Notes 308

Chapter 6. **Case Studies and Other Documentation** 309
Japan: Impact of market liberalisation on fishery resources: a case of tuna fishery 310
Japan: The Economy of Flag-of-Convenience Tuna Fishing Vessels 316
Japan: Analysis of Factors Determining the Decreasing Trends of Bigeye Tuna Resources in the Indian Ocean 321
Spain: Some experience from the Spanish fishing sector: non tariff measures and solutions 332
World Trade Organisation Tariff and Information Paper 337

Preface

This Study is the fruit of comprehensive discussions of various issues related to fisheries market liberalisation within the Committee for Fisheries as part of its Programme of Work 2000-2002. In finalising this work the Committee also adopted a Statement (see Foreword), Executive Summary and Synthesis Report highlighting the key points emanating from the Study. At its 90th Session in October 2002, the Committee for Fisheries decided to make this work and its supporting material available to the public.

Acknowledgments. *This report has been prepared with the active participation and help from Member countries of the OECD. Particular assistance was provided by the Danish, Norwegian and Korean authorities through various secondments. These included Mr. Max Nielsen (on secondment from the Danish Research Institute of Food Economics) who was responsible for the development of the tariff analysis, Ms. Trine Trollvik (seconded from the Norwegian Seafood Export Council) who was instrumental in building the tariff data base and Mr. Ki-Jeong Jeon (on secondment from the Korean fisheries authorities) who is the author of the chapter on Markets and Resource Trends.*

The OECD's Fisheries Division provided overall guidance and co-ordination in the development of this study.

Annex 1

Tariff and trade statistics for fish products

Source

The source of the information on the applied most favoured nation (MFN) duties contained in Table 6.10 below is the WTO Integrated Data Base (IDB). For the pre- and post-Uruguay Round duties in Table 6.10, the source is the IDB Uruguay Round Multilateral Trade Negotiation (MTN)Files (UR-MTN files).

Product coverage

The product coverage is the following:

HS-0301: Live fish.

HS-0302: Fish, fresh or chilled, excluding fish fillets and other fish meat of heading No. 03.04.

HS-0303: Fish, frozen, excluding fish fillets and other fish meat of heading No. 03.04.

HS-0304: Fish fillets and other fish meat (whether or not minced), fresh, chilled or frozen.

HS-0305: Fish, dried, salted or in brine; smoked fish, whether or not cooked before or during the smoking process; flours, meals and pellets of fish, fit for human consumption.

HS-0306: Crustaceans, whether in shell or not, live, fresh, chilled, frozen, dried, salted or in brine; crustaceans, in shell, cooked by steaming or by boiling in water, whether or not chilled, frozen, dried, salted or in brine; flours, meals and pellets of crustaceans, fit for human consumption.

HS-0307: Molluscs, whether in shell or not, live, fresh, chilled, frozen, dried, salted or in brine; aquatic invertebrates other than crustaceans and molluscs, live, fresh, chilled, frozen, dried, salted or in brine; flours, meals and pellets of aquatic invertebrates other than crustaceans fit for human consumption.

HS-0509: Natural sponges of animal origin.

HS-1504: Fats and oils and their fractions, of fish or marine mammals, whether or not refined but not chemically modified.

HS-1603: Extracts and juices of meat, fish or crustaceans, molluscs or other aquatic invertebrates.

HS-1604: Prepared or preserved fish; caviar and caviar substitutes prepared from fish eggs.

HS-1605: Crustaceans, molluscs and other aquatic invertebrates, prepared or preserved.

HS-2301*: Flours, meals and pellets, of meat or meat offal, of fish or of crustaceans, molluscs or other aquatic invertebrates, unfit for human consumption; greaves.

* HS2301 includes only fish item 23.01.20 (Flours, meals and pellets, of fish or of crustaceans, molluscs or other aquatic invertebrates)

LIBERALISING FISHERIES MARKETS – ISBN 92-64-19986-1 – © OECD 2003

Country coverage

The countries for which information was extracted are the following: Argentina, Australia, Canada, Chile, China, the European Communities, Iceland, India, Japan, Korea Rep., Mexico, New Zealand, Norway, Poland, Singapore, Taiwan , Thailand, Turkey and the United States.

Description and Contents of the Tables

Table 6.10 (MFN Customs Duties and Import Volumes for Fish Products in Selected Countries, 1998-2001) shows tariff and trade information related to recent years available for applied MFN duties. The year of the tariff is given for each country. The structure and contents of Table 6.7 are explained in the table below:

Table 6.7 **Structure of MFN Customs duties and import volumes for fish products in selected countries (1998-2001)**

Field	Description
Country	Reporting country
Year	Calendar or fiscal year
HS Heading	4-digit Harmonized System (HS96) heading
Description	4-digit HS96 description
Number of Tariff Lines	Number of national tariff lines within HS heading
Number of Unbound Items	Number of unbound items within HS heading
Ad valorem Duty Rate – Min	Applied minimum *ad valorem* duty rate
Ad valorem Duty Rate – Max	Applied maximum *ad valorem* duty rate
Ad valorem Duty Rate – Avg	Applied average *ad valorem* duty rate
Number of non *ad valorem* Items	Number of items with non-*ad valorem* duties within HS heading for which no *ad valorem* equivalent is available
Quantities (Tonnes)	Import quantities expressed in tonnes
Quantities (other than Tonnes)	Import quantities expressed in other quantity units than in tonnes

Table 6.8 **Structure of Pre- and Post-Uruguay Round customs duties for fish products in selected countries**

Field	Description
Country	Reporting country;
Year	Calendar or fiscal year;
HS Heading	4-digit Harmonized System (HS96) heading
Description	4-digit HS96 description
Number of Tariff Lines	Number of national tariff lines within HS heading;
Pre-Uruguay Round Duty – Number of Unbound Items	Number of unbound items within HS heading for Pre-Uruguay Round duties
Pre-Uruguay Round Duty – Min	Pre-Uruguay Round minimum *ad valorem* duty rate[1]
Pre-Uruguay Round Duty – Max	Pre-Uruguay Round maximum *ad valorem* duty rate
Pre-Uruguay Round Duty – Avg	Pre-Uruguay Round average *ad valorem* duty rate
Post-Uruguay Round Duty – Number of Unbound Items	Number of unbound items within HS heading for Post-Uruguay Round duties
Post-Uruguay Round Duty – Min	Post-Uruguay Round minimum *ad valorem* duty rate
Post-Uruguay Round Duty – Max	Post-Uruguay Round maximum *ad valorem* duty rate
Post-Uruguay Round Duty – Avg	Post-Uruguay Round average *ad valorem* duty rate
"Post-Uruguay Round Duty" – "Number of Items Generated".	Number of pre-Uruguay Round tariff lines for which no offer was available

1. The expression "*ad valorem* duty rate" also includes *ad valorem* equivalents that were provided for non- *ad valorem* duties.

Table 6.9 **List of years available for applied duties and trade statistics**

Country	Applied Duty	Trade	Country	Applied Duty	Trade
Argentina	1998	1998	Korea, Rep.	2000	
Argentina	1999	1999	Mexico	1998	1998
Argentina	2000		Mexico	1999	1999
Argentina	2001		Mexico	2000	
Australia	1998	1998	New Zealand	1997	1997
Australia	1999	1999	New Zealand	1998	
Australia	2000		New Zealand	1999	
Australia	2001		Norway	1998	1998
Canada	1998	1998	Norway	1999	1999
Canada	1999	1999	Norway	2000	
Canada	2000	2000	Norway	2001	
Chile	1998	1998	Poland	2000	1999
Chile	1999	1999	Singapore	1998	1998
Chile	2000		Singapore	1999	1999
China	1996	1997	Singapore	2000	2000
China	1996	1997	Singapore	2001	
EC	1998	1998	Taiwan	1998	1998
EC	1999	1999	Taiwan	1999	1999
EC	2000		Taiwan	2000	
EC	2001		Taiwan	2001	
Iceland	1998	1998	Thailand	1999	1999
India	1996/97	1996/97	Turkey	1997	1997
India	1997/98		Turkey	1998	1998
Japan	1998	1998	Turkey	1999	1999
Japan	1999	1999	United States	1998	1998
Japan	2000		United States	1999	1999
Korea, Rep.	1998	1998	United States	2000	
Korea, Rep.	1999	1999			

Table 6.11 ("Pre- and Post-Uruguay Round Customs Duties for Fish products in Selected Countries") contains information related to the Uruguay Round Negotiations. Post-Uruguay Round MFN duty rates, which represent the concessions offered, correspond to the final stage of implementation of the concessions. When no offer was available, the pre-Uruguay Round MFN duty rates have been used. The number of these tariff lines appears in the last column of the table under "Post-Uruguay Round Duty". "Number of Items Generated". Pre-Uruguay Round MFN duty rates correspond to the bound duties existing at the beginning of the negotiations and, for unbound duties, to the duties normally applied in September 1986. Data for Argentina are not presented as these were not reported in the HS nomenclature but in CCCN (Customs Co-operation Council Nomenclature). The structure and contents of Table 6.11 are explained in the Table 6.8.

Table 6.10. **MFN customs duties and import volumes for fish products in selected countries (1998-2001)**

Country	Year	HS Heading	Description	Number of		*Ad valorem* Duty Rates			Number of	Quantities	
				Tariff Lines	Unbound Items	Min	Max	Avg	Non *ad valorem* Items[2]	Tonnes	Other than Tonnes
ARGENTINA	1998	0 301	Live fish.	9		0	13	7.2	0	12	
		0 302	Fish, fresh or chilled, excluding fish fillets and other fish meat of heading No. 03.04.	22		13	13	13.0	0	924	
		0 303	Fish, frozen, excluding fish fillets and other fish meat of heading No. 03.04.	26		13	13	13.0	0	3 634	
		0 304	Fish fillets and other fish meat (whether or not minced), fresh, chilled or frozen.	4		13	13	13.0	0	698	
		0 305	Fish, dried, salted or in brine; smoked fish, whether or not cooked before or during the smoking process; flours, meals and pellets of fish, fit for human consumption.	14		0	13	9.3	0	585	
		0 306	Crustaceans, whether in shell or not, live, fresh, chilled, frozen, dried, salted or in brine; crustaceans, in shell, cooked by steaming or by boiling in water, whether or not chilled, frozen, dried, salted or in brine; flours, meals and pellets of crustaceans, fit for human consumption.	10		13	13	13.0	0	201	
		0 307	Molluscs, whether in shell or not, live, fresh, chilled, frozen, dried, salted or in brine; aquatic invertebrates other than crustaceans and molluscs, live, fresh, chilled, frozen, dried, salted or in brine; flours, meals and pellets of aquatic invertebrates other than crustaceans fit for human consumption.	15		13	13	13.0	0	1 936	
		0 509	Natural sponges of animal origin.	1		7	7	7.0	0	0	
		1 504	Fats and oils and their fractions, of fish or marine mammals, whether or not refined, but not chemically modified.	5		7	13	10.6	0	8	
		1 603	Extracts and juices of meat, fish or crustaceans, molluscs or other aquatic invertebrates.	1		19	19	19.0	0	4	
		1 604	Prepared or preserved fish; caviar and caviar substitutes prepared from fish eggs.	15		19	19	19.0	0	21 384	
		1 605	Crustaceans, molluscs and other aquatic invertebrates, prepared or preserved.	5		19	19	19.0	0	1 921	
		2 301[1]	Flours, meals and pellets, of meat or meat offal, of fish or of crustaceans, molluscs or other aquatic invertebrates, unfit for human consumption; greaves.	2		9	9	9.0	0	189	
ARGENTINA	1999	0 301	Live fish.	9		0	13	7.2	0	11	
		0 302	Fish, fresh or chilled, excluding fish fillets and other fish meat of heading No. 03.04.	22		3	13	12.5	0	914	
		0 303	Fish, frozen, excluding fish fillets and other fish meat of heading No. 03.04.	26		3	13	12.6	0	2 866	
		0 304	Fish fillets and other fish meat (whether or not minced), fresh, chilled or frozen.	4		13	13	13.0	0	651	
		0 305	Fish, dried, salted or in brine; smoked fish, whether or not cooked before or during the smoking process; flours, meals and pellets of fish, fit for human consumption.	14		0	13	9.3	0	485	
		0 306	Crustaceans, whether in shell or not, live, fresh, chilled, frozen, dried, salted or in brine; crustaceans, in shell, cooked by steaming or by boiling in water, whether or not chilled, frozen, dried, salted or in brine; flours, meals and pellets of crustaceans, fit for human consumption.	10		13	13	13.0	0	245	
		0 307	Molluscs, whether in shell or not, live, fresh, chilled, frozen, dried, salted or in brine; aquatic invertebrates other than crustaceans and molluscs, live, fresh, chilled, frozen, dried, salted or in brine; flours, meals and pellets of aquatic invertebrates other than crustaceans fit for human consumption.	15		13	13	13.0	0	1 937	
		0 509	Natural sponges of animal origin.	1		7	7	7.0	0	0	
		1 504	Fats and oils and their fractions, of fish or marine mammals, whether or not refined, but not chemically modified.	5		7	13	10.6	0	12	
		1 603	Extracts and juices of meat, fish or crustaceans, molluscs or other aquatic invertebrates.	1		19	19	19.0	0	2	

Table 6.10. **MFN customs duties and import volumes for fish products in selected countries (1998-2001)** *(cont.)*

Country	Year	HS Heading	Description	Number of		*Ad valorem* Duty Rates			Number of	Quantities	
				Tariff Lines	Unbound Items	Min	Max	Avg	Non *ad valorem* Items[2]	Tonnes	Other than Tonnes
		1 604	Prepared or preserved fish; caviar and caviar substitutes prepared from fish eggs.	15		19	19	19.0	0	25 568	
		1 605	Crustaceans, molluscs and other aquatic invertebrates, prepared or preserved.	5		19	19	19.0	0	2 314	
		2301*	Flours, meals and pellets, of meat or meat offal, of fish or of crustaceans, molluscs or other aquatic invertebrates, unfit for human consumption; greaves.	2		9	9	9.0	0	171	
ARGENTINA	2000	0 301	Live fish.	9		0	13	7.2	0		
		0 302	Fish, fresh or chilled, excluding fish fillets and other fish meat of heading No. 03.04.	22		3	13	12.5	0		
		0 303	Fish, frozen, excluding fish fillets and other fish meat of heading No. 03.04.	26		3	13	12.6	0		
		0 304	Fish fillets and other fish meat (whether or not minced), fresh, chilled or frozen.	4		13	13	13.0	0		
		0 305	Fish, dried, salted or in brine; smoked fish, whether or not cooked before or during the smoking process; flours, meals and pellets of fish, fit for human consumption.	14		0	13	9.3	0		
		0 306	Crustaceans, whether in shell or not, live, fresh, chilled, frozen, dried, salted or in brine; crustaceans, in shell, cooked by steaming or by boiling in water, whether or not chilled, frozen, dried, salted or in brine; flours, meals and pellets of crustaceans, fit for human consumption.	10		13	13	13.0	0		
		0 307	Molluscs, whether in shell or not, live, fresh, chilled, frozen, dried, salted or in brine; aquatic invertebrates other than crustaceans and molluscs, live, fresh, chilled, frozen, dried, salted or in brine; flours, meals and pellets of aquatic invertebrates other than crustaceans fit for human consumption.	15		13	13	13.0	0		
		0 509	Natural sponges of animal origin.	1		7	7	7.0	0		
		1 504	Fats and oils and their fractions, of fish or marine mammals, whether or not refined, but not chemically modified.	5		7	13	10.6	0		
		1 603	Extracts and juices of meat, fish or crustaceans, molluscs or other aquatic invertebrates.	1		19	19	19.0	0		
		1 604	Prepared or preserved fish; caviar and caviar substitutes prepared from fish eggs.	15		19	19	19.0	0		
		1 605	Crustaceans, molluscs and other aquatic invertebrates, prepared or preserved.	5		19	19	19.0	0		
		2301[1]	Flours, meals and pellets, of meat or meat offal, of fish or of crustaceans, molluscs or other aquatic invertebrates, unfit for human consumption; greaves.	2		9	9	9.0	0		
ARGENTINA	2001	0 301	Live fish.	9		0	12.5	3.6	0		
		0 302	Fish, fresh or chilled, excluding fish fillets and other fish meat of heading No. 03.04.	22		2.5	12.5	12.0	0		
		0 303	Fish, frozen, excluding fish fillets and other fish meat of heading No. 03.04.	26		2.5	12.5	12.1	0		
		0 304	Fish fillets and other fish meat (whether or not minced), fresh, chilled or frozen.	4		12.5	12.5	12.5	0		
		0 305	Fish, dried, salted or in brine; smoked fish, whether or not cooked before or during the smoking process; flours, meals and pellets of fish, fit for human consumption.	14		0	12.5	8.9	0		
		0 306	Crustaceans, whether in shell or not, live, fresh, chilled, frozen, dried, salted or in brine; crustaceans, in shell, cooked by steaming or by boiling in water, whether or not chilled, frozen, dried, salted or in brine; flours, meals and pellets of crustaceans, fit for human consumption.	10		12.5	12.5	12.5	0		
		0 307	Molluscs, whether in shell or not, live, fresh, chilled, frozen, dried, salted or in brine; aquatic invertebrates other than crustaceans and molluscs, live, fresh, chilled, frozen, dried, salted or in brine; flours, meals and pellets of aquatic invertebrates other than crustaceans fit for human consumption.	15		12.5	12.5	12.5	0		

Table 6.10. **MFN customs duties and import volumes for fish products in selected countries (1998-2001)** *(cont.)*

Country	Year	HS Heading	Description	Number of		*Ad valorem* Duty Rates			Number of	Quantities	
				Tariff Lines	Unbound Items	Min	Max	Avg	Non *ad valorem* Items[2]	Tonnes	Other than Tonnes
		0 509	Natural sponges of animal origin.	1		6.5	6.5	6.5	0		
		1 504	Fats and oils and their fractions, of fish or marine mammals, whether or not refined, but not chemically modified.	5		6.5	12.5	10.1	0		
		1 603	Extracts and juices of meat, fish or crustaceans, molluscs or other aquatic invertebrates.	1		18.5	18.5	18.5	0		
		1 604	Prepared or preserved fish; caviar and caviar substitutes prepared from fish eggs.	15		18.5	18.5	18.5	0		
		1 605	Crustaceans, molluscs and other aquatic invertebrates, prepared or preserved.	5		18.5	18.5	18.5	0		
		2301[1]	Flours, meals and pellets, of meat or meat offal, of fish or of crustaceans, molluscs or other aquatic invertebrates, unfit for human consumption; greaves.	2		8.5	8.5	8.5	0		
AUSTRALIA	1998	0 301	Live fish.	5		0	0	0.0	0		7 235 384
		0 302	Fish, fresh or chilled, excluding fish fillets and other fish meat of heading No. 03.04.	21		0	0	0.0	0	3 862	
		0 303	Fish, frozen, excluding fish fillets and other fish meat of heading No. 03.04.	24		0	0	0.0	0	14 121	
		0 304	Fish fillets and other fish meat (whether or not minced), fresh, chilled or frozen.	3		0	0	0.0	0	39 309	
		0 305	Fish, dried, salted or in brine; smoked fish, whether or not cooked before or during the smoking process; flours, meals and pellets of fish, fit for human consumption.	12		0	0	0.0	0	3,160	
		0 306	Crustaceans, whether in shell or not, live, fresh, chilled, frozen, dried, salted or in brine; crustaceans, in shell, cooked by steaming or by boiling in water, whether or not chilled, frozen, dried, salted or in brine; flours, meals and pellets of crustaceans, fit for human consumption.	10		0	0	0.0	0	10 076	
		0 307	Molluscs, whether in shell or not, live, fresh, chilled, frozen, dried, salted or in brine; aquatic invertebrates other than crustaceans and molluscs, live, fresh, chilled, frozen, dried, salted or in brine; flours, meals and pellets of aquatic invertebrates other than crustaceans fit for human consumption.	12		0	0	0.0	0	13 275	
		0 509	Natural sponges of animal origin.	1		0	0	0.0	0	5	
		1 504	Fats and oils and their fractions, of fish or marine mammals, whether or not refined, but not chemically modified.	3		0	0	0.0	0		
		1 603	Extracts and juices of meat, fish or crustaceans, molluscs or other aquatic invertebrates.	1		0	0	0.0	0	124	
		1 604	Prepared or preserved fish; caviar and caviar substitutes prepared from fish eggs.	9		0	5	0.6	0	33 385	
		1 605	Crustaceans, molluscs and other aquatic invertebrates, prepared or preserved.	5		0	0	0.0	0	9 480	
		2 301[1]	Flours, meals and pellets, of meat or meat offal, of fish or of crustaceans, molluscs or other aquatic invertebrates, unfit for human consumption; greaves.	1		0	0	0.0	0	18,089	
AUSTRALIA	1999	0 301	Live fish.	5		0	0	0.0	0		7 238 445
		0 302	Fish, fresh or chilled, excluding fish fillets and other fish meat of heading No. 03.04.	21		0	0	0.0	0	4 336	
		0 303	Fish, frozen, excluding fish fillets and other fish meat of heading No. 03.04.	24		0	0	0.0	0	8,379	
		0 304	Fish fillets and other fish meat (whether or not minced), fresh, chilled or frozen.	3		0	0	0.0	0	44 114	
		0 305	Fish, dried, salted or in brine; smoked fish, whether or not cooked before or during the smoking process; flours, meals and pellets of fish, fit for human consumption.	12		0	0	0.0	0	5 170	

Table 6.10. **MFN customs duties and import volumes for fish products in selected countries (1998-2001)** *(cont.)*

Country	Year	HS Heading	Description	Number of		*Ad valorem* Duty Rates			Number of	Quantities	
				Tariff Lines	Unbound Items	Min	Max	Avg	Non *ad valorem* Items[2]	Tonnes	Other than Tonnes
		0 306	Crustaceans, whether in shell or not, live, fresh, chilled, frozen, dried, salted or in brine; crustaceans, in shell, cooked by steaming or by boiling in water, whether or not chilled, frozen, dried, salted or in brine; flours, meals and pellets of crustaceans, fit for human consumption.	10		0	0	0.0	0	12 339	
		0 307	Molluscs, whether in shell or not, live, fresh, chilled, frozen, dried, salted or in brine; aquatic invertebrates other than crustaceans and molluscs, live, fresh, chilled, frozen, dried, salted or in brine; flours, meals and pellets of aquatic invertebrates other than crustaceans fit for human consumption.	12		0	0	0.0	0	15 779	
		0 509	Natural sponges of animal origin.	1		0	0	0.0	0	5	
		1 504	Fats and oils and their fractions, of fish or marine mammals, whether or not refined, but not chemically modified.	3		0	0	0.0	0		
		1 603	Extracts and juices of meat, fish or crustaceans, molluscs or other aquatic invertebrates.	1		0	0	0.0	0	568	
		1 604	Prepared or preserved fish; caviar and caviar substitutes prepared from fish eggs.	9		0	5	0.6	0	40 038	
		1 605	Crustaceans, molluscs and other aquatic invertebrates, prepared or preserved.	5		0	0	0.0	0	9 682	
		2 301[1]	Flours, meals and pellets, of meat or meat offal, of fish or of crustaceans, molluscs or other aquatic invertebrates, unfit for human consumption; greaves.	1		0	0	0.0	0	22 102	
AUSTRALIA	2000	0 301	Live fish.	5		0	0	0.0	0		
		0 302	Fish, fresh or chilled, excluding fish fillets and other fish meat of heading No. 03.04.	21		0	0	0.0	0		
		0 303	Fish, frozen, excluding fish fillets and other fish meat of heading No. 03.04.	24		0	0	0.0	0		
		0 304	Fish fillets and other fish meat (whether or not minced), fresh, chilled or frozen.	3		0	0	0.0	0		
		0 305	Fish, dried, salted or in brine; smoked fish, whether or not cooked before or during the smoking process; flours, meals and pellets of fish, fit for human consumption.	12		0	0	0.0	0		
		0 306	Crustaceans, whether in shell or not, live, fresh, chilled, frozen, dried, salted or in brine; crustaceans, in shell, cooked by steaming or by boiling in water, whether or not chilled, frozen, dried, salted or in brine; flours, meals and pellets of crustaceans, fit for human consumption.	10		0	0	0.0	0		
		0 307	Molluscs, whether in shell or not, live, fresh, chilled, frozen, dried, salted or in brine; aquatic invertebrates other than crustaceans and molluscs, live, fresh, chilled, frozen, dried, salted or in brine; flours, meals and pellets of aquatic invertebrates other than crustaceans fit for human consumption.	12		0	0	0.0	0		
		0 509	Natural sponges of animal origin.	1		0	0	0.0	0		
		1 504	Fats and oils and their fractions, of fish or marine mammals, whether or not refined, but not chemically modified.	3		0	0	0.0	0		
		1 603	Extracts and juices of meat, fish or crustaceans, molluscs or other aquatic invertebrates.	1		0	0	0.0	0		
		1 604	Prepared or preserved fish; caviar and caviar substitutes prepared from fish eggs.	9		0	5	0.6	0		
		1 605	Crustaceans, molluscs and other aquatic invertebrates, prepared or preserved.	5		0	0	0.0	0		
		2 301[1]	Flours, meals and pellets, of meat or meat offal, of fish or of crustaceans, molluscs or other aquatic invertebrates, unfit for human consumption; greaves.	1		0	0	0.0	0		
AUSTRALIA	2001	0 301	Live fish.	5		0	0	0.0	0		
		0 302	Fish, fresh or chilled, excluding fish fillets and other fish meat of heading No. 03.04.	21		0	0	0.0	0		
		0 303	Fish, frozen, excluding fish fillets and other fish meat of heading No. 03.04.	24		0	0	0.0	0		
		0 304	Fish fillets and other fish meat (whether or not minced), fresh, chilled or frozen.	3		0	0	0.0	0		

Table 6.10. **MFN customs duties and import volumes for fish products in selected countries (1998-2001)** *(cont.)*

Country	Year	HS Heading	Description	Number of		*Ad valorem* Duty Rates			Number of	Quantities	
				Tariff Lines	Unbound Items	Min	Max	Avg	Non *ad valorem* Items[2]	Tonnes	Other than Tonnes
		0 305	Fish, dried, salted or in brine; smoked fish, whether or not cooked before or during the smoking process; flours, meals and pellets of fish, fit for human consumption.	12		0	0	0.0	0		
		0 306	Crustaceans, whether in shell or not, live, fresh, chilled, frozen, dried, salted or in brine; crustaceans, in shell, cooked by steaming or by boiling in water, whether or not chilled, frozen, dried, salted or in brine; flours, meals and pellets of crustaceans, fit for human consumption.	10		0	0	0.0	0		
		0 307	Molluscs, whether in shell or not, live, fresh, chilled, frozen, dried, salted or in brine; aquatic invertebrates other than crustaceans and molluscs, live, fresh, chilled, frozen, dried, salted or in brine; flours, meals and pellets of aquatic invertebrates other than crustaceans fit for human consumption.	12		0	0	0.0	0		
		0 509	Natural sponges of animal origin.	1		0	0	0.0	0		
		1 504	Fats and oils and their fractions, of fish or marine mammals, whether or not refined, but not chemically modified.	3		0	0	0.0	0		
		1 603	Extracts and juices of meat, fish or crustaceans, molluscs or other aquatic invertebrates.	1		0	0	0.0	0		
		1 604	Prepared or preserved fish; caviar and caviar substitutes prepared from fish eggs.	9		0	5	0.6	0		
		1 605	Crustaceans, molluscs and other aquatic invertebrates, prepared or preserved.	5		0	0	0.0	0		
		2301[1]	Flours, meals and pellets, of meat or meat offal, of fish or of crustaceans, molluscs or other aquatic invertebrates, unfit for human consumption; greaves.	1		0	0	0.0	0		
CANADA	1998	0 301	Live fish.	5		0	0	0.0	0	2 822	
		0 302	Fish, fresh or chilled, excluding fish fillets and other fish meat of heading No. 03.04.	21		0	3	0.1	0	33 856	
		0 303	Fish, frozen, excluding fish fillets and other fish meat of heading No. 03.04.	24		0	3	0.1	0	77 518	
		0 304	Fish fillets and other fish meat (whether or not minced), fresh, chilled or frozen.	3		0	0	0.0	0	34 726	
		0 305	Fish, dried, salted or in brine; smoked fish, whether or not cooked before or during the smoking process; flours, meals and pellets of fish, fit for human consumption.	12		0	3	0.3	0	16 751	
		0 306	Crustaceans, whether in shell or not, live, fresh, chilled, frozen, dried, salted or in brine; crustaceans, in shell, cooked by steaming or by boiling in water, whether or not chilled, frozen, dried, salted or in brine; flours, meals and pellets of crustaceans, fit for human consumption.	10		0	5	3.0	0	60 213	
		0 307	Molluscs, whether in shell or not, live, fresh, chilled, frozen, dried, salted or in brine; aquatic invertebrates other than crustaceans and molluscs, live, fresh, chilled, frozen, dried, salted or in brine; flours, meals and pellets of aquatic invertebrates other than crustaceans fit for human consumption.	14		0	4	0.5	0	20 306	
		0 509	Natural sponges of animal origin.	1		0	0	0.0	0		
		1 504	Fats and oils and their fractions, of fish or marine mammals, whether or not refined, but not chemically modified.	5		0	6.5	3.2	0	33 851	
		1 603	Extracts and juices of meat, fish or crustaceans, molluscs or other aquatic invertebrates.	2		3	7.5	5.3	0	1 489	
		1 604	Prepared or preserved fish; caviar and caviar substitutes prepared from fish eggs.	16		0	11	5.4	0	52 366	
		1 605	Crustaceans, molluscs and other aquatic invertebrates, prepared or preserved.	11		0	6.5	3.2	0	13 243	
		2301[1]	Flours, meals and pellets, of meat or meat offal, of fish or of crustaceans, molluscs or other aquatic invertebrates, unfit for human consumption; greaves.	2		0	3	1.5	0	62 198	
CANADA	1999	0 301	Live fish.	5		0	0	0.0	0	3 267	
		0 302	Fish, fresh or chilled, excluding fish fillets and other fish meat of heading No. 03.04.	21		0	3	0.1	0	42 662	

Table 6.10. **MFN customs duties and import volumes for fish products in selected countries (1998-2001)** *(cont.)*

Country	Year	HS Heading	Description	Number of		*Ad valorem* Duty Rates			Number of	Quantities	
				Tariff Lines	Unbound Items	Min	Max	Avg	Non *ad valorem* Items[2]	Tonnes	Other than Tonnes
		0 303	Fish, frozen, excluding fish fillets and other fish meat of heading No. 03.04.	24		0	3	0.1	0	61 291	
		0 304	Fish fillets and other fish meat (whether or not minced), fresh, chilled or frozen.	3		0	0	0.0	0	42 080	
		0 305	Fish, dried, salted or in brine; smoked fish, whether or not cooked before or during the smoking process; flours, meals and pellets of fish, fit for human consumption.	12		0	3	0.3	0	15 540	
		0 306	Crustaceans, whether in shell or not, live, fresh, chilled, frozen, dried, salted or in brine; crustaceans, in shell, cooked by steaming or by boiling in water, whether or not chilled, frozen, dried, salted or in brine; flours, meals and pellets of crustaceans, fit for human consumption.	10		0	5	3.0	0	75 380	
		0 307	Molluscs, whether in shell or not, live, fresh, chilled, frozen, dried, salted or in brine; aquatic invertebrates other than crustaceans and molluscs, live, fresh, chilled, frozen, dried, salted or in brine; flours, meals and pellets of aquatic invertebrates other than crustaceans fit for human consumption.	14		0	4	0.5	0	25 564	
		0 509	Natural sponges of animal origin.	1		0	0	0.0	0		
		1 504	Fats and oils and their fractions, of fish or marine mammals, whether or not refined, but not chemically modified.	5		0	6.5	3.2	0	40 111	
		1 603	Extracts and juices of meat, fish or crustaceans, molluscs or other aquatic invertebrates.	2		3	6.5	4.8	0	1 961	
		1 604	Prepared or preserved fish; caviar and caviar substitutes prepared from fish eggs.	16		0	11	5.4	0	57 606	
		1 605	Crustaceans, molluscs and other aquatic invertebrates, prepared or preserved.	11		0	6.5	3.2	0	15 754	
		2 301[1]	Flours, meals and pellets, of meat or meat offal, of fish or of crustaceans, molluscs or other aquatic invertebrates, unfit for human consumption; greaves.	3		0	3	1.0	0	65 772	
CANADA	2000	0 301	Live fish.	5		0	0	0.0	0	3 043	
		0 302	Fish, fresh or chilled, excluding fish fillets and other fish meat of heading No. 03.04.	21		0	3	0.1	0	48 039	
		0 303	Fish, frozen, excluding fish fillets and other fish meat of heading No. 03.04.	24		0	3	0.1	0	59 839	
		0 304	Fish fillets and other fish meat (whether or not minced), fresh, chilled or frozen.	3		0	0	0.0	0	39 174	
		0 305	Fish, dried, salted or in brine; smoked fish, whether or not cooked before or during the smoking process; flours, meals and pellets of fish, fit for human consumption.	12		0	3	0.3	0	20 309	
		0 306	Crustaceans, whether in shell or not, live, fresh, chilled, frozen, dried, salted or in brine; crustaceans, in shell, cooked by steaming or by boiling in water, whether or not chilled, frozen, dried, salted or in brine; flours, meals and pellets of crustaceans, fit for human consumption.	11		0	5	2.7	0	87 166	
		0 307	Molluscs, whether in shell or not, live, fresh, chilled, frozen, dried, salted or in brine; aquatic invertebrates other than crustaceans and molluscs, live, fresh, chilled, frozen, dried, salted or in brine; flours, meals and pellets of aquatic invertebrates other than crustaceans fit for human consumption.	14		0	4	0.5	0	25 623	
		0 509	Natural sponges of animal origin.	1		0	0	0.0	0		
		1 504	Fats and oils and their fractions, of fish or marine mammals, whether or not refined, but not chemically modified.	5		0	6.5	3.2	0	24 642	
		1 603	Extracts and juices of meat, fish or crustaceans, molluscs or other aquatic invertebrates.	2		3	6	4.5	0	1 762	
		1 604	Prepared or preserved fish; caviar and caviar substitutes prepared from fish eggs.	16		0	11	5.4	0	53 245	
		1 605	Crustaceans, molluscs and other aquatic invertebrates, prepared or preserved.	11		0	6.5	3.2	0	13 188	
		2 301[1]	Flours, meals and pellets, of meat or meat offal, of fish or of crustaceans, molluscs or other aquatic invertebrates, unfit for human consumption; greaves.	3		0	3	1.0	0	97 951	

Table 6.10. **MFN customs duties and import volumes for fish products in selected countries (1998-2001)** *(cont.)*

Country	Year	HS Heading	Description	Number of		*Ad valorem* Duty Rates			Number of	Quantities	
				Tariff Lines	Unbound Items	Min	Max	Avg	Non *ad valorem* Items[2]	Tonnes	Other than Tonnes
CHILE	1998	0 301	Live fish.	9		11	11	11.0	0	4	
		0 302	Fish, fresh or chilled, excluding fish fillets and other fish meat of heading No. 03.04.	25		11	11	11.0	0	2	
		0 303	Fish, frozen, excluding fish fillets and other fish meat of heading No. 03.04.	28		11	11	11.0	0	738	
		0 304	Fish fillets and other fish meat (whether or not minced), fresh, chilled or frozen.	24		11	11	11.0	0	112	
		0 305	Fish, dried, salted or in brine; smoked fish, whether or not cooked before or during the smoking process; flours, meals and pellets of fish, fit for human consumption.	12		11	11	11.0	0	3	
		0 306	Crustaceans, whether in shell or not, live, fresh, chilled, frozen, dried, salted or in brine; crustaceans, in shell, cooked by steaming or by boiling in water, whether or not chilled, frozen, dried, salted or in brine; flours, meals and pellets of crustaceans, fit for human consumption.	18		11	11	11.0	0	266	
		0 307	Molluscs, whether in shell or not, live, fresh, chilled, frozen, dried, salted or in brine; aquatic invertebrates other than crustaceans and molluscs, live, fresh, chilled, frozen, dried, salted or in brine; flours, meals and pellets of aquatic invertebrates other than crustaceans fit for human consumption.	25		11	11	11.0	0	714	
		0 509	Natural sponges of animal origin.	1		11	11	11.0	0	0	
		1 504	Fats and oils and their fractions, of fish or marine mammals, whether or not refined, but not chemically modified.	3		11	11	11.0	0	12 038	
		1 603	Extracts and juices of meat, fish or crustaceans, molluscs or other aquatic invertebrates.	2		11	11	11.0	0	40	
		1 604	Prepared or preserved fish; caviar and caviar substitutes prepared from fish eggs.	19		11	11	11.0	0	7 711	
		1 605	Crustaceans, molluscs and other aquatic invertebrates, prepared or preserved.	19		11	11	11.0	0	132	
		2 301[1]	Flours, meals and pellets, of meat or meat offal, of fish or of crustaceans, molluscs or other aquatic invertebrates, unfit for human consumption; greaves.	3		11	11	11.0	0	757	
CHILE	1999	0 301	Live fish.	9		10	10	10.0	0	4	
		0 302	Fish, fresh or chilled, excluding fish fillets and other fish meat of heading No. 03.04.	25		10	10	10.0	0	3	
		0 303	Fish, frozen, excluding fish fillets and other fish meat of heading No. 03.04.	28		10	10	10.0	0	887	
		0 304	Fish fillets and other fish meat (whether or not minced), fresh, chilled or frozen.	24		10	10	10.0	0	86	
		0 305	Fish, dried, salted or in brine; smoked fish, whether or not cooked before or during the smoking process; flours, meals and pellets of fish, fit for human consumption.	12		10	10	10.0	0	13	
		0 306	Crustaceans, whether in shell or not, live, fresh, chilled, frozen, dried, salted or in brine; crustaceans, in shell, cooked by steaming or by boiling in water, whether or not chilled, frozen, dried, salted or in brine; flours, meals and pellets of crustaceans, fit for human consumption.	18		10	10	10.0	0	259	
		0 307	Molluscs, whether in shell or not, live, fresh, chilled, frozen, dried, salted or in brine; aquatic invertebrates other than crustaceans and molluscs, live, fresh, chilled, frozen, dried, salted or in brine; flours, meals and pellets of aquatic invertebrates other than crustaceans fit for human consumption.	25		10	10	10.0	0	958	
		0 509	Natural sponges of animal origin.	1		10	10	10.0	0	0	
		1 504	Fats and oils and their fractions, of fish or marine mammals, whether or not refined, but not chemically modified.	3		10	10	10.0	0	60 301	
		1 603	Extracts and juices of meat, fish or crustaceans, molluscs or other aquatic invertebrates.	2		10	10	10.0	0	36	
		1 604	Prepared or preserved fish; caviar and caviar substitutes prepared from fish eggs.	19		10	10	10.0	0	7 536	
		1 605	Crustaceans, molluscs and other aquatic invertebrates, prepared or preserved.	19		10	10	10.0	0	36	

Table 6.10. **MFN customs duties and import volumes for fish products in selected countries (1998-2001)** *(cont.)*

Country	Year	HS Heading	Description	Number of		*Ad valorem* Duty Rates			Number of	Quantities	
				Tariff Lines	Unbound Items	Min	Max	Avg	Non *ad valorem* Items[2]	Tonnes	Other than Tonnes
		2 301[1]	Flours, meals and pellets, of meat or meat offal, of fish or of crustaceans, molluscs or other aquatic invertebrates, unfit for human consumption; greaves.	3		10	10	10.0	0	294 959	
CHILE	2000	0 301	Live fish.	9		9	9	9.0	0		
		0 302	Fish, fresh or chilled, excluding fish fillets and other fish meat of heading No. 03.04.	25		9	9	9.0	0		
		0 303	Fish, frozen, excluding fish fillets and other fish meat of heading No. 03.04.	28		9	9	9.0	0		
		0 304	Fish fillets and other fish meat (whether or not minced), fresh, chilled or frozen.	24		9	9	9.0	0		
		0 305	Fish, dried, salted or in brine; smoked fish, whether or not cooked before or during the smoking process; flours, meals and pellets of fish, fit for human consumption.	12		9	9	9.0	0		
		0 306	Crustaceans, whether in shell or not, live, fresh, chilled, frozen, dried, salted or in brine; crustaceans, in shell, cooked by steaming or by boiling in water, whether or not chilled, frozen, dried, salted or in brine; flours, meals and pellets of crustaceans, fit for human consumption.	18		9	9	9.0	0		
		0 307	Molluscs, whether in shell or not, live, fresh, chilled, frozen, dried, salted or in brine; aquatic invertebrates other than crustaceans and molluscs, live, fresh, chilled, frozen, dried, salted or in brine; flours, meals and pellets of aquatic invertebrates other than crustaceans fit for human consumption.	25		9	9	9.0	0		
		0 509	Natural sponges of animal origin.	1		9	9	9.0	0		
		1 504	Fats and oils and their fractions, of fish or marine mammals, whether or not refined, but not chemically modified.	3		9	9	9.0	0		
		1 603	Extracts and juices of meat, fish or crustaceans, molluscs or other aquatic invertebrates.	2		9	9	9.0	0		
		1 604	Prepared or preserved fish; caviar and caviar substitutes prepared from fish eggs.	19		9	9	9.0	0		
		1 605	Crustaceans, molluscs and other aquatic invertebrates, prepared or preserved.	19		9	9	9.0	0		
		2 301[1]	Flours, meals and pellets, of meat or meat offal, of fish or of crustaceans, molluscs or other aquatic invertebrates, unfit for human consumption; greaves.	3		9	9	9.0	0		
CHINA	1996	0 301	Live fish.	9		0	55	19.4	0	429	
		0 302	Fish, fresh or chilled, excluding fish fillets and other fish meat of heading No. 03.04.	21		25	35	29.8	0	12 522	
		0 303	Fish, frozen, excluding fish fillets and other fish meat of heading No. 03.04.	24		25	35	29.6	0	354 384	
		0 304	Fish fillets and other fish meat (whether or not minced), fresh, chilled or frozen.	3		45	45	45.0	0	3 099	
		0 305	Fish, dried, salted or in brine; smoked fish, whether or not cooked before or during the smoking process; flours, meals and pellets of fish, fit for human consumption.	14		3	55	51.3	0	10 173	
		0 306	Crustaceans, whether in shell or not, live, fresh, chilled, frozen, dried, salted or in brine; crustaceans, in shell, cooked by steaming or by boiling in water, whether or not chilled, frozen, dried, salted or in brine; flours, meals and pellets of crustaceans, fit for human consumption.	20		0	45	33.8	0	29 311	
		0 307	Molluscs, whether in shell or not, live, fresh, chilled, frozen, dried, salted or in brine; aquatic invertebrates other than crustaceans and molluscs, live, fresh, chilled, frozen, dried, salted or in brine; flours, meals and pellets of aquatic invertebrates other than crustaceans fit for human consumption.	21		0	55	33.1	0	58 902	
		0 509	Natural sponges of animal origin.	1		20	20	20.0	0	3	
		1 504	Fats and oils and their fractions, of fish or marine mammals, whether or not refined, but not chemically modified.	3		20	35	30.0	0	10 724	
		1 603	Extracts and juices of meat, fish or crustaceans, molluscs or other aquatic invertebrates.	1		45	45	45.0	0	45	

Table 6.10. **MFN customs duties and import volumes for fish products in selected countries (1998-2001)** *(cont.)*

Country	Year	HS Heading	Description	Number of		*Ad valorem* Duty Rates			Number of	Quantities	
				Tariff Lines	Unbound Items	Min	Max	Avg	Non *ad valorem* Items[2]	Tonnes	Other than Tonnes
		1 604	Prepared or preserved fish; caviar and caviar substitutes prepared from fish eggs.	9		45	45	45.0	0	1 557	
		1 605	Crustaceans, molluscs and other aquatic invertebrates, prepared or preserved.	6		45	45	45.0	0	2 231	
		2 301[1]	Flours, meals and pellets, of meat or meat offal, of fish or of crustaceans, molluscs or other aquatic invertebrates, unfit for human consumption; greaves.	2		3	5	4.0	0	884 477	
CHINA	1997	0 301	Live fish.	9		0	40	11.7	0	334	770 272
		0 302	Fish, fresh or chilled, excluding fish fillets and other fish meat of heading No. 03.04.	21		15	25	17.9	0	5 913	
		0 303	Fish, frozen, excluding fish fillets and other fish meat of heading No. 03.04.	24		15	20	18.5	0	393 849	
		0 304	Fish fillets and other fish meat (whether or not minced), fresh, chilled or frozen.	3		30	30	30.0	0	5 962	
		0 305	Fish, dried, salted or in brine; smoked fish, whether or not cooked before or during the smoking process; flours, meals and pellets of fish, fit for human consumption.	14		2	30	27.6	0	6 707	
		0 306	Crustaceans, whether in shell or not, live, fresh, chilled, frozen, dried, salted or in brine; crustaceans, in shell, cooked by steaming or by boiling in water, whether or not chilled, frozen, dried, salted or in brine; flours, meals and pellets of crustaceans, fit for human consumption.	24		0	35	24.0	0	24 916	
		0 307	Molluscs, whether in shell or not, live, fresh, chilled, frozen, dried, salted or in brine; aquatic invertebrates other than crustaceans and molluscs, live, fresh, chilled, frozen, dried, salted or in brine; flours, meals and pellets of aquatic invertebrates other than crustaceans fit for human consumption.	21		0	45	21.9	0	53 406	
		0 509	Natural sponges of animal origin.	1		15	15	15.0	0	6	
		1 504	Fats and oils and their fractions, of fish or marine mammals, whether or not refined, but not chemically modified.	3		15	25	21.7	0	1 760	
		1 603	Extracts and juices of meat, fish or crustaceans, molluscs or other aquatic invertebrates.	1		25	25	25.0	0	724	
		1 604	Prepared or preserved fish; caviar and caviar substitutes prepared from fish eggs.	10		25	25	25.0	0	2 248	
		1 605	Crustaceans, molluscs and other aquatic invertebrates, prepared or preserved.	8		20	25	24.4	0	860	
		2 301[1]	Flours, meals and pellets, of meat or meat offal, of fish or of crustaceans, molluscs or other aquatic invertebrates, unfit for human consumption; greaves.	2		3	5	4.0	0	988 455	
EC	1998	0 301	Live fish.	9		0	16	7.1	0	12 402	
		0 302	Fish, fresh or chilled, excluding fish fillets and other fish meat of heading No. 03.04.	68		0	23	13.2	0	548 533	
		0 303	Fish, frozen, excluding fish fillets and other fish meat of heading No. 03.04.	93		0	23	13.9	0	656 330	
		0 304	Fish fillets and other fish meat (whether or not minced), fresh, chilled or frozen.	62		0	18	10.8	0	743 066	
		0 305	Fish, dried, salted or in brine; smoked fish, whether or not cooked before or during the smoking process; flours, meals and pellets of fish, fit for human consumption.	32		10	20	13.3	0	193 276	
		0 306	Crustaceans, whether in shell or not, live, fresh, chilled, frozen, dried, salted or in brine; crustaceans, in shell, cooked by steaming or by boiling in water, whether or not chilled, frozen, dried, salted or in brine; flours, meals and pellets of crustaceans, fit for human consumption.	29		6	18	11.8	0	300 605	
		0 307	Molluscs, whether in shell or not, live, fresh, chilled, frozen, dried, salted or in brine; aquatic invertebrates other than crustaceans and molluscs, live, fresh, chilled, frozen, dried, salted or in brine; flours, meals and pellets of aquatic invertebrates other than crustaceans fit for human consumption.	34		0	11	7.4	0	402 968	
		0 509	Natural sponges of animal origin.	2		0	6.1	3.1	0	183	

Table 6.10. **MFN customs duties and import volumes for fish products in selected countries (1998-2001)** *(cont.)*

Country	Year	HS Heading	Description	Number of		*Ad valorem* Duty Rates			Number of	Quantities	
				Tariff Lines	Unbound Items	Min	Max	Avg	Non *ad valorem* Items[2]	Tonnes	Other than Tonnes
		1 504	Fats and oils and their fractions, of fish or marine mammals, whether or not refined, but not chemically modified.	8		0	12.9	5.4	0	96 201	
		1 603	Extracts and juices of meat, fish or crustaceans, molluscs or other aquatic invertebrates.	3		0	15.2	5.5	0	2 855	
		1 604	Prepared or preserved fish; caviar and caviar substitutes prepared from fish eggs.	34		5.5	25	18.9	0	463 436	
		1 605	Crustaceans, molluscs and other aquatic invertebrates, prepared or preserved.	11		0	26	17.8	0	103 961	
		2 301[1]	Flours, meals and pellets, of meat or meat offal, of fish or of crustaceans, molluscs or other aquatic invertebrates, unfit for human consumption; greaves.	1		0	0	0.0	0	697 671	
EC	1999	0 301	Live fish.	9		0	16	6.8	0	12 196	
		0 302	Fish, fresh or chilled, excluding fish fillets and other fish meat of heading No. 03.04.	68		0	23	12.9	0	588 289	
		0 303	Fish, frozen, excluding fish fillets and other fish meat of heading No. 03.04.	93		0	23	13.6	0	631 037	
		0 304	Fish fillets and other fish meat (whether or not minced), fresh, chilled or frozen.	62		0	18	10.1	0	655 558	
		0 305	Fish, dried, salted or in brine; smoked fish, whether or not cooked before or during the smoking process; flours, meals and pellets of fish, fit for human consumption.	32		10	20	13.3	0	182 347	
		0 306	Crustaceans, whether in shell or not, live, fresh, chilled, frozen, dried, salted or in brine; crustaceans, in shell, cooked by steaming or by boiling in water, whether or not chilled, frozen, dried, salted or in brine; flours, meals and pellets of crustaceans, fit for human consumption.	29		6	18	11.0	0	286 774	
		0 307	Molluscs, whether in shell or not, live, fresh, chilled, frozen, dried, salted or in brine; aquatic invertebrates other than crustaceans and molluscs, live, fresh, chilled, frozen, dried, salted or in brine; flours, meals and pellets of aquatic invertebrates other than crustaceans fit for human consumption.	34		0	11	7.2	0	434 035	
		0 509	Natural sponges of animal origin.	2		0	5.6	2.8	0	627	
		1 504	Fats and oils and their fractions, of fish or marine mammals, whether or not refined, but not chemically modified.	7		0	11.9	4.0	0	154 662	
		1 603	Extracts and juices of meat, fish or crustaceans, molluscs or other aquatic invertebrates.	3		0	14	4.9	0	3 019	
		1 604	Prepared or preserved fish; caviar and caviar substitutes prepared from fish eggs.	34		5.5	25	18.4	0	472 293	
		1 605	Crustaceans, molluscs and other aquatic invertebrates, prepared or preserved.	11		0	26	17.6	0	106 424	
		2 301[1]	Flours, meals and pellets, of meat or meat offal, of fish or of crustaceans, molluscs or other aquatic invertebrates, unfit for human consumption; greaves.	1		0	0	0.0	0	727 343	
EC	2000	0 301	Live fish	9		0	16	6.8	0		
		0 302	Fish, fresh or chilled, excluding fish fillets and other fish meat of heading No. 03.04.	62		0	23	13.4	0		
		0 304	Fish fillets and other fish meat (whether or not minced), fresh, chilled or frozen.	59		2	18	10.3	0		
		0 305	Fish, dried, salted or in brine; smoked fish, whether or not cooked before or during the smoking process; flours, meals and pellets of fish, fit for human consumption.	32		10	20	13.3	0		
		0 306	Crustaceans, whether in shell or not, live, fresh, chilled, frozen, dried, salted or in brine; crustaceans, in shell, cooked by steaming or by boiling in water, whether or not chilled, frozen, dried, salted or in brine; flours, meals and pellets of crustaceans, fit for human consumption.	29		6	18	11.0	0		
		0 307	Molluscs, whether in shell or not, live, fresh, chilled, frozen, dried, salted or in brine; aquatic invertebrates other than crustaceans and molluscs, live, fresh, chilled, frozen, dried, salted or in brine; flours, meals and pellets of aquatic invertebrates other than crustaceans fit for human consumption.	34		0	11	7.2	0		

Table 6.10. **MFN customs duties and import volumes for fish products in selected countries (1998-2001)** *(cont.)*

Country	Year	HS Heading	Description	Number of		*Ad valorem* Duty Rates			Number of	Quantities	
				Tariff Lines	Unbound Items	Min	Max	Avg	Non *ad valorem* Items[2]	Tonnes	Other than Tonnes
		0 509	Natural sponges of animal origin.	2		0	5.1	2.6	0		
		1 504	Fats and oils and their fractions, of fish or marine mammals, whether or not refined, but not chemically modified.	7		0	10.9	3.7	0		
		1 603	Extracts and juices of meat, fish or crustaceans, molluscs or other aquatic invertebrates.	3		0	12.8	4.3	0		
		1 604	Prepared or preserved fish; caviar and caviar substitutes prepared from fish eggs.	34		5.5	25	18.4	0		
		1 605	Crustaceans, molluscs and other aquatic invertebrates, prepared or preserved.	11		0	26	17.6	0		
		2 301[1]	Flours, meals and pellets, of meat or meat offal, of fish or of crustaceans, molluscs or other aquatic invertebrates, unfit for human consumption; greaves.	1		0	0	0.0	0		
EC	2001	0 301	Live fish.	9		0	16	6.8	0		
		0 302	Fish, fresh or chilled, excluding fish fillets and other fish meat of heading No. 03.04.	67		0	23	12.9	0		
		0 303	Fish, frozen, excluding fish fillets and other fish meat of heading No. 03.04.	93		0	23	13.6	0		
		0 304	Fish fillets and other fish meat (whether or not minced), fresh, chilled or frozen.	63		0	18	10.2	0		
		0 305	Fish, dried, salted or in brine; smoked fish, whether or not cooked before or during the smoking process; flours, meals and pellets of fish, fit for human consumption.	32		10	20	13.3	0		
		0 306	Crustaceans, whether in shell or not, live, fresh, chilled, frozen, dried, salted or in brine; crustaceans, in shell, cooked by steaming or by boiling in water, whether or not chilled, frozen, dried, salted or in brine; flours, meals and pellets of crustaceans, fit for human consumption.	29		6	18	11.0	0		
		0 307	Molluscs, whether in shell or not, live, fresh, chilled, frozen, dried, salted or in brine; aquatic invertebrates other than crustaceans and molluscs, live, fresh, chilled, frozen, dried, salted or in brine; flours, meals and pellets of aquatic invertebrates other than crustaceans fit for human consumption.	34		0	11	7.2	0		
		0 509	Natural sponges of animal origin.	2		0	5.1	2.6	0		
		1 504	Fats and oils and their fractions, of fish or marine mammals, whether or not refined, but not chemically modified.	7		0	10.9	3.7	0		
		1 603	Extracts and juices of meat, fish or crustaceans, molluscs or other aquatic invertebrates.	2		0	12.8	6.4	0		
		1 604	Prepared or preserved fish; caviar and caviar substitutes prepared from fish eggs.	34		5.5	25	18.4	0		
		1 605	Crustaceans, molluscs and other aquatic invertebrates, prepared or preserved.	11		0	26	17.6	0		
		2 301[1]	Flours, meals and pellets, of meat or meat offal, of fish or of crustaceans, molluscs or other aquatic invertebrates, unfit for human consumption; greaves.	1		0	0	0.0	0		
ICELAND	1998	0 301	Live fish.	8		0	0	0.0	0	2	
		0 302	Fish, fresh or chilled, excluding fish fillets and other fish meat of heading No. 03.04.	33		0	0	0.0	0	37 248	
		0 303	Fish, frozen, excluding fish fillets and other fish meat of heading No. 03.04.	46		0	0	0.0	0	14 944	
		0 304	Fish fillets and other fish meat (whether or not minced), fresh, chilled or frozen.	96		0	0	0.0	0	394	
		0 305	Fish, dried, salted or in brine; smoked fish, whether or not cooked before or during the smoking process; flours, meals and pellets of fish, fit for human consumption.	44		0	0	0.0	0	559	

Table 6.10. **MFN customs duties and import volumes for fish products in selected countries (1998-2001)** *(cont.)*

Country	Year	HS Heading	Description	Number of		*Ad valorem* Duty Rates			Number of	Quantities	
				Tariff Lines	Unbound Items	Min	Max	Avg	Non *ad valorem* Items[2]	Tonnes	Other than Tonnes
		0 306	Crustaceans, whether in shell or not, live, fresh, chilled, frozen, dried, salted or in brine; crustaceans, in shell, cooked by steaming or by boiling in water, whether or not chilled, frozen, dried, salted or in brine; flours, meals and pellets of crustaceans, fit for human consumption.	15		0	0	0.0	0	12 968	
		0 307	Molluscs, whether in shell or not, live, fresh, chilled, frozen, dried, salted or in brine; aquatic invertebrates other than crustaceans and molluscs, live, fresh, chilled, frozen, dried, salted or in brine; flours, meals and pellets of aquatic invertebrates other than crustaceans fit for human consumption.	21		0	0	0.0	0	1 993	
		0 509	Natural sponges of animal origin.	1		0	0	0.0	0	0	
		1 504	Fats and oils and their fractions, of fish or marine mammals, whether or not refined, but not chemically modified.	15		0	0	0.0	0	443	
		1 603	Extracts and juices of meat, fish or crustaceans, molluscs or other aquatic invertebrates.	4		0	0	0.0	0	0	
		1 604	Prepared or preserved fish; caviar and caviar substitutes prepared from fish eggs.	47		10	10	10.0	0	337	
		1 605	Crustaceans, molluscs and other aquatic invertebrates, prepared or preserved.	16		10	10	10.0	0	31	
		2 301[1]	Flours, meals and pellets, of meat or meat offal, of fish or of crustaceans, molluscs or other aquatic invertebrates, unfit for human consumption; greaves.	13		0	0	0.0	0	140	
INDIA	1996	0 301	Live fish.	5		12	12	12.0	0	6	
		0 302	Fish, fresh or chilled, excluding fish fillets and other fish meat of heading No. 03.04.	21		12	12	12.0	0	2 851	
		0 303	Fish, frozen, excluding fish fillets and other fish meat of heading No. 03.04.	24		12	12	12.0	0	2	
		0 304	Fish fillets and other fish meat (whether or not minced), fresh, chilled or frozen.	3		12	12	12.0	0	1	
		0 305	Fish, dried, salted or in brine; smoked fish, whether or not cooked before or during the smoking process; flours, meals and pellets of fish, fit for human consumption.	12		12	12	12.0	0	0	
		0 306	Crustaceans, whether in shell or not, live, fresh, chilled, frozen, dried, salted or in brine; crustaceans, in shell, cooked by steaming or by boiling in water, whether or not chilled, frozen, dried, salted or in brine; flours, meals and pellets of crustaceans, fit for human consumption.	10		12	12	12.0	0	18	
		0 307	Molluscs, whether in shell or not, live, fresh, chilled, frozen, dried, salted or in brine; aquatic invertebrates other than crustaceans and molluscs, live, fresh, chilled, frozen, dried, salted or in brine; flours, meals and pellets of aquatic invertebrates other than crustaceans fit for human consumption.	12		12	12	12.0	0	21	
		0 509	Natural sponges of animal origin.	1		12	12	12.0	0	3	
		1 504	Fats and oils and their fractions, of fish or marine mammals, whether or not refined, but not chemically modified.	3		42	42	42.0	0	282	
		1 603	Extracts and juices of meat, fish or crustaceans, molluscs or other aquatic invertebrates.	1		52	52	52.0	0	0	
		1 604	Prepared or preserved fish; caviar and caviar substitutes prepared from fish eggs.	9		52	52	52.0	0	1	
		1 605	Crustaceans, molluscs and other aquatic invertebrates, prepared or preserved.	5		52	52	52.0	0	1	
		2 301[1]	Flours, meals and pellets, of meat or meat offal, of fish or of crustaceans, molluscs or other aquatic invertebrates, unfit for human consumption; greaves.	1		0	0	0.0	0	7 066	
INDIA	1997	0 301	Live fish.	5		15	15	15.0	0		
		0 302	Fish, fresh or chilled, excluding fish fillets and other fish meat of heading No. 03.04.	21		15	15	15.0	0		
		0 303	Fish, frozen, excluding fish fillets and other fish meat of heading No. 03.04.	24		15	15	15.0	0		

Table 6.10. **MFN customs duties and import volumes for fish products in selected countries (1998-2001)** *(cont.)*

Country	Year	HS Heading	Description	Number of		*Ad valorem* Duty Rates			Number of	Quantities	
				Tariff Lines	Unbound Items	Min	Max	Avg	Non *ad valorem* Items[2]	Tonnes	Other than Tonnes
		0 304	Fish fillets and other fish meat (whether or not minced), fresh, chilled or frozen.	3		15	15	15.0	0		
		0 305	Fish, dried, salted or in brine; smoked fish, whether or not cooked before or during the smoking process; flours, meals and pellets of fish, fit for human consumption.	12		15	15	15.0	0		
		0 306	Crustaceans, whether in shell or not, live, fresh, chilled, frozen, dried, salted or in brine; crustaceans, in shell, cooked by steaming or by boiling in water, whether or not chilled, frozen, dried, salted or in brine; flours, meals and pellets of crustaceans, fit for human consumption.	10		15	15	15.0	0		
		0 307	Molluscs, whether in shell or not, live, fresh, chilled, frozen, dried, salted or in brine; aquatic invertebrates other than crustaceans and molluscs, live, fresh, chilled, frozen, dried, salted or in brine; flours, meals and pellets of aquatic invertebrates other than crustaceans fit for human consumption.	12		15	15	15.0	0		
		0 509	Natural sponges of animal origin.	1		15	15	15.0	0		
		1 504	Fats and oils and their fractions, of fish or marine mammals, whether or not refined, but not chemically modified.	3		45	45	45.0	0		
		1 603	Extracts and juices of meat, fish or crustaceans, molluscs or other aquatic invertebrates.	1		45	45	45.0	0		
		1 604	Prepared or preserved fish; caviar and caviar substitutes prepared from fish eggs.	9		45	45	45.0	0		
		1 605	Crustaceans, molluscs and other aquatic invertebrates, prepared or preserved.	5		45	45	45.0	0		
		2 301[1]	Flours, meals and pellets, of meat or meat offal, of fish or of crustaceans, molluscs or other aquatic invertebrates, unfit for human consumption; greaves.	1		0	0	0.0	0		
JAPAN	1998	0 301	Live fish.	13	1	0	10	2.4	0	23 068	
		0 302	Fish, fresh or chilled, excluding fish fillets and other fish meat of heading No. 03.04.	42	9	2.2	10	5.1	0	146 910	
		0 303	Fish, frozen, excluding fish fillets and other fish meat of heading No. 03.04.	51	6	2.2	10	4.7	0	1 089 672	
		0 304	Fish fillets and other fish meat (whether or not minced), fresh, chilled or frozen.	33	4	2.2	10	4.6	0	371 463	
		0 305	Fish, dried, salted or in brine; smoked fish, whether or not cooked before or during the smoking process; flours, meals and pellets of fish, fit for human consumption.	22	6	3	15	11.0	0	20 898	
		0 306	Crustaceans, whether in shell or not, live, fresh, chilled, frozen, dried, salted or in brine; crustaceans, in shell, cooked by steaming or by boiling in water, whether or not chilled, frozen, dried, salted or in brine; flours, meals and pellets of crustaceans, fit for human consumption.	26		1.4	11	4.2	0	378 697	
		0 307	Molluscs, whether in shell or not, live, fresh, chilled, frozen, dried, salted or in brine; aquatic invertebrates other than crustaceans and molluscs, live, fresh, chilled, frozen, dried, salted or in brine; flours, meals and pellets of aquatic invertebrates other than crustaceans fit for human consumption.	51	8	0	15	7.8	0	358 723	
		0 509	Natural sponges of animal origin.	2		0	3.8	1.9	0	18	
		1 504	Fats and oils and their fractions, of fish or marine mammals, whether or not refined, but not chemically modified.	4		0	3.8	2.5	1	27 985	
		1 603	Extracts and juices of meat, fish or crustaceans, molluscs or other aquatic invertebrates.	2		9.6	12.8	11.2	0	4 454	
		1 604	Prepared or preserved fish; caviar and caviar substitutes prepared from fish eggs.	22		6.4	12	9.4	0	158 946	
		1 605	Crustaceans, molluscs and other aquatic invertebrates, prepared or preserved.	26		4.8	11.4	8.3	0	92 818	
		2 301[1]	Flours, meals and pellets, of meat or meat offal, of fish or of crustaceans, molluscs or other aquatic invertebrates, unfit for human consumption; greaves.	2		0	0	0.0	0	329 627	
JAPAN	1999	0 301	Live fish.	13	1	0	10	2.2	0	24 040	

Table 6.10. **MFN customs duties and import volumes for fish products in selected countries (1998-2001)** *(cont.)*

Country	Year	HS Heading	Description	Number of		*Ad valorem* Duty Rates			Number of	Quantities	
				Tariff Lines	Unbound Items	Min	Max	Avg	Non *ad valorem* Items[2]	Tonnes	Other than Tonnes
		0 302	Fish, fresh or chilled, excluding fish fillets and other fish meat of heading No. 03.04.	42	9	2	10	4.8	0	152 195	
		0 303	Fish, frozen, excluding fish fillets and other fish meat of heading No. 03.04.	51	6	2	10	4.4	0	1 262 193	
		0 304	Fish fillets and other fish meat (whether or not minced), fresh, chilled or frozen.	33	4	2	10	4.2	0	404 159	
		0 305	Fish, dried, salted or in brine; smoked fish, whether or not cooked before or during the smoking process; flours, meals and pellets of fish, fit for human consumption.	22	6	2.8	15	10.4	0	19 479	
		0 306	Crustaceans, whether in shell or not, live, fresh, chilled, frozen, dried, salted or in brine; crustaceans, in shell, cooked by steaming or by boiling in water, whether or not chilled, frozen, dried, salted or in brine; flours, meals and pellets of crustaceans, fit for human consumption.	26		1	10	3.8	0	387 587	
		0 307	Molluscs, whether in shell or not, live, fresh, chilled, frozen, dried, salted or in brine; aquatic invertebrates other than crustaceans and molluscs, live, fresh, chilled, frozen, dried, salted or in brine; flours, meals and pellets of aquatic invertebrates other than crustaceans fit for human consumption.	51	8	0	15	7.4	0	398 865	
		0 509	Natural sponges of animal origin.	2		0	3.5	1.8	0	10	
		1 504	Fats and oils and their fractions, of fish or marine mammals, whether or not refined, but not chemically modified.	4		0	3.5	2.3	1	26 427	
		1 603	Extracts and juices of meat, fish or crustaceans, molluscs or other aquatic invertebrates.	2		9.6	13.3	11.5	0	5 079	
		1 604	Prepared or preserved fish; caviar and caviar substitutes prepared from fish eggs.	22		6.4	11	9.2	0	169 566	
		1 605	Crustaceans, molluscs and other aquatic invertebrates, prepared or preserved.	26		4.8	10.5	7.9	0	107 145	
		2 301[1]	Flours, meals and pellets, of meat or meat offal, of fish or of crustaceans, molluscs or other aquatic invertebrates, unfit for human consumption; greaves.	2		0	0	0.0	0	346 329	
JAPAN	2000	0 301	Live fish.	13	1	0	10	2.2	0		
		0 302	Fish, fresh or chilled, excluding fish fillets and other fish meat of heading No. 03.04.	42	9	2	10	4.8	0		
		0 303	Fish, frozen, excluding fish fillets and other fish meat of heading No. 03.04.	51	6	2	10	4.4	0		
		0 304	Fish fillets and other fish meat (whether or not minced), fresh, chilled or frozen.	33	4	2	10	4.4	0		
		0 305	Fish, dried, salted or in brine; smoked fish, whether or not cooked before or during the smoking process; flours, meals and pellets of fish, fit for human consumption.	22	6	2.8	15	10.4	0		
		0 306	Crustaceans, whether in shell or not, live, fresh, chilled, frozen, dried, salted or in brine; crustaceans, in shell, cooked by steaming or by boiling in water, whether or not chilled, frozen, dried, salted or in brine; flours, meals and pellets of crustaceans, fit for human consumption.	26		1	10	3.8	0		
		0 307	Molluscs, whether in shell or not, live, fresh, chilled, frozen, dried, salted or in brine; aquatic invertebrates other than crustaceans and molluscs, live, fresh, chilled, frozen, dried, salted or in brine; flours, meals and pellets of aquatic invertebrates other than crustaceans fit for human consumption.	51	8	0	15	7.4	0		
		0 509	Natural sponges of animal origin.	2		0	3.5	1.8	0		
		1 504	Fats and oils and their fractions, of fish or marine mammals, whether or not refined, but not chemically modified.	4		0	3.5	2.3	1		
		1 603	Extracts and juices of meat, fish or crustaceans, molluscs or other aquatic invertebrates.	2		9.6	12	10.8	0		
		1 604	Prepared or preserved fish; caviar and caviar substitutes prepared from fish eggs.	22		6.4	11	9.2	0		
		1 605	Crustaceans, molluscs and other aquatic invertebrates, prepared or preserved.	26		4.8	10.5	7.9	0		
		2 301[1]	Flours, meals and pellets, of meat or meat offal, of fish or of crustaceans, molluscs or other aquatic invertebrates, unfit for human consumption; greaves.	2		0	0	0.0	0		

Table 6.10. **MFN customs duties and import volumes for fish products in selected countries (1998-2001)** *(cont.)*

Country	Year	HS Heading	Description	Number of		*Ad valorem* Duty Rates			Number of	Quantities	
				Tariff Lines	Unbound Items	Min	Max	Avg	Non *ad valorem* Items[2]	Tonnes	Other than Tonnes
KOREA REP.	1998	0 301	Live fish.	26	19	10	10	10.0	0	10 914	
		0 302	Fish, fresh or chilled, excluding fish fillets and other fish meat of heading No. 03.04.	37	33	20	20	20.0	0	4 467	
		0 303	Fish, frozen, excluding fish fillets and other fish meat of heading No. 03.04.	50	17	10	10	10.0	0	194 207	
		0 304	Fish fillets and other fish meat (whether or not minced), fresh, chilled or frozen.	15	12	10	20	14.0	0	49 047	
		0 305	Fish, dried, salted or in brine; smoked fish, whether or not cooked before or during the smoking process; flours, meals and pellets of fish, fit for human consumption.	38	28	20	20	20.0	0	1 325	
		0 306	Crustaceans, whether in shell or not, live, fresh, chilled, frozen, dried, salted or in brine; crustaceans, in shell, cooked by steaming or by boiling in water, whether or not chilled, frozen, dried, salted or in brine; flours, meals and pellets of crustaceans, fit for human consumption.	19	18	15.2	20	19.7	0	16 964	
		0 307	Molluscs, whether in shell or not, live, fresh, chilled, frozen, dried, salted or in brine; aquatic invertebrates other than crustaceans and molluscs, live, fresh, chilled, frozen, dried, salted or in brine; flours, meals and pellets of aquatic invertebrates other than crustaceans fit for human consumption.	66	60	5	20	18.9	0	45 453	
		0 509	Natural sponges of animal origin.	1		8	8	8.0	0	0	
		1 504	Fats and oils and their fractions, of fish or marine mammals, whether or not refined, but not chemically modified.	5		3	3	3.0	0	5 735	
		1 603	Extracts and juices of meat, fish or crustaceans, molluscs or other aquatic invertebrates.	5	3	30	30	30.0	0	2 011	
		1 604	Prepared or preserved fish; caviar and caviar substitutes prepared from fish eggs.	34	1	20	20	20.0	0	1 169	
		1 605	Crustaceans, molluscs and other aquatic invertebrates, prepared or preserved.	29	23	20	20	20.0	0	10 072	
		2 301[1]	Flours, meals and pellets, of meat or meat offal, of fish or of crustaceans, molluscs or other aquatic invertebrates, unfit for human consumption; greaves.	2		5	5	5.0	0	24 804	
KOREA,REP.	1999	0 301	Live fish.	27	20	10	10	10.0	0	24 424	
		0 302	Fish, fresh or chilled, excluding fish fillets and other fish meat of heading No. 03.04.	37	33	20	20	20.0	0	17 248	
		0 303	Fish, frozen, excluding fish fillets and other fish meat of heading No. 03.04.	51	18	10	10	10.0	0	433 491	
		0 304	Fish fillets and other fish meat (whether or not minced), fresh, chilled or frozen.	15	12	10	20	14.0	0	88 119	
		0 305	Fish, dried, salted or in brine; smoked fish, whether or not cooked before or during the smoking process; flours, meals and pellets of fish, fit for human consumption.	38	29	20	20	20.0	0	3 286	
		0 306	Crustaceans, whether in shell or not, live, fresh, chilled, frozen, dried, salted or in brine; crustaceans, in shell, cooked by steaming or by boiling in water, whether or not chilled, frozen, dried, salted or in brine; flours, meals and pellets of crustaceans, fit for human consumption.	19	18	14	20	19.7	0	31 333	

Table 6.10. **MFN customs duties and import volumes for fish products in selected countries (1998-2001)** *(cont.)*

Country	Year	HS Heading	Description	Number of		*Ad valorem* Duty Rates			Number of	Quantities	
				Tariff Lines	Unbound Items	Min	Max	Avg	Non *ad valorem* Items[2]	Tonnes	Other than Tonnes
		0 307	Molluscs, whether in shell or not, live, fresh, chilled, frozen, dried, salted or in brine; aquatic invertebrates other than crustaceans and molluscs, live, fresh, chilled, frozen, dried, salted or in brine; flours, meals and pellets of aquatic invertebrates other than crustaceans fit for human consumption.	66	60	5	20	18.9	0	73 352	
		0 509	Natural sponges of animal origin.	1		8	8	8.0	0	0	
		1 504	Fats and oils and their fractions, of fish or marine mammals, whether or not refined, but not chemically modified.	5		3	3	3.0	0	7 129	
		1 603	Extracts and juices of meat, fish or crustaceans, molluscs or other aquatic invertebrates.	5	3	30	30	30.0	0	2 773	
		1 604	Prepared or preserved fish; caviar and caviar substitutes prepared from fish eggs.	34	1	20	20	20.0	0	2 214	
		1 605	Crustaceans, molluscs and other aquatic invertebrates, prepared or preserved.	30	24	20	20	20.0	0	18 557	
		2 301[1]	Flours, meals and pellets, of meat or meat offal, of fish or of crustaceans, molluscs or other aquatic invertebrates, unfit for human consumption; greaves	2		5	5	5.0	0	29 411	
KOREA,REP.	2000	0 301	Live fish.	27	20	10	10	10.0	0		
		0 302	Fish, fresh or chilled, excluding fish fillets and other fish meat of heading No. 03.04.	37	33	20	20	20.0	0		
		0 303	Fish, frozen, excluding fish fillets and other fish meat of heading No. 03.04.	52	19	10	10	10.0	0		
		0 304	Fish fillets and other fish meat (whether or not minced), fresh, chilled or frozen.	15	12	10	20	14.0	0		
		0 305	Fish, dried, salted or in brine; smoked fish, whether or not cooked before or during the smoking process; flours, meals and pellets of fish, fit for human consumption.	38	28	20	20	20.0	0		
		0 306	Crustaceans, whether in shell or not, live, fresh, chilled, frozen, dried, salted or in brine; crustaceans, in shell, cooked by steaming or by boiling in water, whether or not chilled, frozen, dried, salted or in brine; flours, meals and pellets of crustaceans, fit for human consumption.	21	19	14	20	19.4	0		
		0 307	Molluscs, whether in shell or not, live, fresh, chilled, frozen, dried, salted or in brine; aquatic invertebrates other than crustaceans and molluscs, live, fresh, chilled, frozen, dried, salted or in brine; flours, meals and pellets of aquatic invertebrates other than crustaceans fit for human consumption.	67	61	5	20	18.9	0		
		0 509	Natural sponges of animal origin.	1		8	8	8.0	0		
		1 504	Fats and oils and their fractions, of fish or marine mammals, whether or not refined, but not chemically modified.	5		3	3	3.0	0		
		1 603	Extracts and juices of meat, fish or crustaceans, molluscs or other aquatic invertebrates.	5	3	30	30	30.0	0		
		1 604	Prepared or preserved fish; caviar and caviar substitutes prepared from fish eggs.	34	1	20	20	20.0	0		
		1 605	Crustaceans, molluscs and other aquatic invertebrates, prepared or preserved.	30	24	20	20	20.0	0		
		2 301[1]	Flours, meals and pellets, of meat or meat offal, of fish or of crustaceans, molluscs or other aquatic invertebrates, unfit for human consumption; greaves.	2		5	5	5.0	0		

Table 6.10. **MFN customs duties and import volumes for fish products in selected countries (1998-2001)** *(cont.)*

Country	Year	HS Heading	Description	Number of		*Ad valorem* Duty Rates			Number of	Quantities	
				Tariff Lines	Unbound Items	Min	Max	Avg	Non *ad valorem* Items[2]	Tonnes	Other than Tonnes
MEXICO	1998	0 301	Live fish.	6		0	20	14.0	0	6 439	
		0 302	Fish, fresh or chilled, excluding fish fillets and other fish meat of heading No. 03.04..	22		10	20	19.5	0	1 709	
		0 303	Fish, frozen, excluding fish fillets and other fish meat of heading No. 03.04	24		10	20	19.2	0	5 381	
		0 304	Fish fillets and other fish meat (whether or not minced), fresh, chilled or frozen.	3		20	20	20.0	0	4 436	
		0 305	Fish, dried, salted or in brine; smoked fish, whether or not cooked before or during the smoking process; flours, meals and pellets of fish, fit for human consumption.	15		20	20	20.0	0	1 155	
		0 306	Crustaceans, whether in shell or not, live, fresh, chilled, frozen, dried, salted or in brine; crustaceans, in shell, cooked by steaming or by boiling in water, whether or not chilled, frozen, dried, salted or in brine; flours, meals and pellets of crustaceans, fit for human consumption.	11		0	20	18.2	0	13 561	
		0 307	Molluscs, whether in shell or not, live, fresh, chilled, frozen, dried, salted or in brine; aquatic invertebrates other than crustaceans and molluscs, live, fresh, chilled, frozen, dried, salted or in brine; flours, meals and pellets of aquatic invertebrates other than crustaceans fit for human consumption.	14		20	20	20.0	0	5 040	
		0 509	Natural sponges of animal origin.	1		20	20	20.0	0	4	
		1 504	Fats and oils and their fractions, of fish or marine mammals, whether or not refined, but not chemically modified.	5		0	10	8.0	0	1 007	
		1 603	Extracts and juices of meat, fish or crustaceans, molluscs or other aquatic invertebrates.	2		20	20	20.0	0	45	
		1 604	Prepared or preserved fish; caviar and caviar substitutes prepared from fish eggs.	13		20	20	20.0	0	5 953	
		1 605	Crustaceans, molluscs and other aquatic invertebrates, prepared or preserved.	6		20	20	20.0	0	1 385	
		2 301[1]	Flours, meals and pellets, of meat or meat offal, of fish or of crustaceans, molluscs or other aquatic invertebrates, unfit for human consumption; greaves.	1		15	15	15.0	0	16 960	
MEXICO	1999	0 301	Live fish.	6		10	30	24.0	0	5 624	
		0 302	Fish, fresh or chilled, excluding fish fillets and other fish meat of heading No. 03.04.	22		20	30	29.5	0	932	
		0 303	Fish, frozen, excluding fish fillets and other fish meat of heading No. 03.04.	24		20	30	29.2	0	10 432	
		0 304	Fish fillets and other fish meat (whether or not minced), fresh, chilled or frozen.	3		30	30	30.0	0	4 368	
		0 305	Fish, dried, salted or in brine; smoked fish, whether or not cooked before or during the smoking process; flours, meals and pellets of fish, fit for human consumption..	15		30	30	30.0	0	1 411	
		0 306	Crustaceans, whether in shell or not, live, fresh, chilled, frozen, dried, salted or in brine; crustaceans, in shell, cooked by steaming or by boiling in water, whether or not chilled, frozen, dried, salted or in brine; flours, meals and pellets of crustaceans, fit for human consumption	11		10	30	28.2	0	4 108	
		0 307	Molluscs, whether in shell or not, live, fresh, chilled, frozen, dried, salted or in brine; aquatic invertebrates other than crustaceans and molluscs, live, fresh, chilled, frozen, dried, salted or in brine; flours, meals and pellets of aquatic invertebrates other than crustaceans fit for human consumption.	14		30	30	30.0	0	4 483	
		0 509	Natural sponges of animal origin.	1		30	30	30.0	0	8	
		1 504	Fats and oils and their fractions, of fish or marine mammals, whether or not refined, but not chemically modified.	5		0	10	8.0	0	57 440	
		1 603	Extracts and juices of meat, fish or crustaceans, molluscs or other aquatic invertebrates.	2		23	23	23.0	0	72	
		1 604	Prepared or preserved fish; caviar and caviar substitutes prepared from fish eggs.	13		23	23	23.0	0	6 742	

Table 6.10. **MFN customs duties and import volumes for fish products in selected countries (1998-2001)** *(cont.)*

Country	Year	HS Heading	Description	Number of		*Ad valorem* Duty Rates			Number of	Quantities	
				Tariff Lines	Unbound Items	Min	Max	Avg	Non *ad valorem* Items[2]	Tonnes	Other than Tonnes
		1 605	Crustaceans, molluscs and other aquatic invertebrates, prepared or preserved.	6		23	23	23.0	0	1 541	
		2 301[1]	Flours, meals and pellets, of meat or meat offal, of fish or of crustaceans, molluscs or other aquatic invertebrates, unfit for human consumption; greaves.	1		18	18	18.0	0	22 341	
MEXICO	2000	0 301	Live fish.	6		10	30	24.0	0		
		0 302	Fish, fresh or chilled, excluding fish fillets and other fish meat of heading No. 03.04.	22		20	30	29.5	0		
		0 303	Fish, frozen, excluding fish fillets and other fish meat of heading No. 03.04.	24		20	30	29.2	0		
		0 304	Fish fillets and other fish meat (whether or not minced), fresh, chilled or frozen.	3		30	30	30.0	0		
		0 305	Fish, dried, salted or in brine; smoked fish, whether or not cooked before or during the smoking process; flours, meals and pellets of fish, fit for human consumption.	15		30	30	30.0	0		
		0 306	Crustaceans, whether in shell or not, live, fresh, chilled, frozen, dried, salted or in brine; crustaceans, in shell, cooked by steaming or by boiling in water, whether or not chilled, frozen, dried, salted or in brine; flours, meals and pellets of crustaceans, fit for human consumption.	11		10	30	28.2	0		
		0 307	Molluscs, whether in shell or not, live, fresh, chilled, frozen, dried, salted or in brine; aquatic invertebrates other than crustaceans and molluscs, live, fresh, chilled, frozen, dried, salted or in brine; flours, meals and pellets of aquatic invertebrates other than crustaceans fit for human consumption	14		30	30	30.0	0		
		0 509	Natural sponges of animal origin.	1		30	30	30.0	0		
		1 504	Fats and oils and their fractions, of fish or marine mammals, whether or not refined, but not chemically modified.	5		0	10	8.0	0		
		1 603	Extracts and juices of meat, fish or crustaceans, molluscs or other aquatic invertebrates.	2		23	23	23.0	0		
		1 604	Prepared or preserved fish; caviar and caviar substitutes prepared from fish eggs.	13		23	23	23.0	0		
		1 605	Crustaceans, molluscs and other aquatic invertebrates, prepared or preserved.	6		23	23	23.0	0		
		2 301[1]	Flours, meals and pellets, of meat or meat offal, of fish or of crustaceans, molluscs or other aquatic invertebrates, unfit for human consumption; greaves.	1		18	18	18.0	0		
NEW ZEALAND	1997	0 301	Live fish.	5		0	0	0.0	0	13	
		0 302	Fish, fresh or chilled, excluding fish fillets and other fish meat of heading No. 03.04.	23		0	0	0.0	0	42	
		0 303	Fish, frozen, excluding fish fillets and other fish meat of heading No. 03.04.	26		0	0	0.0	0	1 178	
		0 304	Fish fillets and other fish meat (whether or not minced), fresh, chilled or frozen.	3		0	0	0.0	0	414	
		0 305	Fish, dried, salted or in brine; smoked fish, whether or not cooked before or during the smoking process; flours, meals and pellets of fish, fit for human consumption.	12		0	0	0.0	0	54	
		0 306	Crustaceans, whether in shell or not, live, fresh, chilled, frozen, dried, salted or in brine; crustaceans, in shell, cooked by steaming or by boiling in water, whether or not chilled, frozen, dried, salted or in brine; flours, meals and pellets of crustaceans, fit for human consumption.	15		0	8.5	2.8	0	987	

Table 6.10. **MFN customs duties and import volumes for fish products in selected countries (1998-2001)** *(cont.)*

Country	Year	HS Heading	Description	Number of		*Ad valorem* Duty Rates			Number of	Quantities	
				Tariff Lines	Unbound Items	Min	Max	Avg	Non *ad valorem* Items[2]	Tonnes	Other than Tonnes
		0 307	Molluscs, whether in shell or not, live, fresh, chilled, frozen, dried, salted or in brine; aquatic invertebrates other than crustaceans and molluscs, live, fresh, chilled, frozen, dried, salted or in brine; flours, meals and pellets of aquatic invertebrates other than crustaceans fit for human consumption.	14		0	7.5	0.5	0	595	173 586
		0 509	Natural sponges of animal origin.	1		0	0	0.0	0	8	41 082
		1 504	Fats and oils and their fractions, of fish or marine mammals, whether or not refined, but not chemically modified.	5		0	8.5	3.4	0		
		1 603	Extracts and juices of meat, fish or crustaceans, molluscs or other aquatic invertebrates.	2		2.5	9.5	6.0	0	77	
		1 604	Prepared or preserved fish; caviar and caviar substitutes prepared from fish eggs.	21		0	9	2.5	0	7 184	
		1 605	Crustaceans, molluscs and other aquatic invertebrates, prepared or preserved.	18		0	8.5	3.1	0	1 005	
		2 301[1]	Flours, meals and pellets, of meat or meat offal, of fish or of crustaceans, molluscs or other aquatic invertebrates, unfit for human consumption; greaves.	1		8.5	8.5	8.5	0	16 101	
NEW ZEALAND	1998	0 301	Live fish.	5		0	0	0.0	0		
		0 302	Fish, fresh or chilled, excluding fish fillets and other fish meat of heading No. 03.04.	23		0	0	0.0	0		
		0 303	Fish, frozen, excluding fish fillets and other fish meat of heading No. 03.04.	26		0	0	0.0	0		
		0 304	Fish fillets and other fish meat (whether or not minced), fresh, chilled or frozen.	3		0	0	0.0	0		
		0 305	Fish, dried, salted or in brine; smoked fish, whether or not cooked before or during the smoking process; flours, meals and pellets of fish, fit for human consumption.	12		0	0	0.0	0		
		0 306	Crustaceans, whether in shell or not, live, fresh, chilled, frozen, dried, salted or in brine; crustaceans, in shell, cooked by steaming or by boiling in water, whether or not chilled, frozen, dried, salted or in brine; flours, meals and pellets of crustaceans, fit for human consumption.	15		0	7.5	2.5	0		
		0 307	Molluscs, whether in shell or not, live, fresh, chilled, frozen, dried, salted or in brine; aquatic invertebrates other than crustaceans and molluscs, live, fresh, chilled, frozen, dried, salted or in brine; flours, meals and pellets of aquatic invertebrates other than crustaceans fit for human consumption.	14		0	6.5	0.5	0		
		0 509	Natural sponges of animal origin.	1		0	0	0.0	0		
		1 504	Fats and oils and their fractions, of fish or marine mammals, whether or not refined, but not chemically modified.	5		0	7.5	3.0	0		
		1 603	Extracts and juices of meat, fish or crustaceans, molluscs or other aquatic invertebrates.	2		0	8	4.0	0		
		1 604	Prepared or preserved fish; caviar and caviar substitutes prepared from fish eggs.	21		0	7.5	2.1	0		
		1 605	Crustaceans, molluscs and other aquatic invertebrates, prepared or preserved.	18		0	7.5	2.5	0		
		2 301[1]	Flours, meals and pellets, of meat or meat offal, of fish or of crustaceans, molluscs or other aquatic invertebrates, unfit for human consumption; greaves.	1		7.5	7.5	7.5	0		
NEW ZEALAND	1999	0 301	Live fish.	5		0	0	0.0	0		
		0 302	Fish, fresh or chilled, excluding fish fillets and other fish meat of heading No. 03.04.	23		0	0	0.0	0		
		0 303	Fish, frozen, excluding fish fillets and other fish meat of heading No. 03.04.	26		0	0	0.0	0		
		0 304	Fish fillets and other fish meat (whether or not minced), fresh, chilled or frozen.	3		0	0	0.0	0		

Table 6.10. **MFN customs duties and import volumes for fish products in selected countries (1998-2001)** *(cont.)*

Country	Year	HS Heading	Description	Number of		*Ad valorem* Duty Rates			Number of	Quantities	
				Tariff Lines	Unbound Items	Min	Max	Avg	Non *ad valorem* Items[2]	Tonnes	Other than Tonnes
		0 305	Fish, dried, salted or in brine; smoked fish, whether or not cooked before or during the smoking process; flours, meals and pellets of fish, fit for human consumption.	12		0	0	0.0	0		
		0 306	Crustaceans, whether in shell or not, live, fresh, chilled, frozen, dried, salted or in brine; crustaceans, in shell, cooked by steaming or by boiling in water, whether or not chilled, frozen, dried, salted or in brine; flours, meals and pellets of crustaceans, fit for human consumption.	15		0	6.5	2.2	0		
		0 307	Molluscs, whether in shell or not, live, fresh, chilled, frozen, dried, salted or in brine; aquatic invertebrates other than crustaceans and molluscs, live, fresh, chilled, frozen, dried, salted or in brine; flours, meals and pellets of aquatic invertebrates other than crustaceans fit for human consumption.	14		0	5	0.4	0		
		0 509	Natural sponges of animal origin.	1		0	0	0.0	0		
		1 504	Fats and oils and their fractions, of fish or marine mammals, whether or not refined, but not chemically modified.	5		0	6.5	2.6	0		
		1 603	Extracts and juices of meat, fish or crustaceans, molluscs or other aquatic invertebrates.	2		0	7	3.5	0		
		1 604	Prepared or preserved fish; caviar and caviar substitutes prepared from fish eggs.	21		0	6.5	2.0	0		
		1 605	Crustaceans, molluscs and other aquatic invertebrates, prepared or preserved.	18		0	6.5	2.2	0		
		2 301[1]	Flours, meals and pellets, of meat or meat offal, of fish or of crustaceans, molluscs or other aquatic invertebrates, unfit for human consumption; greaves.	1		6.5	6.5	6.5	0		
NORWAY	1998	0 301	Live fish.	7		0	0	0.0	0	83	
		0 302	Fish, fresh or chilled, excluding fish fillets and other fish meat of heading No. 03.04.	39		0	0	0.0	0	206 161	
		0 303	Fish, frozen, excluding fish fillets and other fish meat of heading No. 03.04.	40		0	0	0.0	0	76 858	
		0 304	Fish fillets and other fish meat (whether or not minced), fresh, chilled or frozen.	32		0	0	0.0	0	10 501	
		0 305	Fish, dried, salted or in brine; smoked fish, whether or not cooked before or during the smoking process; flours, meals and pellets of fish, fit for human consumption.	37		0	0	0.0	0	6 085	
		0 306	Crustaceans, whether in shell or not, live, fresh, chilled, frozen, dried, salted or in brine; crustaceans, in shell, cooked by steaming or by boiling in water, whether or not chilled, frozen, dried, salted or in brine; flours, meals and pellets of crustaceans, fit for human consumption.	16		0	0	0.0	0	12 878	
		0 307	Molluscs, whether in shell or not, live, fresh, chilled, frozen, dried, salted or in brine; aquatic invertebrates other than crustaceans and molluscs, live, fresh, chilled, frozen, dried, salted or in brine; flours, meals and pellets of aquatic invertebrates other than crustaceans fit for human consumption.	13		0	0	0.0	0	9 949	
		0 509	Natural sponges of animal origin.	1		0	0	0.0	0	1	
		1 504	Fats and oils and their fractions, of fish or marine mammals, whether or not refined, but not chemically modified.	15		0	5.1	0.9	3	157 127	
		1 603	Extracts and juices of meat, fish or crustaceans, molluscs or other aquatic invertebrates.	4		0	0	0.0	2	147	
		1 604	Prepared or preserved fish; caviar and caviar substitutes prepared from fish eggs.	30		0	0	0.0	0	11 815	
		1 605	Crustaceans, molluscs and other aquatic invertebrates, prepared or preserved.	7		0	0	0.0	0	3 311	
		2 301[1]	Flours, meals and pellets, of meat or meat offal, of fish or of crustaceans, molluscs or other aquatic invertebrates, unfit for human consumption; greaves.	2		0	0	0.0	0	99 753	
NORWAY	1999	0 301	Live fish.	7		0	0	0.0	0	103	

Table 6.10. **MFN customs duties and import volumes for fish products in selected countries (1998-2001)** *(cont.)*

Country	Year	HS Heading	Description	Number of		*Ad valorem* Duty Rates			Number of	Quantities	
				Tariff Lines	Unbound Items	Min	Max	Avg	Non *ad valorem* Items[2]	Tonnes	Other than Tonnes
		0 303	Fish, frozen, excluding fish fillets and other fish meat of heading No. 03.04.	40		0	0	0.0	0	83 440	
		0 304	Fish fillets and other fish meat (whether or not minced), fresh, chilled or frozen.	32		0	0	0.0	0	8 588	
		0 305	Fish, dried, salted or in brine; smoked fish, whether or not cooked before or during the smoking process; flours, meals and pellets of fish, fit for human consumption.	37		0	0	0.0	0	4 800	
		0 306	Crustaceans, whether in shell or not, live, fresh, chilled, frozen, dried, salted or in brine; crustaceans, in shell, cooked by steaming or by boiling in water, whether or not chilled, frozen, dried, salted or in brine; flours, meals and pellets of crustaceans, fit for human consumption.	16		0	0	0.0	0	16 554	
		0 307	Molluscs, whether in shell or not, live, fresh, chilled, frozen, dried, salted or in brine; aquatic invertebrates other than crustaceans and molluscs, live, fresh, chilled, frozen, dried, salted or in brine; flours, meals and pellets of aquatic invertebrates other than crustaceans fit for human consumption.	13		0	0	0.0	0	5 613	
		0 509	Natural sponges of animal origin.	1		0	0	0.0	0	4	
		1 504	Fats and oils and their fractions, of fish or marine mammals, whether or not refined, but not chemically modified.	15		0	5.1	0.9	3	219 571	
		1 603	Extracts and juices of meat, fish or crustaceans, molluscs or other aquatic invertebrates.	4		0	0	0.0	2	121	
		1 604	Prepared or preserved fish; caviar and caviar substitutes prepared from fish eggs.	30		0	0	0.0	0	10 262	
		1 605	Crustaceans, molluscs and other aquatic invertebrates, prepared or preserved.	8		0	0	0.0	0	3 114	
		2 301[1]	Flours, meals and pellets, of meat or meat offal, of fish or of crustaceans, molluscs or other aquatic invertebrates, unfit for human consumption; greaves.	2		0	0	0.0	0	144 689	
NORWAY	2000	0 301	Live fish.	7		0	0	0.0	0		
		0 302	Fish, fresh or chilled, excluding fish fillets and other fish meat of heading No. 03.04.	39		0	0	0.0	0		
		0 303	Fish, frozen, excluding fish fillets and other fish meat of heading No. 03.04.	40		0	0	0.0	0		
		0 304	Fish fillets and other fish meat (whether or not minced), fresh, chilled or frozen.	33		0	0	0.0	0		
		0 305	Fish, dried, salted or in brine; smoked fish, whether or not cooked before or during the smoking process; flours, meals and pellets of fish, fit for human consumption.	37		0	0	0.0	0		
		0 306	Crustaceans, whether in shell or not, live, fresh, chilled, frozen, dried, salted or in brine; crustaceans, in shell, cooked by steaming or by boiling in water, whether or not chilled, frozen, dried, salted or in brine; flours, meals and pellets of crustaceans, fit for human consumption.	16		0	0	0.0	0		
		0 307	Molluscs, whether in shell or not, live, fresh, chilled, frozen, dried, salted or in brine; aquatic invertebrates other than crustaceans and molluscs, live, fresh, chilled, frozen, dried, salted or in brine; flours, meals and pellets of aquatic invertebrates other than crustaceans fit for human consumption.	13		0	0	0.0	0		
		0 509	Natural sponges of animal origin.	1		0	0	0.0	0		
		1 504	Fats and oils and their fractions, of fish or marine mammals, whether or not refined, but not chemically modified.	15		0	5.1	0.9	3		
		1 603	Extracts and juices of meat, fish or crustaceans, molluscs or other aquatic invertebrates.	4		0	0	0.0	2		
		1 604	Prepared or preserved fish; caviar and caviar substitutes prepared from fish eggs.	30		0	0	0.0	0		
		1 605	Crustaceans, molluscs and other aquatic invertebrates, prepared or preserved.	9		0	0	0.0	0		
		2 301[1]	Flours, meals and pellets, of meat or meat offal, of fish or of crustaceans, molluscs or other aquatic invertebrates, unfit for human consumption; greaves.	2		0	0	0.0	0		

Table 6.10. **MFN customs duties and import volumes for fish products in selected countries (1998-2001)** *(cont.)*

Country	Year	HS Heading	Description	Number of		*Ad valorem* Duty Rates			Number of	Quantities	
				Tariff Lines	Unbound Items	Min	Max	Avg	Non *ad valorem* Items[2]	Tonnes	Other than Tonnes
NORWAY	2001	0 301	Live fish.	7		0	0	0.0	0		
		0 302	Fish, fresh or chilled, excluding fish fillets and other fish meat of heading No. 03.04.	44		0	0	0.0	0		
		0 303	Fish, frozen, excluding fish fillets and other fish meat of heading No. 03.04.	40		0	0	0.0	0		
		0 304	Fish fillets and other fish meat (whether or not minced), fresh, chilled or frozen.	34		0	0	0.0	0		
		0 305	Fish, dried, salted or in brine; smoked fish, whether or not cooked before or during the smoking process; flours, meals and pellets of fish, fit for human consumption.	37		0	0	0.0	0		
		0 306	Crustaceans, whether in shell or not, live, fresh, chilled, frozen, dried, salted or in brine; crustaceans, in shell, cooked by steaming or by boiling in water, whether or not chilled, frozen, dried, salted or in brine; flours, meals and pellets of crustaceans, fit for human consumption.	16		0	0	0.0	0		
		0 307	Molluscs, whether in shell or not, live, fresh, chilled, frozen, dried, salted or in brine; aquatic invertebrates other than crustaceans and molluscs, live, fresh, chilled, frozen, dried, salted or in brine; flours, meals and pellets of aquatic invertebrates other than crustaceans fit for human consumption.	16		0	0	0.0	0		
		0 509	Natural sponges of animal origin.	1		0	0	0.0	0		
		1 504	Fats and oils and their fractions, of fish or marine mammals, whether or not refined, but not chemically modified.	14		0	5.1	0.9	3		
		1 603	Extracts and juices of meat, fish or crustaceans, molluscs or other aquatic invertebrates.	4		0	0	0.0	2		
		1 604	Prepared or preserved fish; caviar and caviar substitutes prepared from fish eggs.	30		0	0	0.0	0		
		1 605	Crustaceans, molluscs and other aquatic invertebrates, prepared or preserved.	9		0	0	0.0	0		
		2 301[1]	Flours, meals and pellets, of meat or meat offal, of fish or of crustaceans, molluscs or other aquatic invertebrates, unfit for human consumption; greaves.	2		0	0	0.0	0		
POLAND[3]	2000	0 301	Live fish.	17	17	5	40	11.2	0	1 695	
		0 302	Fish, fresh or chilled, excluding fish fillets and other fish meat of heading No. 03.04.	72	72	5	25	14.3	0	6 323	
		0 303	Fish, frozen, excluding fish fillets and other fish meat of heading No. 03.04.	98	98	5	25	14.3	0	26 246	
		0 304	Fish fillets and other fish meat (whether or not minced), fresh, chilled or frozen.	61	53	5	20	13.9	0	40 765	
		0 305	Fish, dried, salted or in brine; smoked fish, whether or not cooked before or during the smoking process; flours, meals and pellets of fish, fit for human consumption.	32	32	10	20	15.2	0	1 487	
		0 306	Crustaceans, whether in shell or not, live, fresh, chilled, frozen, dried, salted or in brine; crustaceans, in shell, cooked by steaming or by boiling in water, whether or not chilled, frozen, dried, salted or in brine; flours, meals and pellets of crustaceans, fit for human consumption.	29	26	15	30	28.4	0	3 946	
		0 307	Molluscs, whether in shell or not, live, fresh, chilled, frozen, dried, salted or in brine; aquatic invertebrates other than crustaceans and molluscs, live, fresh, chilled, frozen, dried, salted or in brine; flours, meals and pellets of aquatic invertebrates other than crustaceans fit for human consumption.	34	34	10	30	19.4	0	389	
		0 509	Natural sponges of animal origin.	2		5	5	5.0	0	1	

Table 6.10. **MFN customs duties and import volumes for fish products in selected countries (1998-2001)** *(cont.)*

Country	Year	HS Heading	Description	Number of		*Ad valorem* Duty Rates			Number of	Quantities	
				Tariff Lines	Unbound Items	Min	Max	Avg	Non *ad valorem* Items[2]	Tonnes	Other than Tonnes
		1 504	Fats and oils and their fractions, of fish or marine mammals, whether or not refined, but not chemically modified.	7	7	5	20	12.9	0	80	
		1 603	Extracts and juices of meat, fish or crustaceans, molluscs or other aquatic invertebrates.	3		30	30	30.0	0	31	
		1 604	Prepared or preserved fish; caviar and caviar substitutes prepared from fish eggs.	34	3 4	35	55	36.5	0	16 607	
		1 605	Crustaceans, molluscs and other aquatic invertebrates, prepared or preserved.	11		35	45	41.4	0	695	
		2 301[1]	Flours, meals and pellets, of meat or meat offal, of fish or of crustaceans, molluscs or other aquatic invertebrates, unfit for human consumption; greaves.	1		10	10	10.0	0	1 869	
SINGAPORE	1998	0 301	Live fish.	9		0	0	0.0	0	3 349	1 441 120
		0 302	Fish, fresh or chilled, excluding fish fillets and other fish meat of heading No. 03.04.	22		0	0	0.0	0	23 047	
		0 303	Fish, frozen, excluding fish fillets and other fish meat of heading No. 03.04.	25		0	0	0.0	0	51 371	
		0 304	Fish fillets and other fish meat (whether or not minced), fresh, chilled or frozen.	3		0	0	0.0	0	9 743	
		0 305	Fish, dried, salted or in brine; smoked fish, whether or not cooked before or during the smoking process; flours, meals and pellets of fish, fit for human consumption.	13		0	0	0.0	0	2 983	
		0 306	Crustaceans, whether in shell or not, live, fresh, chilled, frozen, dried, salted or in brine; crustaceans, in shell, cooked by steaming or by boiling in water, whether or not chilled, frozen, dried, salted or in brine; flours, meals and pellets of crustaceans, fit for human consumption.	15		0	0	0.0	0	18 876	
		0 307	Molluscs, whether in shell or not, live, fresh, chilled, frozen, dried, salted or in brine; aquatic invertebrates other than crustaceans and molluscs, live, fresh, chilled, frozen, dried, salted or in brine; flours, meals and pellets of aquatic invertebrates other than crustaceans fit for human consumption.	20		0	0	0.0	0	20 113	
		0 509	Natural sponges of animal origin.	1		0	0	0.0	0	2	
		1 504	Fats and oils and their fractions, of fish or marine mammals, whether or not refined, but not chemically modified.	4		0	0	0.0	0	175	
		1 603	Extracts and juices of meat, fish or crustaceans, molluscs or other aquatic invertebrates.	4	2	0	0	0.0	0	1 670	
		1 604	Prepared or preserved fish; caviar and caviar substitutes prepared from fish eggs.	12		0	0	0.0	0	16 023	
		1 605	Crustaceans, molluscs and other aquatic invertebrates, prepared or preserved.	6		0	0	0.0	0	3 425	
		2 301[1]	Flours, meals and pellets, of meat or meat offal, of fish or of crustaceans, molluscs or other aquatic invertebrates, unfit for human consumption; greaves.	1		0	0	0.0	0	2 690	
SINGAPORE	1999	0 301	Live fish.	9		0	0	0.0	0	3 411	1 452 503
		0 302	Fish, fresh or chilled, excluding fish fillets and other fish meat of heading No. 03.04.	22		0	0	0.0	0	27 405	
		0 303	Fish, frozen, excluding fish fillets and other fish meat of heading No. 03.04.	25		0	0	0.0	0	55 160	
		0 304	Fish fillets and other fish meat (whether or not minced), fresh, chilled or frozen.	3		0	0	0.0	0	12 969	
		0 305	Fish, dried, salted or in brine; smoked fish, whether or not cooked before or during the smoking process; flours, meals and pellets of fish, fit for human consumption.	13		0	0	0.0	0	3 896	
		0 306	Crustaceans, whether in shell or not, live, fresh, chilled, frozen, dried, salted or in brine; crustaceans, in shell, cooked by steaming or by boiling in water, whether or not chilled, frozen, dried, salted or in brine; flours, meals and pellets of crustaceans, fit for human consumption.	15		0	0	0.0	0	18 497	

Table 6.10. **MFN customs duties and import volumes for fish products in selected countries (1998-2001)** *(cont.)*

Country	Year	HS Heading	Description	Number of		*Ad valorem* Duty Rates			Number of	Quantities	
				Tariff Lines	Unbound Items	Min	Max	Avg	Non *ad valorem* Items[2]	Tonnes	Other than Tonnes
		0 307	Molluscs, whether in shell or not, live, fresh, chilled, frozen, dried, salted or in brine; aquatic invertebrates other than crustaceans and molluscs, live, fresh, chilled, frozen, dried, salted or in brine; flours, meals and pellets of aquatic invertebrates other than crustaceans fit for human consumption.	20		0	0	0.0	0	28 999	
		0 509	Natural sponges of animal origin.	1		0	0	0.0	0	6	
		1 504	Fats and oils and their fractions, of fish or marine mammals, whether or not refined, but not chemically modified.	4		0	0	0.0	0	234	
		1 603	Extracts and juices of meat, fish or crustaceans, molluscs or other aquatic invertebrates.	4	2	0	0	0.0	0	2 120	
		1 604	Prepared or preserved fish; caviar and caviar substitutes prepared from fish eggs.	12		0	0	0.0	0	22 785	
		1 605	Crustaceans, molluscs and other aquatic invertebrates, prepared or preserved.	6		0	0	0.0	0	5 623	
		2 301[1]	Flours, meals and pellets, of meat or meat offal, of fish or of crustaceans, molluscs or other aquatic invertebrates, unfit for human consumption; greaves.	1		0	0	0.0	0	2,856	
SINGAPORE	2000	0 301	Live fish.	9		0	0	0.0	0	3 797	1 458 605
		0 302	Fish, fresh or chilled, excluding fish fillets and other fish meat of heading No. 03.04.	22		0	0	0.0	0	27 233	
		0 303	Fish, frozen, excluding fish fillets and other fish meat of heading No. 03.04.	25		0	0	0.0	0	52 741	
		0 304	Fish fillets and other fish meat (whether or not minced), fresh, chilled or frozen.	3		0	0	0.0	0	12 232	
		0 305	Fish, dried, salted or in brine; smoked fish, whether or not cooked before or during the smoking process; flours, meals and pellets of fish, fit for human consumption.	13		0	0	0.0	0	3 908	
		0 306	Crustaceans, whether in shell or not, live, fresh, chilled, frozen, dried, salted or in brine; crustaceans, in shell, cooked by steaming or by boiling in water, whether or not chilled, frozen, dried, salted or in brine; flours, meals and pellets of crustaceans, fit for human consumption.	15		0	0	0.0	0	19 012	
		0 307	Molluscs, whether in shell or not, live, fresh, chilled, frozen, dried, salted or in brine; aquatic invertebrates other than crustaceans and molluscs, live, fresh, chilled, frozen, dried, salted or in brine; flours, meals and pellets of aquatic invertebrates other than crustaceans fit for human consumption.	20		0	0	0.0	0	24 691	
		0 509	Natural sponges of animal origin.	1		0	0	0.0	0	4	
		1 504	Fats and oils and their fractions, of fish or marine mammals, whether or not refined, but not chemically modified.	4		0	0	0.0	0	296	
		1 603	Extracts and juices of meat, fish or crustaceans, molluscs or other aquatic invertebrates.	4	2	0	0	0.0	0	1 467	
		1 604	Prepared or preserved fish; caviar and caviar substitutes prepared from fish eggs.	12		0	0	0.0	0	25 923	
		1 605	Crustaceans, molluscs and other aquatic invertebrates, prepared or preserved.	6		0	0	0.0	0	5 351	
		2 301[1]	Flours, meals and pellets, of meat or meat offal, of fish or of crustaceans, molluscs or other aquatic invertebrates, unfit for human consumption; greaves.	1		0	0	0.0	0	3 864	
SINGAPORE	2001	0 301	Live fish.	9		0	0	0.0	0		
		0 302	Fish, fresh or chilled, excluding fish fillets and other fish meat of heading No. 03.04.	22		0	0	0.0	0		
		0 303	Fish, frozen, excluding fish fillets and other fish meat of heading No. 03.04.	25		0	0	0.0	0		

Table 6.10. **MFN customs duties and import volumes for fish products in selected countries (1998-2001)** *(cont.)*

Country	Year	HS Heading	Description	Number of		*Ad valorem* Duty Rates			Number of	Quantities	
				Tariff Lines	Unbound Items	Min	Max	Avg	Non *ad valorem* Items[2]	Tonnes	Other than Tonnes
		0 304	Fish fillets and other fish meat (whether or not minced), fresh, chilled or frozen.	3		0	0	0.0	0		
		0 305	Fish, dried, salted or in brine; smoked fish, whether or not cooked before or during the smoking process; flours, meals and pellets of fish, fit for human consumption.	13		0	0	0.0	0		
		0 306	Crustaceans, whether in shell or not, live, fresh, chilled, frozen, dried, salted or in brine; crustaceans, in shell, cooked by steaming or by boiling in water, whether or not chilled, frozen, dried, salted or in brine; flours, meals and pellets of crustaceans, fit for human consumption.	15		0	0	0.0	0		
		0 307	Molluscs, whether in shell or not, live, fresh, chilled, frozen, dried, salted or in brine; aquatic invertebrates other than crustaceans and molluscs, live, fresh, chilled, frozen, dried, salted or in brine; flours, meals and pellets of aquatic invertebrates other than crustaceans fit for human consumption.	20		0	0	0.0	0		
		0 509	Natural sponges of animal origin.	1		0	0	0.0	0		
		1 504	Fats and oils and their fractions, of fish or marine mammals, whether or not refined, but not chemically modified.	4		0	0	0.0	0		
		1 603	Extracts and juices of meat, fish or crustaceans, molluscs or other aquatic invertebrates.	4	2	0	0	0.0	0		
		1 604	Prepared or preserved fish; caviar and caviar substitutes prepared from fish eggs.	12		0	0	0.0	0		
		1 605	Crustaceans, molluscs and other aquatic invertebrates, prepared or preserved.	6		0	0	0.0	0		
		2 301[1]	Flours, meals and pellets, of meat or meat offal, of fish or of crustaceans, molluscs or other aquatic invertebrates, unfit for human consumption; greaves.	1		0	0	0.0	0		
TAIWAN	1998	0 301	Live fish.	35		0	45	13.9	1		
		0 302	Fish, fresh or chilled, excluding fish fillets and other fish meat of heading No. 03.04.	42		12.5	42.5	27.0	5		
		0 303	Fish, frozen, excluding fish fillets and other fish meat of heading No. 03.04.	49		12.5	50	31.2	5		
		0 304	Fish fillets and other fish meat (whether or not minced), fresh, chilled or frozen.	39		15	45	30.7	2		
		0 305	Fish, dried, salted or in brine; smoked fish, whether or not cooked before or during the smoking process; flours, meals and pellets of fish, fit for human consumption.	47		9	42.5	34.2	3		
		0 306	Crustaceans, whether in shell or not, live, fresh, chilled, frozen, dried, salted or in brine; crustaceans, in shell, cooked by steaming or by boiling in water, whether or not chilled, frozen, dried, salted or in brine; flours, meals and pellets of crustaceans, fit for human consumption.	46		0	40	26.8	13		
		0 307	Molluscs, whether in shell or not, live, fresh, chilled, frozen, dried, salted or in brine; aquatic invertebrates other than crustaceans and molluscs, live, fresh, chilled, frozen, dried, salted or in brine; flours, meals and pellets of aquatic invertebrates other than crustaceans fit for human consumption.	74		0	50	36.5	34		
		0 509	Natural sponges of animal origin.	1		22	22	22.0	0		
		1 504	Fats and oils and their fractions, of fish or marine mammals, whether or not refined, but not chemically modified.	3		2.5	10	6.3	0		
		1 603	Extracts and juices of meat, fish or crustaceans, molluscs or other aquatic invertebrates.	1		30	30	30.0	0		
		1 604	Prepared or preserved fish; caviar and caviar substitutes prepared from fish eggs.	63		12.5	40	32.7	0		

Table 6.10. **MFN customs duties and import volumes for fish products in selected countries (1998-2001)** *(cont.)*

Country	Year	HS Heading	Description	Number of		*Ad valorem* Duty Rates			Number of	Quantities	
				Tariff Lines	Unbound Items	Min	Max	Avg	Non *ad valorem* Items[2]	Tonnes	Other than Tonnes
		1 605	Crustaceans, molluscs and other aquatic invertebrates, prepared or preserved.	46		20	50	31.0	6		
		2 301[1]	Flours, meals and pellets, of meat or meat offal, of fish or of crustaceans, molluscs or other aquatic invertebrates, unfit for human consumption; greaves.	2		0	0	0.0	0		
TAIWAN	1999	0 301	Live fish.	8		0	45	19.4	1	1 972	
		0 302	Fish, fresh or chilled, excluding fish fillets and other fish meat of heading No. 03.04.	33		12.5	42.5	25.1	5	9 641	
		0 303	Fish, frozen, excluding fish fillets and other fish meat of heading No. 03.04.	35		12.5	50	26.7	5	31 873	
		0 304	Fish fillets and other fish meat (whether or not minced), fresh, chilled or frozen.	14		15	45	23.4	2	18 082	
		0 305	Fish, dried, salted or in brine; smoked fish, whether or not cooked before or during the smoking process; flours, meals and pellets of fish, fit for human consumption.	21		9	42.5	27.7	1	732	
		0 306	Crustaceans, whether in shell or not, live, fresh, chilled, frozen, dried, salted or in brine; crustaceans, in shell, cooked by steaming or by boiling in water, whether or not chilled, frozen, dried, salted or in brine; flours, meals and pellets of crustaceans, fit for human consumption.	23		0	40	28.1	10	30 766	
		0 307	Molluscs, whether in shell or not, live, fresh, chilled, frozen, dried, salted or in brine; aquatic invertebrates other than crustaceans and molluscs, live, fresh, chilled, frozen, dried, salted or in brine; flours, meals and pellets of aquatic invertebrates other than crustaceans fit for human consumption.	52		0	50	34.2	26	11 119	
		0 509	Natural sponges of animal origin.	1		22	22	22.0	0	0	
		1 504	Fats and oils and their fractions, of fish or marine mammals, whether or not refined, but not chemically modified.	3		2.5	10	6.3	0	8 049	
		1 603	Extracts and juices of meat, fish or crustaceans, molluscs or other aquatic invertebrates.	1		30	30	30.0	0	56	
		1 604	Prepared or preserved fish; caviar and caviar substitutes prepared from fish eggs.	14		12.5	40	29.5	0	5 765	
		1 605	Crustaceans, molluscs and other aquatic invertebrates, prepared or preserved.	12		20	50	31.8	2	4 067	
		2 301[1]	Flours, meals and pellets, of meat or meat offal, of fish or of crustaceans, molluscs or other aquatic invertebrates, unfit for human consumption; greaves	2		0	0	0.0	0	293 914	
TAIWAN	2000	0 301	Live fish.	8		0	45	19.4	1		
		0 302	Fish, fresh or chilled, excluding fish fillets and other fish meat of heading No. 03.04.	33		12.5	42.5	25.1	5		
		0 303	Fish, frozen, excluding fish fillets and other fish meat of heading No. 03.04.	35		12.5	50	26.7	5		
		0 304	Fish fillets and other fish meat (whether or not minced), fresh, chilled or frozen.	14		15	45	23.4	2		
		0 305	Fish, dried, salted or in brine; smoked fish, whether or not cooked before or during the smoking process; flours, meals and pellets of fish, fit for human consumption.	21		9	42.5	27.7	1		
		0 306	Crustaceans, whether in shell or not, live, fresh, chilled, frozen, dried, salted or in brine; crustaceans, in shell, cooked by steaming or by boiling in water, whether or not chilled, frozen, dried, salted or in brine; flours, meals and pellets of crustaceans, fit for human consumption.	23		0	40	28.1	10		
		0 307	Molluscs, whether in shell or not, live, fresh, chilled, frozen, dried, salted or in brine; aquatic invertebrates other than crustaceans and molluscs, live, fresh, chilled, frozen, dried, salted or in brine; flours, meals and pellets of aquatic invertebrates other than crustaceans fit for human consumption.	52		0	50	34.2	26		
		0 509	Natural sponges of animal origin.	1		22	22	22.0	0		
		1 504	Fats and oils and their fractions, of fish or marine mammals, whether or not refined, but not chemically modified.	3		2.5	10	6.3	0		

Table 6.10. **MFN customs duties and import volumes for fish products in selected countries (1998-2001)** *(cont.)*

Country	Year	HS Heading	Description	Number of		*Ad valorem* Duty Rates			Number of	Quantities	
				Tariff Lines	Unbound Items	Min	Max	Avg	Non *ad valorem* Items[2]	Tonnes	Other than Tonnes
		1 603	Extracts and juices of meat, fish or crustaceans, molluscs or other aquatic invertebrates.	1		30	30	30.0	0		
		1 604	Prepared or preserved fish; caviar and caviar substitutes prepared from fish eggs.	14		12.5	40	29.5	0		
		1 605	Crustaceans, molluscs and other aquatic invertebrates, prepared or preserved.	12		20	50	31.8	2		
		2 301[1]	Flours, meals and pellets, of meat or meat offal, of fish or of crustaceans, molluscs or other aquatic invertebrates, unfit for human consumption; greaves.	2		0	0	0.0	0		
TAIWAN	2001	0 301	Live fish.	8		0	45	19.4	1		
		0 302	Fish, fresh or chilled, excluding fish fillets and other fish meat of heading No. 03.04.	33		12.5	42.5	25.1	5		
		0 303	Fish, frozen, excluding fish fillets and other fish meat of heading No. 03.04.	35		12.5	50	26.7	5		
		0 304	Fish fillets and other fish meat (whether or not minced), fresh, chilled or frozen.	14		15	45	23.4	2		
		0 305	Fish, dried, salted or in brine; smoked fish, whether or not cooked before or during the smoking process; flours, meals and pellets of fish, fit for human consumption.	21		9	42.5	27.7	1		
		0 306	Crustaceans, whether in shell or not, live, fresh, chilled, frozen, dried, salted or in brine; crustaceans, in shell, cooked by steaming or by boiling in water, whether or not chilled, frozen, dried, salted or in brine; flours, meals and pellets of crustaceans, fit for human consumption.	23		0	40	28.1	10		
		0 307	Molluscs, whether in shell or not, live, fresh, chilled, frozen, dried, salted or in brine; aquatic invertebrates other than crustaceans and molluscs, live, fresh, chilled, frozen, dried, salted or in brine; flours, meals and pellets of aquatic invertebrates other than crustaceans fit for human consumption.	52		0	50	34.2	26		
		0 509	Natural sponges of animal origin.	1		22	22	22.0	0		
		1 504	Fats and oils and their fractions, of fish or marine mammals, whether or not refined, but not chemically modified.	3		2.5	10	6.3	0		
		1 603	Extracts and juices of meat, fish or crustaceans, molluscs or other aquatic invertebrates.	1		30	30	30.0	0		
		1 604	Prepared or preserved fish; caviar and caviar substitutes prepared from fish eggs.	14		12.5	40	29.5	0		
		1 605	Crustaceans, molluscs and other aquatic invertebrates, prepared or preserved.	12		20	50	31.8	2		
		2 301[1]	Flours, meals and pellets, of meat or meat offal, of fish or of crustaceans, molluscs or other aquatic invertebrates, unfit for human consumption; greaves.	2		0	0	0.0	0		
THAILAND	1999	0 301	Live fish.	7		60	60	60.0	0	103	
		0 302	Fish, fresh or chilled, excluding fish fillets and other fish meat of heading No. 03.04.	21		60	60	60.0	0	2 836	
		0 303	Fish, frozen, excluding fish fillets and other fish meat of heading No. 03.04.	24		60	60	60.0	0	722 187	
		0 304	Fish fillets and other fish meat (whether or not minced), fresh, chilled or frozen.	3		60	60	60.0	0	1 957	
		0 305	Fish, dried, salted or in brine; smoked fish, whether or not cooked before or during the smoking process; flours, meals and pellets of fish, fit for human consumption.	13		60	60	60.0	1	3 154	
		0 306	Crustaceans, whether in shell or not, live, fresh, chilled, frozen, dried, salted or in brine; crustaceans, in shell, cooked by steaming or by boiling in water, whether or not chilled, frozen, dried, salted or in brine; flours, meals and pellets of crustaceans, fit for human consumption.	15		60	60	60.0	0	18 080	
		0 307	Molluscs, whether in shell or not, live, fresh, chilled, frozen, dried, salted or in brine; aquatic invertebrates other than crustaceans and molluscs, live, fresh, chilled, frozen, dried, salted or in brine; flours, meals and pellets of aquatic invertebrates other than crustaceans fit for human consumption.	28		60	60	60.0	0	44 122	

Table 6.10. **MFN customs duties and import volumes for fish products in selected countries (1998-2001)** *(cont.)*

Country	Year	HS Heading	Description	Number of		*Ad valorem* Duty Rates			Number of	Quantities	
				Tariff Lines	Unbound Items	Min	Max	Avg	Non *ad valorem* Items[2]	Tonnes	Other than Tonnes
		0 509	Natural sponges of animal origin.	1		35	35	35.0	0	1	
		1 504	Fats and oils and their fractions, of fish or marine mammals, whether or not refined, but not chemically modified.	6					6	5 616	
		1 603	Extracts and juices of meat, fish or crustaceans, molluscs or other aquatic invertebrates.	1					1	43	
		1 604	Prepared or preserved fish; caviar and caviar substitutes prepared from fish eggs.	11					11	263	
		1 605	Crustaceans, molluscs and other aquatic invertebrates, prepared or preserved.	9		60	60	60.0	0	5 850	
		2 301[1]	Flours, meals and pellets, of meat or meat offal, of fish or of crustaceans, molluscs or other aquatic invertebrates, unfit for human consumption; greaves.	2		10	10	10.0	0	114 123	
TURKEY	1997	0 301	Live fish.	9		37	65	43.2	0	89	
		0 302	Fish, fresh or chilled, excluding fish fillets and other fish meat of heading No. 03.04.	82		44	44	44.0	0	186	
		0 303	Fish, frozen, excluding fish fillets and other fish meat of heading No. 03.04.	105		3	53	47.8	0	36 191	
		0 304	Fish fillets and other fish meat (whether or not minced), fresh, chilled or frozen.	116		49	49	49.0	0	1 418	
		0 305	Fish, dried, salted or in brine; smoked fish, whether or not cooked before or during the smoking process; flours, meals and pellets of fish, fit for human consumption.	79		25	49	47.8	0	673	
		0 306	Crustaceans, whether in shell or not, live, fresh, chilled, frozen, dried, salted or in brine; crustaceans, in shell, cooked by steaming or by boiling in water, whether or not chilled, frozen, dried, salted or in brine; flours, meals and pellets of crustaceans, fit for human consumption.	31		55	55	55.0	0	101	
		0 307	Molluscs, whether in shell or not, live, fresh, chilled, frozen, dried, salted or in brine; aquatic invertebrates other than crustaceans and molluscs, live, fresh, chilled, frozen, dried, salted or in brine; flours, meals and pellets of aquatic invertebrates other than crustaceans fit for human consumption.	38		55	55	55.0	0	1 259	
		0 509	Natural sponges of animal origin.	3		0	6.6	4.4	0	3	
		1 504	Fats and oils and their fractions, of fish or marine mammals, whether or not refined, but not chemically modified.	11		6	18	15.8	0	781	
		1 603	Extracts and juices of meat, fish or crustaceans, molluscs or other aquatic invertebrates.	3		58	58	58.0	0	1	
		1 604	Prepared or preserved fish; caviar and caviar substitutes prepared from fish eggs.	38		80	86	80.3	0	224	
		1 605	Crustaceans, molluscs and other aquatic invertebrates, prepared or preserved.	14		58	58	58.0	0	267	
		2 301[1]	Flours, meals and pellets, of meat or meat offal, of fish or of crustaceans, molluscs or other aquatic invertebrates, unfit for human consumption; greaves.	2		2	2	2.0	0	46 144	
TURKEY	1998	0 301	Live fish.	9		23.5	30	24.9	0	69	
		0 302	Fish, fresh or chilled, excluding fish fillets and other fish meat of heading No. 03.04.	82		27	27	27.0	0	104	
		0 303	Fish, frozen, excluding fish fillets and other fish meat of heading No. 03.04.	105		0	30	26.9	0	27 607	
		0 304	Fish fillets and other fish meat (whether or not minced), fresh, chilled or frozen.	116		29.5	29.5	29.5	0	1 479	
		0 305	Fish, dried, salted or in brine; smoked fish, whether or not cooked before or during the smoking process; flours, meals and pellets of fish, fit for human consumption.	79		14.5	30.5	29.7	0	721	
		0 306	Crustaceans, whether in shell or not, live, fresh, chilled, frozen, dried, salted or in brine; crustaceans, in shell, cooked by steaming or by boiling in water, whether or not chilled, frozen, dried, salted or in brine; flours, meals and pellets of crustaceans, fit for human consumption.	31		33.5	33.5	33.5	0	90	

Table 6.10. **MFN customs duties and import volumes for fish products in selected countries (1998-2001)** *(cont.)*

Country	Year	HS Heading	Description	Number of		*Ad valorem* Duty Rates			Number of	Quantities	
				Tariff Lines	Unbound Items	Min	Max	Avg	Non *ad valorem* Items[2]	Tonnes	Other than Tonnes
		0 307	Molluscs, whether in shell or not, live, fresh, chilled, frozen, dried, salted or in brine; aquatic invertebrates other than crustaceans and molluscs, live, fresh, chilled, frozen, dried, salted or in brine; flours, meals and pellets of aquatic invertebrates other than crustaceans fit for human consumption.	38		33.5	33.5	33.5	0	1 398	
		0 509	Natural sponges of animal origin.	3		0	6.1	4.1	0	2	
		1 504	Fats and oils and their fractions, of fish or marine mammals, whether or not refined, but not chemically modified.	11		6	12	10.5	0	546	
		1 603	Extracts and juices of meat, fish or crustaceans, molluscs or other aquatic invertebrates.	3		38	38	38.0	0	0	
		1 604	Prepared or preserved fish; caviar and caviar substitutes prepared from fish eggs.	38		48	51	48.2	0	508	
		1 605	Crustaceans, molluscs and other aquatic invertebrates, prepared or preserved.	14		37	37	37.0	0	347	
		2 301[1]	Flours, meals and pellets, of meat or meat offal, of fish or of crustaceans, molluscs or other aquatic invertebrates, unfit for human consumption; greaves.	2		2	2	2.0	0	41 958	
TURKEY	1999	0 301	Live fish.	9		37	65	43.2	0	65	
		0 302	Fish, fresh or chilled, excluding fish fillets and other fish meat of heading No. 03.04.	82		44	44	44.0	0	2 353	
		0 303	Fish, frozen, excluding fish fillets and other fish meat of heading No. 03.04.	105		0	53	47.4	0	33 923	
		0 304	Fish fillets and other fish meat (whether or not minced), fresh, chilled or frozen.	116		49	49	49.0	0	956	
		0 305	Fish, dried, salted or in brine; smoked fish, whether or not cooked before or during the smoking process; flours, meals and pellets of fish, fit for human consumption.	79		25	49	47.8	0	1 321	
		0 306	Crustaceans, whether in shell or not, live, fresh, chilled, frozen, dried, salted or in brine; crustaceans, in shell, cooked by steaming or by boiling in water, whether or not chilled, frozen, dried, salted or in brine; flours, meals and pellets of crustaceans, fit for human consumption.	31		55	55	55.0	0	67	
		0 307	Molluscs, whether in shell or not, live, fresh, chilled, frozen, dried, salted or in brine; aquatic invertebrates other than crustaceans and molluscs, live, fresh, chilled, frozen, dried, salted or in brine; flours, meals and pellets of aquatic invertebrates other than crustaceans fit for human consumption.	38		55	55	55.0	0	932	
		0 509	Natural sponges of animal origin.	3		0	6.1	4.1	0	0	
		1 504	Fats and oils and their fractions, of fish or marine mammals, whether or not refined, but not chemically modified.	10		6	17.8	14.3	0	1 172	
		1 603	Extracts and juices of meat, fish or crustaceans, molluscs or other aquatic invertebrates.	3		57	57	57.0	0	4	
		1 604	Prepared or preserved fish; caviar and caviar substitutes prepared from fish eggs.	38		80	86	80.3	0	147	
		1 605	Crustaceans, molluscs and other aquatic invertebrates, prepared or preserved.	14		57	58	57.1	0	140	
		2 301[1]	Flours, meals and pellets, of meat or meat offal, of fish or of crustaceans, molluscs or other aquatic invertebrates, unfit for human consumption; greaves.	2		2	2	2.0	0	58 592	
USA	1998	0 301	Live fish.	5		0	0	0.0	0	385	
		0 302	Fish, fresh or chilled, excluding fish fillets and other fish meat of heading No. 03.04.	24		0	15	0.9	4	191 908	
		0 303	Fish, frozen, excluding fish fillets and other fish meat of heading No. 03.04.	26		0	15	0.7	3	233 037	
		0 304	Fish fillets and other fish meat (whether or not minced), fresh, chilled or frozen.	9		0	6	0.8	0	371 244	
		0 305	Fish, dried, salted or in brine; smoked fish, whether or not cooked before or during the smoking process; flours, meals and pellets of fish, fit for human consumption.	26		0	9	2.0	1	30 117	

Table 6.10. **MFN customs duties and import volumes for fish products in selected countries (1998-2001)** *(cont.)*

Country	Year	HS Heading	Description	Number of		*Ad valorem* Duty Rates			Number of	Quantities	
				Tariff Lines	Unbound Items	Min	Max	Avg	Non *ad valorem* Items[2]	Tonnes	Other than Tonnes
		0 306	Crustaceans, whether in shell or not, live, fresh, chilled, frozen, dried, salted or in brine; crustaceans, in shell, cooked by steaming or by boiling in water, whether or not chilled, frozen, dried, salted or in brine; flours, meals and pellets of crustaceans, fit for human consumption.	12		0	7.5	1.3	0	348 729	
		0 307	Molluscs, whether in shell or not, live, fresh, chilled, frozen, dried, salted or in brine; aquatic invertebrates other than crustaceans and molluscs, live, fresh, chilled, frozen, dried, salted or in brine; flours, meals and pellets of aquatic invertebrates other than crustaceans fit for human consumption.	12		0	5	0.4	0	103 942	
		0 509	Natural sponges of animal origin.	1		3	3	3.0	0	91	
		1 504	Fats and oils and their fractions, of fish or marine mammals, whether or not refined, but not chemically modified.	6		0	5.3	2.4	0	10 982	
		1 603	Extracts and juices of meat, fish or crustaceans, molluscs or other aquatic invertebrates.	2		0	8.5	4.3	0	663	
		1 604	Prepared or preserved fish; caviar and caviar substitutes prepared from fish eggs.	42		0	35	5.5	0	206 374	
		1 605	Crustaceans, molluscs and other aquatic invertebrates, prepared or preserved.	19		0	10.8	3.1	0	82 353	
		2 301[1]	Flours, meals and pellets, of meat or meat offal, of fish or of crustaceans, molluscs or other aquatic invertebrates, unfit for human consumption; greaves.	1		0	0	0.0	0	56 883	
USA	1999	0 301	Live fish.	5		0	0	0.0	0	327	
		0 302	Fish, fresh or chilled, excluding fish fillets and other fish meat of heading No. 03.04.	24		0	15	0.8	0	187 280	
		0 303	Fish, frozen, excluding fish fillets and other fish meat of heading No. 03.04.	26		0	15	0.6	1	198 621	
		0 304	Fish fillets and other fish meat (whether or not minced), fresh, chilled or frozen.	9		0	6	0.7	0	403 320	
		0 305	Fish, dried, salted or in brine; smoked fish, whether or not cooked before or during the smoking process; flours, meals and pellets of fish, fit for human consumption.	26		0	7.5	1.7	0	28 596	
		0 306	Crustaceans, whether in shell or not, live, fresh, chilled, frozen, dried, salted or in brine; crustaceans, in shell, cooked by steaming or by boiling in water, whether or not chilled, frozen, dried, salted or in brine; flours, meals and pellets of crustaceans, fit for human consumption.	12		0	7.5	1.3	0	374 948	
		0 307	Molluscs, whether in shell or not, live, fresh, chilled, frozen, dried, salted or in brine; aquatic invertebrates other than crustaceans and molluscs, live, fresh, chilled, frozen, dried, salted or in brine; flours, meals and pellets of aquatic invertebrates other than crustaceans fit for human consumption.	12		0	5	0.4	0	109 282	
		0 509	Natural sponges of animal origin.	1		3	3	3.0	0	87	
		1 504	Fats and oils and their fractions, of fish or marine mammals, whether or not refined, but not chemically modified.	6		0	9	3.1	0	11 645	
		1 603	Extracts and juices of meat, fish or crustaceans, molluscs or other aquatic invertebrates.	2		0	8.5	4.3	0	931	
		1 604	Prepared or preserved fish; caviar and caviar substitutes prepared from fish eggs.	42		0	35	5.1	0	268 832	
		1 605	Crustaceans, molluscs and other aquatic invertebrates, prepared or preserved.	19		0	10	2.6	0	103 691	
		2 301[1]	Flours, meals and pellets, of meat or meat offal, of fish or of crustaceans, molluscs or other aquatic invertebrates, unfit for human consumption; greaves.	1		0	0	0.0	0	33 144	
USA	2000	0 301	Live fish.	5		0	0	0.0	0		
		0 302	Fish, fresh or chilled, excluding fish fillets and other fish meat of heading No. 03.04.	24		0	15	0.8	1		
		0 303	Fish, frozen, excluding fish fillets and other fish meat of heading No. 03.04.	26		0	15	0.7	4		
		0 304	Fish fillets and other fish meat (whether or not minced), fresh, chilled or frozen.	9		0	6	0.7	0		

Table 6.10. **MFN customs duties and import volumes for fish products in selected countries (1998-2001)** *(cont.)*

Country	Year	HS Heading	Description	Number of		*Ad valorem* Duty Rates			Number of	Quantities	
				Tariff Lines	Unbound Items	Min	Max	Avg	Non *ad valorem* Items[2]	Tonnes	Other than Tonnes
		0 305	Fish, dried, salted or in brine; smoked fish, whether or not cooked before or during the smoking process; flours, meals and pellets of fish, fit for human consumption.	26		0	7.5	1.7	0		
		0 306	Crustaceans, whether in shell or not, live, fresh, chilled, frozen, dried, salted or in brine; crustaceans, in shell, cooked by steaming or by boiling in water, whether or not chilled, frozen, dried, salted or in brine; flours, meals and pellets of crustaceans, fit for human consumption.	12		0	7.5	1.3	0		
		0 307	Molluscs, whether in shell or not, live, fresh, chilled, frozen, dried, salted or in brine; aquatic invertebrates other than crustaceans and molluscs, live, fresh, chilled, frozen, dried, salted or in brine; flours, meals and pellets of aquatic invertebrates other than crustaceans fit for human consumption.	12		0	5	0.4	0		
		0 509	Natural sponges of animal origin.	1		3	3	3.0	0		
		1 504	Fats and oils and their fractions, of fish or marine mammals, whether or not refined, but not chemically modified.	6		0	2.5	0.8	3		
		1 603	Extracts and juices of meat, fish or crustaceans, molluscs or other aquatic invertebrates.	2		0	8.5	4.3	0		
		1 604	Prepared or preserved fish; caviar and caviar substitutes prepared from fish eggs.	42		0	35	5.2	1		
		1 605	Crustaceans, molluscs and other aquatic invertebrates, prepared or preserved.	19		0	10	2.6	0		
		2 301[1]	Flours, meals and pellets, of meat or meat offal, of fish or of crustaceans, molluscs or other aquatic invertebrates, unfit for human consumption; greaves.	1		0	0	0.0	0		

1. HS2301 includes only fish item 230120 (Flours, meals and pellets, of fish or of crustaceans, molluscs or other aquatic invertebrates).
2. NA items stands for items for which an *ad valorem* duty or an *ad valorem* equivalent is not available.
3. For Poland, import data is available for 1999 only.

Table 6.11 **Pre- and post-Uruguay Round customs duties for fish products in selected countries**

Country	Year	HS Heading	Description	Pre-Uruguay Round Duties					Post-Uruguay Round Duties				
				Number of		Min	Max	Avg	Number of	Min	Max	Avg	Number of
				Tariff Lines	Unbound Items				Unbound Items				Items Generated[2]
AUSTRALIA	1988	0 301	Live fish.	5	1	0	6.4	3.3	0	0	5	1.0	0
		0 302	Fish, fresh or chilled, excluding fish fillets and other fish meat of heading No. 0304.	21	1	0	5	1.9	0	0	5	0.5	1
		0 303	Fish, frozen, excluding fish fillets and other fish meat of heading No. 0304.	24	1	0	3.6	0.9	0	0	5	0.2	2
		0 304	Fish fillets and other fish meat (whether or not minced), fresh, chilled or frozen.	3	0	0.4	1.3	0.7	0	0	0.5	0.3	2
		0 305	Fish, dried, salted or in brine; smoked fish, whether or not cooked before or during the smoking process; fish meal fit for human consumption.	15	0	0	1.4	0.3	0	0	0	0.0	0
		0 306	Crustaceans, whether in shell or not, live, fresh, chilled, frozen, dried, salted or in brine; crustaceans, in shell, cooked by steaming or by boiling in water, whether or not chilled, frozen, dried, salted or in brine.	10	1	0	0	0.0	0	0	0	0.0	8
		0 307	Molluscs, whether in shell or not, live, fresh, chilled, frozen, dried, salted or in brine; aquatic invertebrates other than crustaceans and molluscs, live, fresh, chilled, frozen, dried, salted or in brine.	12	0	0	0	0.0	0	0	0	0.0	12
		0 509	Natural sponges of animal origin.	1	0	13	13	12.5	0	5	5	5.0	0
		1 504	Fats and oils and their fractions, of fish or marine mammals, whether or not refined, but not chemically modified.	4	3	0	0.2	0.1	0	0	5	2.5	0
		1 603	Extracts and juices of meat, fish or crustaceans, molluscs or other aquatic invertebrates.	1	1	2	2	2.0	0	1	1	1.0	0
		1 604	Prepared or preserved fish; caviar and caviar substitutes prepared from fish eggs.	10	9	0	15	2.8	0	0	10	4.5	0
		1 605	Crustaceans, molluscs and other aquatic invertebrates, prepared or preserved.	5	0	0	0	0.0	0	0	0	0.0	0
		2 301	Flours, meals and pellets, of meat or meat offal, of fish or of crustaceans, molluscs or other aquatic invertebrates, unfit for human consumption; greaves.	1	1	2	2	2.0	0	5	5	5.0	0
CANADA	1988	0 301	Live fish.	5	0	0	0	0.0	0	0	0	0.0	5
		0 302	Fish, fresh or chilled, excluding fish fillets and other fish meat of heading No. 0304.	21	0	0	5	0.2	0	0	3.4	0.2	20
		0 303	Fish, frozen, excluding fish fillets and other fish meat of heading No. 0304.	24	0	0	5	0.2	0	0	3.4	0.1	23
		0 304	Fish fillets and other fish meat (whether or not minced), fresh, chilled or frozen.	3	0	0	0	0.0	0	0	0	0.0	3
		0 305	Fish, dried, salted or in brine; smoked fish, whether or not cooked before or during the smoking process; fish meal fit for human consumption.	12	0	0	5	0.8	0	0	3.4	0.3	10
		0 306	Crustaceans, whether in shell or not, live, fresh, chilled, frozen, dried, salted or in brine; crustaceans, in shell, cooked by steaming or by boiling in water, whether or not chilled, frozen, dried, salted or in brine.	10	0	0	8	4.8	0	0	5.3	3.2	4
		0 307	Molluscs, whether in shell or not, live, fresh, chilled, frozen, dried, salted or in brine; aquatic invertebrates other than crustaceans and molluscs, live, fresh, chilled, frozen, dried, salted or in brine.	14	0	0	6	0.8	0	0	4	0.5	12
		0 509	Natural sponges of animal origin.	1	0	0	0	0.0	0	0	0	0.0	1
		1 504	Fats and oils and their fractions, of fish or marine mammals, whether or not refined, but not chemically modified.	3	0	7.3	10	8.3	0	4.9	6.7	5.5	0
		1 603	Extracts and juices of meat, fish or crustaceans, molluscs or other aquatic invertebrates.	3	0	5	10	6.7	0	3.4	6.4	4.4	0

Table 6.11 **Pre- and post-Uruguay Round customs duties for fish products in selected countries** *(cont.)*

Country	Year	HS Heading	Description	Pre-Uruguay Round Duties					Post-Uruguay Round Duties				
				Number of		Min	Max	Avg	Number of	Min	Max	Avg	Number of
				Tariff Lines	Unbound Items				Unbound Items				Items Generated[2]
		1 604	Prepared or preserved fish; caviar and caviar substitutes prepared from fish eggs.	18	1	0	18	8.6	0	0	11.3	5.6	1
		1 605	Crustaceans, molluscs and other aquatic invertebrates, prepared or preserved.	13	0	0	10	5.3	0	0	6.6	3.5	3
		2 301	Flours, meals and pellets, of meat or meat offal, of fish or of crustaceans, molluscs or other aquatic invertebrates, unfit for human consumption; greaves.	2	0	0	5	2.5	0	0	3.2	1.6	1
CHILE	1994	0 301	Live fish.	9	0	35	35	35.0	0	25	25	25.0	0
		0 302	Fish, fresh or chilled, excluding fish fillets and other fish meat of heading No. 0304.	25	0	35	35	35.0	0	25	25	25.0	0
		0 303	Fish, frozen, excluding fish fillets and other fish meat of heading No. 0304.	28	0	35	35	35.0	0	25	25	25.0	0
		0 304	Fish fillets and other fish meat (whether or not minced), fresh, chilled or frozen.	24	0	35	35	35.0	0	25	25	25.0	0
		0 305	Fish, dried, salted or in brine; smoked fish, whether or not cooked before or during the smoking process; fish meal fit for human consumption.	12	0	35	35	35.0	0	25	25	25.0	0
		0 306	Crustaceans, whether in shell or not, live, fresh, chilled, frozen, dried, salted or in brine; crustaceans, in shell, cooked by steaming or by boiling in water, whether or not chilled, frozen, dried, salted or in brine.	18	0	35	35	35.0	0	25	25	25.0	0
		0 307	Molluscs, whether in shell or not, live, fresh, chilled, frozen, dried, salted or in brine; aquatic invertebrates other than crustaceans and molluscs, live, fresh, chilled, frozen, dried, salted or in brine.	23	0	35	35	35.0	0	25	25	25.0	0
		0 509	Natural sponges of animal origin.	1	0	35	35	35.0	0	25	25	25.0	0
		1 504	Fats and oils and their fractions, of fish or marine mammals, whether or not refined, but not chemically modified.	3	0	35	35	35.0	0	25	25	25.0	0
		1 603	Extracts and juices of meat, fish or crustaceans, molluscs or other aquatic invertebrates.	2	0	35	35	35.0	0	25	25	25.0	0
		1 604	Prepared or preserved fish; caviar and caviar substitutes prepared from fish eggs.	19	0	35	35	35.0	0	25	25	25.0	0
		1 605	Crustaceans, molluscs and other aquatic invertebrates, prepared or preserved.	21	0	35	35	35.0	0	25	25	25.0	0
		2 301	Flours, meals and pellets, of meat or meat offal, of fish or of crustaceans, molluscs or other aquatic invertebrates, unfit for human consumption; greaves.	3	0	35	35	35.0	0	25	25	25.0	0
EC	1988	0 301	Live fish.	8	0	0	16	8.0	0	0	16	6.7	6
		0 302	Fish, fresh or chilled, excluding fish fillets and other fish meat of heading No. 0304.	51	0	0	23	13.8	0	0	23	12.5	38
		0 303	Fish, frozen, excluding fish fillets and other fish meat of heading No. 0304.	71	0	0	23	15.1	0	0	23	13.9	53
		0 304	Fish fillets and other fish meat (whether or not minced), fresh, chilled or frozen.	47	0	0	18	13.4	0	0	18	9.7	23
		0 305	Fish, dried, salted or in brine; smoked fish, whether or not cooked before or during the smoking process; fish meal fit for human consumption.	32	2	10	20	13.3	0	10	20	13.3	30
		0 306	Crustaceans, whether in shell or not, live, fresh, chilled, frozen, dried, salted or in brine; crustaceans, in shell, cooked by steaming or by boiling in water, whether or not chilled, frozen, dried, salted or in brine.	26	0	8	25	14.5	0	7.5	18	11.0	13
		0 307	Molluscs, whether in shell or not, live, fresh, chilled, frozen, dried, salted or in brine; aquatic invertebrates other than crustaceans and molluscs, live, fresh, chilled, frozen, dried, salted or in brine.	31	0	0	18	7.8	0	0	11	7.5	28

Table 6.11 **Pre- and post-Uruguay Round customs duties for fish products in selected countries** *(cont.)*

Country	Year	HS Heading	Description	Pre-Uruguay Round Duties					Post-Uruguay Round Duties				
				Number of		Min	Max	Avg	Number of	Min	Max	Avg	Number of
				Tariff Lines	Unbound Items				Unbound Items				Items Generated[2]
		0 509	Natural sponges of animal origin.	2	2	0	8	4.0	0	0	5.1	2.6	0
		1 504	Fats and oils and their fractions, of fish or marine mammals, whether or not refined, but not chemically modified.	8	3	0	17	7.9	0	0	10.9	5.0	2
		1 603	Extracts and juices of meat, fish or crustaceans, molluscs or other aquatic invertebrates.	3	0	0	20	8.0	0	0	12.8	4.3	1
		1 604	Prepared or preserved fish; caviar and caviar substitutes prepared from fish eggs.	23	2	5.5	30	20.1	0	5.5	25	17.2	14
		1 605	Crustaceans, molluscs and other aquatic invertebrates, prepared or preserved.	6	0	16	26	20.3	0	8	26	19.0	5
		2 301	Flours, meals and pellets, of meat or meat offal, of fish or of crustaceans, molluscs or other aquatic invertebrates, unfit for human consumption; greaves.	1	0	2	2	2.0	0	2	2	2.0	1
ICELAND	1988	0 301	Live fish.	8	8	40	40	40.0	8	40	40	40.0	8
		0 302	Fish, fresh or chilled, excluding fish fillets and other fish meat of heading No. 0304.	33	33	0	0	0.0	0	0	0	0.0	0
		0 303	Fish, frozen, excluding fish fillets and other fish meat of heading No. 0304.	46	46	0	0	0.0	0	0	0	0.0	0
		0 304	Fish fillets and other fish meat (whether or not minced), fresh, chilled or frozen.	96	96	0	0	0.0	1	0	0	0.0	1
		0 305	Fish, dried, salted or in brine; smoked fish, whether or not cooked before or during the smoking process; fish meal fit for human consumption.	44	44	0	0	0.0	0	0	0	0.0	0
		0 306	Crustaceans, whether in shell or not, live, fresh, chilled, frozen, dried, salted or in brine; crustaceans, in shell, cooked by steaming or by boiling in water, whether or not chilled, frozen, dried, salted or in brine.	15	0	0	0	0.0	0	0	0	0.0	15
		0 307	Molluscs, whether in shell or not, live, fresh, chilled, frozen, dried, salted or in brine; aquatic invertebrates other than crustaceans and molluscs, live, fresh, chilled, frozen, dried, salted or in brine.	21	0	0	0	0.0	0	0	0	0.0	21
		0 509	Natural sponges of animal origin.	1	0	10	10	10.0	0	3	3	3.0	0
		1 504	Fats and oils and their fractions, of fish or marine mammals, whether or not refined, but not chemically modified.	16	0	13	18	16.4	0	10	10	10.0	0
		1 603	Extracts and juices of meat, fish or crustaceans, molluscs or other aquatic invertebrates.	4	0	46	90	79.0	0	10	10	10.0	0
		1 604	Prepared or preserved fish; caviar and caviar substitutes prepared from fish eggs.	47	0	46	46	46.0	0	10	46	10.8	1
		1 605	Crustaceans, molluscs and other aquatic invertebrates, prepared or preserved.	16	0	46	46	46.0	0	10	10	10.0	0
		2 301	Flours, meals and pellets, of meat or meat offal, of fish or of crustaceans, molluscs or other aquatic invertebrates, unfit for human consumption; greaves.	13	0	18	18	18.0	0	10	10	10.0	0
INDIA	1988	0 301	Live fish.	5	5	60	60	60.0	5	60	60	60.0	5
		0 302	Fish, fresh or chilled, excluding fish fillets and other fish meat of heading No. 0304.	21	21	60	60	60.0	21	60	60	60.0	21
		0 303	Fish, frozen, excluding fish fillets and other fish meat of heading No. 0304.	24	24	60	60	60.0	24	60	60	60.0	24
		0 304	Fish fillets and other fish meat (whether or not minced), fresh, chilled or frozen.	3	3	60	60	60.0	3	60	60	60.0	3
		0 305	Fish, dried, salted or in brine; smoked fish, whether or not cooked before or during the smoking process; fish meal fit for human consumption.	12	12	60	60	60.0	12	60	60	60.0	12

Table 6.11 **Pre- and post-Uruguay Round customs duties for fish products in selected countries** *(cont.)*

Country	Year	HS Heading	Description	Pre-Uruguay Round Duties					Post-Uruguay Round Duties				
				Number of		Min	Max	Avg	Number of	Min	Max	Avg	Number of
				Tariff Lines	Unbound Items				Unbound Items				Items Generated[2]
		0 306	Crustaceans, whether in shell or not, live, fresh, chilled, frozen, dried, salted or in brine; crustaceans, in shell, cooked by steaming or by boiling in water, whether or not chilled, frozen, dried, salted or in brine.	10	10	60	60	60.0	10	60	60	60.0	10
		0 307	Molluscs, whether in shell or not, live, fresh, chilled, frozen, dried, salted or in brine; aquatic invertebrates other than crustaceans and molluscs, live, fresh, chilled, frozen, dried, salted or in brine.	12	12	60	60	60.0	12	60	60	60.0	12
		0 509	Natural sponges of animal origin.	1	1	100	100	100.0	0	100	100	100.0	0
		1 504	Fats and oils and their fractions, of fish or marine mammals, whether or not refined, but not chemically modified.	3	3	100	125	116.7	2	100	125	116.7	2
		1 603	Extracts and juices of meat, fish or crustaceans, molluscs or other aquatic invertebrates.	1	1	140	140	140.0	0	150	150	150.0	0
		1 604	Prepared or preserved fish; caviar and caviar substitutes prepared from fish eggs.	9	4	100	145	125.0	4	55	100	75.0	4
		1 605	Crustaceans, molluscs and other aquatic invertebrates, prepared or preserved.	5	5	140	140	140.0	0	150	150	150.0	0
		2 301	Flours, meals and pellets, of meat or meat offal, of fish or of crustaceans, molluscs or other aquatic invertebrates, unfit for human consumption; greaves.	1	0	100	100	100.0	0	100	100	100.0	0
JAPAN	1988	0 301	Live fish.	11	4	0	5	3.0	0	0	5	2.2	1
		0 302	Fish, fresh or chilled, excluding fish fillets and other fish meat of heading No. 0304.	37	9	3	10	6.1	9	2	10	5.1	10
		0 303	Fish, frozen, excluding fish fillets and other fish meat of heading No. 0304.	45	6	3	10	5.7	6	2	10	4.6	11
		0 304	Fish fillets and other fish meat (whether or not minced), fresh, chilled or frozen.	21	4	3	10	5.7	4	2	10	4.8	7
		0 305	Fish, dried, salted or in brine; smoked fish, whether or not cooked before or during the smoking process; fish meal fit for human consumption.	21	17	4	15	13.1	6	2.8	15	10.4	7
		0 306	Crustaceans, whether in shell or not, live, fresh, chilled, frozen, dried, salted or in brine; crustaceans, in shell, cooked by steaming or by boiling in water, whether or not chilled, frozen, dried, salted or in brine.	19	4	3	15	6.3	0	1	10	3.8	0
		0 307	Molluscs, whether in shell or not, live, fresh, chilled, frozen, dried, salted or in brine; aquatic invertebrates other than crustaceans and molluscs, live, fresh, chilled, frozen, dried, salted or in brine.	46	37	0	15	9.7	8	0	15	7.6	13
		0 509	Natural sponges of animal origin.	2	0	0	5	2.5	0	0	3.5	1.8	1
		1 504	Fats and oils and their fractions, of fish or marine mammals, whether or not refined, but not chemically modified.	4	1	0	10	5.0	0	0	7	3.5	1
		1 603	Extracts and juices of meat, fish or crustaceans, molluscs or other aquatic invertebrates.	2	0	15	20	17.5	0	9.6	12	10.8	0
		1 604	Prepared or preserved fish; caviar and caviar substitutes prepared from fish eggs.	21	2	10	16	14.2	0	6.4	11	9.2	0
		1 605	Crustaceans, molluscs and other aquatic invertebrates, prepared or preserved.	24	2	7.5	15	12.4	0	4.8	10.5	7.8	0
		2 301	Flours, meals and pellets, of meat or meat offal, of fish or of crustaceans, molluscs or other aquatic invertebrates, unfit for human consumption; greaves.	2	1	0	0	0.0	0	0	0	0.0	1

Table 6.11 **Pre- and post-Uruguay Round customs duties for fish products in selected countries** *(cont.)*

Country	Year	HS Heading	Description	Pre-Uruguay Round Duties					Post-Uruguay Round Duties				
				Number of		Min	Max	Avg	Number of	Min	Max	Avg	Number of
				Tariff Lines	Unbound Items				Unbound Items				Items Generated[2]
KOREA, REP.	1988	0 301	Live fish.	15	15	20	20	20.0	8	10	20	15.3	8
		0 302	Fish, fresh or chilled, excluding fish fillets and other fish meat of heading No. 0304.	35	35	20	20	20.0	32	20	20	20.0	32
		0 303	Fish, frozen, excluding fish fillets and other fish meat of heading No. 0304.	42	41	20	20	20.0	11	10	20	12.6	11
		0 304	Fish fillets and other fish meat (whether or not minced), fresh, chilled or frozen.	9	9	20	20	20.0	7	10	20	17.8	7
		0 305	Fish, dried, salted or in brine; smoked fish, whether or not cooked before or during the smoking process; fish meal fit for human consumption.	35	35	20	20	20.0	25	20	20	20.0	25
		0 306	Crustaceans, whether in shell or not, live, fresh, chilled, frozen, dried, salted or in brine; crustaceans, in shell, cooked by steaming or by boiling in water, whether or not chilled, frozen, dried, salted or in brine.	19	19	20	20	20.0	18	14	20	19.7	18
		0 307	Molluscs, whether in shell or not, live, fresh, chilled, frozen, dried, salted or in brine; aquatic invertebrates other than crustaceans and molluscs, live, fresh, chilled, frozen, dried, salted or in brine.	64	64	20	20	20.0	58	20	20	20.0	58
		0 509	Natural sponges of animal origin.	1	1	20	20	20.0	0	11	11	11.0	0
		1 504	Fats and oils and their fractions, of fish or marine mammals, whether or not refined, but not chemically modified.	6	6	10	10	10.0	0	4	4	4.0	0
		1 603	Extracts and juices of meat, fish or crustaceans, molluscs or other aquatic invertebrates.	5	5	35	41	37.6	3	32	35	33.6	3
		1 604	Prepared or preserved fish; caviar and caviar substitutes prepared from fish eggs.	25	0	80	80	80.0	0	20	20	20.0	0
		1 605	Crustaceans, molluscs and other aquatic invertebrates, prepared or preserved.	27	27	30	30	30.0	21	20	30	27.8	21
		2 301	Flours, meals and pellets, of meat or meat offal, of fish or of crustaceans, molluscs or other aquatic invertebrates, unfit for human consumption; greaves.	2	2	10	10	10.0	0	9	9	9.0	0
MEXICO	1988	0 301	Live fish.	6	0	50	50	50.0	0	35	35	35.0	0
		0 302	Fish, fresh or chilled, excluding fish fillets and other fish meat of heading No. 0304.	22	0	50	50	50.0	0	35	35	35.0	0
		0 303	Fish, frozen, excluding fish fillets and other fish meat of heading No. 0304.	24	0	50	50	50.0	0	35	35	35.0	0
		0 304	Fish fillets and other fish meat (whether or not minced), fresh, chilled or frozen.	3	0	50	50	50.0	0	35	35	35.0	0
		0 305	Fish, dried, salted or in brine; smoked fish, whether or not cooked before or during the smoking process; fish meal fit for human consumption.	15	0	30	50	42.0	0	30	35	33.0	6
		0 306	Crustaceans, whether in shell or not, live, fresh, chilled, frozen, dried, salted or in brine; crustaceans, in shell, cooked by steaming or by boiling in water, whether or not chilled, frozen, dried, salted or in brine.	10	0	50	50	50.0	0	35	35	35.0	0
		0 307	Molluscs, whether in shell or not, live, fresh, chilled, frozen, dried, salted or in brine; aquatic invertebrates other than crustaceans and molluscs, live, fresh, chilled, frozen, dried, salted or in brine.	14	0	50	50	50.0	0	35	35	35.0	0
		0 509	Natural sponges of animal origin.	1	0	50	50	50.0	0	35	35	35.0	0
		1 504	Fats and oils and their fractions, of fish or marine mammals, whether or not refined, but not chemically modified.	5	0	50	50	50.0	0	35	35	35.0	0
		1 603	Extracts and juices of meat, fish or crustaceans, molluscs or other aquatic invertebrates.	2	0	50	50	50.0	0	45	45	45.0	0
		1 604	Prepared or preserved fish; caviar and caviar substitutes prepared from fish eggs.	14	0	50	50	50.0	0	35	35	35.0	0

Table 6.11 **Pre- and post-Uruguay Round customs duties for fish products in selected countries** *(cont.)*

Country	Year	HS Heading	Description	Pre-Uruguay Round Duties					Post-Uruguay Round Duties				
				Number of		Min	Max	Avg	Number of	Min	Max	Avg	Number of
				Tariff Lines	Unbound Items				Unbound Items				Items Generated[2]
		1 605	Crustaceans, molluscs and other aquatic invertebrates, prepared or preserved.	6	0	50	50	50.0	0	35	35	35.0	0
		2 301	Flours, meals and pellets, of meat or meat offal, of fish or of crustaceans, molluscs or other aquatic invertebrates, unfit for human consumption; greaves.	2	0	50	50	50.0	0	35	35	35.0	0
NEW ZEALAND	1991	0 301	Live fish.	5	5	0	20	4.0	0	0	8.5	1.7	0
		0 302	Fish, fresh or chilled, excluding fish fillets and other fish meat of heading No. 0304.	23	23	0	0	0.0	0	0	0	0.0	0
		0 303	Fish, frozen, excluding fish fillets and other fish meat of heading No. 0304.	26	25	0	0	0.0	0	0	0	0.0	0
		0 304	Fish fillets and other fish meat (whether or not minced), fresh, chilled or frozen.	3	3	0	0	0.0	0	0	0	0.0	0
		0 305	Fish, dried, salted or in brine; smoked fish, whether or not cooked before or during the smoking process; fish meal fit for human consumption.	12	12	0	0	0.0	0	0	0	0.0	0
		0 306	Crustaceans, whether in shell or not, live, fresh, chilled, frozen, dried, salted or in brine; crustaceans, in shell, cooked by steaming or by boiling in water, whether or not chilled, frozen, dried, salted or in brine.	15	6	0	25	16.7	0	0	20	4.6	0
		0 307	Molluscs, whether in shell or not, live, fresh, chilled, frozen, dried, salted or in brine; aquatic invertebrates other than crustaceans and molluscs, live, fresh, chilled, frozen, dried, salted or in brine.	14	7	0	20	1.4	0	0	16.5	1.2	0
		0 509	Natural sponges of animal origin.	1	1	5	5	5.0	0	3.2	3.2	3.2	0
		1 504	Fats and oils and their fractions, of fish or marine mammals, whether or not refined, but not chemically modified.	5	1	0	25	12.0	0	0	16	7.0	0
		1 603	Extracts and juices of meat, fish or crustaceans, molluscs or other aquatic invertebrates.	2	2	10	34	21.8	0	7.5	21.4	14.5	0
		1 604	Prepared or preserved fish; caviar and caviar substitutes prepared from fish eggs.	21	9	0	29	4.7	0	0	22	5.0	1
		1 605	Crustaceans, molluscs and other aquatic invertebrates, prepared or preserved.	18	12	0	25	10.8	0	0	20	6.9	0
		2 301	Flours, meals and pellets, of meat or meat offal, of fish or of crustaceans, molluscs or other aquatic invertebrates, unfit for human consumption; greaves.	1	1	25	25	25.0	0	16	16	16.0	0
NORWAY	1988	0 301	Live fish.	6	0	0	0	0.0	0	0	0	0.0	6
		0 302	Fish, fresh or chilled, excluding fish fillets and other fish meat of heading No. 0304.	32	0	0	0	0.0	0	0	0	0.0	32
		0 303	Fish, frozen, excluding fish fillets and other fish meat of heading No. 0304.	34	0	0	0	0.0	0	0	0	0.0	34
		0 304	Fish fillets and other fish meat (whether or not minced), fresh, chilled or frozen.	14	0	0	0	0.0	0	0	0	0.0	14
		0 305	Fish, dried, salted or in brine; smoked fish, whether or not cooked before or during the smoking process; fish meal fit for human consumption.	31	0	0	0	0.0	0	0	0	0.0	31
		0 306	Crustaceans, whether in shell or not, live, fresh, chilled, frozen, dried, salted or in brine; crustaceans, in shell, cooked by steaming or by boiling in water, whether or not chilled, frozen, dried, salted or in brine.	12	0	0	0	0.0	0	0	0	0.0	12
		0 307	Molluscs, whether in shell or not, live, fresh, chilled, frozen, dried, salted or in brine; aquatic invertebrates other than crustaceans and molluscs, live, fresh, chilled, frozen, dried, salted or in brine.	12	0	0	0	0.0	0	0	0	0.0	12
		0 509	Natural sponges of animal origin.	1	0	0	0	0.0	0	0	0	0.0	1

Table 6.11 **Pre- and post-Uruguay Round customs duties for fish products in selected countries** *(cont.)*

Country	Year	HS Heading	Description	Pre-Uruguay Round Duties					Post-Uruguay Round Duties				
				Number of		Min	Max	Avg	Number of	Min	Max	Avg	Number of
				Tariff Lines	Unbound Items				Unbound Items				Items Generated[2]
		1 504	Fats and oils and their fractions, of fish or marine mammals, whether or not refined, but not chemically modified.	26	12	0	243	122.2	0	0	170	85.5	0
		1 603	Extracts and juices of meat, fish or crustaceans, molluscs or other aquatic invertebrates.	3	2	3	405	204.0	0	0.9	344	172.5	0
		1 604	Prepared or preserved fish; caviar and caviar substitutes prepared from fish eggs.	23	0	0	2.5	1.2	0	0	0	0.0	0
		1 605	Crustaceans, molluscs and other aquatic invertebrates, prepared or preserved.	6	0	0.4	3.8	1.7	0	0	0	0.0	0
		2 301	Flours, meals and pellets, of meat or meat offal, of fish or of crustaceans, molluscs or other aquatic invertebrates, unfit for human consumption; greaves.	2	0	0	223	111.5	0	0	156	78.0	0
POLAND	1989	0 301	Live fish.	5	5	5	15	9.6	5	5	15	9.6	5
		0 302	Fish, fresh or chilled, excluding fish fillets and other fish meat of heading No. 0304.	21	21	0	15	6.1	21	0	15	6.1	21
		0 303	Fish, frozen, excluding fish fillets and other fish meat of heading No. 0304.	24	24	0	15	6.1	24	0	15	6.1	24
		0 304	Fish fillets and other fish meat (whether or not minced), fresh, chilled or frozen.	3	3	8	17	12.7	1	8	15	11.6	1
		0 305	Fish, dried, salted or in brine; smoked fish, whether or not cooked before or during the smoking process; fish meal fit for human consumption.	12	12	5	15	10.8	12	5	15	10.8	12
		0 306	Crustaceans, whether in shell or not, live, fresh, chilled, frozen, dried, salted or in brine; crustaceans, in shell, cooked by steaming or by boiling in water, whether or not chilled, frozen, dried, salted or in brine.	10	10	25	30	29.0	9	15	30	27.5	9
		0 307	Molluscs, whether in shell or not, live, fresh, chilled, frozen, dried, salted or in brine; aquatic invertebrates other than crustaceans and molluscs, live, fresh, chilled, frozen, dried, salted or in brine.	12	12	25	40	37.5	12	25	40	37.5	12
		0 509	Natural sponges of animal origin.	1	1	20	20	20.0	0	5	5	5.0	0
		1 504	Fats and oils and their fractions, of fish or marine mammals, whether or not refined, but not chemically modified.	3	3	18	18	18.0	3	18	18	18.0	3
		1 603	Extracts and juices of meat, fish or crustaceans, molluscs or other aquatic invertebrates.	1	1	60	60	60.0	0	38	38	38.0	0
		1 604	Prepared or preserved fish; caviar and caviar substitutes prepared from fish eggs.	9	9	30	40	32.2	9	30	40	32.2	9
		1 605	Crustaceans, molluscs and other aquatic invertebrates, prepared or preserved.	5	5	25	30	29.0	5	25	30	29.0	5
		2 301	Flours, meals and pellets, of meat or meat offal, of fish or of crustaceans, molluscs or other aquatic invertebrates, unfit for human consumption; greaves.	1	1	3	3	3.0	1	3	3	3.0	1
SINGAPORE	1989	0 301	Live fish.	9	9	20	20	20.0	0	10	10	10.0	0
		0 302	Fish, fresh or chilled, excluding fish fillets and other fish meat of heading No. 0304.	22	22	20	20	20.0	0	10	10	10.0	0
		0 303	Fish, frozen, excluding fish fillets and other fish meat of heading No. 0304.	25	25	20	20	20.0	0	10	10	10.0	0
		0 304	Fish fillets and other fish meat (whether or not minced), fresh, chilled or frozen.	3	3	20	20	20.0	0	10	10	10.0	0
		0 305	Fish, dried, salted or in brine; smoked fish, whether or not cooked before or during the smoking process; fish meal fit for human consumption.	13	13	20	20	20.0	0	10	10	10.0	0

Table 6.11 **Pre- and post-Uruguay Round customs duties for fish products in selected countries** *(cont.)*

Country	Year	HS Heading	Description	Pre-Uruguay Round Duties					Post-Uruguay Round Duties				
				Number of		Min	Max	Avg	Number of	Min	Max	Avg	Number of
				Tariff Lines	Unbound Items				Unbound Items				Items Generated[2]
		0 306	Crustaceans, whether in shell or not, live, fresh, chilled, frozen, dried, salted or in brine; crustaceans, in shell, cooked by steaming or by boiling in water, whether or not chilled, frozen, dried, salted or in brine.	15	15	20	20	20.0	0	10	10	10.0	0
		0 307	Molluscs, whether in shell or not, live, fresh, chilled, frozen, dried, salted or in brine; aquatic invertebrates other than crustaceans and molluscs, live, fresh, chilled, frozen, dried, salted or in brine.	20	20	20	20	20.0	0	10	10	10.0	0
		0 509	Natural sponges of animal origin.	1	1	27	27	27.0	0	10	10	10.0	0
		1 504	Fats and oils and their fractions, of fish or marine mammals, whether or not refined, but not chemically modified.	4	4	27	27	27.0	0	10	10	10.0	0
		1 603	Extracts and juices of meat, fish or crustaceans, molluscs or other aquatic invertebrates.	4	4	0	27	13.5	2	0	10	5.0	2
		1 604	Prepared or preserved fish; caviar and caviar substitutes prepared from fish eggs.	11	11	20	20	20.0	0	10	10	10.0	0
		1 605	Crustaceans, molluscs and other aquatic invertebrates, prepared or preserved.	6	6	10	20	18.3	0	0	10	8.3	0
		2 301	Flours, meals and pellets, of meat or meat offal, of fish or of crustaceans, molluscs or other aquatic invertebrates, unfit for human consumption; greaves.	1	1	27	27	27.0	0	10	10	10.0	0
THAILAND	1988	0 301	Live fish.	7	7	60	60	60.0	0	30	30	30.0	0
		0 302	Fish, fresh or chilled, excluding fish fillets and other fish meat of heading No. 0304.	21	21	60	60	60.0	0	5	30	8.6	0
		0 303	Fish, frozen, excluding fish fillets and other fish meat of heading No. 0304.	24	24	60	60	60.0	0	5	30	7.1	0
		0 304	Fish fillets and other fish meat (whether or not minced), fresh, chilled or frozen.	3	3	60	60	60.0	0	5	5	5.0	0
		0 305	Fish, dried, salted or in brine; smoked fish, whether or not cooked before or during the smoking process; fish meal fit for human consumption.	13	13	60	60	60.0	0	5	30	6.9	0
		0 306	Crustaceans, whether in shell or not, live, fresh, chilled, frozen, dried, salted or in brine; crustaceans, in shell, cooked by steaming or by boiling in water, whether or not chilled, frozen, dried, salted or in brine.	15	15	60	60	60.0	0	5	5	5.0	0
		0 307	Molluscs, whether in shell or not, live, fresh, chilled, frozen, dried, salted or in brine; aquatic invertebrates other than crustaceans and molluscs, live, fresh, chilled, frozen, dried, salted or in brine.	28	28	60	60	60.0	0	5	30	6.8	0
		0 509	Natural sponges of animal origin.	1	1	35	35	35.0	1	35	35	35.0	1
		1 504	Fats and oils and their fractions, of fish or marine mammals, whether or not refined, but not chemically modified.	6	6	30	30	30.0	6	30	30	30.0	6
		1 603	Extracts and juices of meat, fish or crustaceans, molluscs or other aquatic invertebrates.	1	1	60	60	60.0	0	30	30	30.0	0
		1 604	Prepared or preserved fish; caviar and caviar substitutes prepared from fish eggs.	11	11	60	60	60.0	2	20	60	34.5	2
		1 605	Crustaceans, molluscs and other aquatic invertebrates, prepared or preserved.	10	10	60	60	60.0	0	20	20	20.0	0
		2 301	Flours, meals and pellets, of meat or meat offal, of fish or of crustaceans, molluscs or other aquatic invertebrates, unfit for human consumption; greaves.	2	2	10	10	10.0	2	10	10	10.0	2
TURKEY	1989	0 301	Live fish.	8	8	20	20	20.0	8	20	20	20.0	8
		0 302	Fish, fresh or chilled, excluding fish fillets and other fish meat of heading No. 0304.	70	70	20	20	20.0	70	20	20	20.0	70

Table 6.11 **Pre- and post-Uruguay Round customs duties for fish products in selected countries** *(cont.)*

Country	Year	HS Heading	Description	Pre-Uruguay Round Duties					Post-Uruguay Round Duties				
				Number of		Min	Max	Avg	Number of	Min	Max	Avg	Number of
				Tariff Lines	Unbound Items				Unbound Items				Items Generated[2]
		0 303	Fish, frozen, excluding fish fillets and other fish meat of heading No. 0304.	90	90	20	20	20.0	90	20	20	20.0	90
		0 304	Fish fillets and other fish meat (whether or not minced), fresh, chilled or frozen.	109	109	20	20	20.0	109	20	20	20.0	109
		0 305	Fish, dried, salted or in brine; smoked fish, whether or not cooked before or during the smoking process; fish meal fit for human consumption.	82	78	25	25	25.0	78	25	25	25.0	82
		0 306	Crustaceans, whether in shell or not, live, fresh, chilled, frozen, dried, salted or in brine; crustaceans, in shell, cooked by steaming or by boiling in water, whether or not chilled, frozen, dried, salted or in brine.	28	28	25	25	25.0	28	25	25	25.0	28
		0 307	Molluscs, whether in shell or not, live, fresh, chilled, frozen, dried, salted or in brine; aquatic invertebrates other than crustaceans and molluscs, live, fresh, chilled, frozen, dried, salted or in brine.	35	35	25	70	27.9	35	25	70	27.9	35
		0 509	Natural sponges of animal origin.	3	3	30	30	30.0	0	15	21.2	19.1	0
		1 504	Fats and oils and their fractions, of fish or marine mammals, whether or not refined, but not chemically modified.	14	10	7	60	32.4	0	5.5	46.8	25.3	0
		1 603	Extracts and juices of meat, fish or crustaceans, molluscs or other aquatic invertebrates.	3	3	60	60	60.0	0	54	54	54.0	0
		1 604	Prepared or preserved fish; caviar and caviar substitutes prepared from fish eggs.	27	27	91	91	91.0	0	82	81.9	81.9	0
		1 605	Crustaceans, molluscs and other aquatic invertebrates, prepared or preserved.	10	10	60	80	62.0	0	54	72	55.8	0
		2 301	Flours, meals and pellets, of meat or meat offal, of fish or of crustaceans, molluscs or other aquatic invertebrates, unfit for human consumption; greaves.	2	2	5	5	5.0	0	4.2	4.2	4.2	0
USA	1989	0 301	Live fish.	5	0	0	0	0.0	0	0	0	0.0	5
		0 302	Fish, fresh or chilled, excluding fish fillets and other fish meat of heading No. 0304.	24	3	0	15	1.0	0	0	15	0.8	15
		0 303	Fish, frozen, excluding fish fillets and other fish meat of heading No. 0304.	26	3	0	15	0.7	0	0	15	0.6	20
		0 304	Fish fillets and other fish meat (whether or not minced), fresh, chilled or frozen.	7	0	0	6	1.2	0	0	6	0.9	5
		0 305	Fish, dried, salted or in brine; smoked fish, whether or not cooked before or during the smoking process; fish meal fit for human consumption.	26	0	0	15	2.5	0	0	7.5	1.7	19
		0 306	Crustaceans, whether in shell or not, live, fresh, chilled, frozen, dried, salted or in brine; crustaceans, in shell, cooked by steaming or by boiling in water, whether or not chilled, frozen, dried, salted or in brine.	12	2	0	7.5	1.3	0	0	7.5	1.3	10
		0 307	Molluscs, whether in shell or not, live, fresh, chilled, frozen, dried, salted or in brine; aquatic invertebrates other than crustaceans and molluscs, live, fresh, chilled, frozen, dried, salted or in brine.	12	0	0	5	0.4	0	0	5	0.4	11
		0 509	Natural sponges of animal origin.	1	0	3	3	3.0	0	3	3	3.0	1
		1 504	Fats and oils and their fractions, of fish or marine mammals, whether or not refined, but not chemically modified.	6	0	0	7.3	3.0	0	0	7.3	3.0	6
		1 603	Extracts and juices of meat, fish or crustaceans, molluscs or other aquatic invertebrates.	2	0	0	8.5	4.3	0	0	8.5	4.3	2
		1 604	Prepared or preserved fish; caviar and caviar substitutes prepared from fish eggs.	44	1	0	35	7.4	0	0	35	5.2	20
		1 605	Crustaceans, molluscs and other aquatic invertebrates, prepared or preserved.	19	0	0	14	5.3	0	0	10	2.6	10
		2 301	Flours, meals and pellets, of meat or meat offal, of fish or of crustaceans, molluscs or other aquatic invertebrates, unfit for human consumption; greaves.	1	0	0	0	0.0	0	0	0	0.0	1

1. HS2301 includes only fish item 230120 (- Flours, meals and pellets, of fish or of crustaceans, molluscs or other aquatic invertebrates)
2. When no offer was available, the base duty has been used.

From:

Liberalising Fisheries Markets

Scope and Effects

Access the complete publication at:

https://doi.org/10.1787/9789264199873-en

Please cite this chapter as:

OECD (2003), "Case Studies and Other Documentation", in *Liberalising Fisheries Markets: Scope and Effects*, OECD Publishing, Paris.

DOI: https://doi.org/10.1787/9789264199873-9-en

This work is published under the responsibility of the Secretary-General of the OECD. The opinions expressed and arguments employed herein do not necessarily reflect the official views of OECD member countries.

This document and any map included herein are without prejudice to the status of or sovereignty over any territory, to the delimitation of international frontiers and boundaries and to the name of any territory, city or area.

You can copy, download or print OECD content for your own use, and you can include excerpts from OECD publications, databases and multimedia products in your own documents, presentations, blogs, websites and teaching materials, provided that suitable acknowledgment of OECD as source and copyright owner is given. All requests for public or commercial use and translation rights should be submitted to rights@oecd.org. Requests for permission to photocopy portions of this material for public or commercial use shall be addressed directly to the Copyright Clearance Center (CCC) at info@copyright.com or the Centre français d'exploitation du droit de copie (CFC) at contact@cfcopies.com.