

Indicator D5 is on line at:

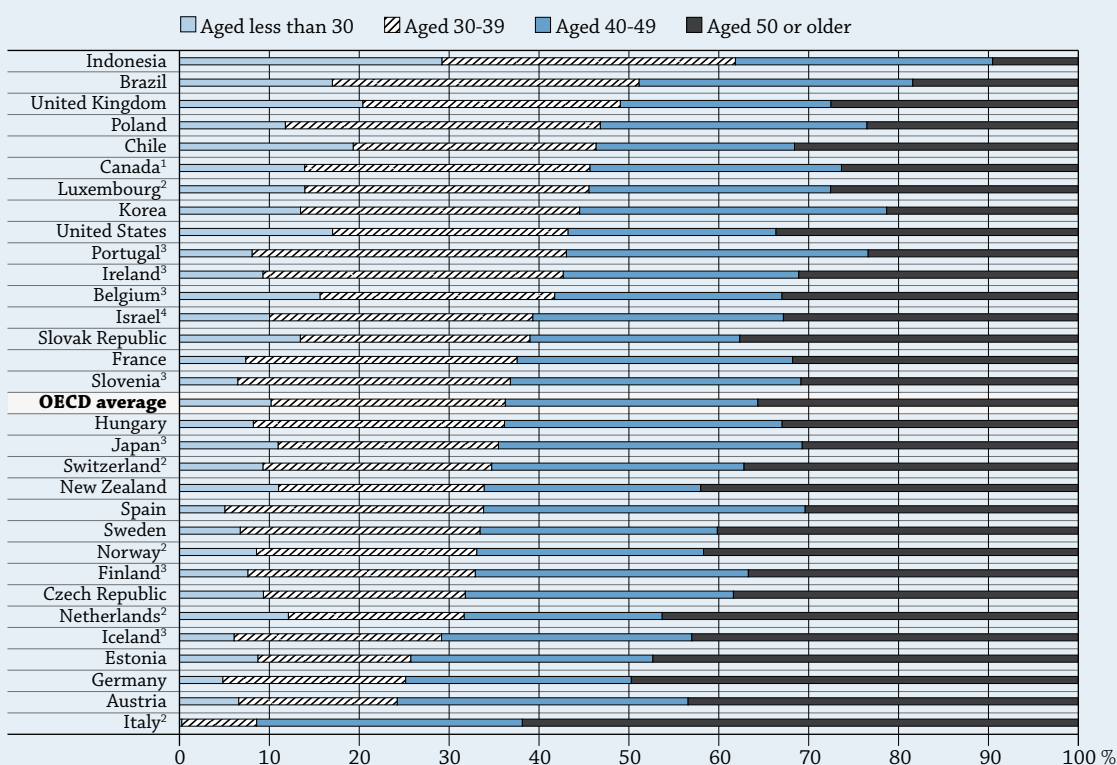
StatLink  <http://dx.doi.org/10.1787/888932851991>

INDICATOR D5

WHO ARE THE TEACHERS?

- In 19 of 31 OECD and other G20 countries, 60% or more of secondary school teachers were at least 40 years old in 2011. In Austria, the Czech Republic, Estonia, Germany and Italy 70% or more belong to this age group.
- On average across OECD countries, two-thirds of teachers and academic staff are women, but the proportion of female teachers decreases as the level of education increases: from 97% at the pre-primary level, 82% at the primary level, 68% at the lower secondary level, 56% at the upper secondary level, and to 41% at the tertiary level.
- Thirteen OECD countries require that teachers at some or all levels of education participate in continuing training/education to maintain employment.

Chart D5.1. Age distribution of teachers in secondary education (2011)
Distribution of teachers in educational institutions, by age group



1. Year of reference 2010.


2. Public institutions only.

3. Secondary education includes post-secondary non-tertiary education.

4. The statistical data for Israel are supplied by and under the responsibility of the relevant Israeli authorities. The use of such data by the OECD is without prejudice to the status of the Golan Heights, East Jerusalem and Israeli settlements in the West Bank under the terms of international law.

Countries are ranked in ascending order of the percentage of teachers aged 40 or older at the secondary level.

Source: OECD, Indonesia: UNESCO Institute for Statistics (World Education Indicators Programme). Table D5.2. See Annex 3 for notes (www.oecd.org/edu/eag.htm).

StatLink  <http://dx.doi.org/10.1787/888932847925>

Indicator D5 Charts

Chart D5.1 Age distribution of teachers in secondary education (2011)

StatLink  <http://dx.doi.org/10.1787/888932847925>

Chart D5.2 Gender distribution of teachers (2011)


StatLink  <http://dx.doi.org/10.1787/888932847944>

Chart D5.3 Age distribution of teachers in primary education (2011)

StatLink  <http://dx.doi.org/10.1787/888932847963>

Indicator D5 Tables

Table D5.1 Age distribution of teachers (2011)

StatLink  <http://dx.doi.org/10.1787/888932852010>

Table D5.2 Age distribution of teachers (2011, 1998)

StatLink  <http://dx.doi.org/10.1787/888932852029>

Table D5.3 Gender distribution of teachers (2011)

StatLink  <http://dx.doi.org/10.1787/888932852048>



From:
Education at a Glance 2013
OECD Indicators

Access the complete publication at:
<https://doi.org/10.1787/eag-2013-en>

Please cite this chapter as:

OECD (2013), "Indicator D5 Who are the teachers?", in *Education at a Glance 2013: OECD Indicators*, OECD Publishing, Paris.

DOI: <https://doi.org/10.1787/eag-2013-29-en>

This work is published under the responsibility of the Secretary-General of the OECD. The opinions expressed and arguments employed herein do not necessarily reflect the official views of OECD member countries.

This document and any map included herein are without prejudice to the status of or sovereignty over any territory, to the delimitation of international frontiers and boundaries and to the name of any territory, city or area.

You can copy, download or print OECD content for your own use, and you can include excerpts from OECD publications, databases and multimedia products in your own documents, presentations, blogs, websites and teaching materials, provided that suitable acknowledgment of OECD as source and copyright owner is given. All requests for public or commercial use and translation rights should be submitted to rights@oecd.org. Requests for permission to photocopy portions of this material for public or commercial use shall be addressed directly to the Copyright Clearance Center (CCC) at info@copyright.com or the Centre français d'exploitation du droit de copie (CFC) at contact@cfcopies.com.