

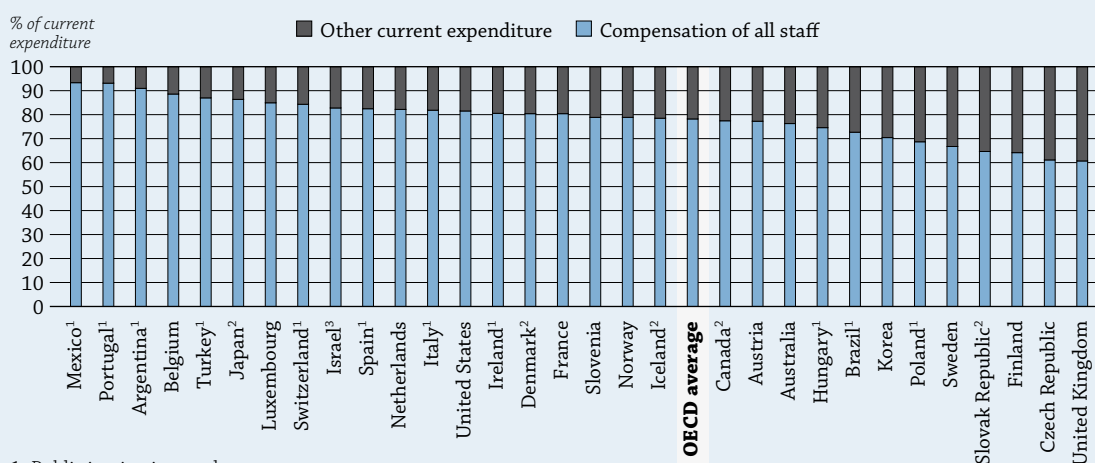
## Indicator B6 is on line at:

StatLink  <http://dx.doi.org/10.1787/888932850015>

## ON WHAT RESOURCES AND SERVICES IS EDUCATION FUNDING SPENT?

- More than 91% of total expenditure on education is devoted to current expenditure on average across OECD countries and for most OECD and other G20 countries, both at the primary, secondary, post-secondary non-tertiary levels of education combined and at the tertiary level.
- At the tertiary level of education, the share of total expenditure devoted to capital expenditure is higher than that for primary, secondary and post-secondary non-tertiary education combined in 18 out of the 29 countries with available data. This may be linked to the expansion of tertiary education in recent years, and a consequent need for new buildings to be constructed.
- In OECD and other G20 countries with available data, most current expenditure goes to compensating education staff (teachers and others).
- Current expenditure devoted to purposes other than the compensation of staff is largest at the tertiary level, where it reaches 31% of all current expenditure, on average across OECD countries. This could be explained by the higher costs of facilities and equipment in tertiary education, compared to other levels of education.

**Chart B6.1. Distribution of current expenditure by educational institutions for primary, secondary and post-secondary non-tertiary education (2010)**




1. Public institutions only.

2. Some levels of education are included with others. Refer to "x" code in Table B1.1a for details.

3. The statistical data for Israel are supplied by and under the responsibility of the relevant Israeli authorities. The use of such data by the OECD is without prejudice to the status of the Golan Heights, East Jerusalem and Israeli settlements in the West Bank under the terms of international law.

Countries are ranked in descending order of the share of compensation of all staff in primary, secondary and post-secondary non-tertiary education.

Source: OECD. Argentina: UNESCO Institute for Statistics (World Education Indicators Programme). South Africa: UNESCO Institute for Statistics. Table B6.2. See Annex 3 for notes ([www.oecd.org/edu/eag.htm](http://www.oecd.org/edu/eag.htm)).

StatLink  <http://dx.doi.org/10.1787/888932847184>


## Indicator B6 Charts

**Chart B6.1** Distribution of current expenditure on educational institutions for primary, secondary and post-secondary non-tertiary education (2010)

*StatLink*  <http://dx.doi.org/10.1787/888932847184>

---


**Chart B6.2** Distribution of current and capital expenditure on educational institutions (2010)

*StatLink*  <http://dx.doi.org/10.1787/888932847203>

---


## Indicator B6 Tables

**Table B6.1** Expenditure by primary and secondary educational institutions, by resource category (2010)

*StatLink*  <http://dx.doi.org/10.1787/888932850034>

---

**Table B6.2** Expenditure by educational institutions by resource category and level of education (2010)

*StatLink*  <http://dx.doi.org/10.1787/888932850053>

---



**From:**  
**Education at a Glance 2013**  
OECD Indicators

**Access the complete publication at:**  
<https://doi.org/10.1787/eag-2013-en>

**Please cite this chapter as:**

OECD (2013), "Indicator B6 On what resources and services is education funding spent?", in *Education at a Glance 2013: OECD Indicators*, OECD Publishing, Paris.

DOI: <https://doi.org/10.1787/eag-2013-18-en>

This work is published under the responsibility of the Secretary-General of the OECD. The opinions expressed and arguments employed herein do not necessarily reflect the official views of OECD member countries.

This document and any map included herein are without prejudice to the status of or sovereignty over any territory, to the delimitation of international frontiers and boundaries and to the name of any territory, city or area.

You can copy, download or print OECD content for your own use, and you can include excerpts from OECD publications, databases and multimedia products in your own documents, presentations, blogs, websites and teaching materials, provided that suitable acknowledgment of OECD as source and copyright owner is given. All requests for public or commercial use and translation rights should be submitted to [rights@oecd.org](mailto:rights@oecd.org). Requests for permission to photocopy portions of this material for public or commercial use shall be addressed directly to the Copyright Clearance Center (CCC) at [info@copyright.com](mailto:info@copyright.com) or the Centre français d'exploitation du droit de copie (CFC) at [contact@cfcopies.com](mailto:contact@cfcopies.com).