

The number of hospital beds provides an indication of the resources available for delivering services to inpatients in hospitals. This section presents data on the total number of hospital beds, including those allocated for curative care, psychiatric care, long-term care and other types of care. It does not capture the capacity of hospitals to provide same-day emergency or elective interventions.

Since 2000, the number of hospital beds per population has decreased in all EU countries, except Greece where it increased slightly although the number has started to come down since 2010. On average across EU member states, the number fell by close to 2% per year, coming down from 6.4 beds per 1 000 population in 2000 to 5.2 in 2012 (Figure 3.5.1). This reduction in the number of hospital beds has been accompanied by a reduction in average length of stays (Indicator 3.7) and, in some countries, a reduction in hospital admissions and discharges (Indicator 3.6). The reduction in the number of hospital beds has been particularly pronounced in Latvia, the Slovak Republic, Estonia and Finland.

In all countries, progress in medical technologies has enabled a move to same-day surgery and a reduced need for long hospitalisation. In many countries, the financial and economic crisis which started in 2008 also provided a further stimulus to reduce hospital capacity as part of policies to reduce public spending on health (European Observatory on Health Systems and Policies, 2012).

In 2012, Germany and Austria had the highest number of hospital beds per capita, with around eight beds per 1 000 population (Figure 3.5.1). The high supply of hospital beds in these two countries is associated with a large number of hospital admissions/discharges, as well as long average length of stays in Germany. Sweden, the United Kingdom and Ireland had a relatively low number of hospital beds (although the data in the United Kingdom and Ireland do not include beds in private hospitals). Turkey also had a relatively low number of beds per capita in 2012, although their number increased markedly since 2000.

More than two-thirds (69%) of hospital beds are allocated for curative care on average across EU member states (Figure 3.5.2). The rest of the beds are allocated for psychiatric care (15%), long-term care (8%) and other types of care (8%). However, in some countries, the share of beds allocated for psychiatric care and long-term care is much greater than the average. In Finland, almost 30% of hospital beds are allocated for long-term care, because local governments (municipalities) use beds in health care centres (which are defined as hospitals) for at least some of the needed institution-based long-term care. In Belgium and the Netherlands, close to 30% of hospital beds are devoted to psychiatric care.

The share of beds in private for-profit hospitals has increased in some countries over the past decade. In Germany, the share increased from 23% of all beds in 2002 to 30% in 2012, accompanied by a decrease in the share of beds in public hospitals from 45% to 40%. The remaining beds were in private not-for-profit hospitals (whose share

also declined slightly). In France, the share of beds in private for-profit hospitals also increased during the past decade but to a lesser extent, from 20% in 2000 to 24% in 2012, while the proportion of beds in public hospitals decreased from 66% in 2000 to 62% in 2012 (OECD, 2014).

In some countries, the reduction in the overall number of hospital beds has been accompanied by an increase in their occupancy rates. Since 2000, the occupancy rate of curative care beds increased significantly in Ireland (from 85% in 2000 to 93% in 2012). In the United Kingdom, the occupancy rate of curative care beds has remained relatively stable, at 84% between 2000 and 2010 (latest year available) (OECD, 2014).

Definition and comparability

Hospital beds are defined as all beds that are regularly maintained and staffed and are immediately available for use. They include beds in general hospitals, mental health and substance abuse hospitals, and other specialty hospitals. Beds in nursing and residential care facilities are excluded.

Curative care beds are beds accommodating patients where the principal intent is to do one or more of the following: cure physical illness or provide definitive treatment of injury, perform surgery, relieve symptoms of physical illness or injury (excluding palliative care), reduce severity of physical illness or injury, protect against exacerbation and/or complication of physical illness and/or injury which could threaten life or normal functions, perform diagnostic or therapeutic procedures, manage labour (obstetric).

Psychiatric care beds are beds accommodating patients with mental health problems. They include beds in psychiatric departments of general hospitals, and all beds in mental health and substance abuse hospitals.

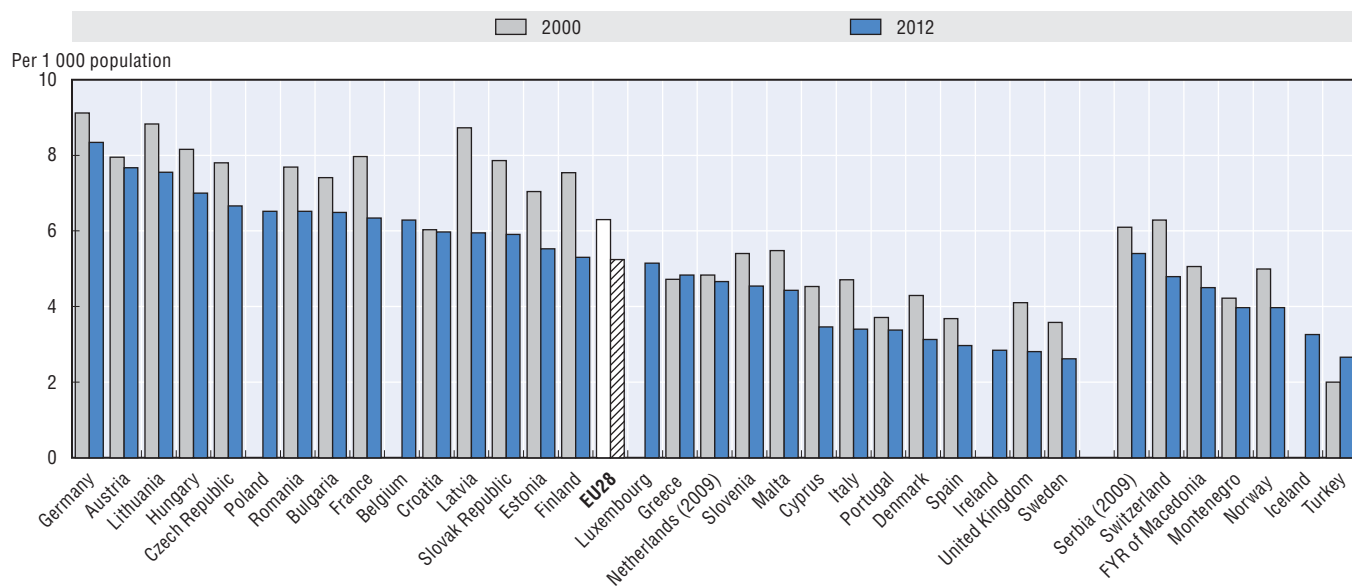
Long-term care beds are hospital beds accommodating patients requiring long-term care due to chronic impairments and a reduced degree of independence in activities of daily living. They include beds in long-term care departments of general hospitals, beds for long-term care in specialty hospitals, and beds for palliative care.

Data for some countries do not cover all hospitals. In Ireland and the United Kingdom, data are restricted to public or publicly-funded hospitals only.

References

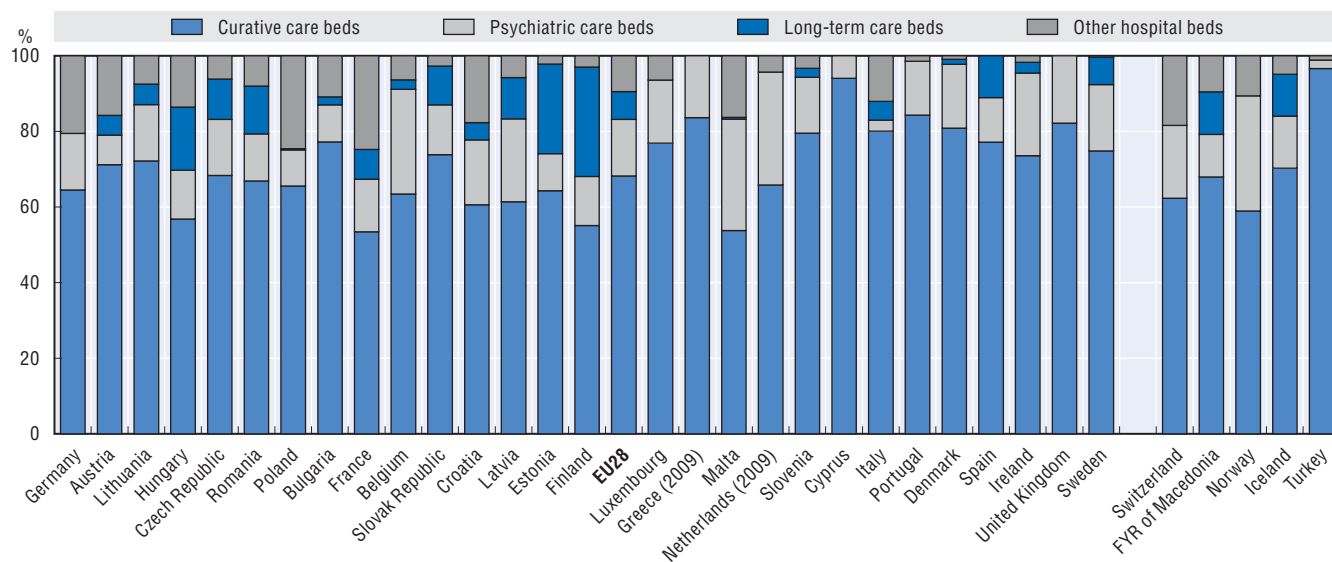
- European Observatory on Health Systems and Policies (2012), *Eurohealth – Health Systems and the Financial Crisis*, Vol. 18, No. 1.
- OECD (2014), *OECD Health Statistics 2014*, OECD Publishing, Paris, <http://dx.doi.org/10.1787/health-data-en>.

3.5.1. Hospital beds per 1 000 population, 2000 and 2012 (or nearest year)




Source: OECD Health Statistics 2014, <http://dx.doi.org/10.1787/health-data-en>; Eurostat Statistics Database; WHO Europe Health for All Database.

3.5.2. Hospital beds by function of health care, 2012 (or nearest year)



Note: Countries ranked from highest to lowest total number of hospital beds per capita.

Source: OECD Health Statistics 2014, <http://dx.doi.org/10.1787/health-data-en>; Eurostat Statistics Database.

StatLink  <http://dx.doi.org/10.1787/888933155597>



From:
Health at a Glance: Europe 2014

Access the complete publication at:
https://doi.org/10.1787/health_glance_eur-2014-en

Please cite this chapter as:

OECD/European Union (2014), "Hospital beds", in *Health at a Glance: Europe 2014*, OECD Publishing, Paris.

DOI: https://doi.org/10.1787/health_glance_eur-2014-29-en

This work is published under the responsibility of the Secretary-General of the OECD. The opinions expressed and arguments employed herein do not necessarily reflect the official views of OECD member countries.

This document and any map included herein are without prejudice to the status of or sovereignty over any territory, to the delimitation of international frontiers and boundaries and to the name of any territory, city or area.

You can copy, download or print OECD content for your own use, and you can include excerpts from OECD publications, databases and multimedia products in your own documents, presentations, blogs, websites and teaching materials, provided that suitable acknowledgment of OECD as source and copyright owner is given. All requests for public or commercial use and translation rights should be submitted to rights@oecd.org. Requests for permission to photocopy portions of this material for public or commercial use shall be addressed directly to the Copyright Clearance Center (CCC) at info@copyright.com or the Centre français d'exploitation du droit de copie (CFC) at contact@cfcopies.com.