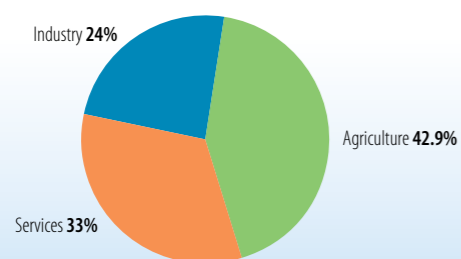


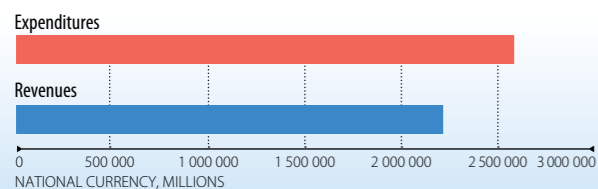
BASIC INDICATORS

Population (thousands, 2009) ¹	66 020
GDP (millions current USD, 2009) ²	10 779
GDP real growth rate (annual %, 2009) ³	2.7
GDP per capita, PPP (current international dollars, 2009) ⁴	319.1
Income group ⁵	LDC
Poverty (% living below USD 1.25/day, 2006) ⁶	59.2
Income share held by highest 20% (% , 2006) ⁷	50.6
Labour force, female (% of total labour force, 2008) ⁸	40.6
Human development index (2010) ⁹	168/169
Aid dependency (ODA/GNI, 2008) ¹⁰	15.9

GDP - COMPOSITION BY SECTOR¹¹



BUDGET¹²



SOURCES:

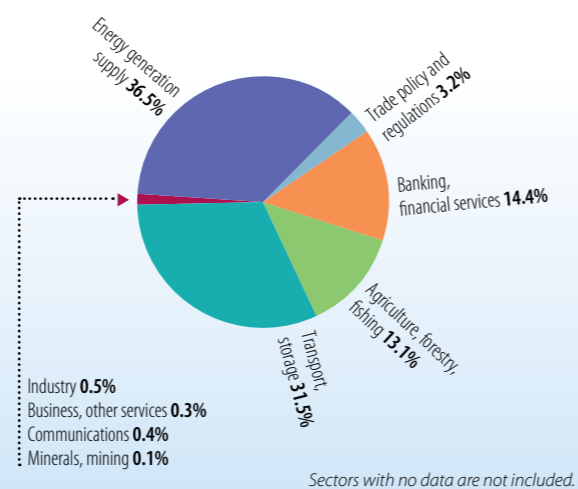
- WTO Trade Profiles 2010
- WTO Trade Profiles 2010
- World Bank - National Accounts Data
- World Bank - World Development Indicators
- DAC List of ODA Recipients 2009/2010
- World Bank - World Development Indicators
- World Bank - World Development Indicators
- World Bank - World Development Indicators
- UNDP - Human Development Report 2010
- World Bank - World Development Indicators
- World Bank - National Accounts Data
- IMF's World Economic Outlook Database, Government Finance
- OECD-DAC, Aid activities database (CRS)
- OECD/WTO Questionnaire
- World Bank - World Trade Indicators
- WTO Trade Profiles
- ITC (WTO/UNCTAD)
- ITU, World Bank - World Development Indicators
- WTO Secretariat
- WTO Secretariat
- WTO Secretariat

AID FLOWS¹³

FLOWS (USD '000, 2009 constant)

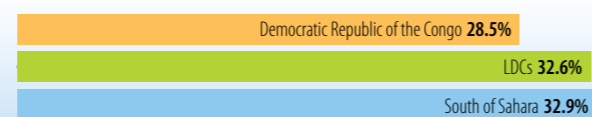
Aid for Trade	Commitments		Disbursements 2009
	2002-05 avg.	2009	
Trade policy and regulations	3	23 383	1 096
Economic infrastructure	290 947	495 401	275 337
Building productive capacity	221 966	205 804	185 321
Of which: Trade development marker	..	10 563	18 483
Trade-related adjustment
Total AFT	512 916	724 588	461 754
AFT per capita (USD)	9	11	7

BY SECTOR (Share in total AFT, commitments, 2009)



SHARE IN ODA (Commitments, 2008-09 avg.)

AFT share in sector allocable ODA compared to its region and income group shares



TOP DONORS (USD '000, 2009 constant)

Commitments	2008-09 avg.
World Bank	205 466
African Dev. Bank	77 582
United Kingdom	67 441
Belgium	53 012
EU Institutions	52 917
Japan	10 184

Top donors' share in total AFT: 94.1%

Disbursements	2008-09 avg.
World Bank	160 160
African Dev. Bank	73 206
EU Institutions	60 125
Belgium	24 241
United Kingdom	16 952
Germany	7 521

Top donors' share in total AFT: 95.8%

TRADE MAINSTREAMING¹⁴

Aid-for-trade priorities are mainstreamed in the national development plan and operational strategies have been updated accordingly.

The EIF focal point and committee are involved in overseeing the trade agenda.

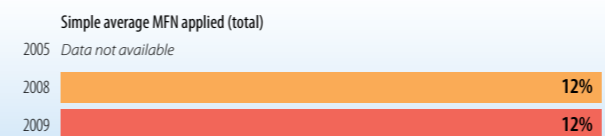
The EIF has had a significant impact on the ability to mainstream trade in the national development plan.

TRADE POLICY INDICATORS (2007)¹⁵

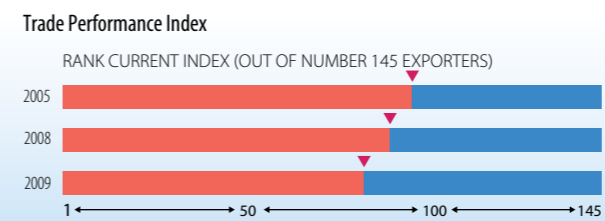
Data not available

TRADE PROGRAMME INDICATORS

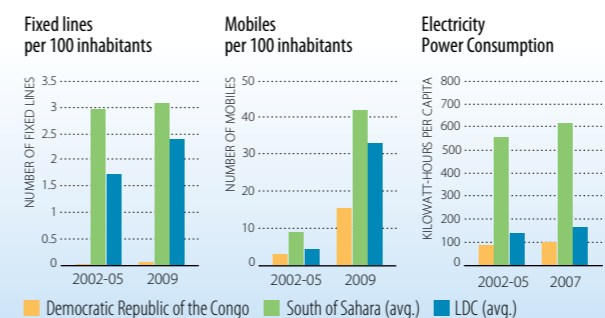
PRIORITY 1: TRADE POLICY ANALYSIS, NEGOTIATION AND IMPLEMENTATION¹⁶



PRIORITY 2: COMPETITIVENESS¹⁷



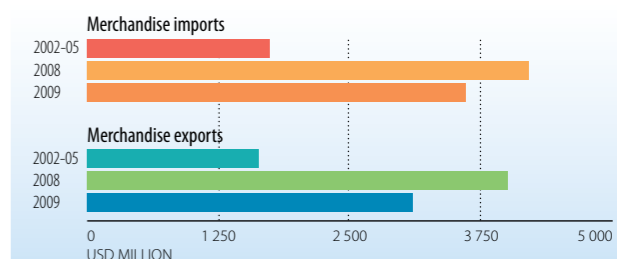
PRIORITY 3: NETWORK INFRASTRUCTURE¹⁸



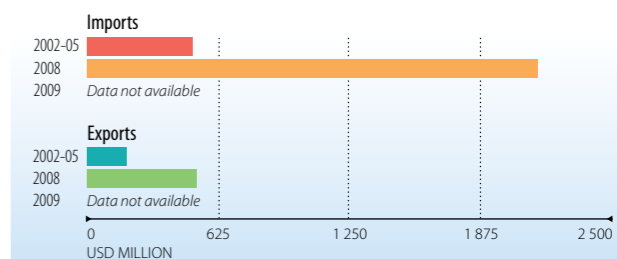
TRADE PERFORMANCE

TOTAL VALUE¹⁹

Merchandise imports (c.i.f.) and exports (f.o.b.)



Commercial services imports and exports



MAIN TRADING PARTNERS²⁰

Imports by main origin (% share of total)

Data not available

Exports by main destination (% share of total)

Data not available


TRADE COMPOSITION²¹

Share of main commodity group

Data not available

Share of principal commercial services items

Data not available



From:
Aid for Trade at a Glance 2011
Showing Results

Access the complete publication at:
<https://doi.org/10.1787/9789264117471-en>

Please cite this chapter as:

OECD/World Trade Organization (2011), "Democratic Republic of the Congo", in *Aid for Trade at a Glance 2011: Showing Results*, World Trade Organization, Geneva/OECD Publishing, Paris.

DOI: https://doi.org/10.1787/aid_glance-2011-31-en

This work is published under the responsibility of the Secretary-General of the OECD. The opinions expressed and arguments employed herein do not necessarily reflect the official views of OECD member countries.

This document, as well as any data and map included herein, are without prejudice to the status of or sovereignty over any territory, to the delimitation of international frontiers and boundaries and to the name of any territory, city or area. Extracts from publications may be subject to additional disclaimers, which are set out in the complete version of the publication, available at the link provided.

The use of this work, whether digital or print, is governed by the Terms and Conditions to be found at <http://www.oecd.org/termsandconditions>.