

Employment creation and destruction by employer enterprise births and deaths

Key facts

- There are important differences across countries in the extent to which the birth and death of employer enterprises affect the creation and destruction of jobs in the economy. In all countries however, the level of employment churning is quite stable over the years covered, and consistently higher in construction and services than in the manufacturing sector. As expected employment creation was generally lower in 2011 and 2010 compared to 2006.

Relevance

The observation of the employment created by enterprise births or destroyed by enterprise deaths provides an indication of how enterprise business demography contributes to overall employment changes in the economy. Many studies have shown the contribution that small and large firms make to net employment growth. Research highlighted that the age of enterprises could be more relevant than their size in determining their eventual contribution to employment growth.

Definitions

The *employment creation by employer enterprises births* is measured as the employment share of employer enterprise births. It is calculated as the number of persons employed in the reference period t in employer enterprises newly born in t divided by the number of persons employed in t in the population of employer enterprises.

The *employment destruction by employer enterprises deaths* is measured as the employment share of employer enterprise deaths. It is calculated as the number of persons employed in the reference period t in exiting employer enterprises divided by the number of persons employed in t in the population of employer enterprises.

For the definition of “Total economy”, see Reader’s Guide.

Comparability

Data presented refer to the whole population of employer enterprises.

Data for Austria, New Zealand and Slovenia are compiled according to ISIC Revision 4. For other countries data after 2007 are compiled in ISIC Revision 4 and data for 2007 and before are compiled in ISIC Revision 3.

Source/online database

OECD Structural and Demographic Business Statistics (SDBS) Database, <http://dx.doi.org/10.1787/sdbs-data-en>.

For further reading

Ahmad, N. (2006), “A Proposed Framework for Business Demography Statistics”, *OECD Statistics Working Papers*, 2006/3, OECD Publishing, Paris, <http://dx.doi.org/10.1787/145777872685>.

Eurostat/OECD (2007), *Eurostat-OECD Manual on Business Demography Statistics*, OECD Publishing, Paris, <http://dx.doi.org/10.1787/9789264072886-en>.

Haltiwanger, J., R.S. Jarmin and J. Miranda (2010), “Who creates jobs? Small vs. Large vs. Young”, *Discussion Papers*, US Census Bureau, www.nber.org/papers/w16300.pdf?new_window=1.

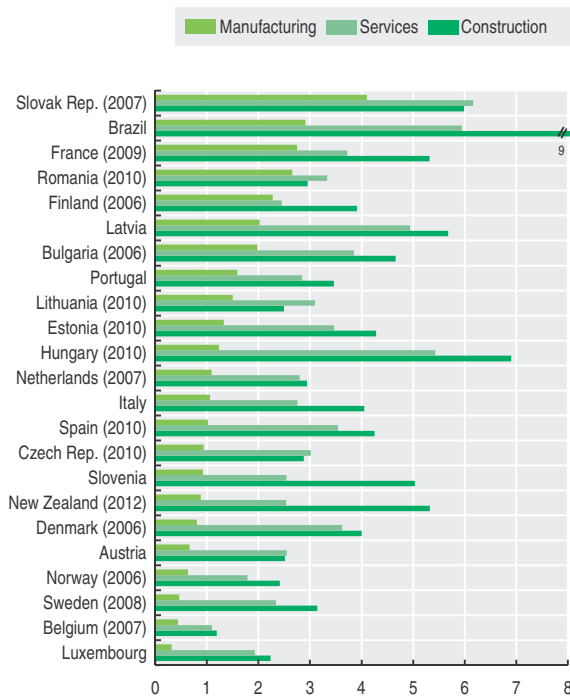
Information on data for Israel: <http://dx.doi.org/10.1787/888932315602>.

4. ENTERPRISE GROWTH AND EMPLOYMENT CREATION

Employment creation and destruction by employer enterprise births and deaths

Figure 4.1. **Employment creation by employer enterprises births by sector**

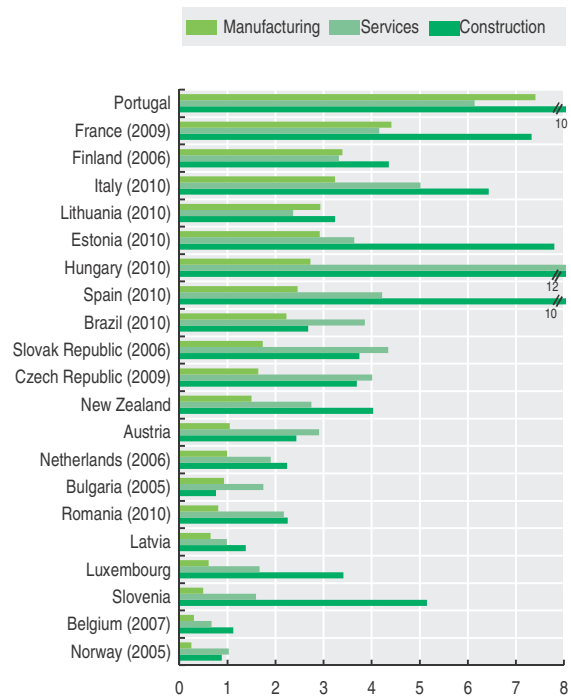
Percentage, 2011 or latest available year



StatLink <http://dx.doi.org/10.1787/888933064259>

Figure 4.2. **Employment destruction by employer enterprise deaths by sector**

Percentage, 2011 or latest available year



StatLink <http://dx.doi.org/10.1787/888933064278>

Figure 4.3. **Employment creation by employer enterprise births, total economy**

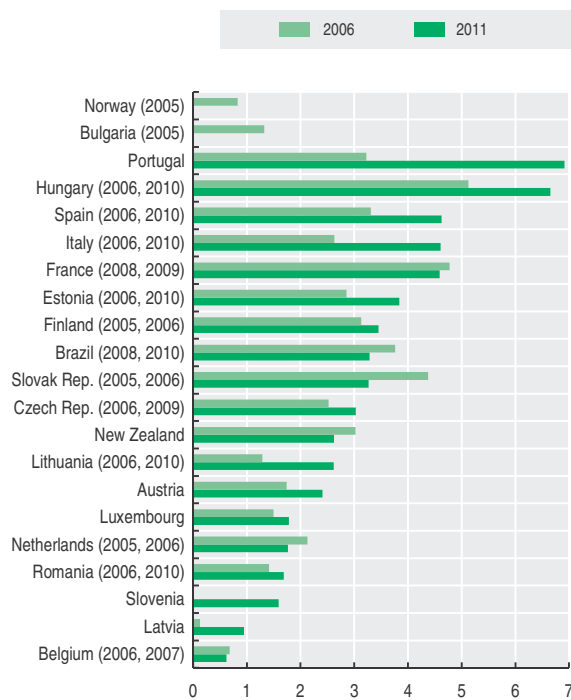
Percentage



StatLink <http://dx.doi.org/10.1787/888933064297>

Figure 4.4. **Employment destruction by employer enterprise deaths, total economy**

Percentage



StatLink <http://dx.doi.org/10.1787/888933064316>



From:
Entrepreneurship at a Glance 2014

Access the complete publication at:
https://doi.org/10.1787/entrepreneur_aag-2014-en

Please cite this chapter as:

OECD (2014), "Employment creation and destruction by employer enterprise births and deaths", in *Entrepreneurship at a Glance 2014*, OECD Publishing, Paris.

DOI: https://doi.org/10.1787/entrepreneur_aag-2014-18-en

This work is published under the responsibility of the Secretary-General of the OECD. The opinions expressed and arguments employed herein do not necessarily reflect the official views of OECD member countries.

This document and any map included herein are without prejudice to the status of or sovereignty over any territory, to the delimitation of international frontiers and boundaries and to the name of any territory, city or area.

You can copy, download or print OECD content for your own use, and you can include excerpts from OECD publications, databases and multimedia products in your own documents, presentations, blogs, websites and teaching materials, provided that suitable acknowledgment of OECD as source and copyright owner is given. All requests for public or commercial use and translation rights should be submitted to rights@oecd.org. Requests for permission to photocopy portions of this material for public or commercial use shall be addressed directly to the Copyright Clearance Center (CCC) at info@copyright.com or the Centre français d'exploitation du droit de copie (CFC) at contact@cfcopies.com.